

DEPARTMENT OF THE ARMY TECHNICAL MANUAL

TECHNICAL MANUAL
ORGANIZATIONAL, DIRECT SUPPORT AND
GENERAL SUPPORT MAINTENANCE
REPAIR PARTS AND SPECIAL TOOLS LIST
(INCLUDING DEPOT MAINTENANCE REPAIR PARTS
AND SPECIAL TOOLS)
TRUCK, FIRE, FIGHTING, POWER PUMPER;
FOAM AND WATER, 500 GPM,
CENTRIFUGAL PUMP, POWER TAKE-OFF DRIVEN,
400 GALLON WATER TANK, 40 GALLON FOAM
CHEMICAL TANK, CLASS 530B, NON-WINTERIZED
(WARD LA FRANCE MODEL M45A2WLF)
NSN 4210-00-928-3515
(AMERICAN AIR FILTER MODEL FT-500)
NSN 4210-00-449-0431
(LOADCRAFT MODEL M45A2FTL-1)
NSN 4210-00-168-1768

HEADQUARTERS, DEPARTMENT OF THE ARMY
21 MARCH 1975

CHANGE }
No. 1 }

HEADQUARTERS
DEPARTMENT OF THE ARMY
WASHINGTON, D.C., 20 January 1988

Organizational, Direct Support and
General Support Maintenance
Repair Parts and Special Tools Parts
(Including Depot Maintenance Repair Parts and Special Tools)

TRUCK, FIRE, FIGHTING, POWER PUMPER:
FOAM AND WATER, 500 GPM,
CENTRIFUGAL PUMP, POWER TAKE-OFF DRIVEN,
400 GALLON WATER TANK, 40 GALLON FOAM
CHEMICAL TANK, CLASS 530B, NON-WINTERIZED
(WARD LA FRANCE MODEL M45A2WLF)
NSN 4210-00-928-3515
AMERICAN AIR FILTER MODEL FT-500)
NSN 4210-00-449-0431
(LOADCRAFT MODEL M45A2FTL-1)
NSN 4210-00-168-1768

TM 5-4210-213-24P, 21 March 1975, is changed as follows.

1. Remove and insert pages as indicated below. New or changed text material is indicated by a vertical bar in the margin. An illustration change is indicated by a miniature pointing hand.

Remove pages
2-43 and 2-44
4-19 and 4-20

Insert pages
2-43 and 2-44
4-19 and 4-20

2. Retain this sheet in front of manual for reference purposes.

By Order of the Secretary of the Army:

CARL E. VUONO
General, United States Army
Chief of Staff

Official:

R. L. DILWORTH
Brigadier General, United States Army
The Adjutant General

DISTRIBUTION:

To be distributed in accordance with DA Form 12-25A, Unit, Direct Support and General Support Maintenance Requirements for Truck, Fire Fighting Power Pumper, 400 GAL Water/40 GAL Foam, (M45A A2WLF, FT-500, M45A2FTL-1).



**ORGANIZATIONAL, DIRECT SUPPORT AND
GENERAL SUPPORT MAINTENANCE
REPAIR PARTS AND SPECIAL TOOLS LIST
(INCLUDING DEPOT MAINTENANCE REPAIR PARTS AND SPECIAL TOOLS)
TRUCK, FIRE, FIGHTING, POWER PUMPER FOAM
AND WATER, 500 GPM, CENTRIFUGAL PUMP,
POWER TAKE-OFF DRIVEN, 400 GALLON
WATER TANK, 40 GALLON FOAM CHEMICAL
TANK, CLASS 530B, NON-WINTERIZED
(WARD LA FRANCE MODEL M45A2WLF)
NSN 4210-00-928-3515
(AMERICAN AIR FILTER MODEL FT-500)
NSN 4210-00-449-0431
(LOADCRAFT MODEL M45A2FTL-1)
NSN 4210-00-168-1768
CURRENT AS OF 27 DECEMBER 1974**

		Page	Illus Figure
SECTION	I. INTRODUCTION		
	II. REPAIR PARTS LIST		
Group	01. Batteries, cables, and holddown components		
	Battery Box (Models M45AWLF and M45A2FTL-1)	2-1	1
	Battery Box (Model FT-500)	2-3	2
	02. Lights		
	Dome light	2-5	3
	Warning light	2-6	4
	Rear spotlight	2-7	5
	Under hood light and switches	2-8	6
	Front spotlight.....	2-9	7

*This manual supersedes TM 5-4210-213-25P, 27 January 1969, including all changes.

Group		Page	Illus Figure
03.	Siren Assembly, Foot Switch, Solenoid and Circuit Breaker		
	Circuit breaker and switches	2-10	8
	Siren assembly (models M45A2WLF and M45A2FTL-1)	2-11	9
	Siren assembly (model FT-500)	2-13	10
	Siren switches	2-15	11
04.	Hose Reel Assembly		
	Hose reel and motor	2-16	12
	Hose reel	2-18	13
	Hose reel frame	2-20	14
05.	Propeller Shaft Assembly	2-21	15
06.	Body Compartments		
	Right side compartment	2-22	16
	Left side compartment	2-24	17
	Left side compartment	2-26	17
	Pump compartment doors	2-28	18
	Pump compartment	2-30	19
07.	Ladder Supports	2-32	20
08.	Apron, rear and Attaching Components	2-35	
	Rear accessories	2-34	21
	Rear apron	2-36	22
09.	Foam Tank Assembly		
	Foam tank	2-38	23
	Foam tank fittings (models M45A2WLF and FT-500)	2-40	24
	Foam tank fittings (model M45A2FTL-1)	2-41	25
10.	Instrument Housing Group	2-42	26
11.	Control Panels, Operator		
	Control panel left	2-44	27
	Control panel right	2-46	28
12.	Piping Water and Foam		
	Hose reel piping (model M45A2WLF)	2-47	29
	Hose reel piping (model FT-500)	2-49	30
	Hose reel piping (model FT-500)	2-51	31
	Hose reel piping (model M45A2FTL-1)	2-53	32
	Foam lines and fittings	2-55	33
	Foam proportioner valve	2-57	34
	Pump to water tank piping (models M45A2WLF and M45A2FTL-1)	2-58	35
	Pump to water tank piping (model FT-500)	2-59	36
	Educator and piping (models M45A2WLF and M45A2FTL-1)	2-60	37
	Educator and piping (model FT-500)	2-61	38
	Water pump to tank piping (models M45A2WLF and M45A2FTL-1) ..	2-62	39
	Water pump to tank piping (model FT-500)	2-63	40
13.	Heater		
	Heater hoses and fitting	2-64	41
	Heater components	2-65	42
14.	Control Valves		
	Hose reel ball valve (model M45A2WLF)	2-67	43
	Hose reel ball valve (model M45A2FTL-1)	2-68	44
	Hose reel ball valve (model FT-500)	2-69	45
	Foam line ball valve (model M45A2WLF)	2-70	46
	Hose reel ball valve ¾ in (model M45A2WLF)	2-71	47
	Metering valve	2-72	48
	Check valve	2-73	49
	Educator	2-74	50
	Valve, water tank	2-75	51
	Ball valve, 2 in	2-76	52
15.	Fire Pump Assembly		
	Priming tank	2-77	53
	Priming pump drain lines and fittings	2-79	54
	Primer valve	2-80	55
	Drain valve and lines (models M45A2WFL and M45A2FTL-1)	2-81	56
	Drain valve	2-82	57
	Drain valve and lines (model FT-500)	2-83	58
	Primer pump motor and solenoid	2-84	59
	Primer pump motor	2-85	60
	Primer pump	2-86	61

Group		Page	Illus Figure
15.	-Continued		
	Clutch linkage.....	2-88	62
	Suction and discharge tubes.....	2-90	63
	Relief valve, pump suction and discharge tubes.....	2-91	64
	Suction valve.....	2-92	65
	Discharge valve.....	2-93	66
	Pump gear box.....	2-95	67
	Pump body and volute.....	2-97	68
	Water pump.....	2-99	69
	Relief valve.....	2-101	70
	Control valve.....	2-102	71
	Discharge drain valve.....	2-104	72
	Drain valve guard, plate and drain cocks.....	2-105	73
16.	Tank Assembly, Water.....	2-108	74
17.	Battery Box Support and Grab Handle.....	2-110	75
18.	Hose Bed Assembly.....	2-112	76
19.	Frame and Mounting Brackets.....	2-113	77
20.	Wiring harness and cables.....	2-115	
21.	Heat Exchanger and Oil Pan Box Assembly.....	2-119	
	Box, oil pan.....	2-119	78
	Heat exchanger and lines (model M45A2WLF).....	2-120	79
	Heat exchanger and lines (model FT-500).....	2-122	80
	Heat exchanger and lines (model M45A2FTL-1).....	2-123	81
22.	Muffler Brackets		
	Muffler brackets.....	2-123	82
	Exhaust pipe bracket.....	2-126	83
23.	Data and Instruction Plates.....(sheet 1 of 2)	2-127	84
	Data and instruction plates.....(sheet 2 of 2)	2-128	84
SECTION III.	SPECIAL TOOLS LIST "NOT APPLICABLE"		
IV.	NATIONAL STOCK NUMBER AND PART NUMBER INDEX		4-1

SECTION I

INTRODUCTION

1. Scope

This manual lists repair parts, special tools, test, measurement, diagnostic equipment (TMDE), and other support equipment required for operation and performance of organizational, direct support, and general support maintenance of the Truck, Fire Fighting.

2. General

a. Section II-Repair Parts List. A list of repair parts authorized for use in the performance of maintenance. The list also includes parts which must be removed for replacement of the authorized parts. Parts lists are composed of functional groups in ascending numerical sequence, with the parts in each group listed in figure and item number sequence. Bulk materials are listed in FSN sequence, as the last group in Section II.

b. Section III-Special Tools List. "Not Applicable".

c. Section IV-National Stock Number and Part Number Index. A list, in ascending numerical sequence, of all National stock numbers appearing in the listings, followed by a list, in alphanumeric sequence, of all part numbers appearing in the listings. National stock number and part numbers are cross-referenced to each illustration figure number and item number appearance.

3. Explanation of Columns

The following provides an explanation of columns found in the tabular listings:

a. Illustration. This column is divided as follows:

(1) Figure number. Indicates the figure number of the illustration in which the item is shown.

(2) Item number. The number used to identify each item called out in the illustration.

b. Source, Maintenance, and Recoverability Codes (SMR).

(1) *Source code.* Source codes are assigned to support items to indicate the manner of acquiring support items for maintenance, repair, or overhaul of end items. Source codes are entered in the first and second positions of the Uniform SMR Code format as follows:

Code	Definition
PA	Item procured and stocked for anticipated or known usage.
PB	Item procured and stocked for insurance purpose because essentiality dictates that a minimum quantity be available in the supply systems.
PC	Item procured and stocked and which otherwise would be coded PA except that it is deteriorative in nature.
PD	Support item, excluding support equipment, procured for initial issue or outfitting and stocked only for subsequent or additional initial issues or outfittings. Not subject to automatic replenishment.
PE	Support equipment procured and stocked for initial issue or outfitting to specified maintenance repair activities.
PF	Support equipment which will not be stocked but which will be centrally procured on demand.
PG	Item procured and stocked to provide for sustained support for the life of the equipment. It is applied to an item peculiar to the equipment which, because of probable discontinuance or shutdown of production facilities, would prove uneconomical to reproduce at a later time.
KD	An item of a depot overhaul/repair kit and not purchased separately. Depot kit defined as a kit that provides items required at the time of overhaul or repair.
KF	An item of a maintenance kit and not purchased separately. Maintenance kit defined as a kit that provides an item that can be replaced at organizational or intermediate levels of maintenance.
KB	Item included in both a depot overhaul/repair kit and a maintenance kit.
MO	Item to be manufactured or fabricated at organizational level.
MF	Item to be manufactured or fabricated at the direct support maintenance level.
MH	Item to be manufactured or fabricated at the general support maintenance level.
MD	Item to be manufactured or fabricated at the depot maintenance level.
AO	Item to be assembled at organizational level.
AF	Item to be assembled at direct support maintenance level.
AH	Item to be assembled at general support maintenance level.
AD	Item to be assembled at depot maintenance level.
XA	Item is not procured or stocked because the requirements for the item will result in the replacement of the next higher assembly.
XB	Item is not procured or stocked. If not available through salvage, requisition.
XD	A support item that is not stocked. When required, item will be procured through normal supply channels.

NOTE

Cannibalization or salvage may be used as a source of supply for any item source coded above except those coded XD.

(2) *Maintenance code.* Maintenance codes are assigned to indicate the levels of maintenance authorized to use and repair support items. The maintenance codes are entered in the third and fourth positions of the Uniform SMR code format as follows:

(a) The maintenance code entered in the third position will indicate the lowest maintenance level authorized to remove, replace and use the support item. The maintenance code entered in the third position will indicate one of the following levels of maintenance:

<i>Code</i>	<i>Application/Explanation</i>
C	Crew or operator maintenance performed within organizational maintenance.
O	Support item is removed, replaced, used by the direct support element of integrated direct support maintenance.
I	Support item is removed, replaced, used by the direct support element of integrated direct support maintenance.
F	Support item is removed, replaced, used at the direct support level.
H	Support item is removed, replaced, used at the general support level.
D	Support items that are removed, replaced, used at depot, mobile depot, specialized repair activity only.

NOTE

Codes "I" and "F" will be considered the same by direct support units.

(b) The maintenance code entered in the fourth position indicates whether the item is to be repaired and identifies the lowest maintenance level with the capability to perform complete repair (i.e., all authorized maintenance functions). This position will contain one of the following maintenance codes:

<i>Code</i>	<i>Application/Explanation</i>
O	The lowest maintenance level capable of complete repair of the support item is the organizational level.
F	The lowest maintenance level capable of complete repair of the support item is the direct support level.
H	The lowest maintenance level capable of complete repair of the support item is the general support level.
D	The lowest maintenance level capable of complete repair of the support item is the depot level.
L	Repair restricted to designated specialized repair activity.
Z	Nonreparable. No repair is authorized.
B	No repair is authorized. The item may be reconditioned by adjusting, lubricating, etc., at the user level. No parts or special tools are procured for the maintenance of this item.

(3) *Recoverability code.* Recoverability codes are assigned to support items to indicate the disposition action on unserviceable items. SMR Code format as follows:

<i>Recoverability</i>	<i>Definition</i>
Z	Nonreparable item. When unserviceable, condemn and dispose at the level indicated in position 3.
O	Reparable item. When uneconomically repairable, condemn and dispose at organizational level.
F	Reparable item. When uneconomically repairable, condemn and dispose at the direct support level.
H	Reparable item. When uneconomically repairable, condemn and dispose at the general support level.
D	Reparable item. When beyond lower level repair capability, return to depot. Condemnation and disposal not authorized below depot level.
L	Reparable item. Repair, condemnation, and disposal not authorized below depot/specialized repair activity level.
A	Item requires special handling or condemnation procedures because of specific reasons (i.e., precious metal content, high dollar value, critical material or hazardous material). Refer to appropriate manuals/directives for specific instructions.

c. *National Stock Number.* Indicates the National stock number assigned to the item and will be used for requisitioning purposes.

d. *Part Number.* Indicates the primary number used by the manufacturer which controls the design and characteristics of the item by means of its engineering drawings, specifications standards, and inspection requirements to identify an item or range of items.

NOTE

When a stock numbered item is requisitioned, the repair part received may have a different part number than the part being replaced.

e. *Federal Supply Code for Manufacturer (FSCM).* The FSCM is a 5-digit numeric code listed in SB 708-42 which is used to identify the manufacturer, distributor, or Government agency, etc.

f. *Description.* Indicates the National item name and, if required, a minimum description to identify the item. Items that are included in kits and sets are listed below the name of the kit or set with the quantity of each item in the kit or set indicated in the quantity incorporated in unit column. When the part to be used differs between serial numbers of the same model, the effective serial numbers are shown as the last line of the description. In the Special Tools List, the initial basis of issue (BOI) appears as the last line in the entry for each special tool, TMDE, and support equipment. When density of equipments supported exceeds density spread indicated in the

basis of issue, the total authorization is increased accordingly.

g. Unit of Measure (U/M). Indicates the standard of the basic quantity of the listed item as used in performing the actual maintenance function. This measure is expressed by a two-character alphabetical abbreviation (e.g., ea, in, pr, etc). When the unit of measure differs from the unit of issue, the lowest unit of issue that will satisfy the required units of measure will be requisitioned.

h. Quantity Incorporated in Unit. Indicates the quantity of the item used in the breakout shown on the illustration figure, which is prepared for a functional group, subfunctional group, or an an assembly. A "V" appearing in this column in lieu of a quantity indicates that no specific quantity is applicable, (e.g., shims, spacers, etc.).

4. Special Information

Code	Used On
A.....	Model M45AWLF
B.....	Model M45A2FTL-1
C.....	Model FT-500

a. Repair parts kits and gasket sets appear as the last entries in the repair parts listing for the figure in which its parts are listed as repair parts or are listed at the end of the repair parts listing for the last figure containing parts of the kit.

b. The following publications pertain to Truck, Fire Fighting and its components:

TM 5-4210-213-12	Operator and Organizational Maintenance Manual
TM 5-4210-213-34	Direct support and General Support Maintenance Manual
LO 5-4210-213-15	Lubrication Order

5. How to Locate Repair Parts

a. When National Stock Number or Part Number is Unknown:

(1) *First.* Using the table of contents, determine the functional group within which the repair part belongs. This is necessary since illustrations are prepared for functional groups, and listings are divided into the same groups.

(2) *Second.* Find the illustration covering the functional group to which the repair part belongs.

(3) *Third.* Identify the repair part on the illustration and note the illustration figure and item number of the repair part.

(4) *Fourth.* Using the Repair Parts Listing, find the figure and item number noted on the illustration.

b. When National Stock Number or Part Number is Known.

(1) *First.* Using the Index of National Stock Numbers and Part Numbers, find the pertinent National stock number or part number. This index is in ascending NSN sequence followed by a list of part numbers in ascending alphanumeric sequence, cross-referenced to the illustration figure number and item number.

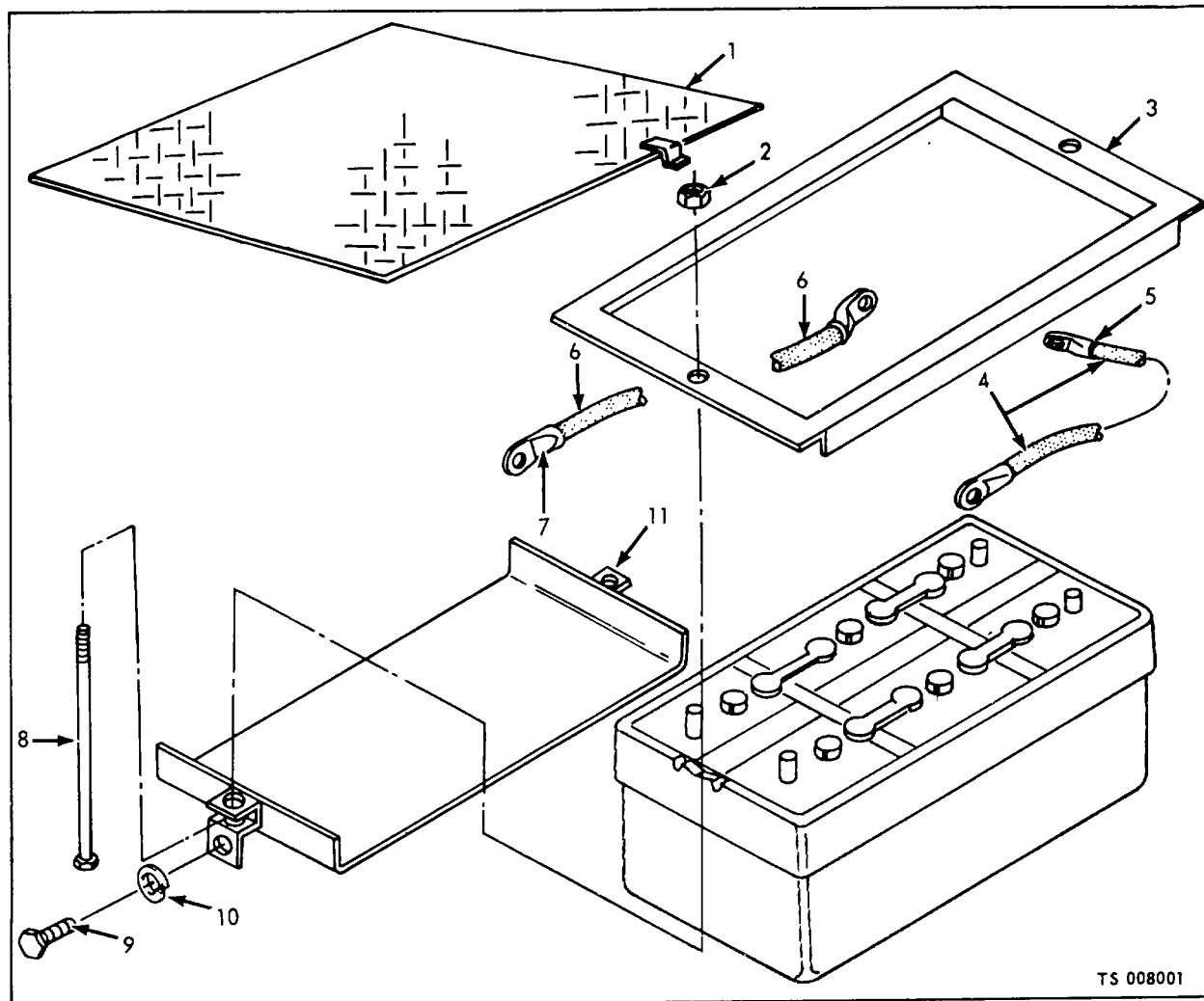
(2) *Second.* After finding the figure and item number, locate the figure and item number in the repair parts listing.

6. Abbreviations

ft.....	feet (foot)
in.....	inch(es)
lg.....	length (long)
lh.....	left hand
mtg.....	mounting(s)
rh.....	right hand

7. Recommendations for Maintenance Publications Improvements

You can improve this manual by calling attention to errors and by recommending improvements, using DA Form 2028 (Recommended Changes to Publications) or by a letter, and mailing directly to Commander, U.S. Army Troop Support Command, ATTN: AMSTS-MPP, 4300 Goodfellow Boulevard, St. Louis, Missouri 63120. A reply will be furnished directly to you.

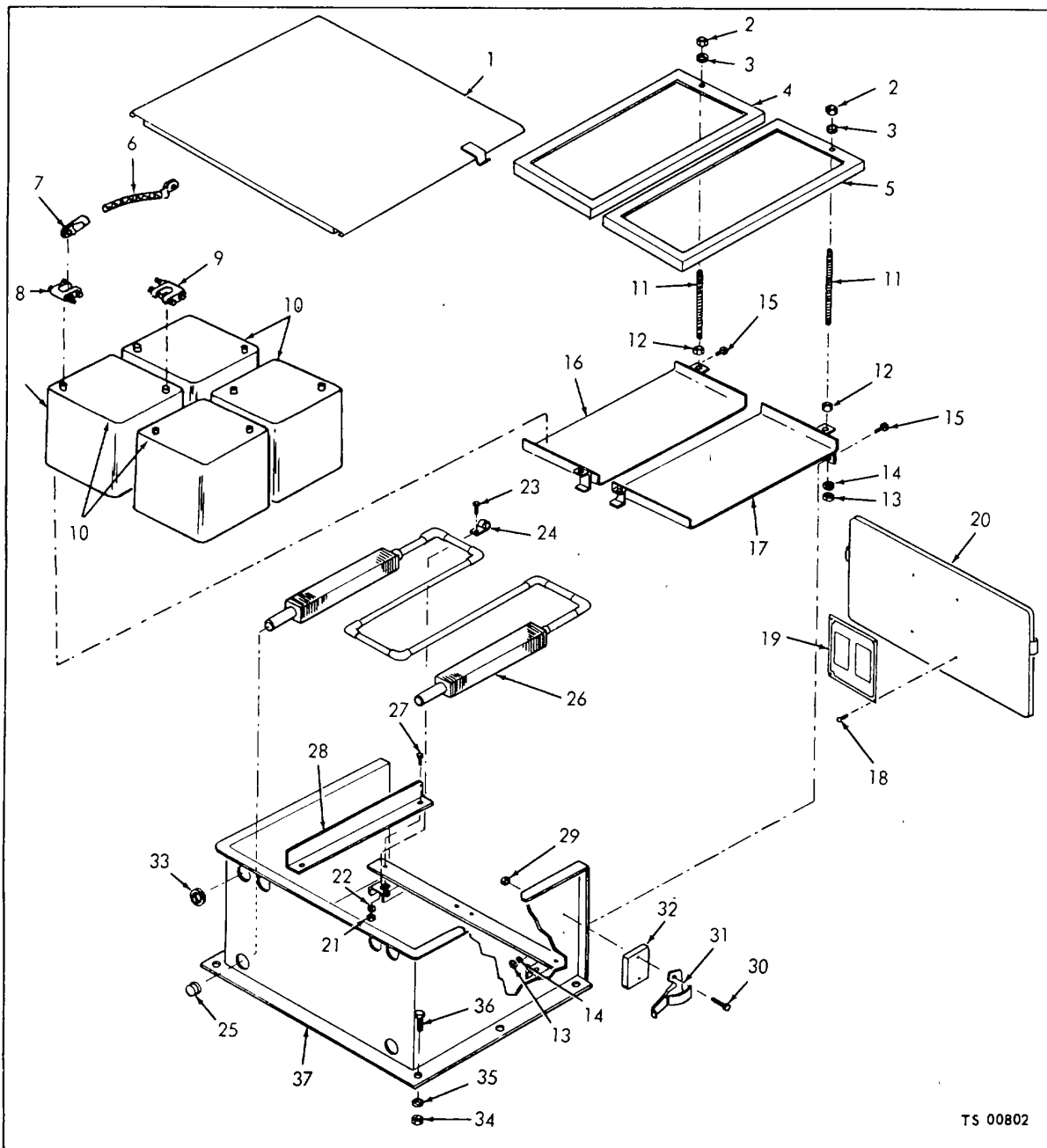


TS 008001

(1) ILLUS- TRATION		(2)	(3)	(4)	(5)	(6)	(7)	(8)
(a) FIG NO.	(b) ITEM NO.	SMR CODE	NATIONAL STOCK NUMBER	PART NUMBER	FSCM	DESCRIPTION	U/M	QTY INC IN UNIT
						USABLE ON CODE		
1		XBOZZ		10572-58	97403	SECTION II - REPAIR PARTS LIST GROUP 01 - BATTERIES, CABLES AND HOLD-DOWN COMPONENTS BOX ASSEMBLY, BATTERY	AB EA	1
1	1	XBOZZ		10572-87-2	97403	PANEL, TOP, INSULATED	AB EA	1
1	2	PAOZZ	5310-00-732-0558	MS35690-605	96906	NUT, PLAIN, HEXAGON: ROD HOLD-DOWN, CADMIUM PLATED, 3/8-16 THD SIZE	AB EA	6
1	3	XBOZZ		10572-89B	97403	FRAME, BATTERY	AB EA	1
1	4	MFOZZ	6150-00-420-2203	17-00993P1	63734	CABLE ASSEMBLY MANUFACTURE FROM:	A EA	1
1	5	PAFZZ	5940-00-705-6730	S150A	78263	TERMINAL, CABLE (FOR ADAPTER BATTERY TERMINAL, REFER TO TM 9-2320-209-25P)	EA	2
1		PAFZZ	6145-00-805-3354			WIRE, ELECTRICAL, 77 IN. REQUIRED	FT	
1	6	PAFZZ		17-00993P2	63734	CABLE ASSEMBLY MANUFACTURE FROM:	A EA	1

Figure 1. Battery box (Models M45AWLF and M45A2FTL-1).

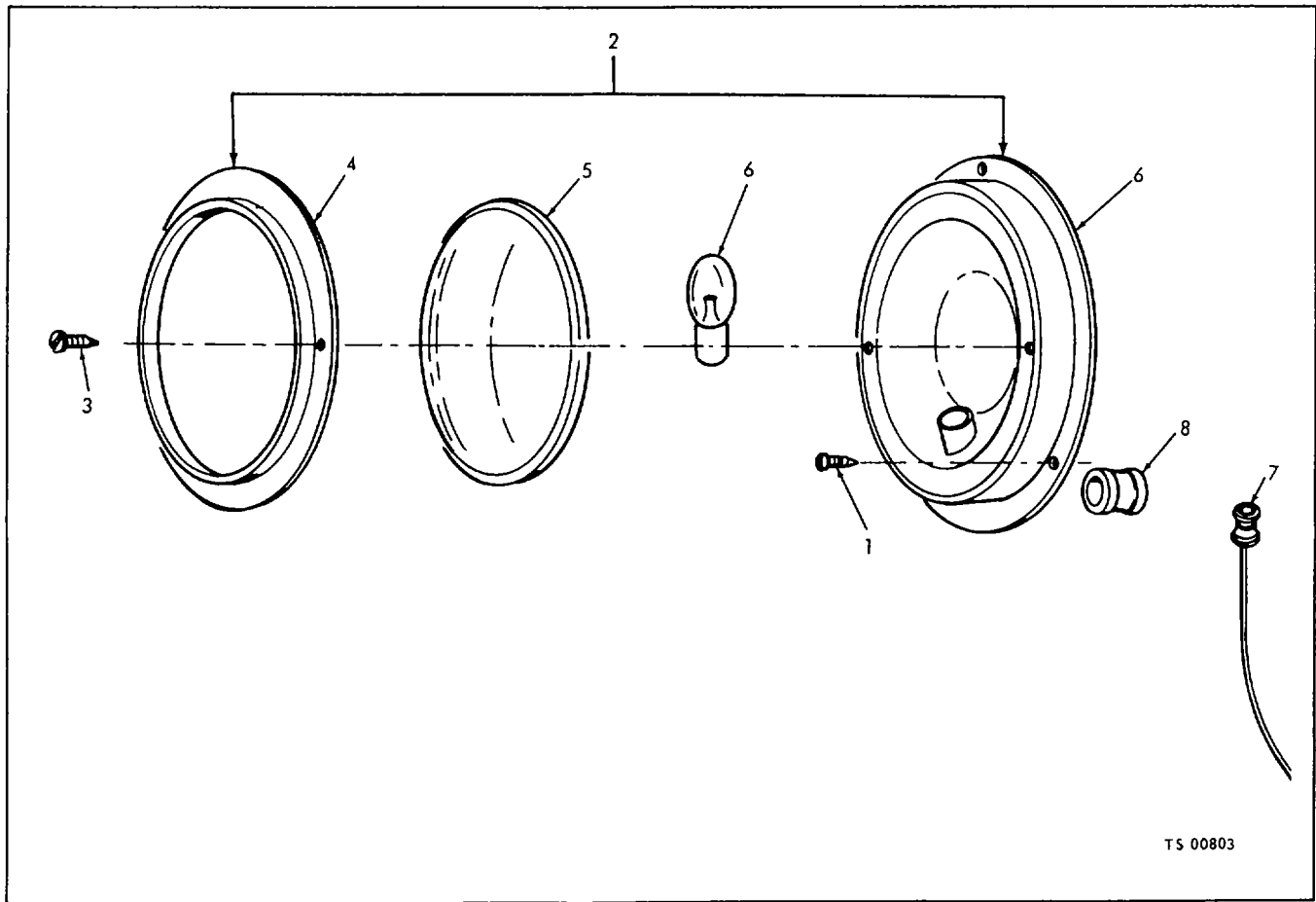
(1) ILLUS- TRATION		(2) SMR CODE	(3) NATIONAL STOCK NUMBER	(4) PART NUMBER	(5) FSCM	(6) DESCRIPTION USABLE ON CODE	(7) U/M	(8) QTY INC IN UNIT
(a) FIG NO.	(b) ITEM NO.							
1	7	PAFZZ	5940-00-705-6730	S150A	78263	TERMINAL, CABLE (FOR ADAPTER, BATTERY TERMINAL, REFER TO TM 9-2320-209-25P)	EA	2
1		PAFZZ	6145-00-805-3254			WIRE, ELECTRICAL, 36 IN. REQUIRED	FT	
1	8	XBOZZ		10572-89-1	97043	ROD, HOLD-DOWN: 3/8-16 X 9 1/2 THD BOTH ENDS	AB EA	2
1	9	PAOZZ	5305-00-269-3211	MS90725-60	96906	SCREW, CAP, HEXAGON: BATTERY TRAY MTG, CADMIUM PLATED, 3/8-16 THD SIZE, 1 IN.	AB EA	2
1	10	PAOZZ	5310-00-637-9541	MS35338-46	96906	WASHER, LOCK, SPLIT: SCREW, BATTERY TRAY MTG, CADMIUM PLATED, 3/8 IN.	AB EA	2
1	11	XBOZZ		10572-89A	97403	TRAY	AB EA	1
1	12	XBOZZ		10572-87-4	97403	PANEL, FRONT, INSULATED	AB EA	1
1	13	XBOZZ	5935-00-811-9131	EC18	99017	CAP, PROTECTIVE	AB EA	2
1	14	PAOZZ	5310-00-761-6882	MS35690-402	96906	NUT, PLAIN, HEXAGON: CLAMP MTG	AB EA	3
1	15	PAOZZ	5310-00-582-5965	MS35338-44	96906	WASHER, LOCK: CLAMP MTG	AB EA	3
1	16	PAOZZ	5305-00-068-0502	MS90725-6	96906	SCREW, CAP, HEXAGON: CLAMP MTG, CADMIUM PLATED, 1/4-20 THD SIZE, 3/4 IN. LG	AB EA	3
1	17	XBOZZ		10572-95-5	82646	CLAMP, HOLD-DOWN: HEAT EXCHANGER	AB EA	3
1	18	XBOZZ		10572-58-1	82646	EXCHANGER, HEAT	AB EA	1
1	19	PAOZZ	5305-00-958-5253	M35190-306	96906	SCREW, MACHINE: SUPPORT MTG, FLATHEAD, CROSS RECESSED, 5/16-18 THD SIZE, 1 IN. LG	AB EA	8
1	20	XBOZZ		10572-88-4	97403	SUPPORT, BATTERY	AB EA	4
1	21	PAOZZ	5310-00-543-2629	MS35690-502	96906	NUT, PLAIN, HEXAGON: BOLT MTG, 5/16-18 THD SIZE	A EA	9
1	22	PAOZZ	5310-00-637-9541	MS35338-46	96906	WASHER, LOCK: BOLT MTG	A EA	9
1	23	PAOZZ		MS35791-6	96906	SCREW, CAP, HEXAGON HEAD: BOLT MTG, 1/4-20 THD SIZE, 3/4 IN. LG	A EA	9
1	24	XBFZZ		HR1	06004	LATCH, CLAMP	AB EA	3
1	24	XBFZZ		10572-86-5	97403	BOLT, DRAW	B EA	3
1	25	XBOZZ		17-00843	63734	SPACER	A EA	3
1	26	PAOZZ	5325-00 276-6090	MS35489-18	96906	GROMMET, RUBBER	AB EA	4
1	27	PAOZZ	5310-00-761-6882	MS35690-402	96906	NUT, PLAIN, HEXAGON: CADMIUM PLATED, 1/4-20 THD SIZE	AB EA	10
1	28	PAOZZ	5310-00 582-5965	MS35338-44	96906	WASHER, LOCK, SPLIT: CADMIUM PLATED, 1/4 IN.	AB EA	10
1	29	PAOZZ	5305-00-071-2237	M590725-14	96906	SCREW, CAP, HEXAGON HEAD: BATTERY BOX MTG, 1/4-20 THD SIZE, 2 IN. LG	AB EA	10
1	30	XBOZZ		10572-85A	97403	FRAME ASSEMBLY	AB EA	1
1		XBOZZ		SD42	22843	RIVET, BLIND, STEEL: BOLT, DRAW MTG	B EA	2
1		PAOZZ	6140-00-057-2554			BATTERY (FOR REPLACEMENT PURPOSES, REPLACE 2 EA, 6140-191-8485 WITH 4 EA, 6140-057-2554)	AB EA	2
1		MFOZZ		10572-51-40A	82646	LEAD, ELECTRICAL: BATTERY POSITIVE TO TERMINAL BOARD MANUFACTURE FROM:	B EA	1
1		PAFZZ	6145-00-705-6674	7056674	19207	CABLE, ELECTRICAL, 3 FT REQUIRED	FT	
1		PAFZZ		7883	70903	SLEEVE, 2 EA REQUIRED	EA	
1		PAFZZ		7540	70903	TERMINAL, 2 EA REQUIRED	EA	
1		MFOZZ		701095	82646	LEAD, ELECTRICAL: BATTERY NEGATIVE TO FRAME MANUFACTURE FROM:	EA	1
1		PAFZZ	6145-00-705-6674	7056674	19207	CABLE, ELECTRICAL, 3 FT REQUIRED	FT	
1		PAFZZ		7883	70903	SLEEVE, 2 EA REQUIRED	EA	
1		PAFZZ		7540	70903	TERMINAL, 2 EA REQUIRED	EA	
1		MFOZZ		701096	82646	LEAD, ELECTRICAL: JUMPER BATTERY, NEGATIVE TO POSITIVE MANUFACTURE FROM:	B EA	1
1		PAFZZ	6145-00-705-6674	7056674	19207	CABLE, ELECTRICAL, 10 FT REQUIRED	FT	
1		PAFZZ		7883	70903	SLEEVE, 2 EA REQUIRED	EA	
1		PAFZZ		7540	70903	TERMINAL, 2 EA REQUIRED	EA	



(1) ILLUS- TRATION		(2)	(3)	(4)	(5)	(6)	(7)	(8)
(a) FIG NO.	(b) ITEM NO.	SMR CODE	NATIONAL STOCK NUMBER	PART NUMBER	FSCM	DESCRIPTION	U/M	QTY INC IN UNIT
2		XBOZZ		10559	90598	BOX ASSEMBLY, BATTERY	C EA	1
2	1	XBOZZ		13217E5773	97403	COVER, BATTERY BOX	C EA	1
2	2	PAOZZ	5310-00-732-0558	MS51967-8	96906	NUT, PLAIN, HEXAGON: BATTERY FRAME HOLD-DOWN ROD	C EA	4

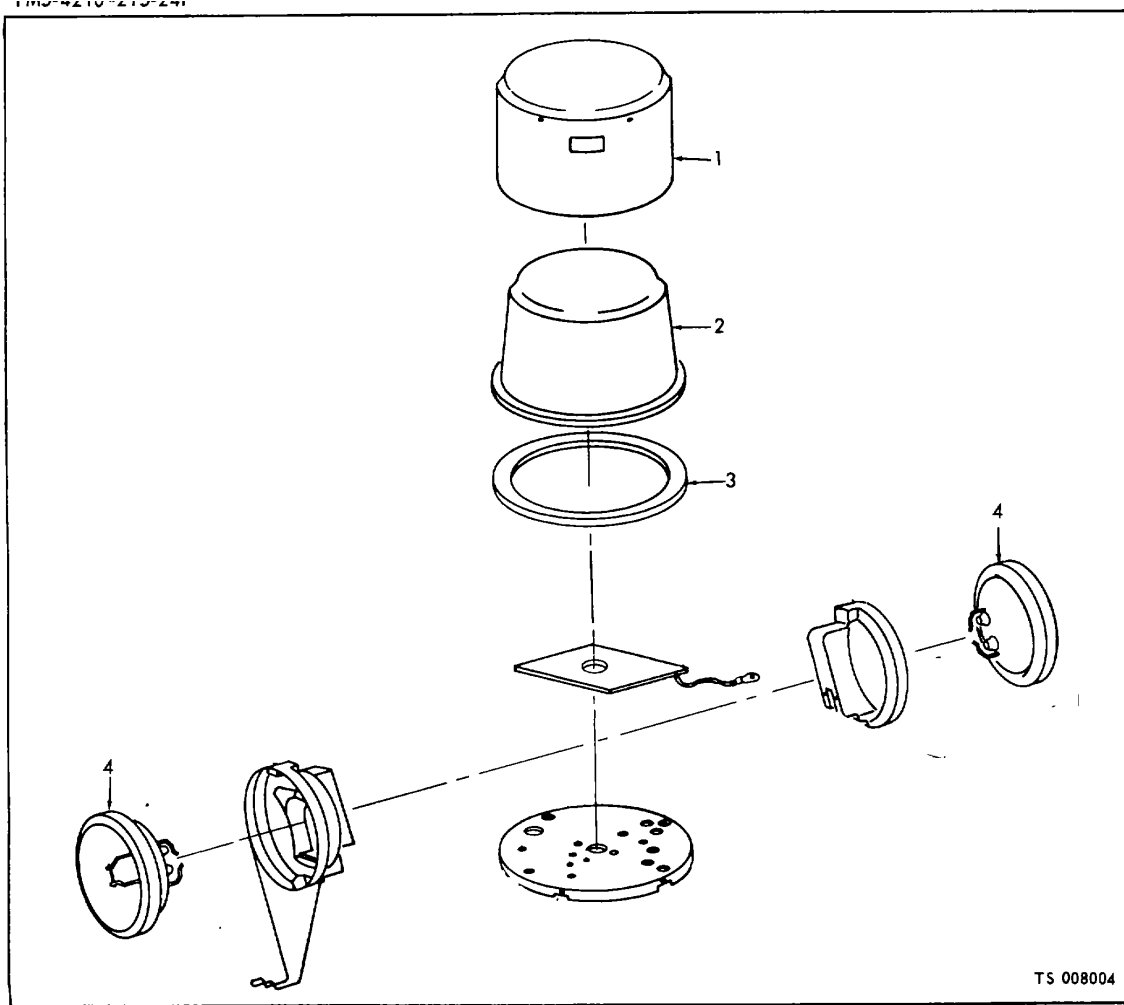
Figure 2. Battery box (Model FT-500).

(1) ILLUS- TRATION		(2) SMR CODE	(3) NATIONAL STOCK NUMBER	(4) PART NUMBER	(5) FSCM	(6) DESCRIPTION USABLE ON CODE	(7) U/M	(8) QTY INC IN UNIT
(a) FIG NO.	(b) ITEM NO.							
2	3	PAOZZ	5310-00-637-9541	MS35338-46	96906	WASHER, LOCK: BATTERY FRAME HOLD-DOWN ROD	C EA	4
2	4	XBOZZ		13217E5777	97403	FRAME, BATTERY HOLD-DOWN: RH	C EA	1
2	5	XBOZZ		13217E5776	97403	FRAME, BATTERY HOLD-DOWN: LH	C EA	1
2	6	MFOZZ		10581-1	90598	CABLE, BATTERY	C EA	1
2	7	PAFZZ		MS20559-118	96906	MANUFACTURE FROM: TERMINAL, LUG, 2 EA REQUIRED	EA	2
2		PAFZZ		M13486-1-14	12984	CABLE, ELECTRIC, SIZE 0	FT	
2	8	PAOZZ	5940-00-549-6581	MS75004-1	96906	TERMINAL LUG, POSITIVE	C EA	4
2	9	PAOZZ		MS75004-2	96906	TERMINAL LUG, NEGATIVE	C EA	4
2	10	PAOZZ	6140-00-057-2554	MS35000-3	96906	BATTERY, STORAGE	C EA	4
2	11	XBOZZ		13217E5778	97403	ROD, THREADED	C EA	4
2	12	PAOZZ		MS51967-8	96906	NUT, PLAIN, HEXAGON: BATTERY FRAME HOLD-DOWN ROD	EA	2
2	13	PAOZZ		MS51967-8	96906	NUT, PLAIN, HEXAGON: BATTERY TRAY MTG	EA	2
2	14	PAOZZ	5310-00-637-9541	MS35338-46	96906	WASHER, LOCK: BATTERY TRAY MTG, SCREW	EA	2
2	15	PAOZZ	5305-00-269-3212	MS90725-61	96906	SCREW, CAP, HEXAGON HEAD: BATTERY TRAY MTG	C EA	2
2	16	XBOZZ		13217E5775	97403	TRAY, BATTERY: RH	C EA	1
2	17	XBOZZ		13217E5774	97403	TRAY, BATTERY: LH	C EA	1
2	18	PAOZZ	5305-00-883-0632	MS24617-2	96906	SCREW, TAPPING THREAD FORMING	EA	4
2	19	XBOZZ		13217E5771	97403	PLATE, INSTRUCTION: BATTERY	EA	1
2	20	XBOZZ		13217E5772	97403	PANEL, BATTERY BOX	C EA	1
2	21	PAOZZ	5310-00-934-9758	MS35649-202	96906	NUT, PLAIN, HEXAGON: HEAT EXCHANGER CLAMP MTG	C EA	3
2	22	PAOZZ	5310-00-045-3296	MS3533-43	96906	WASHER, LOCK: HEAT EXCHANGER CLAMP MTG	C EA	3
2	23	PAOZZ	5305-00-984-6211	MS35206-264	96906	SCREW, MACHINE: HEAT EXCHANGER CLAMP MTG	C EA	3
2	24	PAOZZ	5340-00-958-8457	MS21333-78	96906	CLAMP, LOOP: HEAT EXCHANGER MTG	C EA	3
2	25	XBOZZ	5970-00-937-2895	LT11-8	81904	CAP, DUST: HEAT EXCHANGER	C EA	2
2	26	XBOZZ		13217E5769	97403	HEAT EXCHANGER	C EA	1
2	27	PAOZZ	5305-00-958-5253	MS35190-306	96906	SCREW, MACHINE: GUIDE MTG	C EA	8
2	28	XBOZZ		13217E5767	97403	GUIDE: BATTERY BOX	EA	4
2	29	PAOZZ		MS51988-1718	96906	NUT, SELF-LOCKING, FLANGED: LATCH MTG SCREW	C EA	6
2	30	PAOZZ	5305-00-984-6216	MS35206-269	96906	SCREW, MACHINE: LATCH MTG	C EA	6
2	31	XBOZZ	5340-00-444-6468	HR1	06004	LATCH, CLAMP, HOOK TYPE	C EA	3
2	32	XBOZZ		13217E5768	97403	SPACER, LATCH	EA	3
2	33	PAOZZ	5325-00-263-6648	MS35489-135	96906	GROMMET, RUBBER	C EA	4
2	34	PAOZZ	5310-00-880-7744	MS51967-5	96906	NUT, PLAIN, HEXAGON: BATTERY BOX MTG	C EA	8
2	35	PAOZZ	5310-00-407-9566	MS35338-45	96906	WASHER, LOCK: BATTERY BOX MTG	C EA	6
2	36	PAOZZ	5306-00-225-8499	MS90725-34	96906	SCREW, CAP, HEXAGON HEAD: BATTERY BOX MTG	C EA	6
2	37	XAFZZ		13217E5766	97403	BOX, BATTERY	EA	1
2		MFOZZ		10581-2	90598	CABLE ASSEMBLY, BATTERY	C EA	1
2		PAFZZ				MANUFACTURE FROM: CABLE, ELECTRIC, SIZE 0	FT	
2		PAFZZ		MS20559-118	96906	TERMINAL, LUG, 2 EA	EA	
2		MFOZZ		10581-3	90598	CABLE, BATTERY	C EA	1
2		PAFZZ		M134861-14	12984	MANUFACTURE FROM: CABLE, ELECTRIC, SIZE 0	FT	
2		PAFZZ		MS20559-118	96906	TERMINAL LUG, 2 EA REQUIRED	EA	
2		PAOZZ	6810-00-249-9354	0S801CLASS3	81348	ELECTROLYTE	GL	4



(1) ILLUS- TRATION		(2) SMR CODE	(3) NATIONAL STOCK NUMBER	(4) PART NUMBER	(5) FSCM	(6) DESCRIPTION USABLE ON CODE	(7) U/M	(8) QTY INC IN UNIT
(a) FIG NO.	(b) ITEM NO.							
3	1	PAOZZ	5330-00-855-0973	MS24629-24	96906	GROUP 02 - LIGHTS SCREW, SELF-TAPPING: DOME LIGHT MTG, NO. 6-32 THD SIZE, 1/2 IN. LG	EA	3
3	2	PAOZZ	6220-00-190-6410	38M24	72635	LIGHT ASSEMBLY	EA	1
3	3	PAOZZ	5305-00-855-0973	MS24627-27	96906	SCREW, SELF-TAPPING: RIM MTG, NO. 6-32 THD SIZE, 1 IN. LG	EA	2
3	4	XBOZZ	6220-00-652-2362	545	72635	RIM, LENS: DOME LIGHT	EA	1
3	5	XBOZZ	6220-00-790-7781	258	72635	LENS, DOME LIGHT	EA	1
3	6	PAOZZ	6240-00-155-7784	MS35478-307	96906	LAMP, INCANDESCENT	EA	1
3	7	XBOZZ	6220-00-394-2899	447	72635	LEAD, ELECTRICAL: DOME LIGHT	EA	1
3	8	PAOZZ	5325-00-836-8320	MS35490-9	96906	GROMMET, RUBBER	EA	3

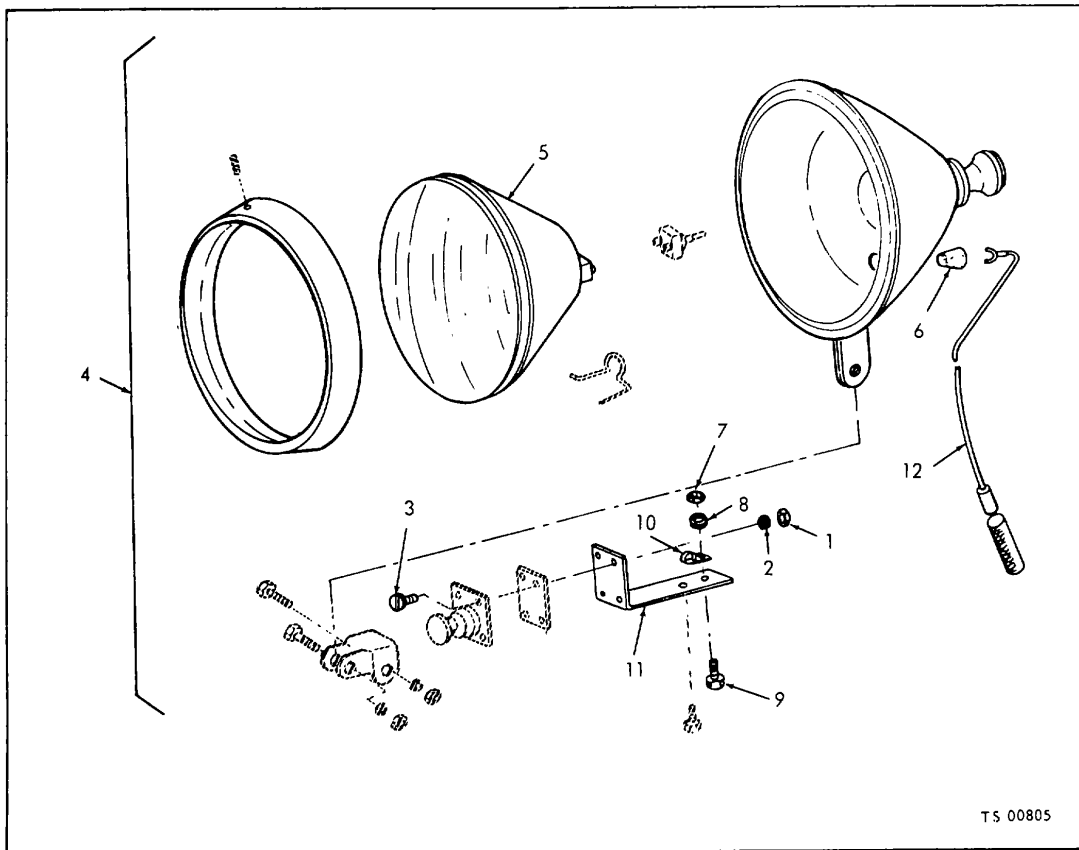
Figure 3. Dome light.



TS 008004

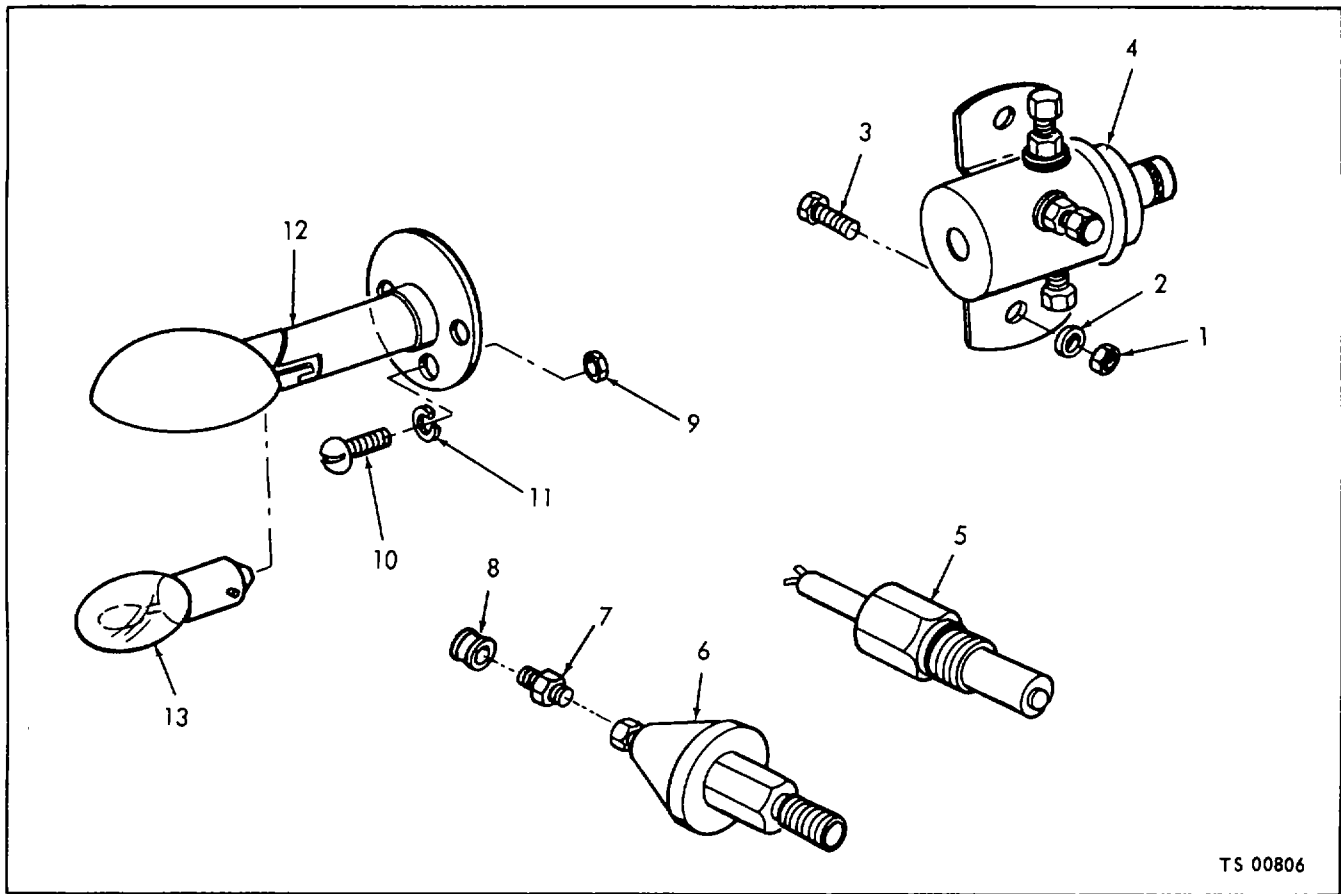
(1) ILLUS- TRATION		(2) SMR CODE	(3) NATIONAL STOCK NUMBER	(4) PART NUMBER	(5) FSCM	(6) DESCRIPTION	(7) U/M	(8) QTY INC IN UNIT	
(a) FIG NO.	(b) ITEM NO.								
4		PAOZZ	6220-00-958-7897	211-612-24VOLT	72635	LIGHT, WARNING	B	EA	1
4		PAOZZ	6220-00-958-7897	8240D269-1	98505	WARNING LIGHT	AC	EA	1
4	1	XBOZZ	6220-00-113-0996	8240C243-1	98905	HOUSING, WARNING LIGHT		EA	1
4	2	PAOZZ	6220-00-113-0996	8422C2	98905	DOME, RED (USE WITH P/N 8240D269-1, ONLY)	AC	EA	1
4	2	PAOZZ		212R	72635	DOME, RED (USE WITH P/N 211-612-24VOLT, ONLY)	B	EA	1
4	3	PAOZZ	6220-00-330-8765	8240A4	98905	GASKET, DOME (USE WITH P/N 824DD269-1, ONLY)		EA	1
4	4	PAOZZ	6240-00-635-4643	MS25243-4505	96906	LAMP: 24V		EA	2

Figure 4. Warning light.



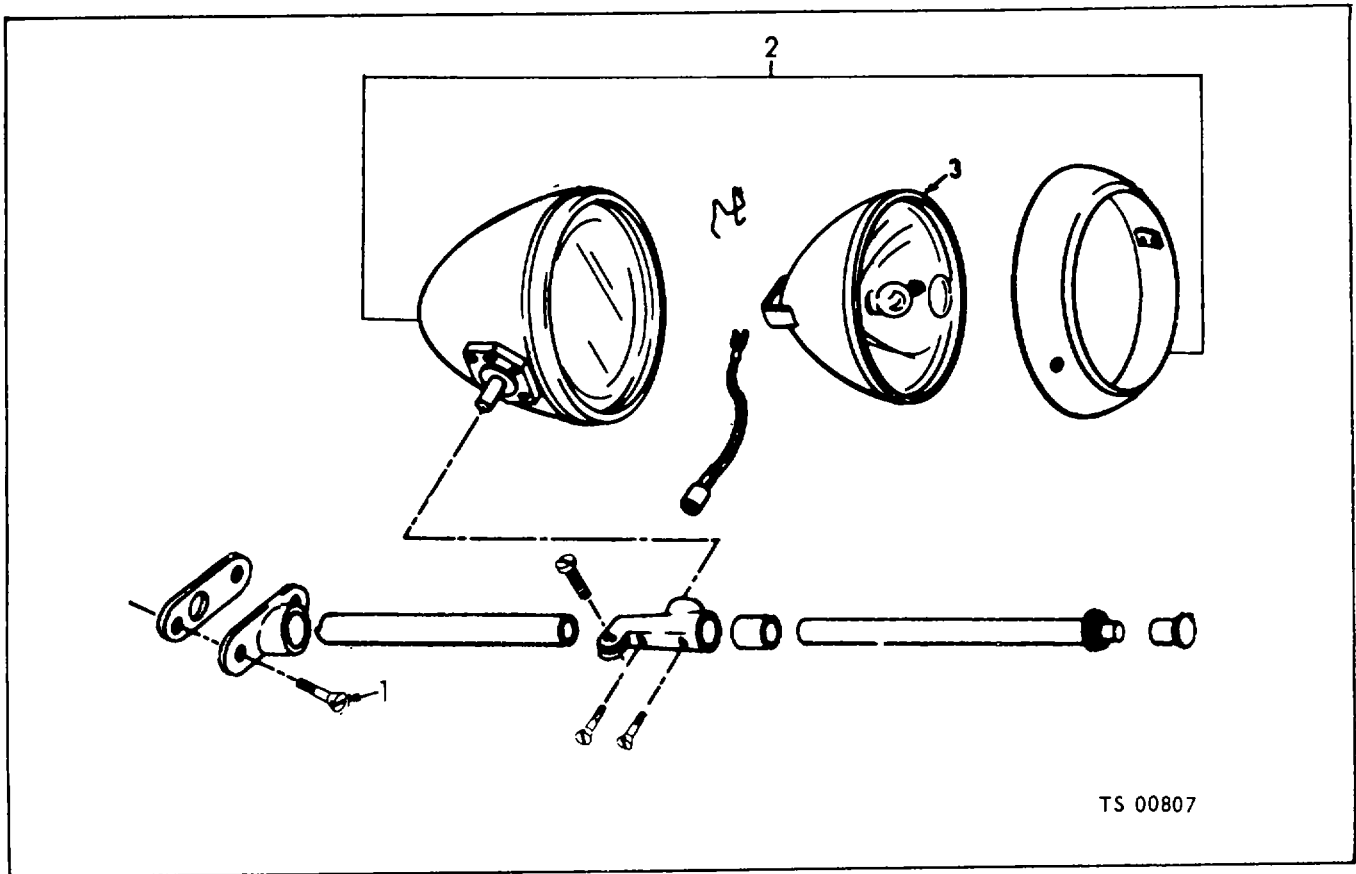
(1) ILLUS- TRATION		(2) SMR CODE	(3) NATIONAL STOCK NUMBER	(4) PART NUMBER	(5) FSCM	(6) DESCRIPTION USABLE ON CODE	(7) U/M	(8) QTY INC IN UNIT
(a) FIG NO.	(b) ITEM NO.							
5	1	PAOZZ	5310-00-934-9758	MS35649-202	96906	NUT, PLAIN, HEXAGON: REAR SPOTLIGHT MTG, NO. 10-24 THD SIZE	EA	4
5	2	PAOZZ	5310-00-045-3296	MS35338-43	96906	WASHER, LOCK: REAR SPOTLIGHT MTG, NO. 10 SCREW SIZE	EA	4
5	3	PAOZZ	5305-00-957-6647	MS535190-274	96906	SCREW, MACHINE: REAR SPOTLIGHT MTG, FLAT COUNTERSUNK, HD, NO. 10-24 THD SIZE, 7/8 IN. LG	EA	4
5	4	PAOZZ	6220-00-168-0410	15600	78977	SPOTLIGHT, REAR	EA	2
5	5	PAOZZ	6240-00-019-3141	4530	24446	LAMP, INCANDESCENT	EA	2
5	6	XBOZZ	5325-00-485-0275	9013	78977	GROMET, REAR SPOTLIGHT	EA	1
5	7	PAOZZ	5310-00-761-3706	MS51967-15	96906	NUT, PLAIN, HEXAGON: BRACKET MTG, 5/16-18 THD SIZE	EA	2
5	8	PAOZZ	5310-00-407-9566	MS35338-45	96906	WASHER, LOCK: BRACKET MTG, 5/16 IN. SCREW SIZE	EA	2
5	9	PAOZZ	5306-00-225-8499	MS90725-34	96906	SCREW, CAP, HEXAGON HEAD: BRACKET MTG, 5/16-18 THD SIZE, 1 IN. LG	EA	2
5	10	PAOZZ	5340-00-597-5322	MS21333-47	96906	CLAMP, LOOP	EA	2
5	11	XBOZZ		13217E5846	97403	BRACKET, SPOT LIGHT	EA	2
5	12	XBOZZ		701100	78977	CONNECTOR, PLUG, ELECTRICAL	EA	1

Figure 5. Rear spotlight.



(1) ILLUS- TRATION		(2) SMR CODE	(3) NATIONAL STOCK NUMBER	(4) PART NUMBER	(5) FSCM	(6) DESCRIPTION	(7) U/M	(8) QTY INC IN UNIT
(a) FIG NO.	(b) ITEM NO.							
6	1	PAOZZ	5310-00-088-1251	MS51922-1	96906	NUT, SELF-LOCKING: RELAY MTG	EA	2
6	2	PAOZZ	5310-00-809-3078	MS27183-11	96906	WASHER, FLAT: RELAY MTG	EA	2
6	3	PAOZZ	5305-00-068-0501	MS90725-5	96906	SCREW, CAP, HEXAGON HEAD: RELAY MTG	EA	2
6	4	PAOZZ	2920-00-912-4734	SAS4403T	19728	RELAY, SOLENOID: SIREN	EA	1
6	5	PAOZZ	5930-00-919-3278	438086	57733	SWITCH, TEMPERATURE, WATER	EA	1
6	6	PAOZZ	5930-00-472-7193	364K	57733	SWITCH, PRESSURE: OIL	EA	1
6	7	PAOZZ		24583-8X1-8	30327	REDUCER	C EA	1
6	8	PAOZZ	5325-00-286-6047	MS35489-1	96906	GROMMET, RUBBER	C EA	2
6	9	PAOZZ	5310-00-934-9747	MS35649-262	96906	NUT, PLAIN, HEXAGON: LIGHT MTG	EA	3
6	10	PAOZZ	5305-00-089-3000	MS35206-230	96906	SCREW, MACHINE: LIGHT MTG	EA	3
6	11	PAOZZ	5310-00-209-0788	MS35335-30	96906	WASHER, LOCK; LIGHT MTG	EA	3
6	12	PAOZZ	6210-00-299-5968	G579A	72390	LIGHT, ENGINE	EA	2
6	13	PAOZZ	6240-00-155-7784	MS35478-307	96906	LAMP, INCANDESCANT	EA	2

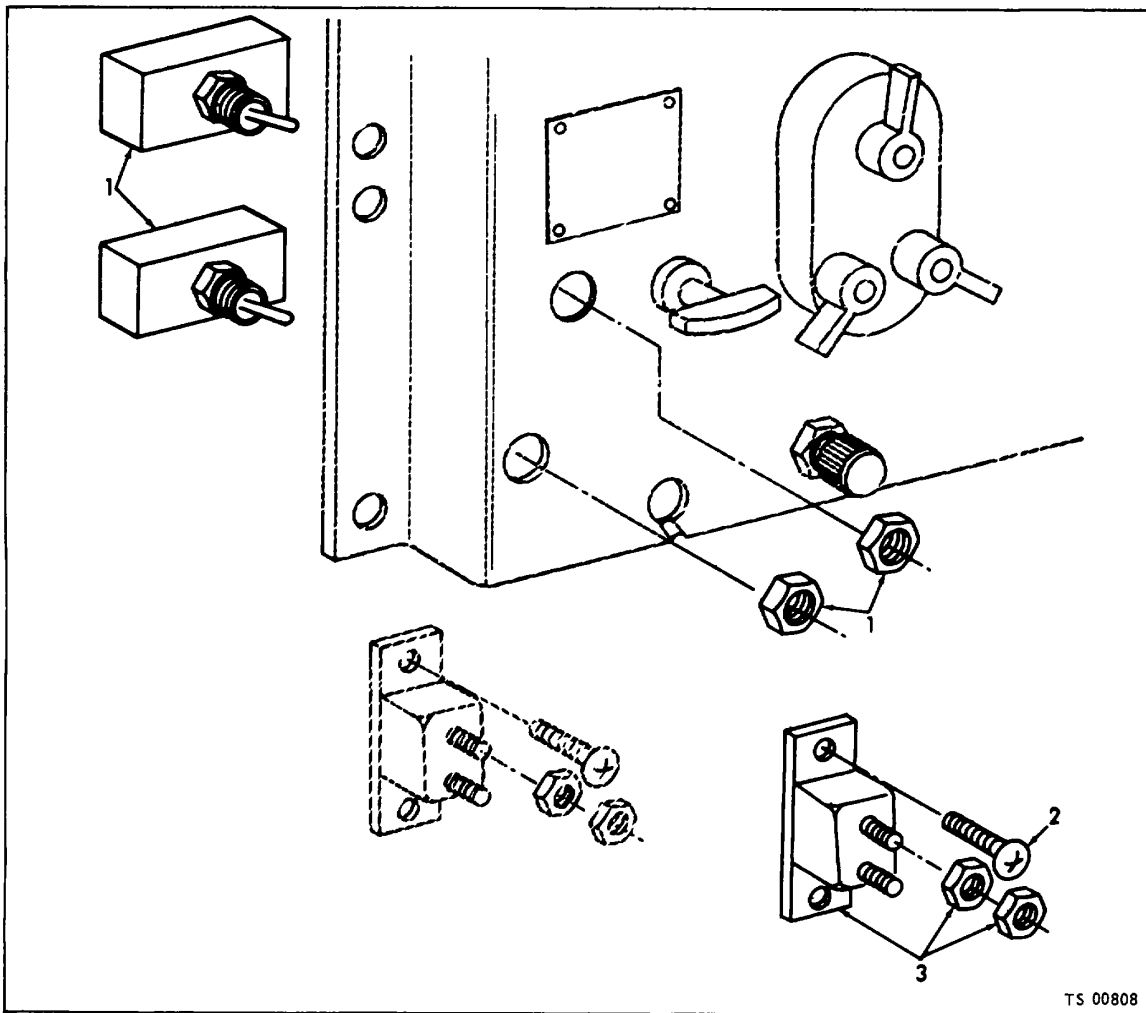
Figure 6. Under hood light and switches.



TS 00807

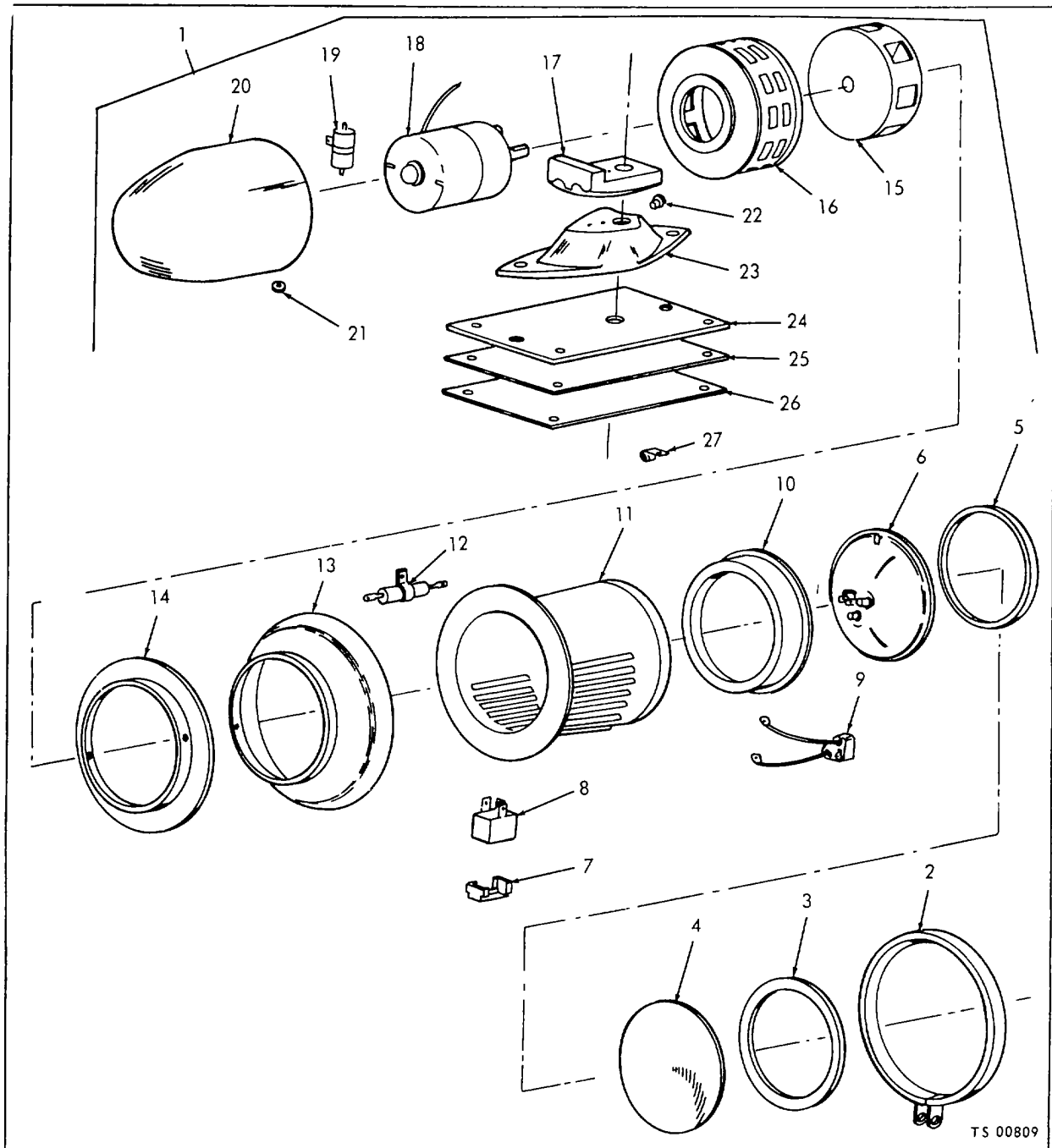
(1) ILLUS- TRATION		(2)	(3)	(4)	(5)	(6) DESCRIPTION	(7) U/M	(8) QTY INC IN UNIT
(a) FIG NO.	(b) ITEM NO.	SMR CODE	NATIONAL STOCK NUMBER	PART NUMBER	FSCM			
7	1	PAOZZ	5305-00-012-0583			SCREW, MACHINE: SPOTLIGHT MTG	EA	4
7	2	PAOZZ	6220-00-790-7780	MS51307-2	96906	SPOTLIGHT ASSEMBLY: FRONT	EA	2
7	3	PAOZZ	6240-00-019-3141	4530	24446	LAMP, INCANDESCENT	EA	1

Figure 7. Front spotlight.



(1) ILLUS- TRATION		(2) SMR CODE	(3) NATIONAL STOCK NUMBER	(4) PART NUMBER	(5) FSCM	(6) DESCRIPTION	(7) U/M	(8) QTY INC IN UNIT
(a) FIG NO.	(b) ITEM NO.							
						GROUP 03 - SIREN ASSEMBLY, FOOT SWITCH, SOLENOID AND CIRCUIT BREAKER		
8	1	PAOZZ	5930-00-655-1514	MS35058-22	96906	SWITCH, TOGGLE: BEACON AND SIREN LIGHT, MASTER SPOTLIGHT UNDER HOOD LIGHTS	AB	EA 3
8	1	PAOZZ	5930-00-655-1514	MS35058-22	96906	SWITCH, TOGGLE: BEACON AND SIREN LIGHT, MASTER SPOTLIGHT	C	EA 2
8	2	PAOZZ	5305-00-855-0960	MS24629-36	96906	SCREW, TAPPING, THREAD CUTTING: BREAKER MTG	AC	EA 8
8	2	XBOZZ		162003	24617	SCREW, SELF-TAPPING: TAPPING: BREAKER MTG, NO. 8-15 X 1/2 IN. LG	B	EA 2
8	3	PAOZZ	5925-00-615-7071	30055-15	13445	BREAKER, CIRCUIT	AC	EA 4
8	3	PADOZZ	5925-00-553-2274	1512-1-15	98343	CIRCUIT BREAKER	B	EA 4
8		XBOZZ		3096	13445	BRACKET, MOUNTING, CIRCUIT BREAKER	B	EA 1

Figure 8. Circuit breaker and switches.

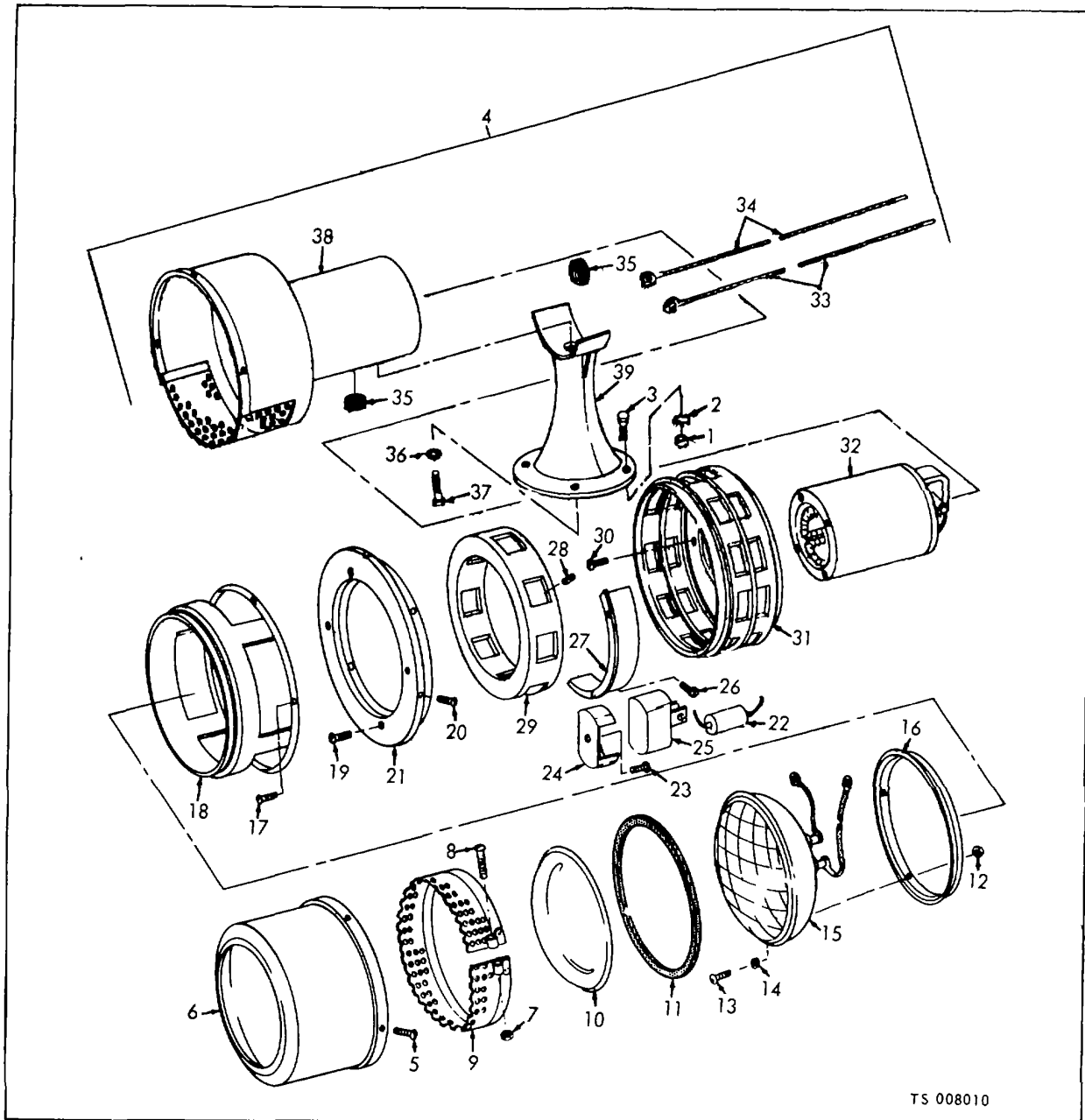


TS 00809

(1) ILLUS- TRATION		(2)	(3)	(4)	(5)	(6) DESCRIPTION	(7)	(8) QTY INC IN UNIT	
(a) FIG NO.	(b) ITEM NO.	SMR CODE	NATIONAL STOCK NUMBER	PART NUMBER	FSCM				USABLE ON CODE
9	1	PAOOZ	6350-00-557-3417	8170D177-24	98905	SIREN, ELECTRIC, MOTOR OPERATED	C	EA	1
9	2	XBOZZ		H7580A1	98905	RETAINER	C	EA	1

Figure 9. Siren assembly (Models M45A2WLF and M45A2FTL-1).

(1) ILLUS- TRATION		(2) SMR CODE	(3) NATIONAL STOCK NUMBER	(4) PART NUMBER	(5) FSCM	(6) DESCRIPTION USABLE ON CODE	(7) U/M	(8) QTY INC IN UNIT
(a) FIG NO.	(b) ITEM NO.							
9	3	XBOZZ		8176B2	98905	GASKET	C EA	1
9	4	XBOZZ		8170L178	98905	LENS, RED	C EA	1
9	5	XBOZZ	5330-00-870-2823	8170B37	98905	GASKET	C EA	1
9	6	PAOZZ	6240-00-727-8573	4880	24446	LAMP, SEALED BEAM	C EA	1
9	7	XBOZZ		8226A367	98905	BRACKET, FLASHER	C EA	1
9	8	PAOZZ	5945-00-991-3828	F432-24V	77977	FLASHER	C EA	1
9	9	XBOZZ		8443A15	98905	CONNECTOR	C EA	1
9	10	XBOZZ		8170B36	98905	ADAPTER, RING	C EA	1
9	11	XBOZZ		H7578-2	98905	COVER, FRONT	C EA	1
9	12	PAOZZ	5910-00-432-6360	SE100-1200	11872	CAPACITOR	C EA	1
9	13	XBOZZ		81700176	98905	GUARD, WEATHER	C EA	1
9	14	XBOZZ		8170C175	98905	BAFFLE, PLATE	C EA	1
9	15	XAOZZ		8170B174	98905	ROTOR	C EA	1
9	16	XAOZZ		117506-1	98905	STATOR	C EA	1
9	17	XBOZZ		H7842-1	98905	FILLER, BLOCK	C EA	1
9	18	XAOZZ		81700169	98905	MOTOR, DC	C EA	1
9	19	PAOZZ		8170A155	98905	CAPACITOR, FILTER	C EA	1
9	20	XAOZZ		H7441-4	98905	HOUSING	C EA	1
9	21	XBOZZ		8441A103	98905	GROMMET, RUBBER	C EA	1
9	22	XBOZZ		H7204	98905	GROMMET, RUBBER	C EA	1
9	23	XFOZZ		H5052E	98905	BASE	C EA	1
9	24	XBOZZ		8170A171	98905	BASE PLATE	C EA	1
9	25	XBOZZ		81701A70	90905	GASKET	C EA	1
9	26	XBOZZ		817A172	98905	PLATE	C EA	1
9	27	PAOZZ	5340-00-535-6468	MS21919G5	96906	CLAMP, LOOP CUSHIONED	C EA	1

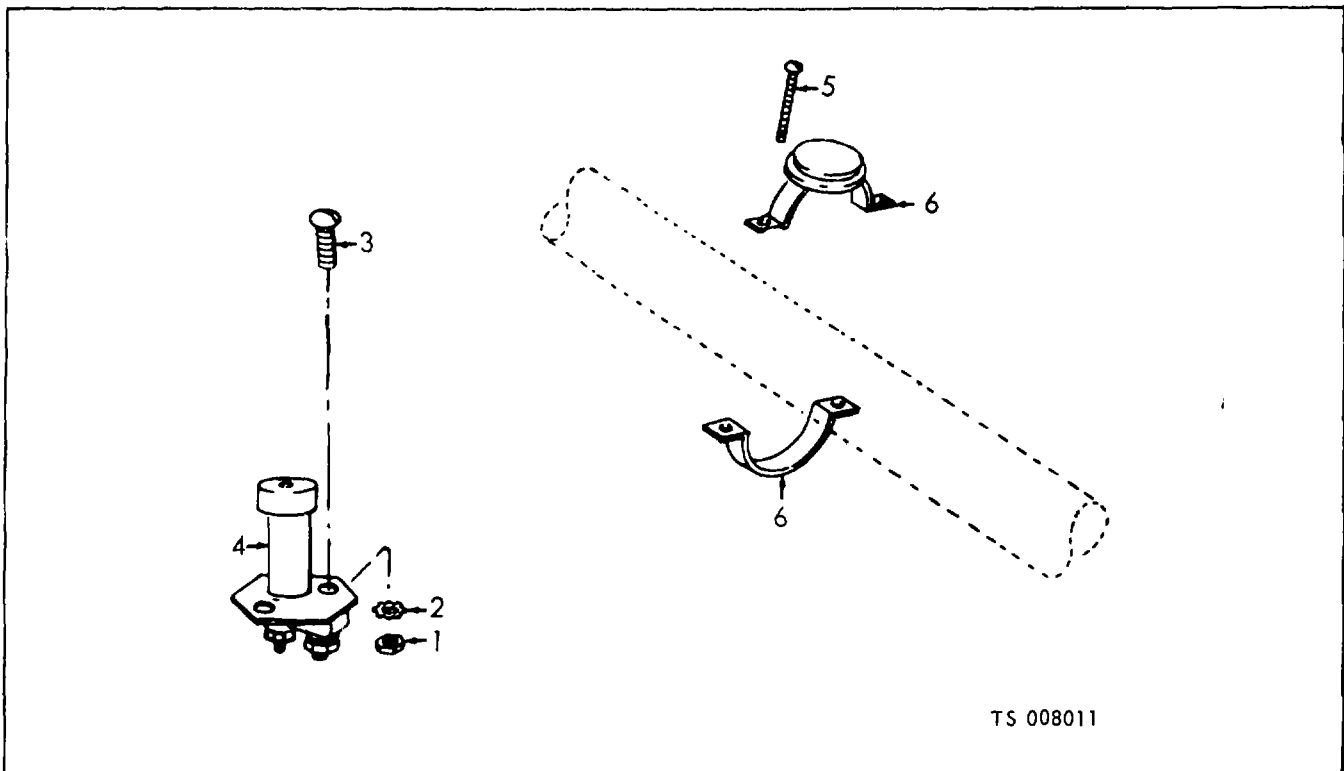


TS 008010

(1) ILLUS-TRATION		(2) SMR CODE	(3) NATIONAL STOCK NUMBER	(4) PART NUMBER	(5) FSCM	(6) DESCRIPTION	(7) U/M	(8) QTY INC IN UNIT	
(a) FIG NO.	(b) ITEM NO.								
10	1	PAOZZ	5310-00-012-0376	MS35690-505	96906	NUT, PLAIN, HEXAGON: SIREN MTG, 5/16-18 THD SIZE	AB	EA	4
10	2	PAOZZ	5310-00-407-9566	MS35338-45	96906	WASHER, LOCK: SIREN MTG, 5/16 IN. SCREW SIZE	AB	EA	4
10	3	PAOZZ	5306-00-531-1798	MS35297-34	96906	SCREW, CAP, HEXAGON HEAD: SIREN MTG, 5/16-18 THD SIZE, 1 IN. LG	AB	EA	4
10	4	PAOZZ	6350-00-930-5772	UAL	13505	SIREN	AB	EA	1
10	5	PAOZZ	5305-00-984-4983	MS35206-226	96906	SCREW, MACHINE: FRONT HOUSING MTG	AB	EA	3

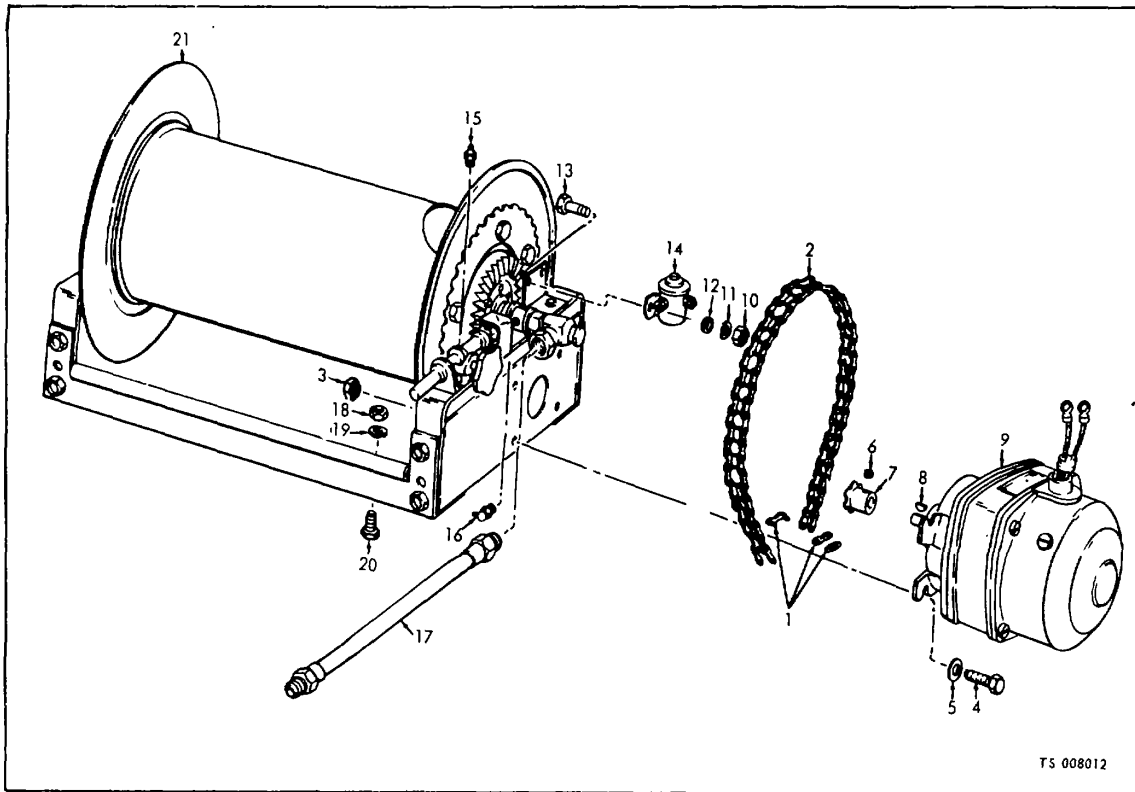
Figure 10. Siren assembly (Model FT-500).

(1) ILLUS- TRATION		(2) SMR CODE	(3) NATIONAL STOCK NUMBER	(4) PART NUMBER	(5) FSCM	(6) DESCRIPTION USABLE ON CODE	(7) U/M	(8) QTY INC IN UNIT	
(a) FIG NO.	(b) ITEM NO.								
10	6	XAOZZ		UAL1	13505	HOUSING, FRONT	AB	EA	1
10	7	PAOZZ	5310-00-934-9747	MS35649-262	96906	NUT, PLAIN, HEXAGON: FRONT SCREEN MTG, NO. 6-32 THD SIZE	AB	EA	1
10	8	PAOZZ	5305-00-984-6221	MS35206-234	96906	SCREW, MACHINE: FRONT SCREEN MTG, NO. 6-32 THD SIZE, 1 IN. LG	AB	EA	1
10	9	XBOZZ		UAL42	13505	SCREEN, FRONT ASSEMBLY	AB	EA	1
10	10	XBOZZ	5330-00-940-1475	UAL55	13505	LENS, RED: SIREN	AB	EA	1
10	11	XBOZZ	5330-00-949-1475	UAL56	13505	GASKET LENS	AB	EA	1
10	12	PAOZZ	5310-00-834-3156	MS35649-62	96906	NUT, HEXAGON, PLAIN: LAMP RETAINING RING	AB	EA	3
10	13	PAOZZ	5305-00-984-4992	MS35206-232	96906	SCREW, MACHINE: LAMP RETAINING RING	AB	EA	4
10	14	PAOZZ	5310-00-045-5206	MS15795-907	96906	WASHER: LAMP RETAINING RING	AB	EA	4
10	15	PAOZZ	6240-00-643-0687	4578	24446	LAMP, INCANDESCENT	AB	EA	1
10	16	XBOZZ		UAL41	13505	RING, ADAPTER: LAMP	AB	EA	1
10	17	XBOZZ		UAL4	13505	SCREW, MACHINE: DEFLECTOR MTG	AB	EA	4
10	18	XBOZZ		UAL3	13505	DEFLECTOR, FRONT	AB	EA	1
10	19	PAOZZ	5305-00-933-6305	UAL38	13505	SCREW, MACHINE: GROUND WIRE MTG		EA	2
10	20	PAOZZ	5305-00-957-6645	MS35190-233	96906	SCREW	AB	EA	4
10	21	XBOZZ		UAL5	13505	RING, SEPARATOR, FAN	AB	EA	1
10	22	PAOZZ	5910-00-899-4395	CP09A1KB104K3	81349	CAPACITOR, FLASHER	AB	EA	1
10	23	PAOZZ	5305-00-984-4983	MS35206-226	96906	SCREW, MACHINE: FLASHER CLIP MTG	AB	EA	1
10	24	XBOZZ		UAL43	13505	CLIP, FLASHER	AB	EA	1
10	25	PAOZZ	5945-00-991-3828	F432-24V	77977	FLASHER	AB	EA	1
10	26	XBOZZ		UAL8	13505	SCREW, MACHINE: DEFLECTOR MTG	AB	EA	2
10	27	XBOZZ		UAL7	13505	DEFLECTOR, REAR	AB	EA	1
10	28	XBOZZ		MS51693-37	96906	SCREW: FAN	AB	EA	2
10	29	XBOZZ		UAL9	13505	FAN	AB	EA	1
10	30	PAOZZ	5305-00-959-2673	MS35190-248	96906	SCREW, MACHINE: STARTER MTG	AB	EA	3
10	31	XBOZZ	6350-00-943-5535	UAL11	13505	STATOR: SIREN FAN	AB	EA	1
10	32	XAOZZ		7B24V	33164	MOTOR ASSEMBLY: DC, SIREN	AB	A	1
10	33	XBOZZ		UAL40	13505	LEAD, ELECTRICAL: FLASHER TO LAMP	AB	EA	1
10	34	XBOZZ		UAL49	13505	LEAD, ELECTRICAL: MOTOR TO DISCONNECT	AB	EA	1
10	35	XBOZZ	5325-00-248-7102	896	70485	GROMMET	AB	EA	2
10	36	XBOZZ		138538	24617	WASHER, LOCK: REAR HOUSING MTG	AB	EA	1
10	37	XBOZZ		154005	24617	SCREW, MACHINE: REAR HOUSING MTG	AB	EA	1
10	38	XAOZZ		UAL14	13505	HOUSING, REAR	AB	EA	1
10	39	XBOZZ		UAL15	13505	BRACKET, BASE	AB	EA	1
10		XBOZZ		UAL57	13505	PLATE MOUNTING, UPPER	AB	EA	1
10		XBOZZ		UAL59	13505	PLATE MOUNTING, LOWER	AB	EA	1
10		XBOZZ		UAL58	13505	GASKET, RUBBER MOUNTING	AB	EA	1
10		PAOZZ	5310-00-209-0788	MS35335-30	96906	WASHER, LOCK FLAT, EXTERNAL	AB	EA	1
10		PAOZZ	5305-00-855-0968	MS24629-10	96906	SCREW, MACHINE: LEAD MTG TO LAMPS	AB	EA	2
10		XBOZZ		UAL39	13505	LEAD, ELECTRICAL: LAMP TO GROUND	AP	EA	1
10		PAOZZ		UAL48	13505	NUT, CONNECT WIRE TO FLASHER	AB	EA	2
10		XBOZZ		UAL47	13505	SCREW, MACHINE, PANHEAD: CONNECT WIRE TO FLASHER	AB	EA	2
10		PAOZZ		MS3533-36	96906	WASHER, LOCK: NO. 4	AB	EA	2



(1) ILLUS- TRATION		(2) SMR CODE	(3) NATIONAL STOCK NUMBER	(4) PART NUMBER	(5) FSCM	(6) DESCRIPTION USABLE ON CODE	(7) U/M	(8) QTY INC IN UNIT
(a) FIG NO.	(b) ITEM NO.							
11	1	PAOZZ	5510-00-584-5005	MS35690-405	96906	NUT, PLAIN, HEXAGON: SIREN SWITCH MTG-, 1/4-20 THD SIZE	EA	2
11	2	PAOZZ	5310-00-582-5965	MS35336-44	96906	WASHER, LOCK: SIREN, SWITCH MTG, 1/4 IN. SCREW SIZE	EA	2
11	3	PAOZZ	5305-00-068-0502	MS90725-6	96906	SCREW, MACHINE: SIREN SWITCH MTG, 1/4-20 THD SIZE, 3/4 IN. LG	EA	2
11	4	PAOZZ	2920-00-132-8368	9060	13445	SWITCH, SIREN FOOT	EA	1
11	5	PAOZZ	5305-00-769-7986			SCREW, MACHINE: SIREN HAND SWITCH MTG	EA	2
11	6	PAOZZ	4210-00-990-9006	HB3	73752	SWITCH, PUSH: SIREN	EA	1

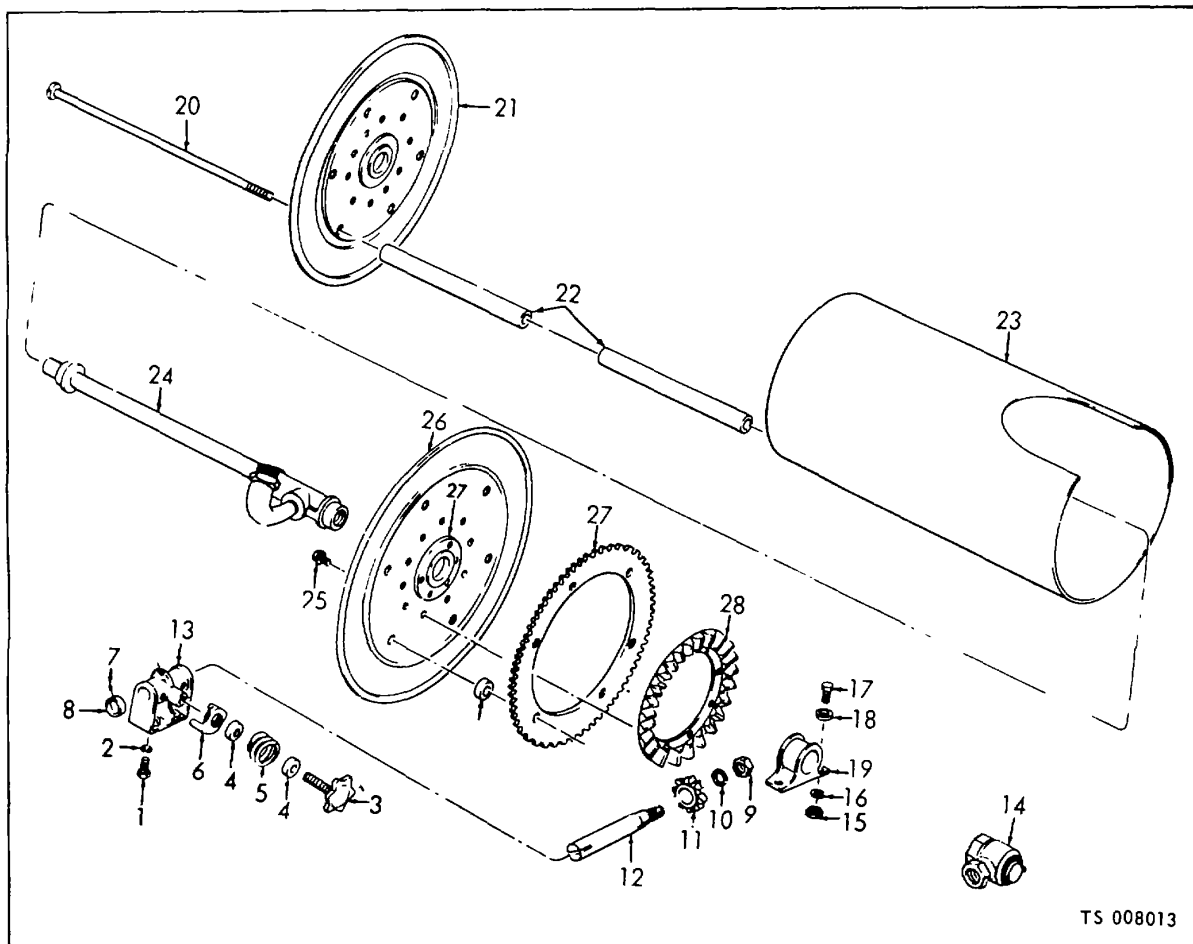
Figure 11. Siren switches.



(1) ILLUS- TRATION		(2) SMR CODE	(3) NATIONAL STOCK NUMBER	(4) PART NUMBER	(5) FSCM	(6) DESCRIPTION USABLE ON CODE	(7) U/M	(8) QTY INC IN UNIT
(a) FIG NO.	(b) ITEM NO.							
12		MFFZZ		EPF32-19-20-47	92858	GROUP 04 - HOSE REEL ASSEMBLY		
12	1	PAFZZ	3020-00-231-8741	MS21-351RC2LA	96906	CHAIN ROLLER: W/CONNECTING LINK MANUFACTURE FROM:	EA	1
12	2	PAFZZ	3020-00-248-5739	MS421-35IRCA	96906	LINK, CONNECTING, 1 EA	EA	
12	3	PAFZZ	5310-00-762-6241	MS51967-35	96906	CHAIN ROLLER, NO. 35, 115 PITCHES, 47 7/8 IN. LG	FT	
12	4	PAFZZ		5-16-18-1SPINLOCK	81092	NUT, PLAIN, HEXAGON: HOSE REEL MOTOR MTG, 5/16-18 THD SIZE	EA	4
12	5	PAFZZ		MS527183-11	96906	SCREW, CAP, HEXAGON HEAD: HOSE REEL MOTOR MTG, 5/16-18 THD SIZE, 1 IN. LG	EA	4
12	6	XBFZZ	5310-00-809-3078	102569	24617	WASHER, FLAT: HOSE REEL MOTOR MTG, 5/16 IN. SCREW SIZE	EA	4
12	7	XBFZZ	4210-00-481-3457	9T35	92858	SETSCREW: SPROCKET	EA	1
12	8	XBFZZ	5315-00-616-5514	MS35756-5	96906	SPROCKET, CHAIN: HOSE REEL MOTOR	EA	1
12	9	PAFZZ	6105-00-027-1877	22047	44541	KEY, WOODRUFF: SPROCKET	EA	1
12		PAFZZ	5977-00-143-6724	SA678-9	44541	MOTOR, HOSE REEL (REPLACE WITH 1251-2X4876R (44541))	A EA	2
12		PAFZZ	5977-00-143-6724	SA678-9	44541	BRUSH, MOTOR	A EA	4
12		PAFZZ	3110-00-516-5557	LA804603B	44541	BEARING, BALL: HOSE REEL MOTOR	A EA	4
12	10	PAOZZ		MS51967-2	96906	NUT, PLAIN, HEXAGON: SOLENOID MTG	EA	2
12	11	PAOZZ	5310-00-582-5965	MS35338-44	96906	WASHER, LOCK: SOLENOID MTG	EA	2
12	12	PAOZZ	5310-00-823-8804	MS27183-9	96906	WASHER, FLAT: SOLENOID MTG	EA	2
12	13	PAOZZ	5305-00-065-0502	MS90725-6	96906	SCREW, CAP, HEAD HEXAGON HEAD: SOLENOID MTG, 1/4-20 THD SIZE, 3/4 IN. LG	EA	2

Figure 12. Hose reel and motor.

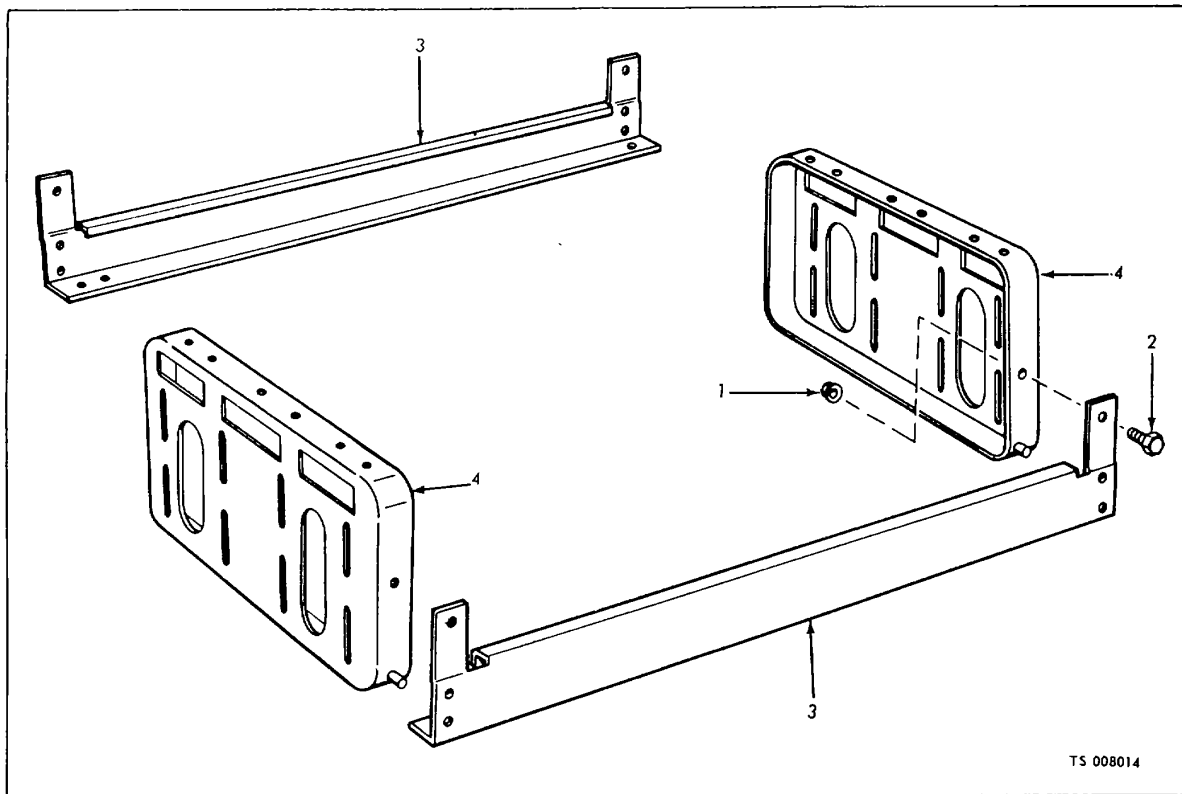
(1) ILLUS- TRATION		(2)	(3)	(4)	(5)	(6) DESCRIPTION	(7)	(8) QTY INC IN UNIT
(a) FIG NO.	(b) ITEM NO.	SMR CODE	NATIONAL STOCK NUMBER	PART NUMBER	FSCM	USABLE ON CODE	U/M	
12	14	PAOZZ	5945-00-642-1126	SAS4406M	19728	RELAY SOLENOID: HOSE REEL MOTOR	EA	1
12	15	PAOZZ	4730-00-050-4208	MS15003-1	96906	FITTING, LUBRICATION: BEARING SHAFT	EA	1
12	16	PAOZZ	4730-00-245-0413			FITTING, LUBRICATION: HOSE REEL	EA	1
12	17	MFOZZ		3619-5901	24101	HOSE ASSEM.LY: HOSE REEL INLET MANUFACTURE FROM:	EA	4
12		PAFZZ		7337-6914	24161	ADAPTER, HOSE, 4 EA	EA	
12		PAFZZ		7336-6914	24161	ADAPTER, HOSE, 4 EA	EA	
12		PAFZZ	4720-00-200-0367			HOSE, 24 IN. REQUIRED FOR EA HOSE	FT	
12	18	PAOZZ	5310-00-543-5643	MS35690-602	96906	NUT, PLAIN, HEXAGON: HOSE REEL MTG, 3/8-24 THD SIZE	EA	8
12	19	PAOZZ	5310-00-637-9541	MS35338-46	96906	WASHER, LOCK: HOSE REEL MTG, 3/8 IN. SCREW SIZE	EA	4
12	20	PAOZZ	5305-00-269-3211	MS90725-60	96906	SCREW, CAP, HEXAGON HEAD: HOSE REEL MTG	EA	4
12	21	PAOFF	4210-00-100-2619	EPF32-19-20RT	92858	REEL ASSEMBLY, HOSE: RIGHT SIDE (SAME AS REEL ASSEMBLY, FSN 4210-100-2023, EXCEPT WHERE INDIVIDUAL COMPONENTS ARE ANNOTATED)	EA	1
12	21	PAOFF	4210-00-100-2623	EPF32-19-20LT	92858	REEL ASSEMBLY, HOSE: LEFT SIDE	EA	1



(1) ILLUS- TRATION		(2) SMR CODE	(3) NATIONAL STOCK NUMBER	(4) PART NUMBER	(5) FSCM	(6) DESCRIPTION USABLE ON CODE	(7) U/M	(8) QTY INC IN UNIT
(a) FIG NO.	(b) ITEM NO.							
13	1	PAFZZ	5305-00-044-4153	MS90725-109	96906	SCREW, CAP, HEXAGON HEAD: BEARING PINION MTG	EA	2
13	2	PAFZZ	5310-00-003-4094	MS35330-48	96906	WASHER, LOCK: BEARING PINION MTG	EA	2
13	3	XBFZZ	1730-00-074-2394	FH30B	92858	HANDWHEEL: BRAKE	EA	1
13	4	XBFZZ		EH765	92858	SPACER: SPROCKET CHAIN AND HANDHEEL	EA	6
13	5	XBFZZ	4930-00-060-5349	H31	92858	SPRING: BRAKE	EA	1
13	6	XBFZZ	1730-00-761-8032	H3	92858	PAD, BRAKE	EA	1
13	7	XBFZZ	5305-00-012-7782	102569	24617	SETSCREW: COLLAR MTG, HEXAGON SOCKET, CUP POINT, 1/4-20 THD SIZE, 1/4 IN. LG	EA	1
13	8	XBFZZ		EPF32-19-20-20	92858	COLLAR: PINION SHAFT MTG	EA	1
11	9	XBFZZ	5310-00-925-9642	MS21083N10	96906	NUT, SELF-LOCKING: GEAR MTG	EA	1
13	10	PAFZZ	5310-00-012-1574	MS35338-31	96906	WASHER, LOCK: PINION SHAFT	EA	1
13	11	XBFZZ	3020-00-995-0336	H27	92858	GEAR, PINION AND PIN	EA	1
13	12	XBFZZ		EPF32-19-20-11	92858	SHAFT PINION	EA	1
13	13	XBFZZ	3130-00-995-4635	H2A	92858	BEARING: PINION SHAFT	EA	1
13	14	PAFZZ	4730-00-451-3555	BD55011-16-01	70709	JOINT, SWIVEL: 1 IN. NPT INLET	EA	1
14	15	PAFZZ	5310-00-012-0377	3-8-16SPINLOCK	81092	NUT, PLAIN, HEXAGON: BEARING MTG	EA	4

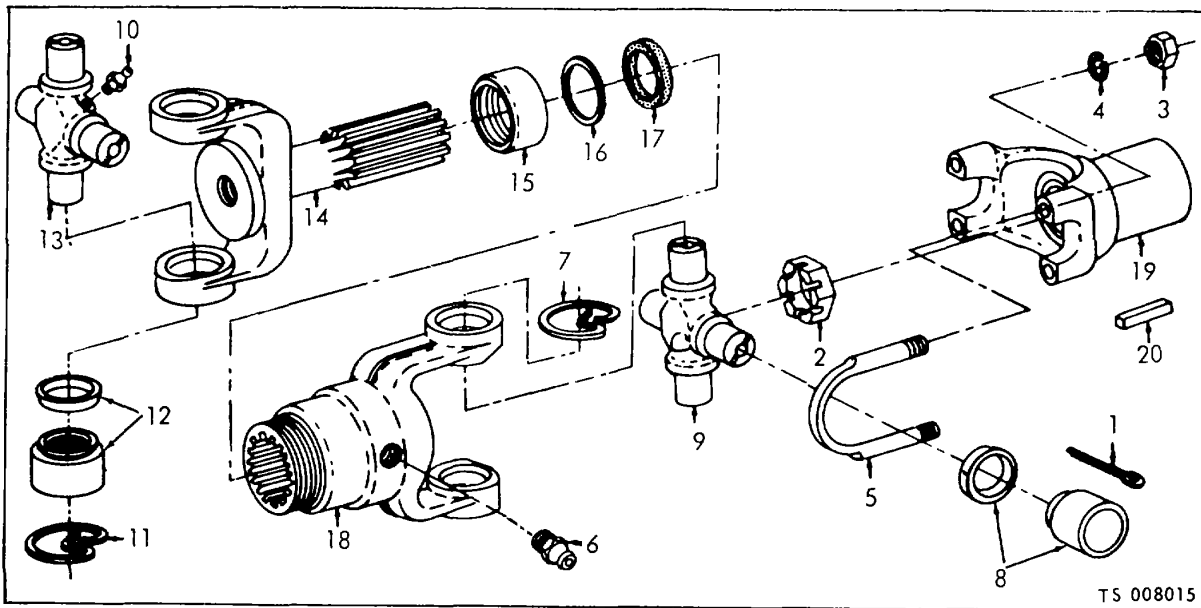
Figure 13. Hose reel.

(1) ILLUS- TRATION		(2) SMR CODE	(3) NATIONAL STOCK NUMBER	(4) PART NUMBER	(5) FSCM	(6) DESCRIPTION USABLE ON CODE	(7) U/M	(8) QTY INC IN UNIT
(a) FIG NO.	(b) ITEM NO.							
13	16	PAFZZ	5310-00-010-3322	MS35338-27	96906	WASHER, LOCK: BEARING MTG	EA	2
13	17	PAFZZ	5305-00-543-4718	381634-1	81092	SCREW, CAP, HEXAGON HEAD: BEARING MTG	EA	4
13	18	PAFZZ	5310-00-080-6004	MS27183-14	96906	WASHER, FLAT: BEARING MTG	EA	4
13	19	XBFZZ		EPF32-19-20-27	92858	BEARING UNIT: PLAIN PILLOW BLOCK	EA	2
13	20	XBFZZ		EPF32-19-20-6	92858	BOLT, CARRIAGE: DISC AND DRUM	EA	6
13	21	XBFZZ		EPF32-19-20-3	92858	DISC, FRONT	EA	1
13	22	XBFZZ		EPF32-19-20-4	92858	SPACER, PIPE: DRUM	EA	6
13	23	XBFZZ		EPF32-19-20-1	92858	DRUM	EA	1
13	24	XBFZZ		EPF32-19-20RT8	92858	ADAPTER, GOOSE NECK: RIGHT REEL	EA	1
13	24	XBFZZ		EPF32-19-20LT8	92858	ADAPTER, GOOSE NECK: LEFT REEL	EA	1
13	25	XBFZZ		51618-12	81092	SCREW, CAP, HEXAGON: RING GEAR MTG	EA	10
13	26	XBFZZ		EPF32-19-20-2	92658	DISC, BACK	EA	1
13	27	XBFZZ		112T35	92858	SPROCKET: CHAIN	EA	1
13	28	XBFZZ	3020-00-360-0629	H26	92658	GEAR RING	EA	1
13		PAFZZ		10-62021-0123	70709	KIT: REPAIR SWIVEL, JOINT	EA	1



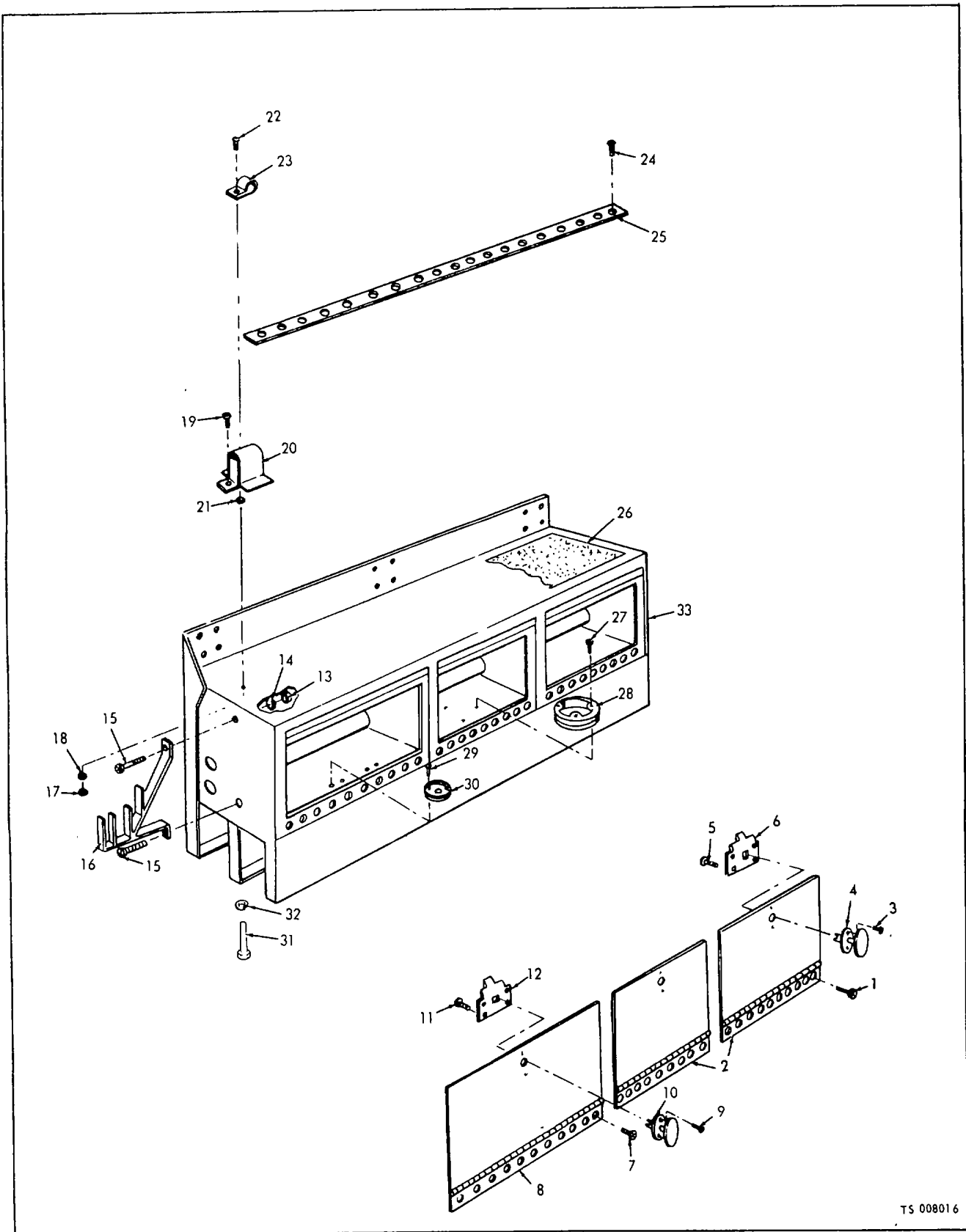
(1) ILLUS- TRATION		(2) SMR CODE	(3) NATIONAL STOCK NUMBER	(4) PART NUMBER	(5) FSCM	(6) DESCRIPTION USABLE ON CODE	(7) U/M	(8) QTY INC IN UNIT
(a) FIG NO.	(b) ITEM NO.							
14	1	PAFZZ	5310-00-012-0377	3-8-16SPINLOCK	81092	NUT, PLAIN, HEXAGON: FEET TO FRAME MTG	EA	4
14	2	PAFZZ	5305-00-543-4718	3-8-16X3-4SPINLOG	81092	SCREW, CAP, HEXAGON HEAD: FEET TO FRAME MTG	EA	4
14	3	XBFZZ		EPF32-19-20-23	92858	FOOT: FRONT AND BACK	EA	2
14	4	XBFZZ		EPF32-19-20RT2	92858	FRAME, FRONT: MOTOR MTG, RIGHT REEL	EA	1
14	4	XBFZZ		EPF32-19-20LT2	92858	FRAME, FRONT: MOTOR MTG, LEFT REEL	EA	1
14	4	XBFZZ		EPF32-19-20-22	92858	FRAME, BACK	EA	2
14		XBFZZ		3-8-16-18	92858	ROD: THRU, THREADED BOTH ENDS, FEET TO FRAME MTG	EA	2
14		XBFZZ		3-8-16-1-2	92858	SPACER: PIPE ROD THRU, FEET TO FRAME MTG	EA	2
14		PAFZZ	5310-00-012-0377	3-8-16SPINLOCK	81092	NUT, PLAIN, HEXAGON: FEET TO FRAME MTG	EA	4

Figure 14. Hose reel frame.



(1) ILLUS-TRATION		(2) SMR CODE	(3) NATIONAL STOCK NUMBER	(4) PART NUMBER	(5) FSCM	(6) DESCRIPTION USABLE ON CODE	(7) U/M	(8) QTY INC IN UNIT
(a) FIG NO.	(b) ITEM NO.							
15	1	PAOZZ	5315-00-187-1811			GROUP 05 - PROPELLER SHAFT ASSEMBLY	EA	2
15	2	XBOZZ		427652	24617	PIN, COTTER: POWER TAKE-OFF	EA	2
15		PAOZZ	4320-00-944-1554	900755-1	95019	NUT, PUMP DRIVE SHAFT	EA	1
15		XAOZZ		900752	95019	PROPELLER SHAFT JOINT ASSEMBLY, PERMANENT	EA	1
15		PAOZZ	2520-00-939-1884	5-178X	95019	KIT, REPAIR	EA	1
15	3	XBOZZ	5310-00-725-7382	500371-3	95019	NUT, PLAIN, HEXAGON: U-BOLT ASSEMBLY	EA	4
15	4	XBOZZ	5310-00-616-8270	500357-11	95019	WASHER, LOCK: U-BOLT ASSEMBLY	EA	4
15	5	XBOZZ	5306-00-297-2487	3-94-18X	95019	U-BOLT ASSEMBLY	EA	2
15	6	XBOZZ	4730-00-050-4203	500174-1	95019	FITTING, LUBRICATION	EA	1
15	7	KFFZZ		3-7-39	95019	RING, RETAINER	EA	2
15	8	KFFZZ		3-6-128X	95019	BEARING ASSEMBLY	EA	4
15	9	KFFZZ	2520-00-554-7801	3-5-298X	95019	JOURNAL ASSEMBLY	EA	1
15		XAOZZ		900753	95019	JOINT ASSEMBLY, SLIP	EA	1
15		PAOZZ	2520-00-939-1884	5-178X	95019	KIT, REPAIR	EA	1
15	10	XBOZZ	4730-00-050-4203	500174-1	95019	FITTING, LUBRICATION: SPIDER	EA	1
15	11	KFFZZ		3-7-39	95019	RING, RETAINER	EA	2
15	12	KFFZZ		3-6-128X	95019	BEARING ASSEMBLY	EA	4
15	13	KFFZZ	2520-00-554-7801	3-5-298X	95019	JOURNAL ASSEMBLY	EA	1
15	14	XBOZZ	5420-00-300-0034	3-82-61	95019	YOKE, UNIVERSAL	EA	1
15	15	XBOZZ	4940-00-785-0848	3-1-2-14-39	95019	CAP, DUST	EA	1
15	16	XBOZZ	5310-00-271-8524	3-1-2-15-53	95019	WASHER, STEEL: DUST CAP	EA	1
15	17	PAOZZ	2520-00-384-8630	3-16-53	95019	WASHER CORK	EA	1
15	18	XAOZZ	3010-00-785-0908	3-3-388X	95019	YOKE, UNIVERSAL	EA	1
15	19	XAOZZ	2520-00-736-2438	3-4-84	95019	YOKE, END	EA	1
15	20	XBOZZ	5315-00-940-5969	BB95X	26840	KEY, MACHINE: POWER TAKE-OFF END	EA	1

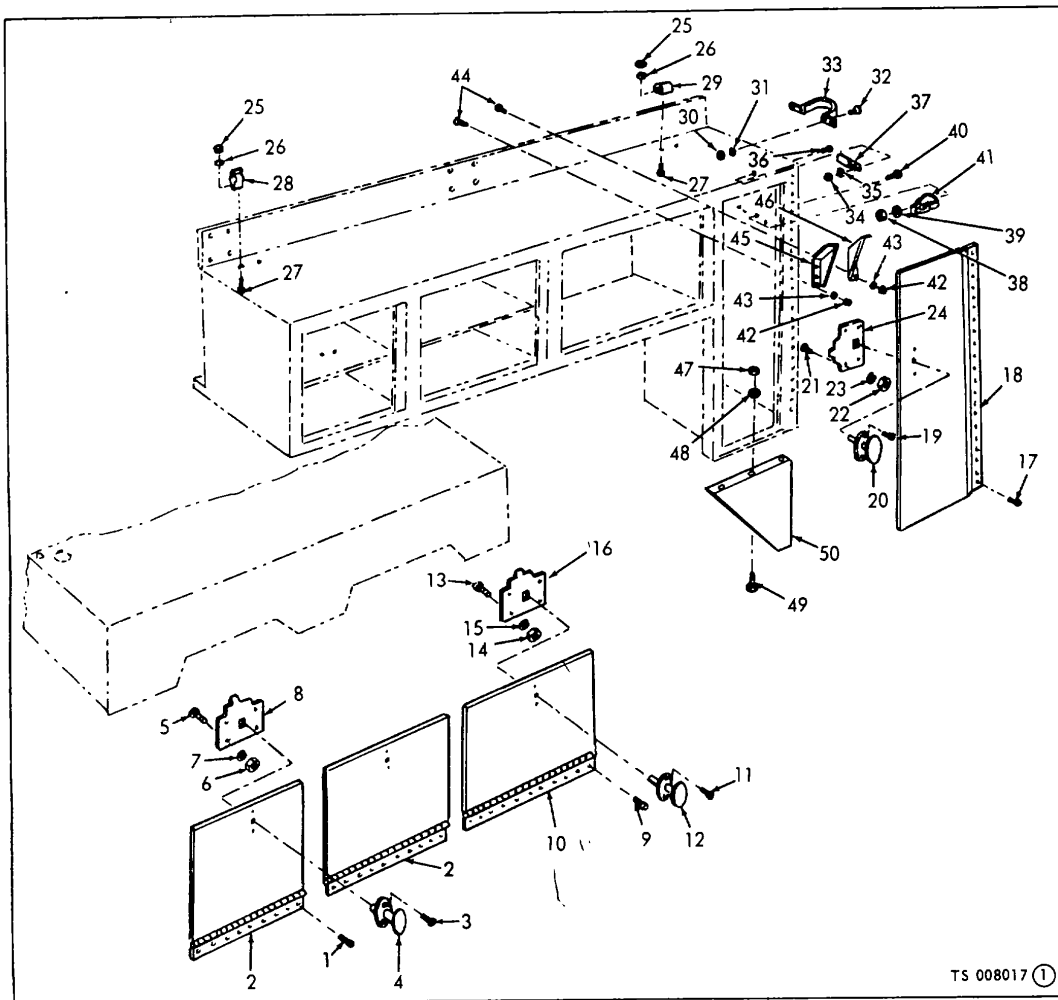
Figure 15. Propeller shaft assembly.



TS 008016

Figure 16. Right side compartment.
2-22

(1) ILLUSTRATION		(2)	(3)	(4)	(5)	(6) DESCRIPTION	(7)	(8)
(a) FIG NO.	(b) ITEM NO.	SMR CODE	NATIONAL STOCK NUMBER	PART NUMBER	FSCM	UOC	U/M	QTY INC IN UNIT
16	1	PAOZZ	5305-00-057-7165	MS24615-25	96906	GROUP 06 - BODY COMPARTMENT SCREW, TAPPING: THD, FRAMING FELT HEAD, CROSS K, CROSS RECESS, DOOR MTG	EA	34
16	2	XBOZZ		13217E5879-1	97403	DOOR ASSEMBLY: RIGHT SIDE	C EA	2
16	2	XBOZZ		10572-67A	97403	DOOR ASSEMBLY: FRONT AND MIDDLE, RIGHT SIDE	AB EA	2
16	3	PAOZZ	5305-00-855-0836	MS24615-38	96906	SCREW, TAPPING: THD, FRAMING FELT HEAD, CROSS K, CROSS RECESS, HANDLE MTG	EA	2
16	4	PAOZZ	5340-00-992-3183	48558	19220	HANDLE ASSEMBLY	EA	1
16	5	PAOZZ	5305-00-984-6208	MS35206-261	96906	SCREW, MACHINE: PANHEAD, CROSS RECESS, LATCH MTG	EA	4
16	6	PAOZZ	2540-00-759-4772	5604R	19220	LATCH, DOOR	EA	1
16		PAOZZ	5310-00-045-3296	M535338-43	96906	WASHER, LOCK, SPLIT: NO. 10 LATCH MTG	EA	4
16		PAOZZ	5310-00-012-0361	MS35649-102	96906	NUT, PLAIN, HEXAGON: CADMIUM PLATED, NO. 10-24, LATCH MTG	AB EA	4
16	7	PAOZZ	5305-00-057-7165	M524615-25	96906	SCREW, TAPPING: THD, FRAMING FELT HEAD, CROSS K, CROSS RECESS, DOOR MTG	EA	33
16	8	XBOZZ		10572-68A	97403	DOOR ASSEMBLY: REAR RIGHT SIDE COMPARTMENT	AB EA	1
16	8	XBOZZ		13217E5879-2	97403	DOOR ASSEMBLY: RIGHT SIDE	C EA	1
16	9	PAOZZ	5305-00-984-6208	MS24615-38	96906	SCREW, TAPPING: THD, FRAMING FELT HEAD, CROSS K, CROSS RECESS, HANDLE MTG	EA	2
16	10	PAOZZ	5340-00-992-3183	4855B	19220	HANDLE ASSEMBLY	EA	1
16	11	PAOZZ	5305-00-984-6208	MS35206-261	96906	SCREW, MACHINE: PANHEAD, CROSS RECESS, LATCH MTG	EA	4
16	12	PAOZZ	2540-00-759-4772	5604R	19220	LATCH, DOOR	EA	1
16		PAOZZ	5310-00-045-3296	M535338-43	96906	WASHER, LOCK: SPLIT CADMIUM PLATED, NO. 10 LATCH MTG	AB EA	4
16		PAOZZ	5310-00-012-0361	M535649-102	96906	NUT, PLAIN, HEXAGON: CADMIUM PLATED, NO. 10-24 THD SIZE, LATCH MTG	AB EA	4
16	13	PAOZZ	5310-00-880-7744	MS51967-5	96906	NUT, PLAIN, HEXAGON: RETAINER MTG	EA	2
16	14	PAOZZ	5310-00-407-9566	MS35338-45	96906	WASHER, LOCK: RETAINER G	EA	2
16	15	PAOZZ	5305-00-186-6084	MS35206-350	96906	SCREW, MACHINE: RETAINER MTG	EA	2
16	16	XBOZZ		13217E5738	97403	RETAINER, TUBE	EA	1
16	17	PAOZZ	5310-00-761-6882	MS51967-2	96906	NUT, PLAIN, HEXAGON: LADDER BRACKET MTG	EA	5
16	18	PAOZZ	5310-00-582-5965	MS35338-44	96906	WASHER, LOCK: LADDER BRACKET MTG	EA	5
16	19	PAOZZ	5305-00-954-3937	MS35190-290	96906	SCREW, MACHINE: LADDER BRACKET MTG	EA	5
16	20	XBOZZ		13217E5715	97403	BRACKET, LADDER	C EA	1
16	21	PAOZZ	5305-00-984-3806	MS51922-9	96906	NUT, SELF-LOCKING, HEXAGON: LADDER CLIP MTG	EA	1
16	22	PAOZZ	5305-00-984-5675	MS35206-295	96906	SCREW, MACHINE: LADDER CLIP MTG	EA	1
16	23	XBOZZ		13217E5724	97403	CLIP, LADDER	EA	1
16	24	PAOZZ	5305-00-721-4750	MS24618-30	96906	SCREW, TAPPING: THD, FRAMING PANHEAD, CROSS RECESS, DRIP TROUGH MTG	EA	18
16	25	XBOZZ		10572.91-1	97403	TROUGH, DRIP	EA	1
16	26	MFFZZ		MILD17951B	81394	DECK COVERING	EA	1
16		PAFZZ	7220-00-205-0390			MANUFACTURE FROM: MATTING (102 IN. REQUIRED)	FT	
16	27	XBOZZ	5320-00-850-3246	MS5068B	07707	RIVET, BLIND: ADAPTER MTG	EA	3
16	28	XBOZZ		S320-4-1-2	20266	ADAPTER, RETAINER	EA	1
16	29	XBOZZ	5320-00-850-3241	SD66BS	07707	RIVET, BLIND: ADAPTER MTG	EA	4
16	30	XBOZZ		S320-1-1-2	20266	ADAPTER, RETAINER	EA	2
16	31	PAFZZ	5305-00-984-5675	MS35206-295	9690L	SCREW, MACHINE: PANHEAD, CROSS RECESS COMPARTMENT MTG	EA	33
16	32	PAFZZ	5310-00-407-9566	MS35338-45	96906	WASHER, LOCK: COMPARTMENT MTG, CADMIUM PLATED, 5/16 IN. SCREW SIZE	EA	33
16	33	XBFZZ		10572-37A	97403	COMPARTMENT, RIGHT SIDE ASSEMBLY	AB EA	1
16	34	XBFZZ		13217E5643	97403	COMPARTMENT, RIGHT	C EA	1

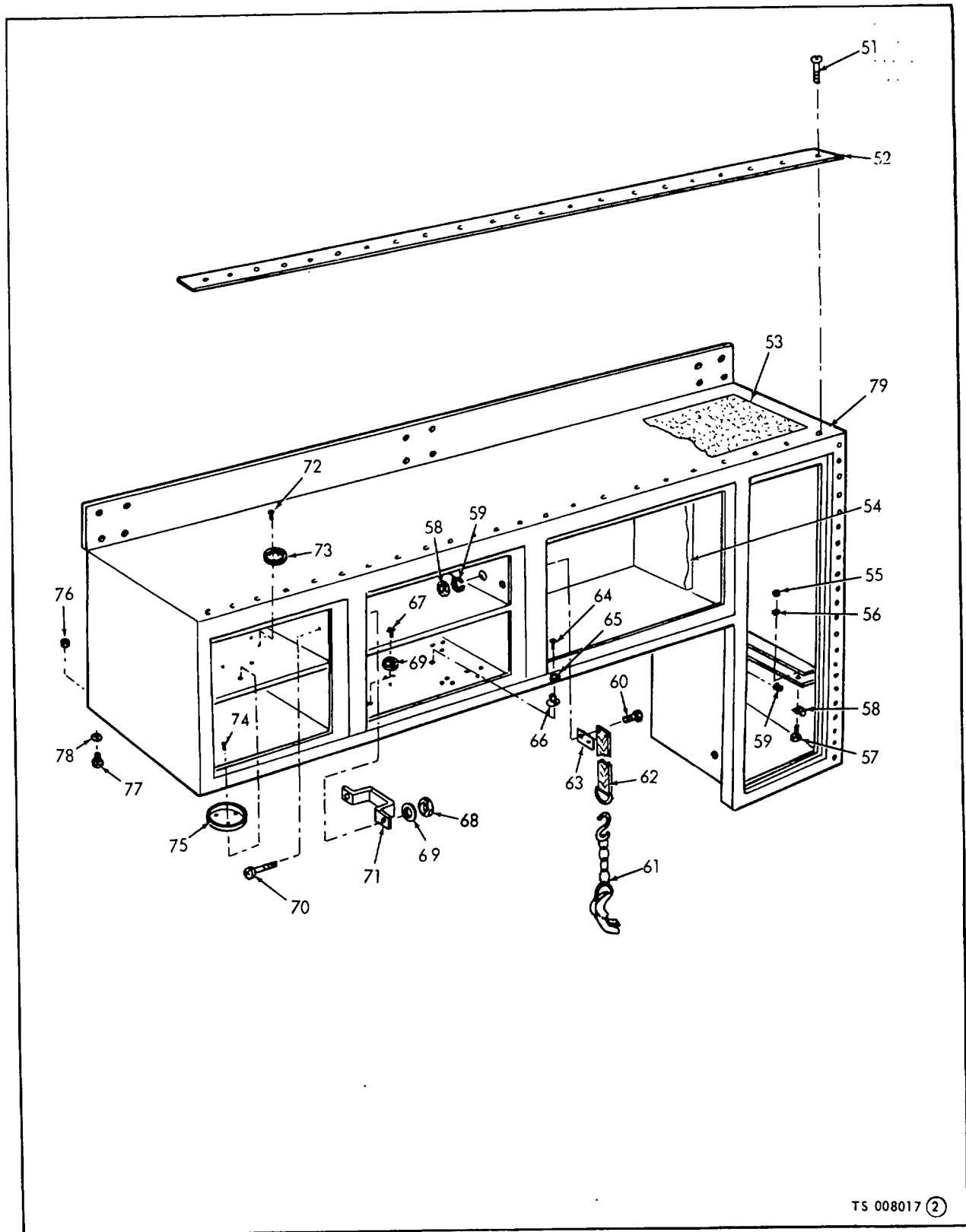


TS 008017 (1)

(1) ILLUSTRATION		(2)	(3)	(4)	(5)	(6) DESCRIPTION	(7)	(8)
(a) FIG NO.	(b) ITEM NO.	SMR CODE	NATIONAL STOCK NUMBER	PART NUMBER	FSCM	UOC	U/M	QTY INC IN UNIT
17	1	PAOZZ	5305-00-855-0957	MS24629-46	96906	SCREW, TAPPING: THD, CUTTING DOOR ASSEMBLY MTG	EA	17
17	2	PAOZZ		10572-69	97403	DOOR ASSEMBLY: FRONT AND MIDDLE, LEFT SIDE COMPARTMENT	AB C	EA EA
17	2	XBOZZ		13217E5877-1	97403	DOOR ASSEMBLY: FRONT AND MIDDLE, LEFT SIDE	C	EA
17	3		5305-00-052-6874	MS24627-50	96906	SCREW, TAPPING: THREAD FORMING	EA	2
17	4	PAOZZ	5340-00-942-3183	4855B	19220	HANDLE ASSEMBLY	EA	1
17	5	PAOZZ	5305-00-984-6208	MS35206-261	96906	SCREW, MACHINE: LATCH MTG, NO. 10-24 THD SIZE, 3/8 IN. LG	AB	EA
17	5	PAOZZ	5305-00-012-0361	MS35206-243	96906	SCREW, MACHINE: LATCH MTG	C	EA
17	6	PAOZZ	5310-00-011-8873	MS35649-102	96906	NUT, PLAIN, HEXAGON: LATCH MTG, NO. 10-24 THD SIZE	AB	EA
17	7	PAOZZ	5310-00-011-8873	MS35337-5	96906	WASHER, LOCK: LATCH MTG, NO. 10 SCREW SIZE	AB	EA
17	8	PAOZZ	2540-00-759-4772	5604R	19220	LATCH	EA	1

Figure 17. Left side compartment (Sheet 1 of 2).

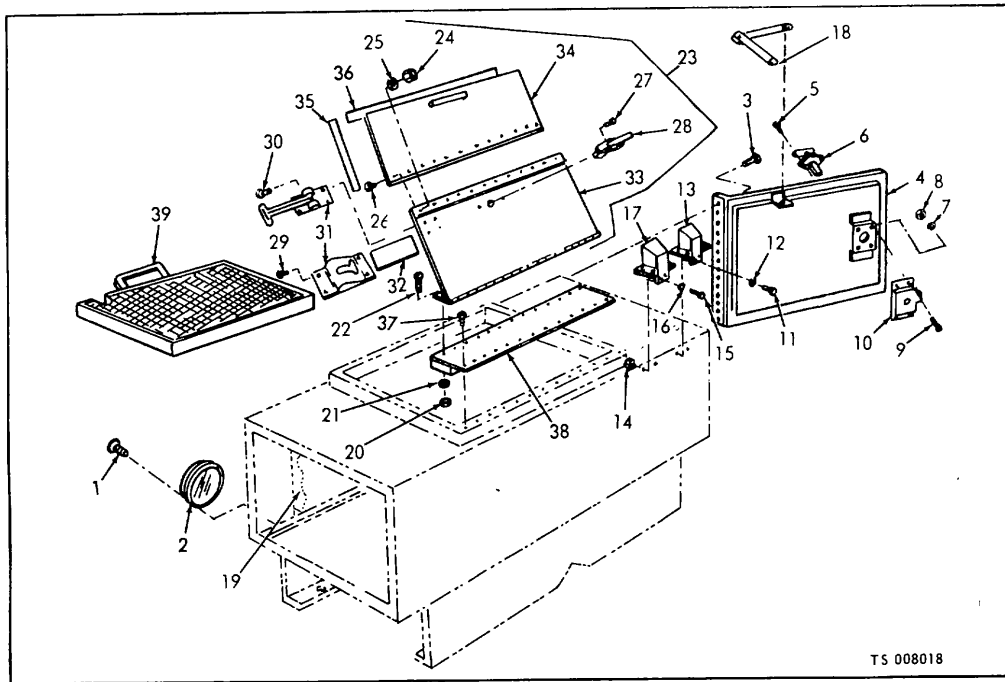
(1) ILLUSTRATION		(2)	(3)	(4)	(5)	(6) DESCRIPTION	(7)	(8) QTY INC IN UNIT
(a) FIG NO.	(b) ITEM NO.	SMR CODE	NATIONAL STOCK NUMBER	PART NUMBER	FSCM	UOC	U/M	
17	9	PAOZZ	5305-00-855-0957	MS24629-46	96906	SCREW, TAPPING: THREAD CUTTING, DOOR ASSEMBLY MTG	EA	24
17	10	XBOZZ		10572.70A	97403	DOOR ASSEMBLY: REAR, LEFT SIDE COMPARTMENT	AB	EA 1
17	10	XBOZZ		132175877-2	97403	DOOR ASSEMBLY, LEFT SIDE	C	EA 1
17	11	PAOZZ	5305-00-052-6874	MS24627-50	96906	SCREW, TAPPING: THREAD FORMING	EA	2
17	12	PAOZZ	5340-00-992-3183	4855B	19220	HANDLE ASSEMBLY	EA	1
17	13	PAOZZ	5305-00-984-6208	MS35206-261	96906	SCREW, MACHINE: LATCH MTG, NO. 01024 TH SIZE, 3/8 IN. LG	AB	EA 4
17	13	PAOZZ	5305-00-984-6191	MS35206-243	96906	SCREW, MACHINE: LATCH MTG	C	EA 4
17	14	PAOZZ	5310-00-012-0361	M35649-102	96906	NUT, PLAIN, HEXAGON: LATCH MTG, CADMIUM PLATED, NO. 10-24 THD SIZE	AB	EA 4
17	15	PAOZZ	5310-00-045-3296	MS3533843	96906	WASHER, LOCK, SPLIT: LATCH MTG, NO. 10 SCREW SIZE	AB	EA 4
17	16	PAOZZ	2540-00-759-4772	5604R	19220	LATCH, DOOR	EA	1
17	17	PAOZZ	5305-00-855-0960	MS24629-36	96906	SCREW, TAPPING: THREAD CUTTING, DOOR ASSEMBLY MTG	EA	32
17	18	XBOZZ		10572-71	97403	DOOR ASSEMBLY: TOOL COMPARTMENT	EA	1
17	18	XBOZZ		13217E5882	97403	DOOR, REAR: LEFT	C	EA 1
17	19	PAOZZ	5305-00-052-6894	MS24627-50	96906	SCREW, TAPPING: THREAD FORMING, HANDLE MTG	EA	2
17	20	PAOZZ	5340-00-992-3183	48558	19920	HANDLE ASSEMBLY	EA	1
17	21	PADZZ		MS3526261	82646	SCREW, MACHINE: LATCH MTG, PANHEAD, CROSS RECESSED, NO. 10-24 THD SIZE, 3/8 IN. LG	AB	EA 4
17	21	PAOZZ	5305-00-084-6191	MS35206-243	96906	SCREW, MACHINE: LATCH MTG	C	EA 4
17	22	PAOZZ	5310-00-012-0361	M35649-102	96906	NUT, PLAIN, HEXAGON: LATCH MTG, CADMIUM PLATED, NO. 10-24 SCREW SIZE	AB	EA 4
17	23	PAOZZ	5310-00-045-3296	MS35338-43	96906	WASHER, LOCK, SPLIT: LATCH G, CADMIUM PLATED, NO. 10 SCREW SIZE	AB	EA 4
17	24	PAOZZ	2540-00-759-4772	5604R	19220	LATCH, DOOR	EA	1
17	25	PAOZZ	5310-00-761-6882	MS51967-2	96906	NUT, PLAIN, HEXAGON: PIKE POLE, RETAINER MTG	EA	4
17	26	PAOZZ	5310-00-582-5965	MS35338-44	96906	WASHER, LOCK: PIKE POLE, RETAINER MTG	EA	4
17	27	PAOZZ	5305-00-068-0502	MS90725-6	96906	SCREW, CAP, HEXAGON HEAD: PIKE POLE, RETAINER MTG	EA	4
17	28	XBOZZ		13217B5679	97403	RETAINER, PIKE POLE: FRONT	EA	1
17	29	XBOZZ		13217B5678	97403	RETAINER, PIKE POLE: REAR		
17	30	PAOZZ	5310-00-761-6882	MS51967-2	96906	NUT, PLAIN, HEXAGON: SHOVEL RACK MTG	EA	6
17	31	PAOZZ		MS35338-44	96906	WASHER, LOCK: SHOVEL RACK MTG	EA	6
17	32	PAOZZ	5305-00-187-9874	M35206-343	96906	SCREW, MACHINE: SHOVEL BRACKET MTG, PANHEAD, CROSS RECESSED, 1/4-20 THD SIZE, 1 IN. LG	EA	6
17	33	XBOZZ		13217E5719	97403	BRACKET, SHOVEL	EA	1
17	34	PAOZZ	5310-00-761-6882	MS51967-2	96906	NUT, PLAIN, HEXAGON: BRACKET DOOR OPENER MTG	EA	2
17	35	PAOZZ	5310-00-582-5965	MS35338-44	96906	WASHER, LOCK: BRACKET DOOR OPENER MTG	EA	2
17	36	PAOZZ	5305-00-988-1724	MS35206-280	96906	SCREW, MACHINE: BRACKET DOOR OPENER MTG	EA	2
17	37	XBOZZ		1321785712	97403	BRACKET, DOOR OPENER	EA	1
17	38	PAOZZ	5310-00-934-9758	MS35649-202	96906	NUT, PLAIN, HEXAGON: CLIP SPRING MTG	EA	20
17	39	PAOZZ	5310-00-045-3296	MS35338-43	96906	WASHER, LOCK: CLIP SPRING MTG	EA	20
17	40	PAOZZ	5305-00-984-6209	MS35206-262	96906	SCREW, MACHINE: CLIP SPRING MTG	EA	20
17	41	XBOZZ	5340-00-209-3145	13217E5707	97403	SPRING, CLIP	C	EA 10
17	42	PAOZZ	5310-00-761.6882	MS51967-2	96906	NUT, PLAIN, HEXAGON: BRACKET SHOVEL MTG	EA	2
17	43	PAOZZ	5310-00-582-5965	MS35338-44	96906	WASHER, LOCK: BRACKET SHOVEL MTG	EA	2
17	44	PAOZZ	5305-00-988-1724	MS35206-280	96906	SCREW, MACHINE: BRACKET SHOVEL MTG	EC	2
17	45	XBOZZ		13217E5723	97403	BRACKET, SHOVEL: LH	EA	1
17	46	XBOZZ	5310-00-880-7744	13217E5709	97403	BRACKET, SHOVEL: RH	EA	1
17	47	PAOZZ		MS51967-5	96906	OUT, PLAIN, HEXAGON: GUSSET MTG	C	EA 5
17	48	PAOZZ	5310-00-407-9566	MS35338-45	96906	WASHER, LOCK: GUSSET MTG	EA	5
17	49	PAOZZ	5305-00-984-5676	MS35206-296	96906	SCREW, MACHINE: GUSSET MTG	EA	5
17	50	XBOZZ		13217E5688	97403	GUSSET, APRON: LEFT SIDE	EA	1



TS 008017 (2)

Figure 17. Left side compartment (Sheet 2 of 2).

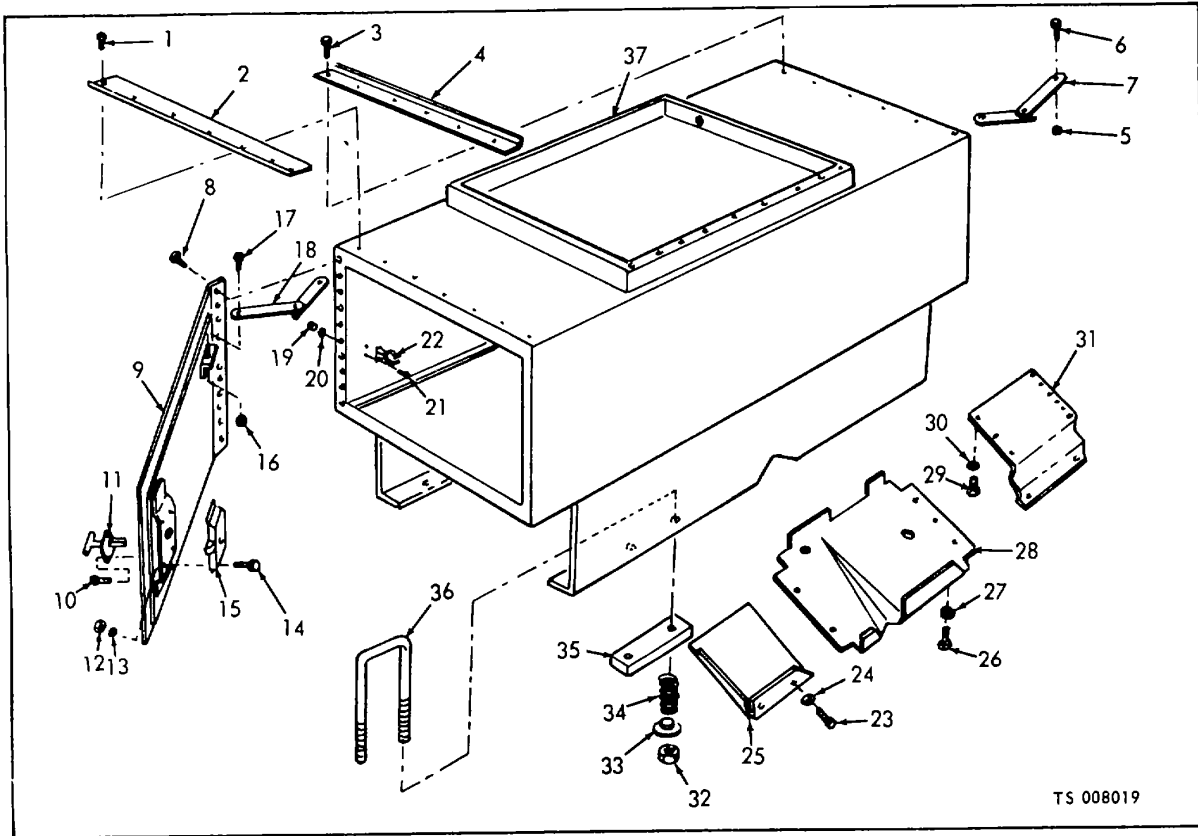
(1) ILLUSTRATION		(2)	(3)	(4)	(5)	(6) DESCRIPTION	(7)	(8)
(a) FIG NO.	(b) ITEM NO.	SMR CODE	NATIONAL STOCK NUMBER	PART NUMBER	FSCM	UOC	U/M	QTY INC IN UNIT
17	51	PAOZZ	5305-00-855-0960	MS24629-36	96906	SCREW, TAPPING, THREAD CUTTING: DRIP TROUGH MTG	EA	18
17	52	XBOZZ		13217E5683-2	97403	DRIP, TROUGH	EA	1
17	53	MFFZZ		MILD17951B	81349	DECK, COVERING, NONSLIP PRESSURE SENSE	FT	1
17		PAFZZ	7220-00-205-0390			MANUFACTURE FROM:		
17	54	MFFZZ				MATTING (102 IN. REQUIRED)	FT	
						INSULATION, COMPARTMENT, LEFT SIDE	EA	1
						MANUFACTURE FROM:		
17		PAFZZ	5640-00-933-5173	MILI16562	81349	RUBBER, SHEET; 1 IN. THK, 24 IN. WIDE, AS REQUIRED	FT	
17	55	PAOZZ	5310-00-934-9747	MS35649-262	96906	NUT, PLAIN, HEXAGON: CLAMP MTG	EA	2
17	56	PAOZZ	5310-00-543-2410	MS35338-40	96906	WASHER, LOCK: CLAMP MTG	EA	2
17	57	PAOZZ	5305-00-889-3001	MS35206-231	96906	SCREW, MACHINE: CLAMP MTG	EA	2
17	58	PAOZZ	5340-00-533-5342	MS21919D8	96906	CLAMP, LOOP	EA	2
17	59	PAOZZ	5325-00-802-8390	MS35490-23	96906	GROMMET, RUBBER	EA	1
17	60	PAOZZ	5305-00-988-1724	M535206-280	96906	SCREW, MACHINE: STRAP RETAINER MTG, 1/4-20 THD SIZE, 5/8 IN. LG	EA	4
17	61	XBOZZ	4940-00-804-1395	711	80074	FASTENER, HAME: FIRE EXTINGUISHER STRAP	EA	1
17	62	XBOZZ		701330	82646	STRAP, WEBBING, DACRON: 1 IN. W., 16 IN. LG	EA	2
17	63	XBOZZ		13217E5718	97403	RETAINER, STRAP	EA	2
17	64	XBOZZ	5320-00-850-3241	DSD66BS	07707	RIVET, BLIND: ADAPTER MTG	EA	2
17	65	PAOZZ	5310-00-014-5850	MS27183-42	96906	WASHER, FLAT: ADAPTER MTG	C EA	2
17	66	XBOZZ	4210-00-137-5685	13217E5708	97403	ADAPTER, RETAINER: 3/4 IN.	EA	1
17	67	XBOZZ	5320-00-850-3241	DSD66BS	07707	RIVET, BLIND: ADAPTER MTG	EA	6
17	68	XBOZZ		S320-1-1-2	20266	ADAPTER, RETAINER: 1 1/2 IN.	EA	2
17	68	PAOZZ	5310-00-997-1888	MS35649-2252	96906	NUT, PLAIN, HEXAGON: FIRST AID KIT, BRACKET MTG	EA	2
17	69	PAOZZ	5310-00-582-5965	K35338-44	96906	WASHER, LOCK: FIRST AID KIT, BRACKET MTG	EA	2
17	70	PAOZZ	5305-00-988-1723	MS35206-279	96906	SCREW, MACHINE: FIRST AID KIT, BRACKET MTG	EA	2
17	71	XBOZZ		13217E5735	97403	BRACKET, FIRST AID KIT	EA	1
17	72	XBOZZ	5320-00-850-3746	SD68BS	07707	RIVET, BLIND: ADAPTER MTG	EA	15
17	73	XBOZZ		5320-4-1-2	20266	ADAPTER, RETAINER: 2 1/2 IN.	EA	5
17	74	XBOZZ	5320-00-850-3746	SD68BS	07707	RIVET, BLIND: ADAPTER MTG	EA	3
17	75	XBOZZ		5320-4-1-2	20266	ADAPTER, RETAINER, 4 1/2 IN.	EA	1
17	76	PAFZZ	5310-00-543-2629	MS35690-502	96906	NUT, PLAIN, HEXAGON: COMPARTMENT MTG, CADMIUM PLATED, 5/16-18 THD SIZE	EA	33
17	77	PAFZZ	5305-00-984-5675	MS35206-295	96906	SCREW MACHINE: COMPARTMENT MTG, PANHEAD, CROSS RECESS, 5/16-18 THD SIZE	EA	33
17	78	PAFZZ	5310-00-407-9566	M35338-45	96906	WASHER, LOCK: COMPARTMENT MTG, CADMIUM PLATED, 5/16 IN.	EA	33
17	79	XBFZZ		10572-32A	97403	COMPARTMENT: LEFT SIDE	AB EA	1
17	79	XBFZZ		13217E56112	97403	COMPARTMENT LEFT	C EA	1



(1) ILLUSTRATION		(2)	(3)	(4)	(5)	(6)	(7)	(8)
(a) FIG NO.	(b) ITEM NO.	SMR CODE	NATIONAL STOCK NUMBER	PART NUMBER	FSCM	DESCRIPTION UOC	U/M	QTY INC IN UNIT
18	1	PAOZZ	5305-00-855-3597	MS24627-34	96906	SCREW, TAPPING; THREAD CUTTING, REFLECTOR MTG, NO. 8 SCREW SIZE, 1/2 IN. LG	EA	2
18	2	PAOZZ	9905-00-202-3639	MS35387-2	96906	REFLECTOR, AMBER	EA	2
18	3	PAOZZ	5305-00-855-0957	M24629-46	96906	SCREW, TAPPING: THREAD CUTTING, DOOR MTG	C	EA 15
18	4	XBOZZ		10572-65A2	97403	DOOR, FRONT; RIGHT COMPARTMENT	AB	EA 1
18	4	XBOZZ		10572-65A	97403	DOOR, FRONT; LEFT COMPARTMENT	AB	EA 1
18	4	XBOZZ		13217E5886	97403	DOOR, FRONT; LEFT COMPARTMENT	C	EA 1
18	5	PAOZZ	5305-00-052-6874	M524627-50	96906	SCREW, TAPPING: HANDLE MTG	EA	EA 1
18	6	PAOZZ	5340-00-992-3183	4855B	19220	HANDLE, DOOR	EA	EA 1
18	7	PAOZZ	5310-00-012-0361	MS35649-102	96906	NUT, PLAIN, HEXAGON: CADMIUM PLATED, NO. 10-24 THD SIZE	AB	EA 4
18	8	PAOZZ	5310-00-045-3296	MS35338-43	96906	WASHER, LOCK: LATCH MTG, CADMIUM PLATED, NO. 10 SCREW SIZE	AB	EA 4
18	9	PAOZZ	5305-00-984-628	MS35206-261	96906	SCREW, MACHINE: PANHEAD, CROSS RECESS, LOCK MTG	AB	EA 4
18	9	PAOZZ	5305-00-984-6191	MS35206-243	96906	SCREW, MACHINE: LOCK MTG	C	EA 4
18	10	PAOZZ	2540-00-759-4772	5604L	19220	LOCK, DOOR: LH	EA	EA 1
18		MFFZZ		13217E5886-8	97403	GASKET, RUBBER: DOOR MANUFACTURE FROM: RUBBER, AS REQUIRED	C	EA 2
18		PAFZZ		MILR6130TYPEII GRAD	81349		FT	
18		PAFZZ	8040-00-843-0802	RTVI08	01139	ADHESIVE, 1 EA REQUIRED	EA	
18		MFFZZ		13217E5886-7	97403	GASKET, RUBBER: DOOR MANUFACTURE FROM: RUBBER, AS REQUIRED	EA	EA 2
18		PAFZZ		MILR46089- GRADEM	81349		EA	
18		PAFZZ	8040-00-843-0802	RTV108	01139	ADHESIVE, AS REQUIRED	TU	

Figure 18. Pump compartment doors.

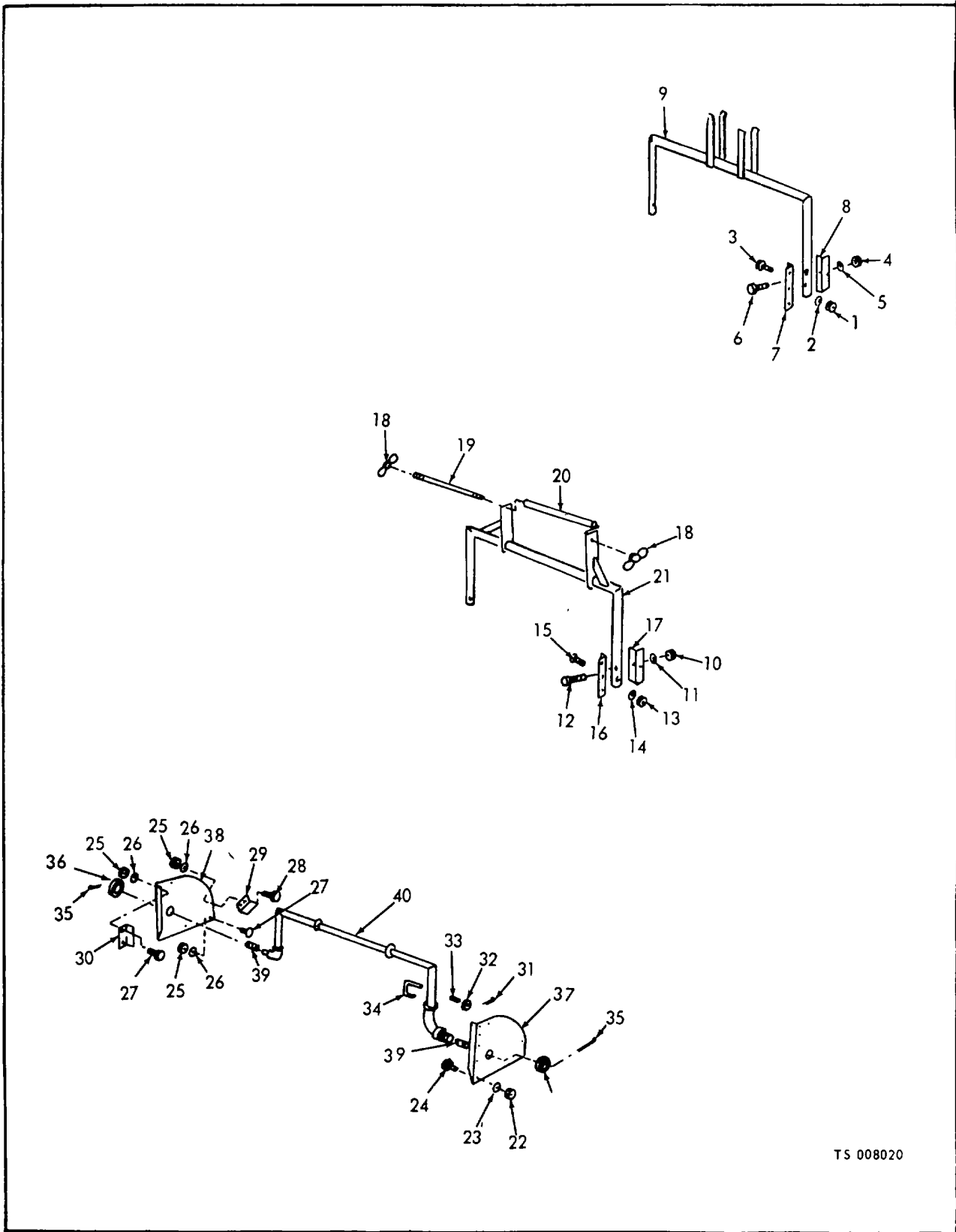
(1) ILLUSTRATION		(2)	(3)	(4)	(5)	(6) DESCRIPTION	(7)	(8) QTY INC IN UNIT
(a) FIG NO.	(b) ITEM NO.	SMR CODE	NATIONAL STOCK NUMBER	PART NUMBER	FSCM	UOC	U/M	
18	11	PAOZZ	5305-00-068-0502	MS90725-6	96906	SCREW, CAP, HEXAGON HEAD: LADDER BRACKET MTG	EA	6
18	12	PAOZZ	5310-00-045-3299	MS35338-42	96906	WASHER, LOCK: BRACKET LADDER MTG	EA	6
18	13	XBOZZ		13217E5743	97403	BRACKET, FRONT: LADDER, CUTER	EA	1
18	14	PAOZZ	5305-00-068-0502	MS90725-6	96906	NUT, PLAIN, HEXAGON: LADDER MTG	EA	6
18	15	PAOZZ	5305-00-068-0502	MS90725-6	96906	SCREW, CAP, HEXAGON HEAD: BRACKET LADDER MTG	C EA	6
18	16	PAOZZ	5310-00-045-3299	MS35338-42	96906	WASHER, LOCK: BRACKET LADDER MTG	C EA	6
18	17	XBOZZ		13217E5744	97403	BRACKET, FRONT: LADDER, INNER	EA	1
18	18	XBOZZ	2540-00-241-7075	1321E5876	97403	ARM, SUPPORT: LEFT	EA	1
18	19	MFFZZ				INSULATION: COMPARTMENT, FRONT	EA	1
18		PAFZZ	5640-00-933-5173	MILI16562	81349	MANUFACTURE FROM: RUBBER SHEET: 1 IN. THK, 24 IN. W, AS REQUIRED	FT	
18		PAFZZ	8040-00-079-7158	4693	04963	ADHESIVE, AS REQUIRED	QT	
18	20	PAOZZ	5310-00-934-9757	MS35649-282	96906	NUT, PLAIN, HEXAGON: DOOR MTG,,	C EA	13
18	21	PAOZZ	5310-00-582-5965	MS35338-44	96906	WASHER, LOCK: DOOR MTG	C EA	13
18	22	PAOZZ	5305-00-057-7165	MS24615-25	96906	SCREW, TAPPING: THREAD FORMING, DOOR MTG, FLATHEAD, COUNTERSUNK, CROSS RECESSED	EA	31
18	22	PAOZZ	5305-00-068-0502	MS90725-6	96906	SCREW, CAP: HEXAGON HEAD: DOOR ,MTG	C EA	13
18	23	XBOZZ		10572-60A	82646	DOOR ASSEMBLY :FOAM COMPARTMENT	AB EA	1
18		XBOZZ		13217E5646	97403	DOOR ASSEMBLY: FOAM COMPARTMENT	C EA	1
18	24	PAOZZ	5310-00-734-9758	MS35649-202		NUT, PLAIN, HEXAGON: DOOR TO DOOR MTG	C EA	1
18	25	PAOZZ	5310-00-045-7296	MS35338-43	96906	WASHER LOCK : DOOR TO MTG	C EA	8
18	26	PAOZZ	5310-00-384-6210	MS35206-263	96906	SCREW, MACHINE: DOOR TO DOOR MTG	C EA	?
18	27	PAOZZ	5305-00-957-6272	MS35190-269	96906	SCREW, MACHINE: HANDLE MTG	C EA	2
18	28	PAOZZ		5656-36	19220	HANDLE, TO DOOR	C EA	1
18	28	PAOZZ		10572-4-28	97403	LOCK, DOOR	AB EA	?
18	29	PAOZZ	5305-00-052-8238	MS24617-42	96906	SCREW, TAPPING, THREAD FORMING: LOCK MTG	C EA	4
18	30	PAOZZ	5305-00-883-0628	MS24617-21	96906	SCREW, TAPPING, THREAD FORMING: LOCK MTG	C EA	4
18	31	PAOZZ	5340-00-933-6065	5646	19220	LOCK, DOOR	C EA	1
18	32	XBOZZ		13217E5842	96906	SHIM: ROD GUIDES SHIMS	C EA	8
18	33	XBOZZ		13217E5730	97403	DOOR, TOP	C EA	1
18	34	XBOZZ		13217E5731-1	97403	DOOR, TOP	C EA	1
18	34	MFFZZ		13217E5730-5	97403	GASKET, RUBBER MANUFACTURE FROM: RUBBER, AS REQUIRED	EA	2
18		PAFZZ	9320-00-063-8064	MILR46089	81349	RUBBER, AS REQUIRED	FT	
18		PAFZZ	8040-00-833-9563	RTV732	71984	ADHESIVE, AS REQUIRED	TU	
18	35	MFFZZ		13217E5731-9	97403	GASKET, RUBBER	C EA	1
18		PAFZZ	9320-00-063-8064	MILR46089	81349	MANUFACTURE FROM: RUBBER, AS REQUIRED	FT	
18		PAFZZ	8040-00-833-9563	RTV732	71984	ADHESIVE, AS REQUIRED	TU	
18	35	MFFZZ				GASKET: DOOR ASSEMBLY	AB EA	1
18		PAFZZ	9320-00-063-8064	MILR46089	81349	MANUFACTURE FROM: RUBBER, 1/4 X 5/8 x 221 IN. LG	EA	
18		PAFZZ	8040-00-079-7158	RTV732	71984	ADHESIVE, AS REQUIRED	AB	TU
18	36	MFFZZ		13217E5730-6	97403	GASKET, RUBBER	C EA	2
18		PAFZZ	9320-00-063-8064	MILR46089	81349	MANUFACTURE FROM: RUBBER, AS REQUIRED	FT	
18		PAFZZ	8040-00.833-9563	RTV732	71984	ADHESIVE, AS REQUIRED	TU	
18	36	MFFZZ		13217E5731-7	97403	GASKET, RUBBER	C EA	2
18		PAFZZ	9320-00-063-8064	MILR46089	81349	MANUFACTURE FROM: RUBBER, AS REQUIRED	FT	
18		PAFZZ	8040-00-833-9563	RTV732	71984	ADHESIVE, AS REQUIRED	TU	
18	37	PAOZZ		MS24693-50	96906	SCREW, MACHINE: PANEL TOP MTG	C EA	13
18	38	XBOZZ		13217E5729-1	97403	PANEL, TOP: DOOR MTG	C EA	1
18		XBOZZ		13217E5841	97403	LOCK, TWO POINT	C EA	1
18		PAOZZ	5305-00-432-4201	MS51861-45	96906	SCREW, TAPPING THREAD FORMING: 10-16 X 1/2, LOCK MTG	C EA	4
18		PAOZZ	5305-00-432-4170	MS51861-35	960906	SCREW, TAPPING THREAD FORMING: 8-18 X 1/2, ROD GUIDE MTG	C EA	8
18	39	XBOZZ		13217E5758	97403	GRATING, FRONT COMPARTMENT	EA	1



(1) ILLUSTRATION		(2)	(3)	(4)	(5)	(6) DESCRIPTION	(7)	(8)
(a) FIG NO.	(b) ITEM NO.	SMR CODE	NATIONAL STOCK NUMBER	PART NUMBER	FSCM	UOC	U/M	QTY INC IN UNIT
19	1	PAOZZ	5305-00-068-0502	MS90725-6	96906	SCREW, TAPPING: THREAD CUTTING, DRIP TROUGH, RIGHT SIDE MTG	EA	6
19	2	XBOZZ		13217E5683-3	97403	DRIP, TROUGH, RIGHT	EA	1
19	3	PAOZZ	5305-00-855-0965	MS24629-38	96906	SCREW, TAPPING THREAD CUTTING: DRIP TROUGH, LEFT SIDE MTG	EA	7
19	4	XBOZZ		13217TL683-1	97403	DRIP, TROUGH, LEFT	EA	1
19	5	PAOZZ		5310-00-088-1251	96906	NUT, SELF-LOCKING, HEXAGON: ARM SUPPORT MTG	EA	2
19	6	PAOZZ	5305-00-954-4295	MS35190-287	96906	SCREW, MACHINE: ARM SUPPORT MTG	EA	2
19	7	XBOZZ	2540-00-241-7075	13217E5876	97403	ARM, SUPPORT, LEFT	EA	1
19	8		5305-00-855-0957	MS24629-46	96906	SCREW, TAPPING: THREAD CUTTING, DOOR MTG	EA	15
19	9	XBOZZ			97403	DOOR, FRONT: RIGHT COMPARTMENT	C	EA 1
19	10	PAOZZ	5305-00-052-6874	MS24627-50	96906	SCREW, TAPPING: HANDLE MTG	EA	2
19		PAOZZ	5340-00-992-3183	48558	19220	HANDLE, DOOR	EA	1
19	12	PAOZZ	5310-00-012--0361	M535649-102	96906	NUT, PLAIN HEXAGON: LOCK MTG, CADMIUM PLATED, NO. 10-24 THD SIZE	EA	4
19	13	PADZZ	5310-00-045-3296	MS35338-43	96906	WASHER, LOCK: LOCK MTG, CADMIUM PLATED NO. 10 SCREW SIZE	AB	EA 4
19	14	PADZZ	5305-00-984-6208	M535206-261	96906	SCREW, MACHINE: PANHEAD, CROSS RECESS	AB	EA 4
19	14	PAOZZ	5305-00-984-6191	MS35206-243	96906	SCREW, MACHINE: LOCK MTG	C	EA 4
19	15	PAOZZ	5340-00-301-7723	5604R	19220	LOCK, DOOR: RH	EA	1
19		MFFZZ		13217L5791-7	97403	GASKET, RUBBER: DOOR MANUFACTURE FROM:	C	EA 2
19		PAFZZ		MILR460839-GRADDEM	81349	RUBBER, AS REQUIRED	FT	

Figure 19. Pump compartment.

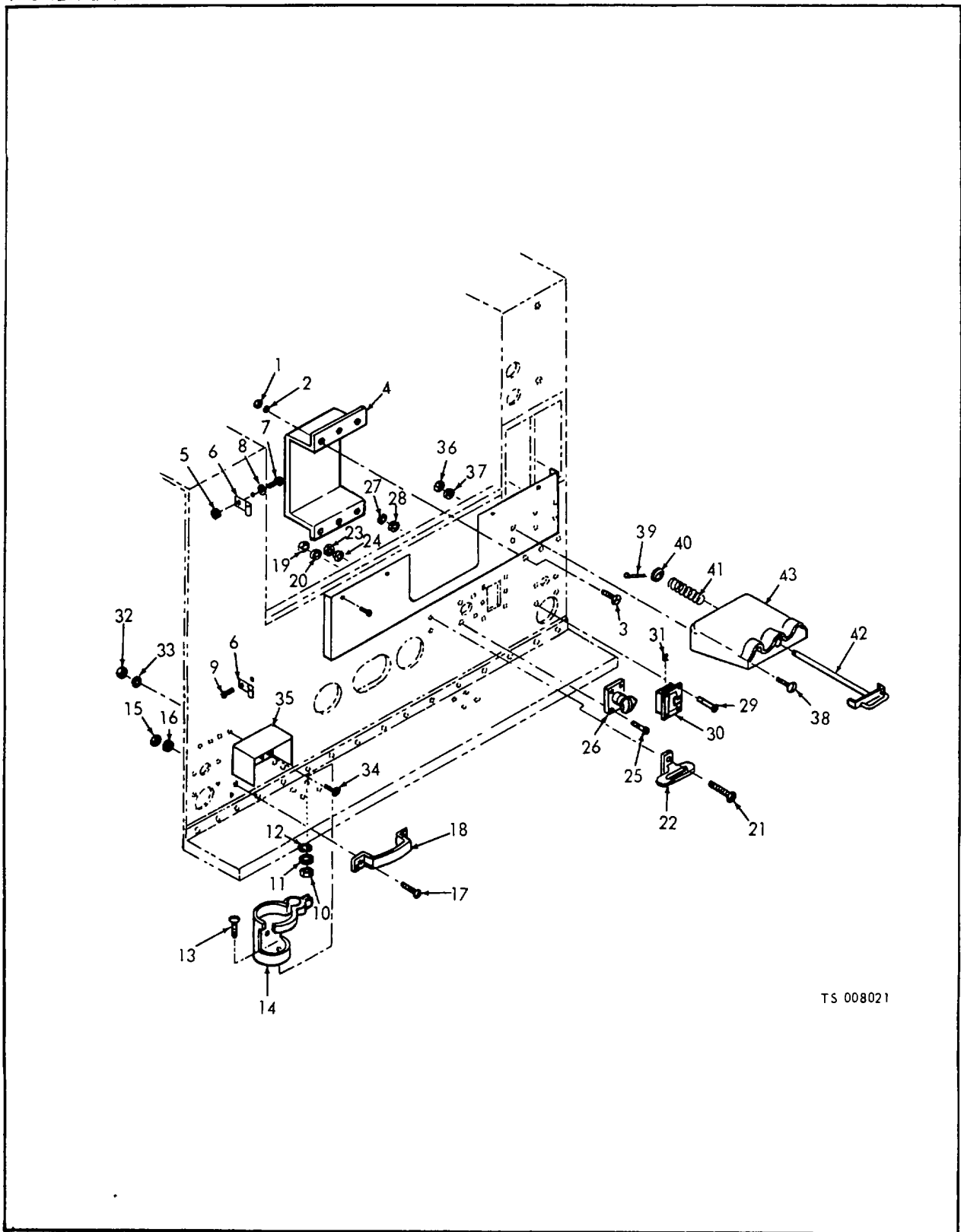
(1) ILLUSTRATION		(2)	(3)	(4)	(5)	(6)	(7)	(8)
(a) FIG NO.	(b) ITEM NO.	SMR CODE	NATIONAL STOCK NUMBER	PART NUMBER	FSCM	DESCRIPTION	UOC	QTY INC IN UNIT
							U/M	
19		PAFZZ	0040-00-843-0802	RTV108	01139	ADHESIVE, AS REQUIRED		
19		MFFZZ		13217E5791-8	97403	GASKET, RUBBER	C	EA 2
19		PAFZZ		MILR4608GRADEM	81349	MANUFACTURE FROM:		
19		PAFZZ	8040-00-843-0602	RTV108	01139	RUBBER, AS REQUIRED		EA
19	16	PAOZZ	5310-00-088-1251	MS51922-1	96906	ADHESIVE, AS REQUIRED		EA
19	17	PAOZZ	5305-00-954-4295	MS35190-287	96906	NUT, SELF-LOCKING, HEXAGON: ARM SUPPORT MTG	C	EA 2
19	18	XBOZZ		13217E5875	97403	SCREW, MACHINE: ARM SUPPORT MTG	C	EA 2
19	19	PAOZZ	5310-00-934-9758	MS35649-202	96906	ARM, SUPPORT: RIGHT		EA 1
19	20	PAOZZ	5310-00-045-3296	MS35338-43	96906	NUT, PLAIN, HEXAGON: CLIP MTG		EA 8
19	21	PAOZZ	5305-00-984-6209	MS35206-262	96906	WASHER, LOCK: CLIP MTG		EA 8
19	22	XBOZZ	5340-00-209-3145	13217E5707	97403	SCREW, MACHINE: CLIP MTG	C	EA 8
19	23	PAOZZ	5305-00-988-1721	MS35206-277	96906	SPRING, CLIP		EA 4
19	24	PAOZZ	5310-00-582-5965	MS35338-44	96906	SCREW, MACHINE: LEFT SIDE PANEL MTG		EA 5
19	25	XBOZZ		10572-19-1	97403	WASHER, LOCK: LEFT SIDE PANEL MTG		EA 5
19	26	PAOZZ	5305-00-068-0502	MS50725-6	96906	PANEL: BOTTOM FRONT COMPARTMENT, RIGHT SIDE		EA 1
19	27	PAOZZ	5310-00-582-5965	MS35338-44	96906	SCREW, CAP, HEXAGON HEAD: CENTER PANEL MTG	C	EA 9
19	28	XBOZZ		10572-19-2	97403	WASHER, LOCK: CENTER PANEL MTG	C	EA 9
19	29	PAOZZ	5305-00-988-1721	MS35206-277	96906	PANEL: BOTTOM FRONT COMPARTMENT, CENTER		EA 1
19	30	PAOZZ	5310-00-582-5965	MS35338-44	96906	SCREW, MACHINE: RIGHT SIDE PANEL MTG		EA 5
19	31	XBOZZ		10572-19-3	97403	WASHER, LOCK: RIGHT SIDE PANEL MTG		EA 5
19	32	PAFZZ	5310-00-225-6408	MS51922-53	96906	PANEL: BOTTOM FRONT COMPARTMENT, LEFT SIDE		EA 1
19	33	XBFZZ		13217E5700	97403	NUT, SELF-LOCKING: U-BOLT, COMPARTMENT FRONT MTG		EA 8
19	34	XBFZZ	5360-00-477-2680	13217E5701	97403	WASHER, U-BOLT: COMPARTMENT FRONT MTG		EA 8
19	35	XBFZZ		13217E5698	97403	SPRING, HELICAL: COMPARTMENT FRONT MTG		EA 8
19	36	XBFZZ		13217E5699-2	97403	PLATE, U-BOLT: COMPARTMENT FRONT MTG		EA 4
19	37	XBFZZ		10572-4A	97403	U-BOLT: COMPARTMENT FRONT MTG		EA 4
19	37	XBFZZ		13217E5645	97403	COMPARTMENT, FRONT: PUMP	AB	EA 1
19		MFFZZ				COMPARTMENT, FRONT: PUMP	C	EA 1
19		PAFZZ	5640-00-933-5173	MIL116562	81349	INSULATION		EA 1
19		PAFZZ	8040-00-079-7158	4693	04963	MANUFACTURE FROM:		
19		MFFZZ				RUBBER, SHEET: 1 IN. THK, 24 IN. W, AS REQUIRED		FT
19		PAFZZ	5640-00-933-5173	MIL116562	81349	ADHESIVE, AS REQUIRED		QT
19		PAFZZ	8040-00-079-7158	4693	04963	INSULATION		EA 1
19		MFFZZ				MANUFACTURE FROM:		
19		PAFZZ	5640-00-933-5173	MIL116562	81349	RUBBER, SHEET: 1 IN. THK, 24 IN. W, AS REQUIRED		FT
19		PAFZZ	8040-00-079-7158	4693	04963	ADHESIVE, AS REQUIRED		QT
19		MFFZZ		MILD17951	81348	INSULATION		EA 1
19		PAFZZ	7220-00-205-0390			MANUFACTURE FROM:		
19		XBOZZ	5820-00-990-5354	575709	09220	MATTING, AS REQUIRED		FT
19		PAOZZ	5310-00-880-7744	MS51967-5	96906	STEP, FOLDING		EA 2
19		PAOZZ	5310-00-407-9566	MS35338-45	96906	NUT, PLAIN, HEXAGON: FOLDING STEP MTG	AB	EA 4
19		PAOZZ	5305-00-984-5685	MS35206-305	96906	WASHER, LOCK: FOLDING STEP MTG		EA 4
19						SCREW, MACHINE: FOLDING STEP MTG, 5/16-18 THD SIZE, 1 1/8 IN. LG		EA 4



TS 008020

Figure 20. Ladder supports.

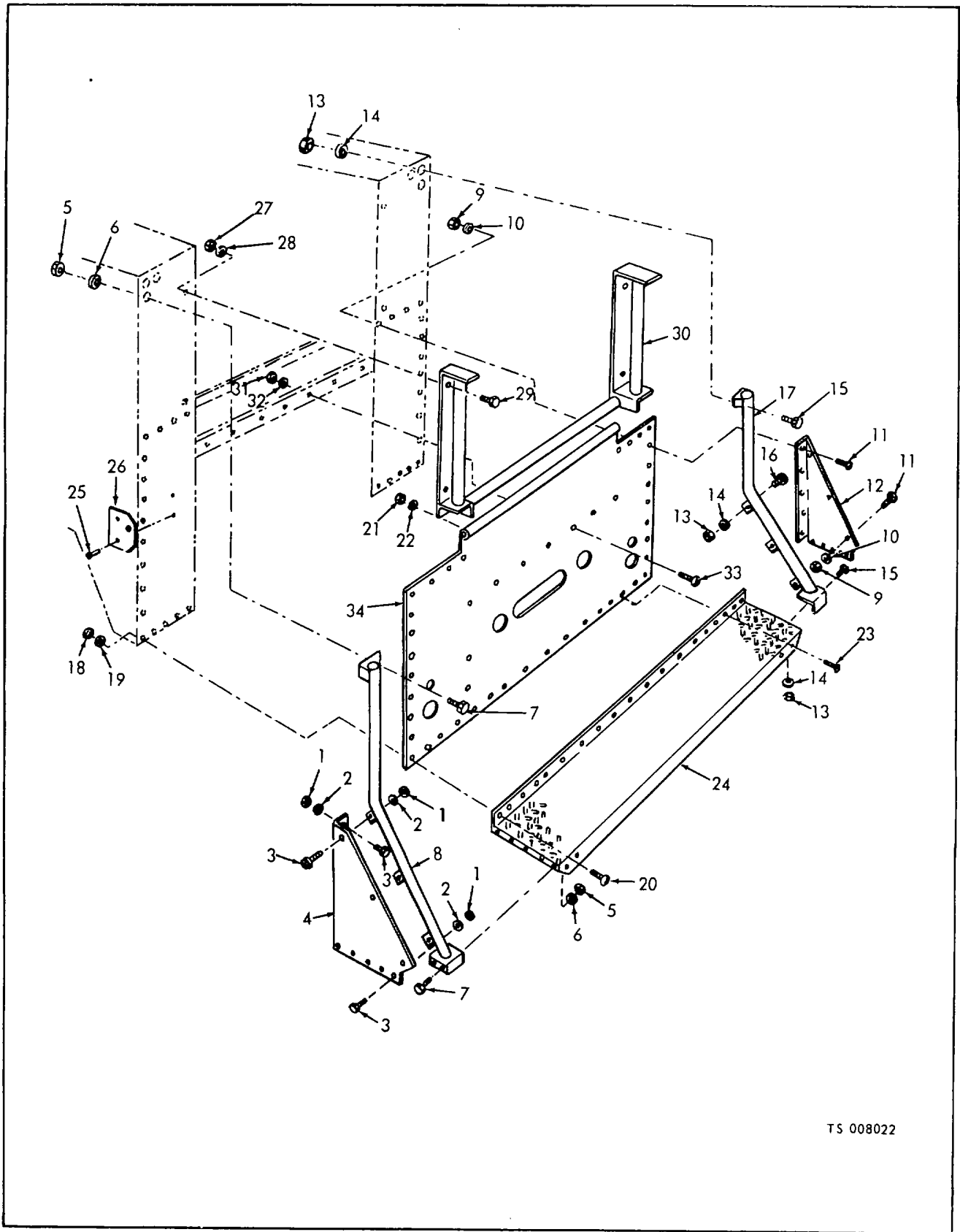
(1) ILLUSTRATION		(2)	(3)	(4)	(5)	(6) DESCRIPTION	(7)	(8)
(a) FIG NO.	(b) ITEM NO.	SMR CODE	NATIONAL STOCK NUMBER	PART NUMBER	FSCM	UOC	U/M	QTY INC IN UNIT
						GROUP 07 - LADDER SUPPORTS		
20	1	PAOZZ	5310-00-732-0558	MS51967-8	96906	NUT, PLAIN, HEXAGON: LADDER BRACKET MTG	EA	12
20	2	PAOZZ	5310-00-004-5033	MS3533-46	96906	WASHER, LOCK: LADDER BRACKET MTG	EA	12
20	4	PAOZZ	5310-00-225-6993	MS51922-33	96906	NUT, SELF-LOCKING, HEXAGON: BRACKET MTG	EA	2
20	5	PAOZZ	5310-00-003-9415	MS27183-18	96906	WASHER, FLAT: BRACKET MTG	EA	2
20	6	PAOZZ	5305-00-071-1773	MS90725-120	96906	SCREW, CAP, HEXAGON HEAD: BRACKET MTG	EA	2
20	7	XBOZZ		13217E5756	97403	BRACKET: LADDER SUPPORT	EA	2
20	8	XBOZZ		13217E5755	97403	BRACKET: LADDER SUPPORT	EA	2
20	9	XBOZZ		13217E5741	97403	SUPPORT, LADDER: FRONT	EA	1
20	10	PAOZZ		MS51922-33	96906	NUT, SELF-LOCKING, HEXAGON: LADDER BRACKET MTG	EA	2
20	11	PAOZZ	5310-00-003-9415	MS27183-18	96906	WASHER, FLAT: LADDER BRACKET MTG	EA	2
20	12	PAOZZ	5305-00-071-1773	MS90725-120	96906	SCREW, CAP, HEXAGON HEAD: LADDER BRACKET MTG	EA	2
20	13	PAOZZ	5310-00-732-0558	MS51967-8	96906	NUT, PLAIN, HEXAGON: BRACKET MTG	EA	24
20	14	PAOZZ	5310-00-004-5033	MS35338-46	96906	WASHER, LOCK: BRACKET MTG	EA	24
20	15	PAOZZ	5305-00-269-3210	MS90725-59	96906	SCREW, CAP, HEXAGON HEAD: BRACKET MTG	EA	12
20	16	XBOZZ		13217E5756	97403	BRACKET: LADDER SUPPORT	EA	2
20	17	XBOZZ		13217E5755	97403	BRACKET: LADDER SUPPORT	EA	2
20	18	PAOZZ	5310-00-274-9337	MS35425-36	96906	NUT, PLAIN, WING: CENTER SUPPORT	EA	2
20	19	XBOZZ		13217E5753	97403	ROD, THREADED	EA	1
20	20	XBOZZ		13217E5754	97403	PIPE, ROLLER	EA	1
20	21	XBOZZ		13217E5746	97403	SUPPORT, LADDER: CENTER	EA	1
20	22	PAOZZ	5310-00-880-7744	MS51967-5	96906	NUT, PLAIN, HEXAGON: LOCKING PLATE MTG, 5/16-18 THD SIZE	EA	4
20	23	PAOZZ	5310-00-407-9566	MS35338-45	96906	WASHER, LOCK: LOCKING PLATE MTG	EA	4
20	24	PAOZZ	5306-00-225-8497	MS90725-32	96906	SCREW, CAP, HEXAGON HEAD: LOCKING PLATE MTG, 5/16-18 THD SIZE, 3/4 IN. LG	EA	4
20	25	PAOZZ	5310-00-880-7744	MS51967-5	96906	NUT, PLAIN, HEXAGON: LOCKING PLATE MTG	EA	4
20	26	PAOZZ	5310-00-407-9566	MS35338-45	96996	WASHER, LOCK: LOCKING PLATE MTG	EA	4
20	27	PAOZZ	5306-00-225-8497	MS90725-32	96906	SCREW, CAP, HEXAGON HEAD: LOCKING PLATE MTG, 5/16.18 THD SIZE, 3/4 IN. LG	EA	4
20	28	PAOZZ	5306-00-225-8499	MS90725-34	96906	SCREW, CAP, HEXAGON HEAD: STOP FORWARD MTG, 5/16-18 THD SIZE, 1 IN. LG	EA	2
20	29	XBOZZ		13217E5750	97403	STOP, FORWARD	EA	2
20	30	XBOZZ		13217E5749	97403	STOP, REAR	EA	2
20	31	PAOZZ	5315-00-012-0123	MS24665-355	96906	PIN, COTTER: LOCKING PIN	EA	1
20	32	PAOZZ	5310-00-080-6004	MS27183-14	96906	WASHER, FLAT: LOCKING PIN	EA	1
20	33	XBOZZ		LC05584	84830	SPRING, HELICAL: LOCKING PIN	EA	1
20	34	XBOZZ		13217E5752	97403	PIN, LOCKING	EA	1
20	35	PAOZZ	5315-00-842-3045	MS24665-499	96906	PIN, COTTER: SUPPORT MTG	EA.	2
20	36	PAOZZ	5310-00-982-6568	MS27183-33	96906	WASHER, FLAT: SUPPORT	EA	2
20	37	XBOZZ		13217E5747	97403	PLATE, LOCKING: RIGHT	EA	1
20	38	XBOZZ		13217E5748	97403	PLATE, LOCKING: LEFT	EA	1
20	39	XBOZZ		13217E5751	97403	PIPE, THREADED	EA	2
20	40	XBOZZ		13217E5742	97403	SUPPORT: LADDER, REAR	EA	1



TS 008021

Figure 21. Rear accessories.

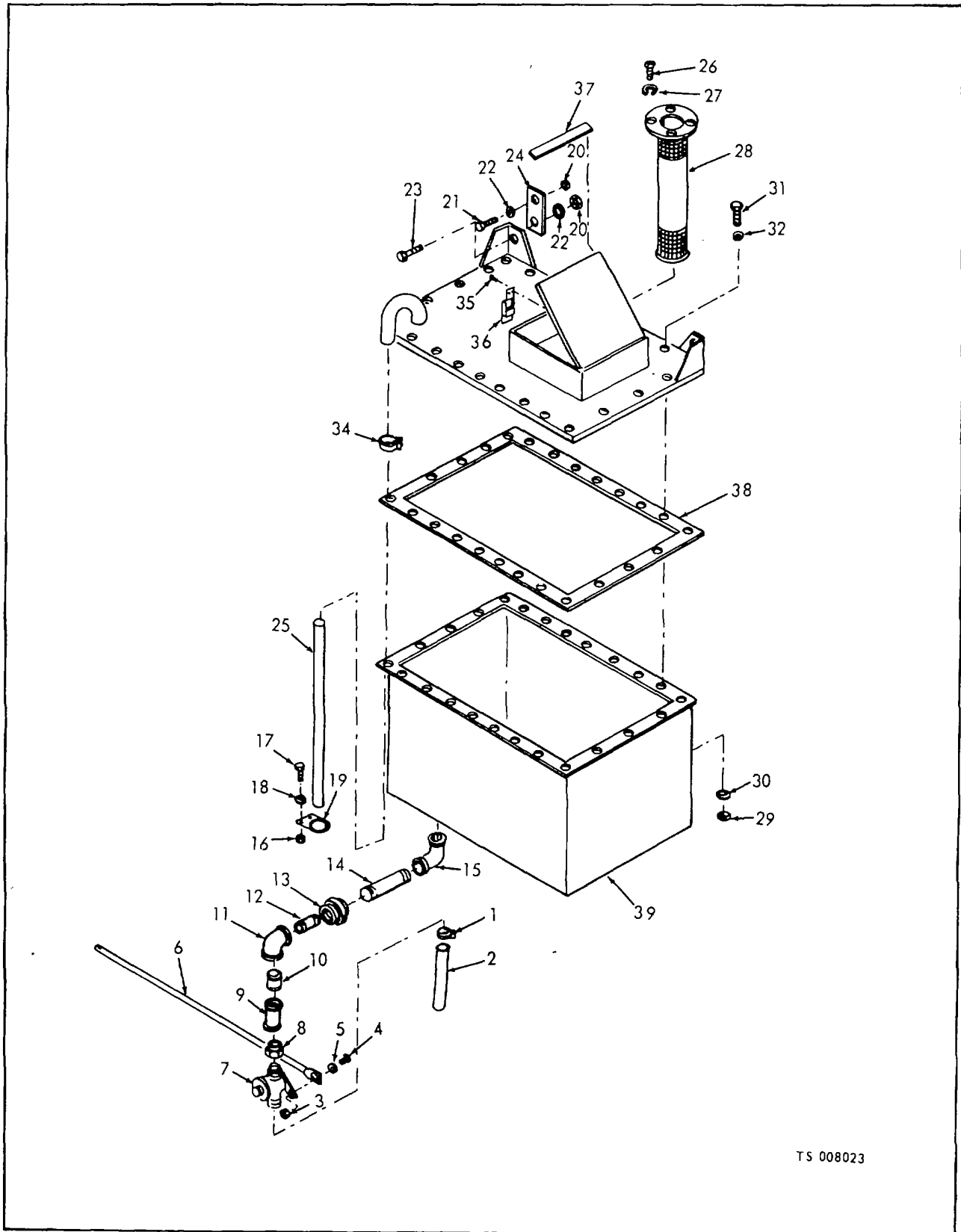
(1) ILLUSTRATION		(2)	(3)	(4)	(5)	(6) DESCRIPTION	(7)	(8)
(a) FIG NO.	(b) ITEM NO.	SMR CODE	NATIONAL STOCK NUMBER	PART NUMBER	FSCM	UOC	U/M	QTY INC IN UNIT
						GROUP 08 - APRON, REAR AND ATTACHING COMPONENTS		
21	1	PAOZZ	5310-00-880-7744	MS51967-5	96906	NUT, PLAIN, HEXAGON: COVER REAR APRON MTG	EA	3
21	2	PAOZZ	5310-00-407-9566	MS35338-45	96906	WASHER, LOCK: COVER REAR APRON MTG	EA	3
21	3	PAOZZ	5305-00-984-5676	MS35206-296	96906	SCREW, MACHINE: COVER REAR APRON MTG	EA	3
21	4	XBOZZ		13217E5714	97403	COVER, REAR APRON	EA	1
21	5	PAOZZ	5310-00-934-9747	MS35649-262	96906	NUT, PLAIN, HEXAGON: CLAMP LOOP MTG	EA	3
21	6	PAOZZ	5340-00-776-8809	MS21333-5	96906	CLAMP, LOOP	EA	3
21	7	PAOZZ	5305-00 984-4988	MS35206-228	96906	SCREW, MACHINE: CLAMP LOOP MTG	EA	3
21	8	PAOZZ	5310-00-045-4007	MS35338-41	96906	WASHER, LOCK: CLAMP LOOP MTG	EA	3
21	9	PAOZZ	5305-00-855-0958	MS24629-45	96906	SCREW, TAPPING: THREAD CUTTING, CLAMP LOOP MTG	EA	3
21	10	PAOZZ	5310-00-732-0558	MS51967-8	96906	NUT, PLAIN, HEXAGON: EXTINGUISHER BRACKET MTG, 3/8-16 THD SIZE	EA	8
21	11	PAOZZ	5310-00-087-7493	MS27183-13	96906	WASHER, FLAT: BRACKET FIRE EXTINGUISHER MTG, 3/8 IN. SCREW SIZE	EA	8
21	12	PAOZZ	5310-00-004-5033	MS35338-46	96906	WASHER, LOCK: EXTINGUISHER BRACKET MTG, 3/8 IN. SCREW SIZE	EA	8
21	13	PAOZZ	5305-00-959-2723	MS35190-319	96906	SCREW, MACHINE: FIRE EXTINGUISHER BRACKET MTG, 3/8-16 THD SIZE, 1 IN. LG	EA	8
21	14	XBOZZ	4210-00-349-2251	7070101	19207	BRACKET, FIRE EXTINGUISHER	EA	2
21	15	PAOZZ	5310-00-761-6882	MS51967-2	96906	NUT, PLAIN, HEXAGON: SHOVEL RACK MTG, 1/4-20 THD SIZE	EA	4
21	16	PAOZZ	5310-00-582-5965	MS35338-44	96906	WASHER, LOCK: SHOVEL RACK MTG, 1/4 IN. SCREW SIZE	EA	4
21	17	PAOZZ	5305-00-988-1724	MS35206-280	96906	SCREW, MACHINE: SHOVEL RACK MTG, PANHEAD, CROSS RECESSED, 1/4-20 THD SIZE, 5/8 IN. LG	EA	4
21	18	XBOZZ		13217E5718	97403	RACK, SHOVEL	EA	1
21	19	PAOZZ	5310-00-880-7744	MS51967-5	96906	NUT, PLAIN, HEXAGON: FOLDING STEP MTG	EA	2
21	20	PAOZZ	5310-00-407-9566	MS35338-45	96906	WASHER, LOCK: FOLDING STEP MTG	EA	2
21	21	PAOZZ	5305-00-186-6084	MS35206-350	96906	SCREW, MACHINE: FOLDING STEP MTG	EA	2
21	22	XBOZZ	5820-00-990-5354	575709	19220	STEP, FOLDING	EA	1
21	23	PAOZZ	5310-00-761-6882	MS51967-2	96906	NUT, PLAIN, HEXAGON: RECEPTACLE MTG	EA	4
21	24	PAOZZ	5310-00-582-5965	MS35338-44	96906	WASHER, LOCK: RECEPTACLE MTG	EA	4
21	25	PAOZZ	5305-00-988-1727	MS35206-283	96906	SCREW, MACHINE: RECEPTACLE MTG	EA	4
21	26	PAOZZ		MS75058-1	96906	CONNECTOR, RECEPTACLE	EA	1
21	27	PAOZZ	5310-00-934-9758	MS35649-202	96906	NUT, PLAIN, HEXAGON: RECEPTACLE MTG	EA	6
21	28	PAOZZ	5310-00-045-3296	MS35338-43	96906	WASHER, LOCK: RECEPTACLE MTG	EA	6
21	29	PAOZZ	5305-00-984-6210	MS35206-263	96906	SCREW, MACHINE: RECEPTACLE MTG	EA	6
21	30	PAOZZ	5935-00-853-0725	X8349-145	32537	RECEPTACLE, CHARGING	EA	1
21	31	PAOZZ	5325-00-660-1237	MS35490-69	96906	GROMMET, RUBBER	C EA	1
21	32	PAOZZ	5310-00-732-0558	MS51967-8	96906	NUT, PLAIN, HEXAGON: TAILLIGHT GUARD MTG	C EA	4
21	33	PAOZZ	5310-00-004-5033	MS35338-46	96906	WASHER, FLAT: TAILLIGHT GUARD MTG	C EA	4
21	34	PAOZZ	5309-00-269-3209	MS90725-58	96906	SCREW, CAP, HEXAGON HEAD: TAILLIGHT GUARD MTG	C EA	4
21	35	XBOZZ				GUARD, TAILLIGHT	C EA	4
21	36	PAOZZ	5310-00-880-7744	MS51967-5	96906	NUT, PLAIN, HEXAGON: HOSE, BRACKET MTG	EA	6
21	37	PAOZZ	5310-00-407-9566	MS35338-15	96906	WASHER, LOCK: HOSE BRACKET MTG	EA	6
21	38	PAOZZ	5305-00-984-5677	MS35206-297	96906	SCREW, MACHINE: HOSE BRACKET MTG	EA	6
21	39	PAOZZ	5315-00-839-5822	MS24665-353	96906	PIN, COTTER: HOSE RETAINER	EA	1
21	40	PAOZZ	5310-00-809-4085	MS27183-16	96906	WASHER, FLAT: HOSE RETAINER	EA	1
21	41	XBOZZ		13217E5848	97403	SPRING, HELICAL, COMPRESSION: HOSE RETAINER	EA	1
21	42	XBOZZ		13217E5651	97403	RETAINER, HOSE	EA	1
21	43	XBOZZ		13217E5740	97403	BRACKET, HOSE	EA	1



TS 008022

Figure 22. Rear apron.

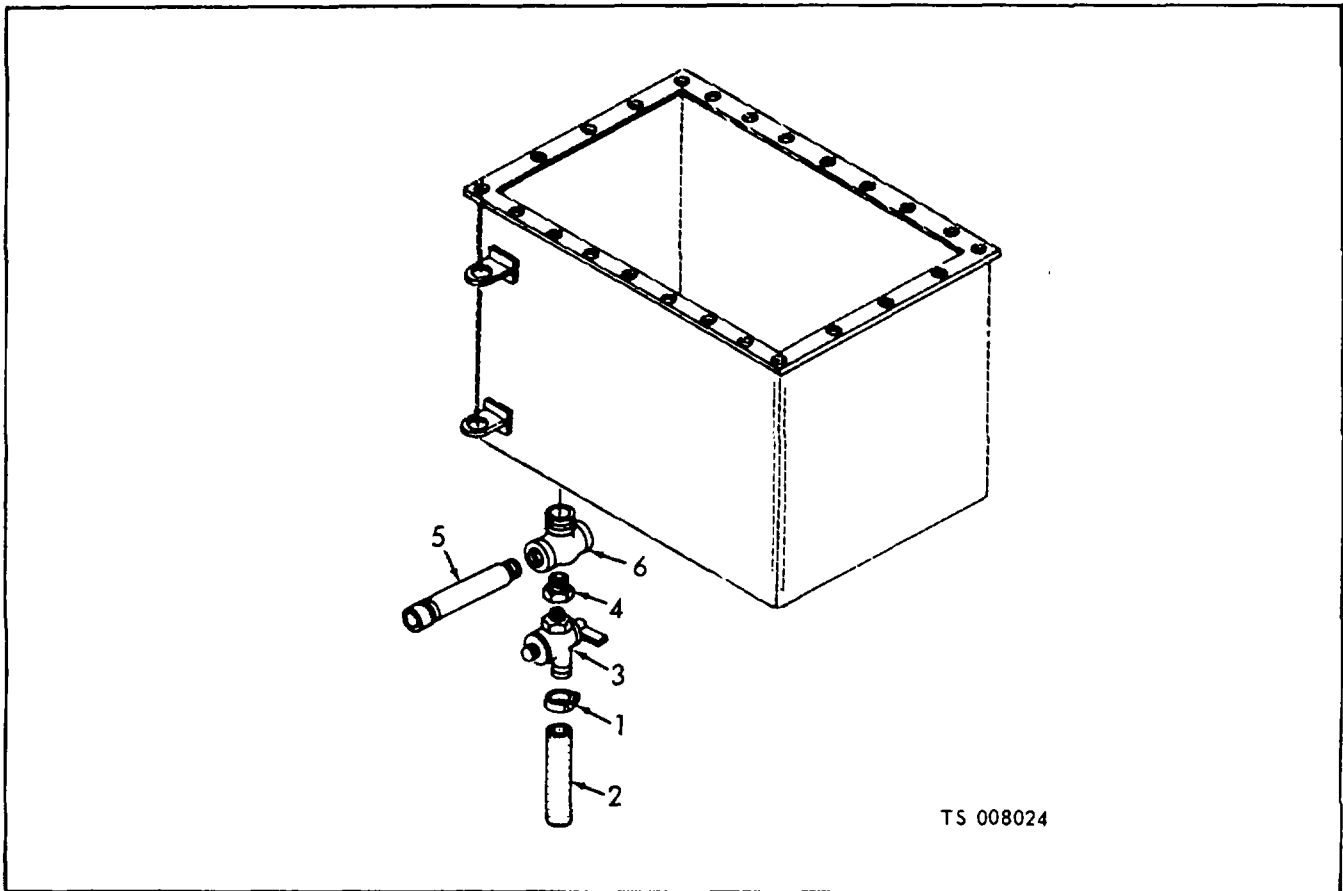
(1) ILLUSTRATION		(2)	(3)	(4)	(5)	(6) DESCRIPTION	(7)	(8)
(a) FIG NO.	(b) ITEM NO.	SMR CODE	NATIONAL STOCK NUMBER	PART NUMBER	FSCM	UOC	U/M	QTY INC IN UNIT
22	1	PAOZZ	5310-00-880-7744	MS51967-5	96906	NUT, PLAIN, HEXAGON: PLATE STEP MTG	EA	5
22	2	PAOZZ	5310-00-407-9566	MS35338-45	96906	WASHER, LOCK: PLATE STEP MTG	EA	5
22	3	PAOZZ	5310-00-904-9676	MS35206-296	96906	SCREW, MACHINE: PLATE STEP MTG	EA	5
22	4	XBOZZ		13217E5716	97403	PLATE, STEP: LEFT	EA	1
22	5	PAOZZ	5310-00-880-7744	MS51967-5	96906	NUT, PLAIN, HEXAGON: SUPPORT REAR MTG	EA	10
22	6	PAOZZ	5310-00-407-9566	MS35338-45	96906	WASHER, LOCK: SUPPORT REAR MTG	EA	10
22	7	PAOZZ	5305-00-904-5676	MS35206-296	96906	SCREW, MACHINE: REAR SUPPORT MTG, PANHEAD, CROSS RECESSED, 5/16-18 THD, 3/4 IN. LG	EA	3
22	8	XBOZZ		13217E5721	57403	SUPPORT, REAR STEP: RIGHT	EA	1
22	9	PAOZZ	5310-00-880-7744	MS51967-5	96906	NUT, PLAIN, HEXAGON: PLATE STEP MTG	EA	5
22	10	PAOZZ	5310-00-407-9566	MS35338-45	96906	WASHER, LOCK: PLATE STEP MTG	EA	5
22	11	PAOZZ	5305-00-984-5676	MS35206-296	96906	SCREW, MACHINE: PLATE STEP MTG	EA	5
22	12	XBOZZ		13217E5717	97403	PLATE, STEP: RIGHT	EA	1
22	13	PAOZZ	5310-00-880-7744	MS51967-5	96906	NUT, PLAIN, HEXAGON: SUPPORT REAR MTG	EA	10
22	14	PAOZZ	5310-00-407-9566	MS35338-45	96906	WASHER, LOCK: SUPPORT REAR MTG	EA	10
22	15	PAOZZ	5306-00-225-8498	MS90725-33	96906	SCREW, CAP, HEXAGON HEAD: SUPPORT REAR MTG, 5/16-18 THD SIZE, 7/8 IN. LG.	EA	7
22	16	PAOZZ	5305-00-984-5676	MS35206-296	96906	SCREW, MACHINE: SUPPORT REAR MTG, PANHEAD, CROSS RECESSED, 5/16-18 THD SIZE, 3/4 IN. LG.	EA	3
22	17	XBOZZ		13217E5722	97403	SUPPORT, REAR STEP: LEFT	C EA	1
22	18	PAOZZ	5310-00-880-7744	MS51967-5	96906	NUT, PLAIN, HEXAGON: REAR STEP MTG	EA	16
22	19	PAOZZ	5310-00-407-9566	MS35338-45	96906	WASHER, LOCK: REAR STEP MTG	EA	16
22	20	PAOZZ	5305-00-984-5676	MS35206-296	96906	SCREW, MACHINE: REAR STEP MTG	EA	16
22	21	PAOZZ	5310-00-880-7744	MS51967-5	96906	NUT, PLAIN, HEXAGON: REAR STEP MTG, 5/16-18 THD SIZE	EA	16
22	22	PAOZZ	5310-00-407-9566	MS35338-45	96906	WASHER, LOCK: REAR STEP MTG	EA	16
22	23	PAOZZ	5305-00-186-6084	MS35206-350	96906	SCREW, MACHINE: REAR STEP MTG, PANHEAD, CROSS RECESSED, 5/16-18 THD SIZE, 1 1/8 IN. LG.	EA	16
22	24	XBOZZ		13217E5720	97403	STEP, REAR	EA	1
22	25	PAOZZ	5310-00-407-9566	MS24629-45	96906	SCREW, TAPPING THREAD CUTTING: PLATE FILLER MTG	EA	2
22	26	XBOZZ		13217E5867	97403	PLATE, FILLER	EA	1
22	27	PAOZZ	5310-00-732-0558	MS51967-8	96906	NUT, PLAIN, HEXAGON: RAIL HAND MTG	EA	4
22	28	PAOZZ	5310-00-004-5033	MS35338-46	96906	WASHER, LOCK: HAND RAIL MTG	EA	4
22	29	PAOZZ	5305-00-269-3212	MS90725-61	96906	SCREW, CAP, HEXAGON HEAD: HAND RAIL MTG	EA	4
22	30	XBOZZ		13217E5690	97403	RAIL, HAND: REAR	EA	1
22	31	PAOZZ	5310-00-880-7744	MS51967-5	96906	NUT, PLAIN, HEXAGON: REAR APRON MTG	EA	20
22	32	PAOZZ	5310-00-407-9566	MS35338-45	96906	WASHER, LOCK: REAR APRON MTG	EA	20
22	33	PAOZZ		MS35206-296	96906	SCREW, MACHINE: REAR APRON MTG	EA	20
22	34	XBOZZ		13217E5687	97403	APRON, REAR	EA	1
22		PAOZZ		TYPEIIICLASS2	06556	EXTINGUISHER, FIRE: CAB MOUNTED	EA	1
22		PAOZZ	5310-00-582-5965	MS32506-280	96906	SCREW, MACHINE: PANHEAD, CROSS RECESS	EA	2
22		PAOZZ	5310-00-550-0777	MS35690-402	96906	NUT, PLAIN, HEXAGON: CADMIUM PLATED, 1/4-20 THD SIZE	EA	2
22		PAOZZ	5310-00-582-5965	MS35338-44	96906	WASHER, LOCK, CADMIUM PLATED, 1/4 IN. SCREW SIZE	EA	2
22		PAOZZ	5310-00-988-1251	MS51922-1	96906	NUT, SELF-LOCKING, HEXAGON: 1/4-20 THD SIZE	EA	2



TS 008023

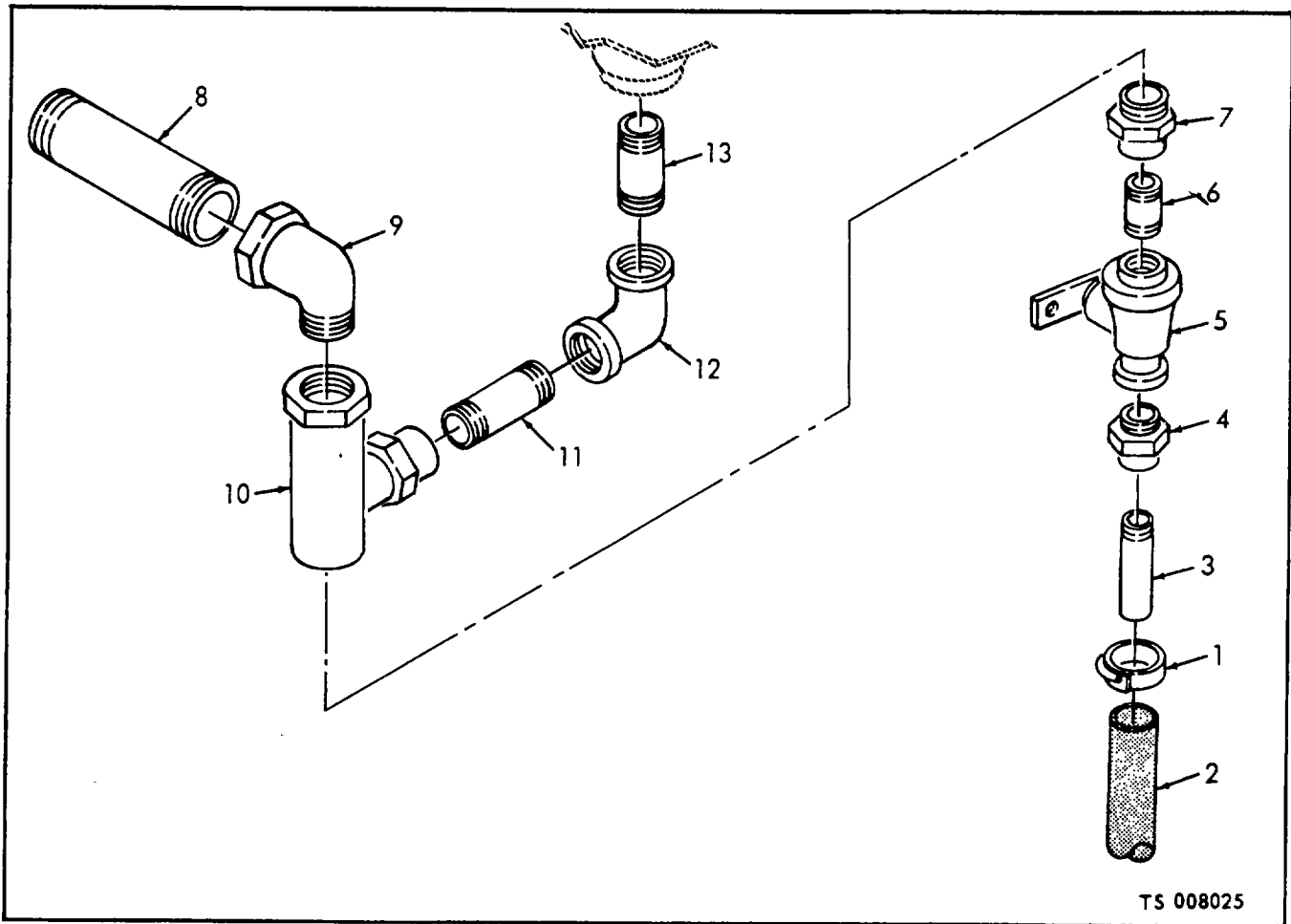
Figure 23. Foam tank.

(1) ILLUSTRATION		(2)	(3)	(4)	(5)	(6) DESCRIPTION	(7)	(8)
(a) FIG NO.	(b) ITEM NO.	SMR CODE	NATIONAL STOCK NUMBER	PART NUMBER	FSCM	UOC	U/M	QTY INC IN UNIT
						GROUP 09 - FOAM TANK ASSEMBLY		
23	1	PAOZZ	4730-00-908-3194	MS35842-11	96906	CLAMP, HOSE	C EA	1
23	2	MFFZZ		13217E5850	97403	HOSE, RUBBER: DRAIN	C EA	1
23		PAFZZ	4720-00-235-1775	ZZT831TYPE2- GRADE2	81348	MANUFACTURE FROM: TUBING, RUBBER, 3/4 IN. ID, AS REQUIRED	FT	
23	3	XBOZZ	5310-00-948-0755	S10B80	03481	NUT, RIVET: ROD	C EA	1
23	4	PAOZZ	5305-00-989-7434	MS35207-263	96906	SCREW, MACHINE: ROD	C EA	1
23	5	PAOZZ	5310-00-809-4058	MS27183-10	96906	WASHER, FLAT: ROD	C EA	3
23	6	XBOZZ		10525-3	90598	ROD, ACTUATING	C EA	1
23	7	XBFZZ		13217E5823	97403	COCK ASSEMBLY, DRAIN	C EA	1
23	8	XBFZZ	4730-00-142-2532	WWP471	81348	BUSHING	C EA	1
23	9	XBFZZ	4730-00-196-1469	WWP521	81348	TEE, PIPE: 1 IN.	C EA	1
23	10	PAFZZ	4730-00-196-1469	MS51953-121	96906	NIPPLE	C EA	1
23	11	XBFZZ	4730-00-278-4774	127793	24617	ELBOW, PIPE: 1 IN.	EA	1
23	12	PAFZZ	4730-00-196-1524	MS51953-126	96906	NIPPLE, PIPE	EA	1
23	13	XBOZZ		WWV531	81348	UNION, PIPE: 1 IN.	C EA	1
23	14	PAOZZ	4730-00-196-1524	M51953-126	96906	NIPPLE	C EA	2
23	15	PAOZZ	4730-00-254-2744	MS39230-6	96906	ELBOW, PIPE, STREET: 1 IN.	C EA	1
23	16	PAOZZ	5310-00-934-9758	MS35649-202	96906	NUT, PLAIN, HEXAGON: HOSE BRACKET	C EA	2
23	17	PAOZZ	5305-00-984-6211	MS35206-264	96906	SCREW, MACHINE: HOSE BRACKET	C EA	2
23	18	PAOZZ	5310-00-045-3296	MS35338-43	96906	WASHER, LOCK: HOSE BRACKET	C EA	2
23	19	XBOZZ		13217E5704	97403	BRACKET, HOSE	C EA	1
23	20	PAOZZ	5310-00-732-0558	MS51967-8	96906	NUT, PLAIN, HEXAGON: CLIP MTG	EA	4
23	21	PAOZZ	5305-00-269-3212	MS90725-61	96906	SCREW, CAP, HEXAGON HEAD: CLIP MTG	EA	2
23	22	PAOZZ	5310-00-004-5033	MS35338-46	96906	WASHER, LOCK: CLIP MTG	EA	4
23	23	PAOZZ	5305-00-269-3209	MS90725-58	96906	SCREW, CAP, HEXAGON HEAD: CLIP MTG	EA	2
23	24	XBOZZ		13217E5664	97403	CLIP, FOAM TANK	EA	2
23		XBOZZ	4210-00-143-3827	13217E5660	97403	FOAM TANK ASSEMBLY	EA	1
23	25	MFOZZ		13217E5763	97403	HOSE, RUBBER	EA	1
23		PAFZZ	4720-00-235-1775	ZZT831TYPE2- GRADE2	81348	MANUFACTURE FROM: TUBING, RUBBER, 3/4 IN. ID, AS REQUIRED	FT	
23	26	PAOZZ	5305-00-054-6651	MS51957-27	96906	SCREW, MACHINE: FILTER MTG	EA	4
23	27	PAOZZ	5310-00-531-9514	AN96006	81348	WASHER, LOCK: FILTER MTG	EA	4
23	28	PAOZZ	4210-00-137-5684	13217E5663	97403	FILTER, FOAM	EA	1
23	29	PAOZZ	5310-00-767-0445	MS51971-2	96906	NUT, PLAIN, HEXAGON: COVER MTG	EA	26
23	30	PAOZZ	5310-00-974-6623	MS35338-140	96906	WASHER, LOCK: COVER MTG	EA	26
23	31	PAOZZ	5360-00-637-9675	MS35307-332	96906	SCREW, CAP, HEXAGON HEAD: COVER MTG	EA	26
23	32	PAOZZ	5310-00-167-0814	AN960516L	81348	WASHER, FLAT: COVER MTG	EA	26
23	33	XBOZZ		13217E5662	97403	COVER, FOAM TANK	EA	1
23	34	PAOZZ	4730-00-908-3194	MS35842-11	96906	CLAMP, HOSE	EA	1
23	35	XBOZZ	5320-00-264-3219	AN124991	81348	RIVET, SOLID: LATCH MTG	EA	4
23	36	PAOZZ	5340-00-975-2126	MS18015-1	96906	LATCH	EA	1
23	37	MFOZZ		13217E5662-13	97403	GASKET: FOAM TANK, FILL DOOR	EA	1
23		PAFZZ	9320-00-063-8064	MILR46089TYPEM	81349	MANUFACTURE FROM: RUBBER, SHEET, 24 X 24 X 3/16 IN., AS REQUIRED	SH	
23	38	MFFZZ		13217E5661-2	97403	GASKET: FOAM TANK COVER	EA	1
23		PAFZZ	9320-00-787-6513	MILSTD417TYPER- CLAS	81349	MANUFACTURE FROM: RUBBER, STRIP, 1 X 1/8 IN., AS REQUIRED	FT	
23	39	XBOZZ		13217E5661	97401	TANK. FOAM	EA	1



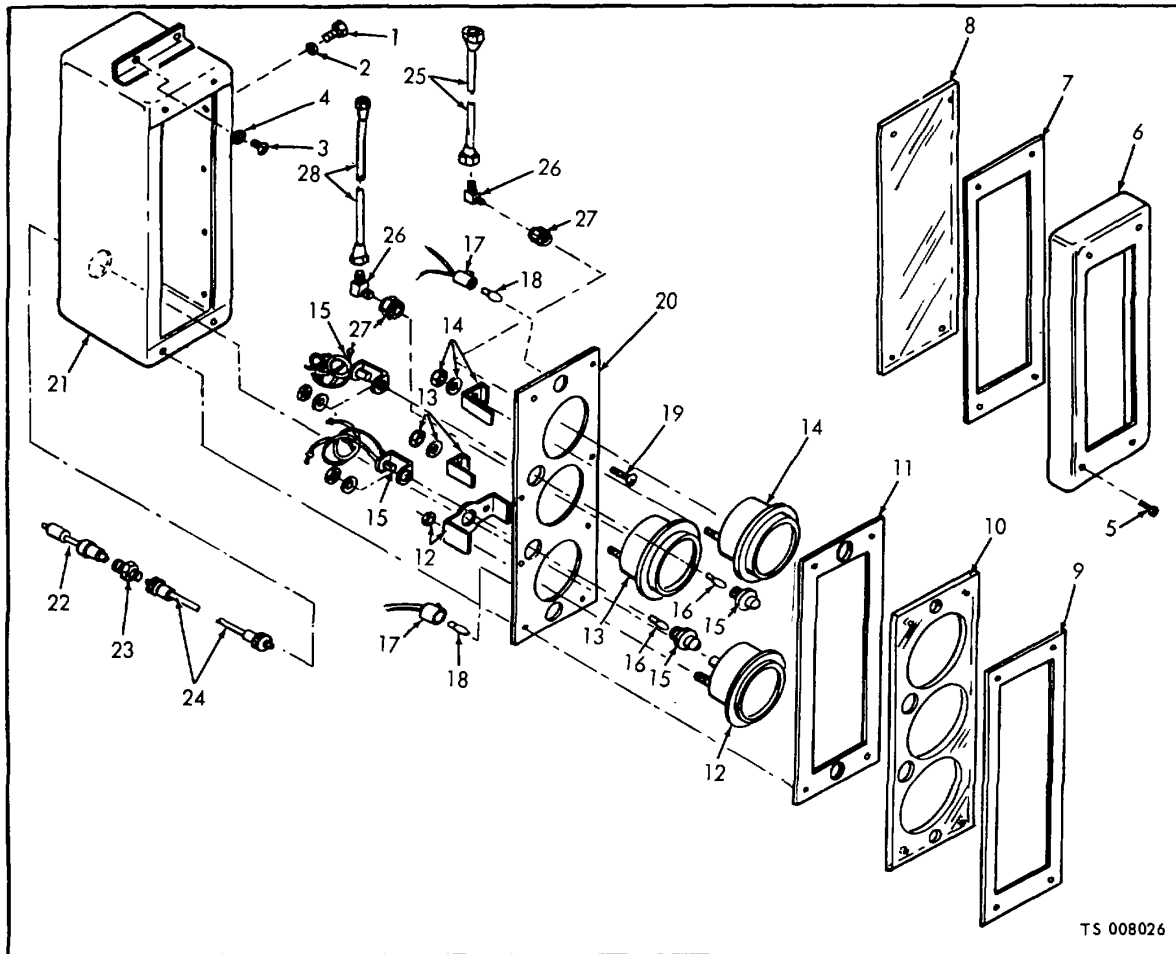
(1) ILLUSTRATION		(2)	(3)	(4)	(5)	(6) DESCRIPTION	(7)	(8)
(a) FIG NO.	(b) ITEM NO.	SMR CODE	NATIONAL STOCK NUMBER	PART NUMBER	FSCM	UOC	U/M	QTY INC IN UNIT
24	1	PAOZZ	4730-00-937-2651	QS100M8S	08484	CLAMP, DRAIN: FOAM TANK	A	1
24	2	MFOZZ	4730-00-937-2651	43-01800	63734	HOSE, DRAIN: FOAM TANK	A	1
24		PAFZZ	4720-00-235-1775	ZZT831TYPE2- GRADE2	81348	MANUFACTURE FROM: TUBING, RUBBER, 3/4 IN. ID, AS REQUIRED	FT	
24	3	PAOZZ	4820-00-272-3347	44E	30327	COCK, DRAIN: FOAM	A	1
24	4	XBOZZ	4820-00-272-3347	144055	24617	BUSHING, REDUCER: FOAM TANK DRAIN COCK	A	1
24	5	XBOZZ	4210-00-122-2058	43-01721	63734	PIPE, GROOVED: FOAM TANK	A	1
24	6	XBOZZ	4730-00-288-9429	WP521	81349	TEE, SERVICE: FOAM TANK BOTTOM, 1 IN.	A	1
24		XBOZZ	4730-00-288-9429	40-01922	63734	ROD, OPERATING: FOAM DRAIN	A	1

Figure 24. Foam tank fittings (Models M45A2WLF and FT-500).



(1) ILLUSTRATION		(2)	(3)	(4)	(5)	(6) DESCRIPTION	(7)	(8)	
(a) FIG NO.	(b) ITEM NO.	SMR CODE	NATIONAL STOCK NUMBER	PART NUMBER	FSCM	UOC	U/M	QTY INC IN UNIT	
25	1	PAOZZ		MS35842-2	96906	CLAMP, HOSE: 7/8 TO 1 5/8 IN.	B	EA	1
25	2	MFOZZ		701092	82646	HOSE, RUBBER	B	EA	1
25		PAFZZ	4720-00-235-1775	ZZT831TYPE2- GRADE2	81348	MANUFACTURE FROM: TUBING, RUBBER, 3/4 IN. ID, AS REQUIRED		FT	
25	3	XBOZZ		10572-30-7	82646	PIPE, GALVANIZING 1/2 X 2 IN. NPT, THREADED ONE END B	B	EA	1
25	4	XBOZZ		144042	24617	BUSHING, PIPE, HEXAGON GALVANIZING: 3/4 X 1/2 IN. NPT	B	EA	1
25	5	PAOZZ		V164	51378	VALVE, BALL: 3/4 IN. NPT	B	EA	1
25	6	XBOZZ		127878	24617	NIPPLE, PIPE GALVANIZING: 3/4 IN. NPT	B	EA	1
25	7	XBOZZ		128003	21450	BUSHING, PIPE, HEXAGON GALVANIZING: 1 X 3/4	B	EA	1
25	8	XBOZZ		10572-31-48	82646	PIPE, GALVANIZED: 1 IN. NPT X 14 IN. LG	B	EA	1
25	9	XBOZZ	4730-00-254-2744	MS39230-6	96906	ELBOW, PIPE, STREET: 90 DEG GALVANIZED, 1 IN. NPT	B	EA	1
25	10	XBOZZ		10572-31-30	97403	TEE, PIPE, MALE UNION ON RUN GALVANIZED, 1 IN. NPT	B	EA	1
25	11	XBOZZ		MS51953-121	96906	NIPPLE, PIPE: 1 IN. NPT X 1 1/2 IN.	B	EA	1
25	12	XBOZZ	4730-00-278-4774	127793	24617	ELBOW, PIPE: 1 IN.	B	EA	1
25	13	XBOZZ		MS51953-128	96906	NIPPLE, PIPE: 1 IN. NPT X 4 IN.	B	EA	1
25		XBOZZ		10572-8-9A	82646	ROD ASSEMBLY: FOAM DRAIN VALVE	B	EA	1
25		XBOZZ		10572-8-7A	82646	HANDLE, VALVE, BALL: 3/4 IN. NPT	B	EA	1

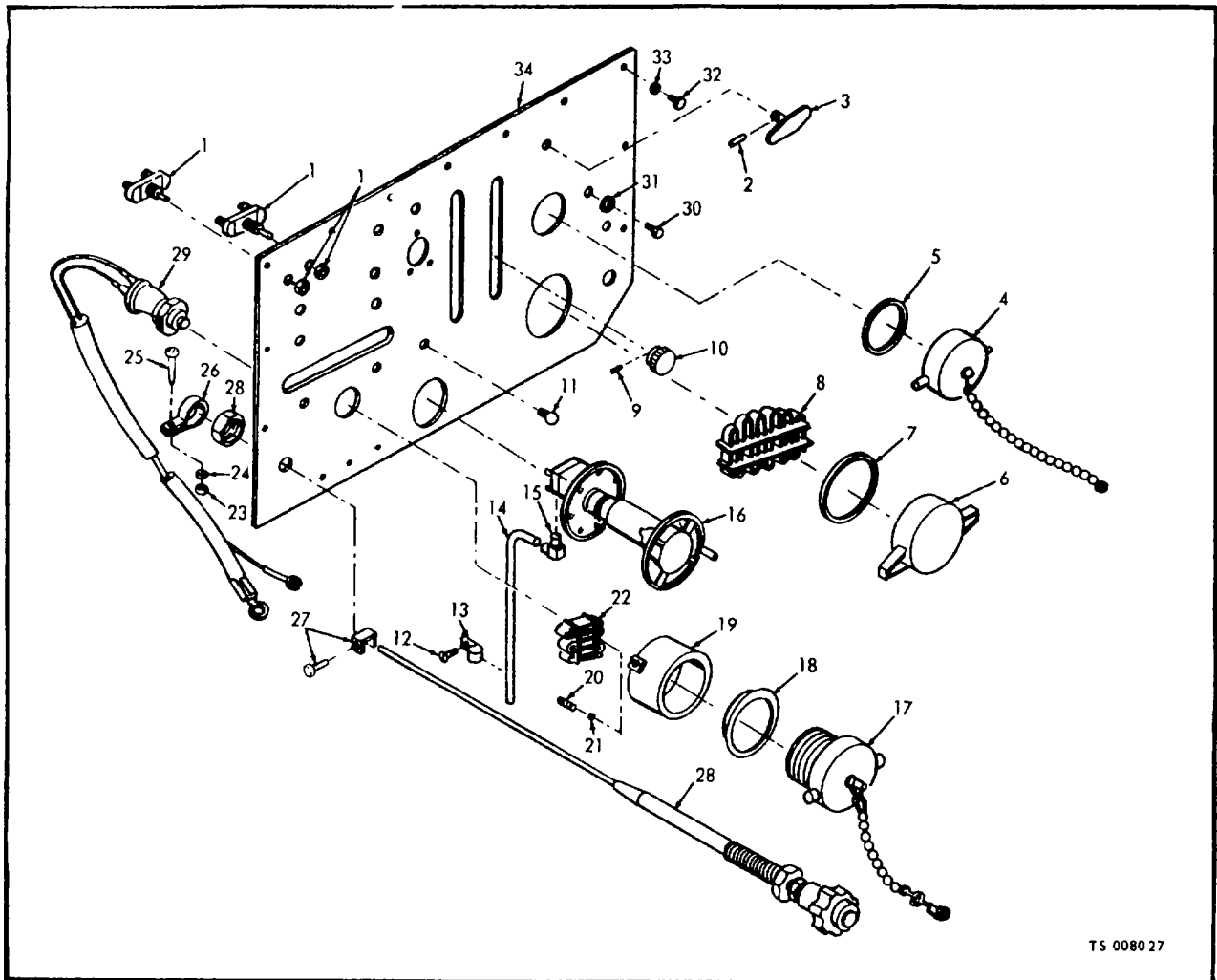
Figure 25. Foam tank fittings (Model M45A2FTL-1).



(1) ILLUSTRATION		(2)	(3)	(4)	(5)	(6) DESCRIPTION	(7)	(8)
(a) FIG NO.	(b) ITEM NO.	SMR CODE	NATIONAL STOCK NUMBER	PART NUMBER	FSCM	UOC	U/M	QTY INC IN UNIT
						GROUP 10 - INSTRUMENT HOUSING GROUP		
26	1	PAOZZ		MS90725-6	96906	SCREW, CAP, HEXAGON HEAD: INSTRUMENT HOUSING MTG, 1/4-20 THD SIZE, 3/4 IN. LG	C	EA 5
26	1	PAOZZ	5305-00-068-0500	MS90725-33	96906	SCREW, CAP, HEXAGON HEAD: INSTRUMENT HOUSING MTG, 1/4-20 THD SIZE, 1/2 IN. LG	AB	EA 6
26	2	PAOZZ	5310-00-582-5965	MS35338-44	96906	WASHER, LOCK: INSTRUMENT HOUSING MTG, 1/4 IN. SCREW SIZE		EA 6
26	3	PAOZZ	5305-00-984-6211	MS35206-264	96906	SCREW, MACHINE: INSTRUMENT HOUSING MTG, PANHEAD, NO. 10-24 THD SIZE, 5/8 IN. LG	BC	EA 6
26	4	PAOZZ	5310-00-045-3296	MS35338-43	96906	WASHER, LOCK: INSTRUMENT HOUSING MTG	BC	EA 6
26	4	PAOZZ	5310-00-045-3299	MS35338-42	96906	WASHER, LOCK: INSTRUMENT MTG HOUSING	A	EA 4
26	5	XBOZZ	13217E5658	97403	97403	HOUSING ASSEMBLY, INSTRUMENT		EA 1
26	5	PAOZZ	5305-00-688-9265	MS35206-286	96906	SCREW, MACHINE: COVER MTG, PANHEAD, CROSS RECESSED, 1/4-20 THD SIZE, 1 3/4 IN. LG	AC	EA 4
26	5	PAOZZ	5305-00-984-6216	MS35206-269	96906	SCREW, MACHINE: COVER MTG, PANHEAD, CROSS RECESSED, NO. 10-24 THD SIZE, 1 1/2 IN. LG	B	EA 4

Figure 26. Instrument housing group.

(1) ILLUSTRATION		(2)	(3)	(4)	(5)	(6) DESCRIPTION	(7)	(8) QTY INC IN UNIT
(a) FIG NO.	(b) ITEM NO.	SMR CODE	NATIONAL STOCK NUMBER	PART NUMBER	FSCM	UOC	U/M	
26	6	XBOZZ		13217E5666	97403	COVER, INSTRUMENT HOUSING	EA	1
26	7	PAOZZ	5330-00-180-5025	13217E5670	97403	GASKET, COVER	EA	1
26	8	PAOZZ	9340-00-137-9195	13217E5669	97403	GLASS, INSTRUMENT HOUSING	EA	1
26	9	PAOZZ	5330-00-180-5025	13217E5670	97403	GASKET: GLASS	EA	1
26	10	PAOZZ	9905-00-137-5688	13217E5668	97403	REFLECTOR LIGHT	EA	1
26	11	PAOZZ	5330-00-180-5024	13217E5792	97403	GASKET: REFLECTOR	EA	1
26	12	PAOZZ	6680-00-825-2076	MS35916-2	96906	TACHOMETER	EA	1
26	13	PAOZZ	6685-00-913-6873	DFM0400TYPE1	38505	GAGE, PRESSURE	EA	1
26	13	PAOZZ		8940-400PIS	78763	GAGE, PRESSURE	AC B	
26	14	PAOZZ	6685-00-913-6872	DFM03-0-913-150TYPE3	38508	(REPLACE W/FSN 6685-913-6873) (MODIFY MOUNTING PLATE AND REFLECTOR TO FIT) GAGE, COMPOUND	EA	1
26	14	PAOZZ		84930-0-150	78763	GAGE, COMPOUND	B	EA 1
26	15	PAOZZ		85-1312-0431-303	72619	LIGHT, INDICATOR: TEMPERATURE AND OIL	AC	EA 2
26	15	PAOZZ	6210-00-629-2215	420125	57733	HOUSING INDICATOR LIGHT: TEMPERATURE AND OIL	B	EA 2
26	16	PAOZZ	6420-00-155-8714	MS25231-313	96906	LAMP, INCANDESCENT	EA	2
26	17	PAOZZ	6250-00-115-8585	3-45	95263	HOLDER, LAMP PANEL	EA	2
26	18	PAOZZ	6420-00-155-8714	MS25231-313	96906	LAMP, INCANDESCENT	EA	2
26	19	PAOZZ	5305-00-855-0834	MS24615-3	96906	SCREW, TAPPING, THREAD CUTTING:	C	EA 4
26	19	PAOZZ	5305-00-984-6208	MS35206-261	96906	PLATE MTG, NO. 4-24 THD SIZE, 3/8 IN. LG SCREW MACHINE: PLATE MTG, PANHEAD, CROSS RECESSED, NO. 10-24 THD SIZE, 3/8 IN. LG	B	EA 6
26	19	PAOZZ	5305-00-057-7165	MS24615-25	96906	SCREW, TAPPING THREAD FORMING: PLATE MTG. NO. 8-15 THD SIZE, 1/2 IN LG	A B	EA 4 EA 1
26	20	XBOZZ		10572-16-2	82646	PLATE MOUNTING (REPLACE WITH PLATE MOUNTING, PIN 13217E5667 (97403))		
26	20	XBOZZ		13217E5667	97403	PLATE MOUNTING	EA	1
26	21	XBOZZ		13217E5665	97403	HOUSING, INSTRUMENT	EA	1
26		PAOZZ	6210-00-159-1782	169-1191-203	72619	LENS, RED INDICATOR LIGHT: TEMPERATURE AND OIL	B	EA 2
26		XBOZZ		13217E5673	97403	PLATE, INSTRUCTION: OIL PRESSURE	EA	1
26		XBOZZ		13217E5674	97403	PLATE, INSTRUCTION: ENGINE TEMPERATURE	EA	1
26		PAOZZ	5325-00-276-6089	MS35489-16	96906	GROMMET	EA	1
26	22	PAFZZ	2520-00-318-0914	448337	57733	GEAR, DRIVEN: TACHOMETER	EA	1
26	23	PAFZZ	4730-00-202-9539	78744	57733	REDUCER, TUBE: TACHOMETER DRIVE	EA	1
26	24	PAFZZ	6680-00-958-7102	446900-1D-55	57733	SHAFT, FLEXIBLE: TACHOMETER DRIVE	EA	1
26	25	MFFZZ				TUBE ASSEMBLY: COMPOUND GAGE MANUFACTURE FROM: TUBING, COPPER, 26 IN. REQUIRED	EA	1
26		PAFZZ	4710-00-277-5525			TUBING, COPPER, 26 IN. REQUIRED	FT	
26		PAFZZ	4730-00-011-6452	MS39166-3	96906	NUT, TUBE COUPLING	EA	2
26	26	XBFZZ	4730-00-404-8428	169F4L	70411	ELBOW, MALE: PRESSURE GAGE	EA	1
26	27	XBFZZ	4730-00-618-8495	144098	24617	COUPLING, REDUCER: COMPOUND AND PRESSURE GAGE	EA	2
26	28	MFFZZ				TUBE ASSEMBLY: PRESSURE GAGE MANUFACTURE FROM: TUBING, COPPER, 4 FT. 9 IN. REQUIRED	EA	1
26		PAFZZ	4710-00-277-5525			TUBING, COPPER, 4 FT. 9 IN. REQUIRED	FT	
26		PAFZZ	4730-00-011-6452	MS39166-3	96906	NUT, TUBE COUPLING	EA	2

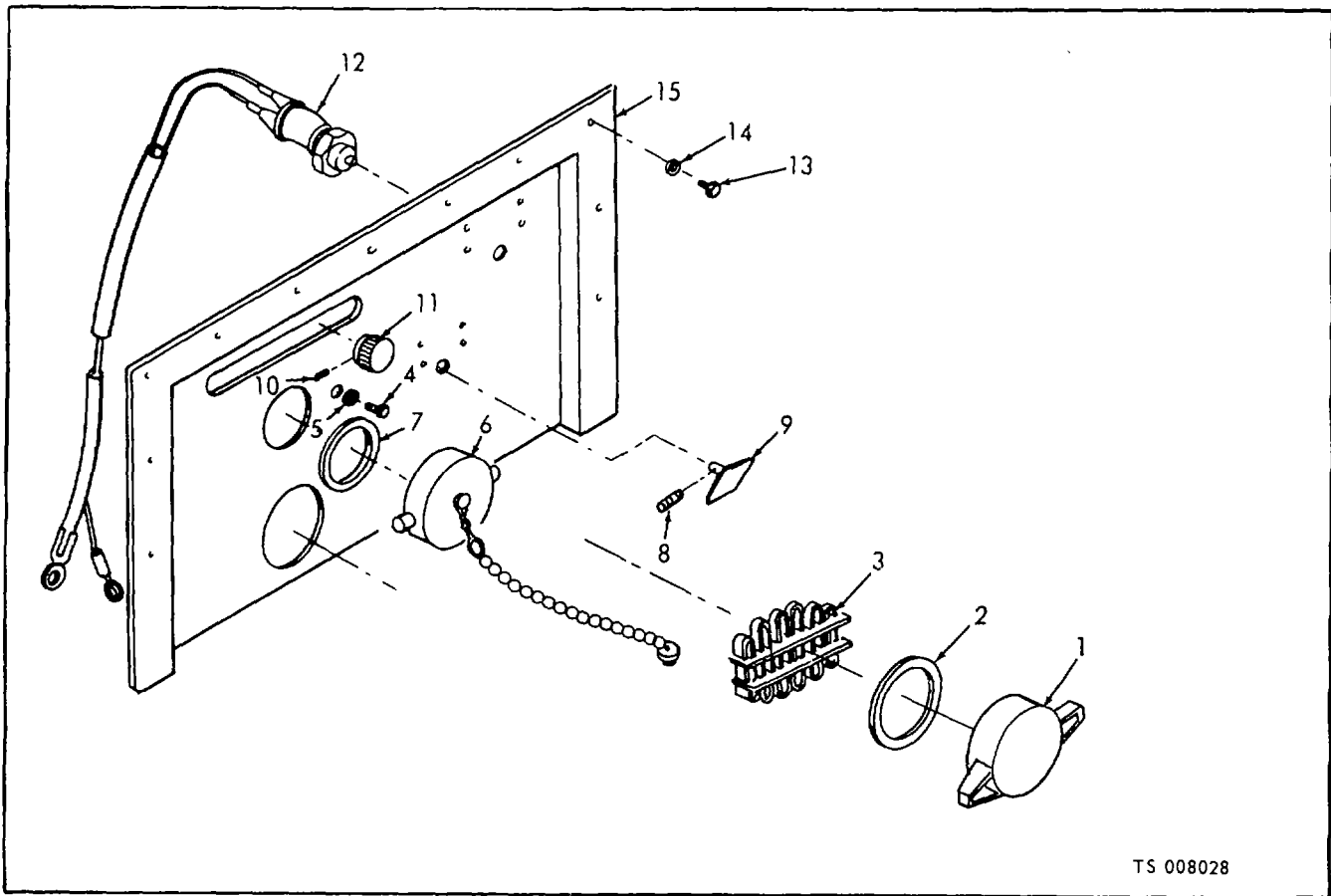


TS 008027

(1) ILLUSTRATION		(2)	(3)	(4)	(5)	(6) DESCRIPTION	(7)	(8)
(a) FIG NO.	(b) ITEM NO.	SMR CODE	NATIONAL STOCK NUMBER	PART NUMBER	FSCM	UOC	U/M	QTY INC IN UNIT
						GROUP 11 - CONTROL PANELS, OPERATOR		
27	1	PAOZZ	5930-00-655-1514	MS35058-22	96906	SWITCH, TOGGLE: PANEL LIGHT, INSTRUMENT HOUSING LIGHT	EA	2
27	2	PAOZZ	5315-00-834-9298	MS9048-228	96906	PIN, SPRING: HANDLE MTG, STEEL PLATED CADMIUM	EA	7
27	3	XBOZZ		13217E5813	97403	HANDLE	EA	7
27	4	PAOZZ	4210-00-111-5229	A8F2-1-2	26840	CAP, VALVE	EA	1
27	5	PAOZZ	5330-00-429-6167	A9-2-1-2	26840	WASHER, NONMETALLIC: CAP	EA	1
27	6	PAOZZ	4320-00-906-6517	C8F4-1-2	26840	CAP, SUCTION TUBE LEFTHAND CONTROL PANEL	EA	1
27	7	PAOZZ	5330-00-902-4771	C904-1-2	26840	WASHER, NONMETALLIC: CAP	EA	1
27	8	PAOZZ	4210-00-371-5981	CG10F4-1-2	26840	STRAINER, SUCTION	EA	1
27	9	PAOZZ	4320-00-633-3954	BL80	26840	SETSCREW: BALL MTG	EA	2
27	10	XBOZZ	4320-00-633-3949	BL377D	26840	BALL, HANDLE	EA	1
27	11	XBOZZ	5355-00-903-5088	ZL838	26840	KNOB: VALVE PRIMER	EA	1
27	12	PAFZZ				SCREW, MACHINE: CLAMP MTG, NO. 10-32 THD SIZE, 1/2 IN. LG	EA	1
27	13	PAFZZ	5340-00-535-6479	MS21919G6	96906	CLAMP, LOOP	EA	1

Figure 27. Control panel left.

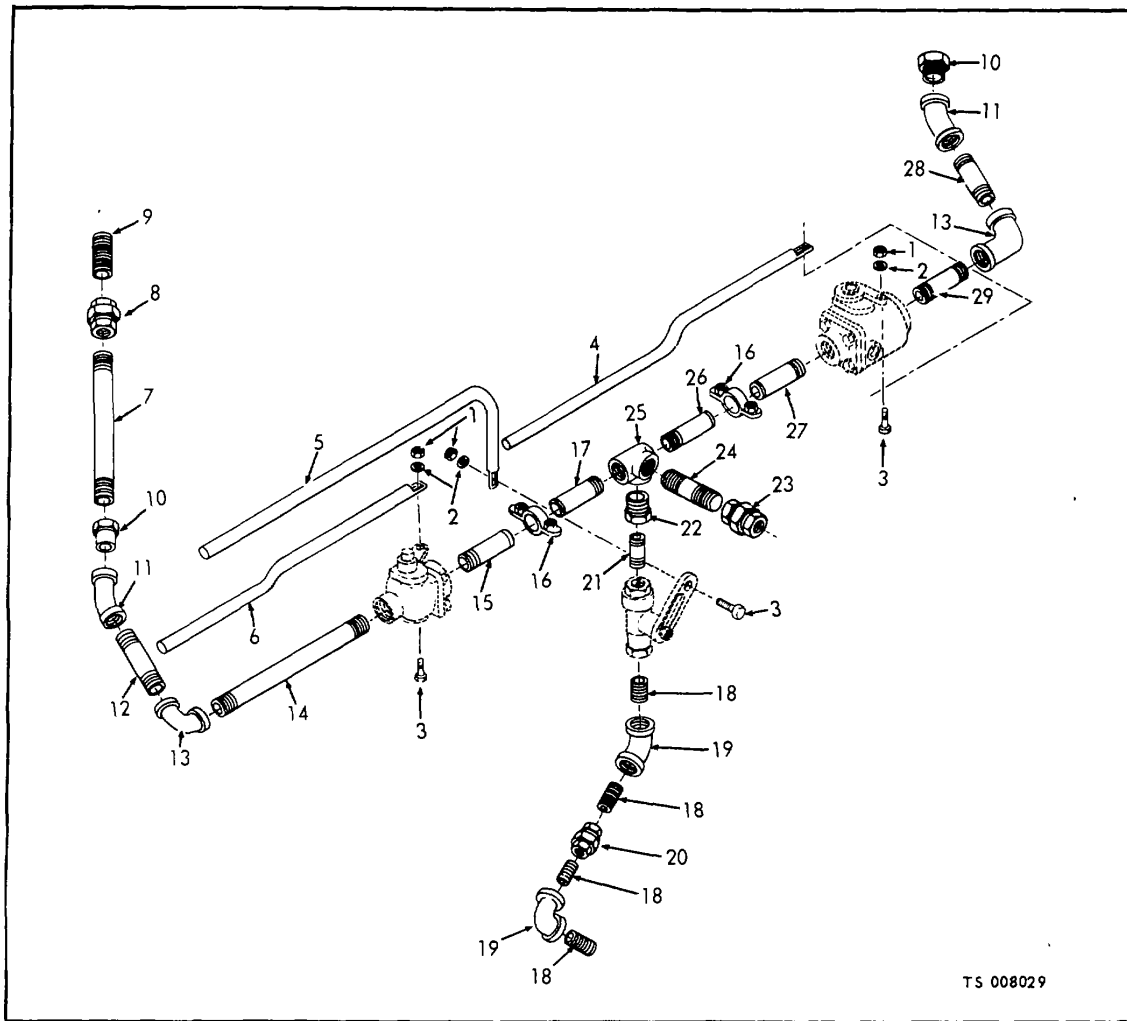
(1) ILLUSTRATION		(2)	(3)	(4)	(5)	(6) DESCRIPTION	(7)	(8)
(a) FIG NO.	(b) ITEM NO.	SMR CODE	NATIONAL STOCK NUMBER	PART NUMBER	FSCM	UOC	U/M	QTY INC IN UNIT
27	14	MFFZZ		10510-750	90598	TUBE, POLYETHYLENE MANUFACTURE FROM:	EA	1
27		PAFZZ	4720-00-787-0952			TUBING, PLASTIC, AS REQUIRED	FT	
27	15	PAFZZ	4730-00-080-7639	269P	30327	ELBOW: TUBE	EA	1
27	16	PAFZZ	4210-00-997-2271	QLCVA	26840	VALVE ASSEMBLY: RELIEF	EA	1
27	17	XBOZZ	4210-00-165-9814	BL217D	26840	PLUG, SWIVEL	EA	1
27	18	PAOZZ		A9-2-1-2	26840	WASHER, NONMETALLIC: CAP	EA	1
27	19	XBOZZ	4730-00-139-4009	2242F2-1-2	26840	COUPLING, SWIVEL: VALVE	EA	1
27	20	XBOZZ	5305-00-501-4498	5018498	00000	SETSCREW: BALL RETAINER	EA	1
27	21	PAOZZ	3110-00-185-6306	MS19063-7	96906	BALL, SWIVEL	EA	38
27	22	PAOZZ	4210-00-595-4171	FZZG1002-1-2	26840	STRAINER: VALVE	EA	1
27	23	PAOZZ	5310-00-934-9757	MS35649-282	96906	NUT, PLAIN, HEXAGON: CLAMP MTG, NO. 8-32 THD SIZE	EA	1
27	24	PAOZZ		MS35338-412	96906	WASHER, LOCK: CLAMP MTG, NO. 8 SCREW SIZE	EA	1
27	25	PAOZZ	5305-00-984-6194	MS35206-246	96906	SCREW, MACHINE: CLAMP MTG, PANHEAD, NO. 8-32 THD SIZE, 5/8 IN. LG	EA	1
27	26	PAOZZ	5340-00-079-7337	MS21333-67	96906	CLAMP, CASING	EA	1
27	27	XBOZZ	5340-00-424-7162	62R	30327	FITTING, WIRE END	EA	1
27	28	PAOZZ		58R10	30327	CABLE CONTROL: PUSH-PULL	EA	1
27	29	PAOZZ	5930-00-885-4167	92315TK	13445	SWITCH, HOSE REEL	EA	1
27	30	PAOZZ	5305-00-068-0502	MS90725-6	96906	SCREW, CAP, HEXAGON HEAD: PANEL MTG	EA	11
27	31	PAOZZ	5310-00-582-5965	MS35338-44	96906	WASHER, LOCK: PANEL MTG	EA	11
27	32	PAOZZ	5305-00-068-0502	MS90725-6	96906	SCREW, CAP, HEXAGON HEAD: PANEL MTG	EA	11
27	33	PAOZZ	5310-00-582-5965	MS35338-44	96906	WASHER, LOCK: PANEL MTG	EA	11
27	34	XBOZZ		42-04863	63734	PANEL, CONTROL: PUMP, LEFT SIDE	A EA	1
27	34	XBOZZ		10572-18A	82646	PANEL, CONTROL: PUMP, LEFT SIDE	B EA	1
27	34	XBOZZ		10535	90598	PANEL, CONTROL: PUMP, LEFT SIDE	C EA	1
27		MFFZZ				INSULATION PANEL: LEFT SIDE	EA	1
27		PAFZZ	5640-00-933-5173	MIL116562	81349	MANUFACTURE FROM: RUBBER, SHEET, 1 IN. THK, 23 IN. W, AS REQUIRED	FT	
27		PAFZZ	8040-00-985-7124	EC833	04963	ADHESIVE, AS REQUIRED	EA	
27		PAOZZ	5305-00-754-4451	MS24618-29	96906	SCREW, TAPPING: THREAD FORMING, CHAIN, CAP MTG	EA	2
27		PAOZZ	5310-00-765-3197	MS27183-41	96906	WASHER, FLAT: CHAIN, CAP MTG	EA	2



TS 008028

(1) ILLUSTRATION		(2)	(3)	(4)	(5)	(6) DESCRIPTION	(7)	(8)
(a) FIG NO.	(b) ITEM NO.	SMR CODE	NATIONAL STOCK NUMBER	PART NUMBER	FSCM	UOC	U/M	QTY INC IN UNIT
28	1	PAOZZ	4320-00-906-6517	C8F4-1-2	26840	CAP, SUCTION TUBE: RH CONTROL PANEL	EA	1
28	2	PAOZZ	5330-00-902-4771	C904-1-2	26840	WASHER, NONMETALLIC: CAP	EA	1
28	3	PAOZZ	4210-00-371-5981	CG10F4-1-2	26840	STRAINER	EA	1
28	4	PAOZZ	5305-00-754-4451	MS24618-29	96906	SCREW, TAPPING THREAD FORMING: CHAIN, CAP MTG	EA	1
28	5	PAOZZ	5310-00-765-3197	MS27183-41	96906	WASHER, FLAT: CHAIN, CAP MTG	EA	1
28	8	PAOZZ	4210-00-111-5229	ADF2-1-2	26840	CAP, VALVE	EA	1
28	7	PAOZZ	5330-00-429-6167	CG10F4-1-2	26840	WASHER, NONMETALLIC: CAP	EA	1
28	8	PAOZZ	5315-00-834-9298	MS9048-228	96906	PIN, SPRING: HANDLE	EA	1
28	9	XBOZZ	2540-00-358-4699	51288M	79218	HANDLE	EA	1
28	10	PAOZZ	4320-00-633-3954	BL80	26840	SETSCREW: HANDLE LOCK	EA	1
28	11	PAOZZ	4320-00-633-3949	26840	26840	BALL, HANDLE	EA	1
28	12	PAOZZ	5930-00-885-4167	9231STK	13445	SWITCH: HOSE REEL	EA	1
28	13	PAOZZ	5305-00-068-0502	MS90725-6	96906	SCREW, CAP, HEXAGON HEAD: PANEL MTG	EA	11
28	14	PAOZZ	5310-00-582-5965	MS35338-44	96906	WASHER, LOCK: PANEL MTG	EA	11
28	15	XBOZZ		42-04864	63734	PANEL, CONTROL: RIGHT SIDE	A EA	1
28	15	XBOZZ		10536	90598	PANEL, OPERATOR'S: RIGHT SIDE	C EA	1
28	15	XBOZZ		10572-18A2	82646	PANEL, CONTROL: PUMP, RIGHT SIDE	B EA	1
28		MFFZZ				INSULATION PANEL: RIGHT SIDE	EA	1
28		PAFZZ	5640-00-933-5173	MIL116562	81349	MANUFACTURE FROM:		
28		PAFZZ	8040-00-385-7124	EC833	04963	RUBBER SHEET, 1 IN. THK, 24 IN. W, AS REQUIRED	FT	
						ADHESIVE, AS REQUIRED	EA	

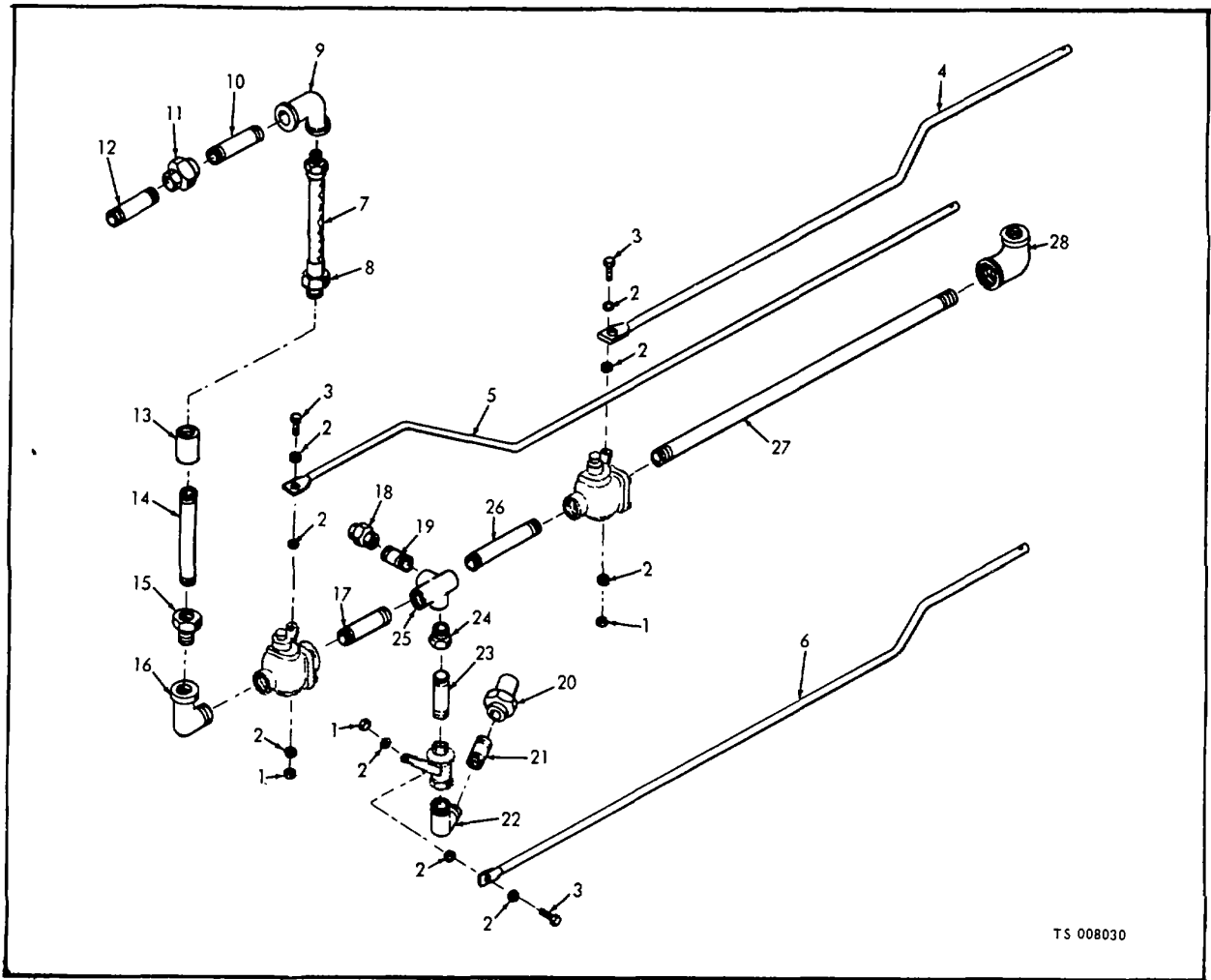
Figure 28. Control panel right.



(1) ILLUSTRATION		(2)	(3)	(4)	(5)	(6) DESCRIPTION	(7)	(8)
(a) FIG NO.	(b) ITEM NO.	SMR CODE	NATIONAL STOCK NUMBER	PART NUMBER	FSCM	UOC	U/M	QTY INC IN UNIT
						GROUP 12 - PIPING WATER AND FOAM		
29	1	PAOZZ	5310-00-012-0361	MS35649-102	96906	NUT, PLAIN, HEXAGON: VALVE OPERATING ROD MTG	A EA	3
29	2	PAOZZ	5310-00-809-3678	MS15795-211	96906	WASHER, FLAT: VALVE OPERATING ROD MTG	A EA	3
29	3	PAOZZ	5305-00-850-0265	MS16638-1	96906	SCREW, CAP, HEXAGON HEAD: VALVE OPERATING ROD MTG	A EA	3
29	4	XBOZZ		40-01891	63734	ROD, VALVE OPERATING: HOSE REEL, RH	A EA	1
29	5	XBOZZ		40-01092	63734	ROD, VALVE OPERATING HOSE: FOAM LINE	A EA	1
29	6	XBOZZ		40-01890	63734	ROD, VALVE OPERATING HOSE: HOSE REEL, LH	A EA	1
29	7	XBFZZ		MS51953-133	96906	NIPPLE, PIPE: HOSE REEL PIPING LH, 1-11 1/2 THD SIZE, 7 IN. LG	A EA	1
29	8	XBFZZ	4730-00-240-1676	WWU531	81348	UNION, PIPE: HOSE REEL PIPING, 1-11 1/2 THD SIZE	A EA	2
29	9	XBFZZ	4730-00-012-7878	MS51953-121	96906	NIPPLE, CLOSE: HOSE REEL PIPING, 1-11 1/2 THD SIZE, 1 1/2 IN. LG	A EA	2
29	10	XBFZZ	4730-00-017-9406	179400	24617	BUSHING, REDUCING: HOSE REEL PIPING	A EA	2

Figure 29. Hose reel piping (Model M45A2WLF).

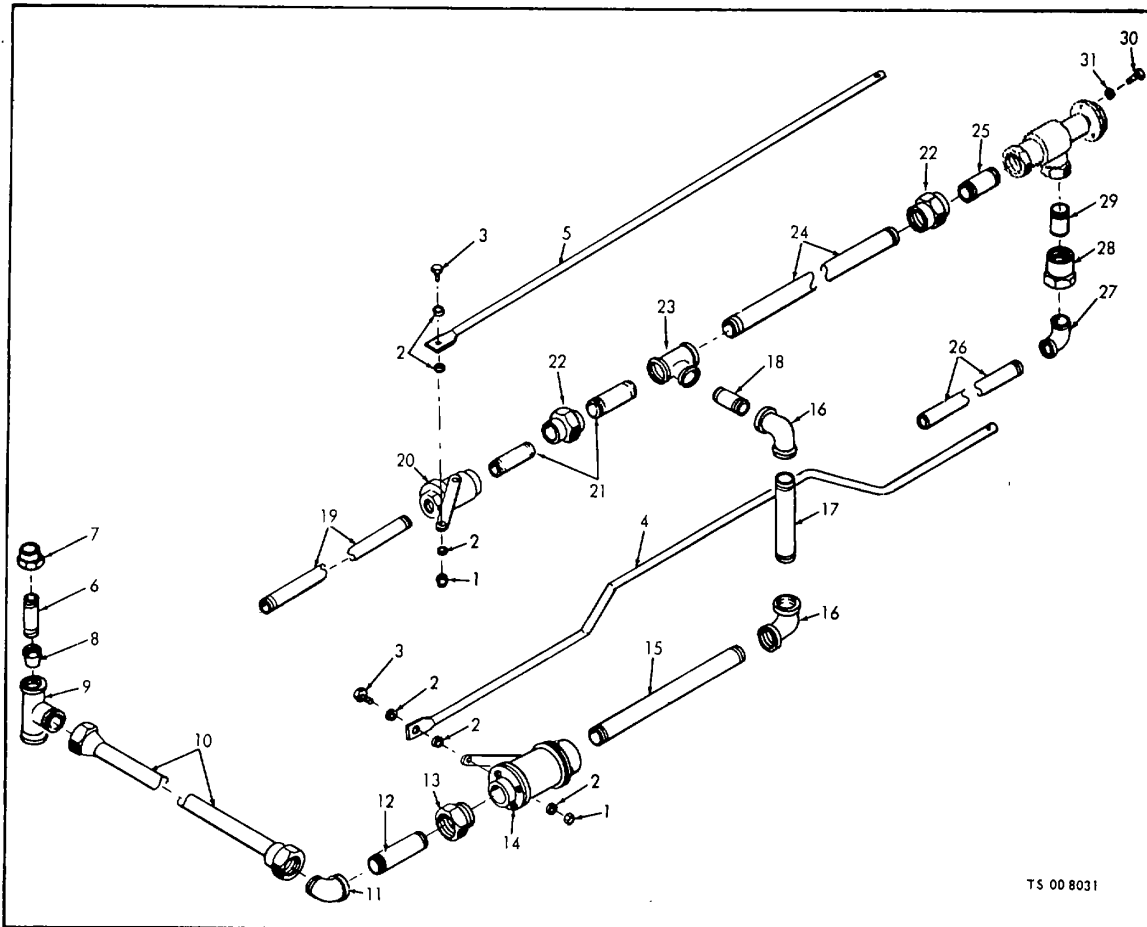
(1) ILLUSTRATION		(2)	(3)	(4)	(5)	(6) DESCRIPTION	(7)	(8)
(a) FIG NO.	(b) ITEM NO.	SMR CODE	NATIONAL STOCK NUMBER	PART NUMBER	FSCM	UOC	U/M	QTY INC IN UNIT
29	11	XBFZZ	4730-00-246-9206			ELBOW, PIPE: HOSE REEL PIPING: 45 DEG, 1-11 1/2 THD SIZE	A EA	2
29	12	XBFZZ	4730-00-045-3252	453252	24617	NIPPLE, PIPE: HOSE REEL PIPING: 1-11 1/2 THD SIZE, 6 1/2 IN. LG	A EA	1
29	13	XBFZZ	4730-00-227-5636	WWP521	83148	ELBOW, PIPE: HOSE REEL PIPING, 90 DEG, 1 1/2-11 1/2 THD SIZE	A EA	2
29	14	XBFZZ		43-01759	63734	PIPE: HOSE REEL	A EA	1
29	15	XBFZZ	4730-00-221-0586	43-01760	63734	NIPPLE, GROOVED: HOSE REEL PIPING, 1 1/2-11 1/2 THD SIZE, 3 IN. LG	EA	1
29	16	XBFZZ	4730-00-489-4853	13007	79151	COUPLING, PIPE: HOSE REEL PIPING	A EA	2
29	17	XBFZZ	4730-00-461-5896	43-01758	63734	NIPPLE GROOVED: HOSE REEL PIPING, 1/2-11 1/2 THD SIZE, 4 1/4 IN. LG	A EA	1
29	18	XBFZZ	4730-00-196-1460	MS51953-97	96906	NIPPLE, CLOSE: FOUR-WAY TEE TO FOAM EDUCTOR	A EA	4
29	19	XBFZZ	4730-00-010-5422	WWP521	81318	ELBOW, PIPE: FOUR-WAY TEE TO FOAM EDUCTOR, 45 DEG, 3/4-14 THD SIZE	A EA	2
29	20	XBFZZ	4730-00-240-1675	WWU531	81348	UNION, PIPE: FOUR-WAY TEE FOAM EDUCTOR, 3/4-14 THD SIZE	A EA	1
29	21	XBFZZ	4730-00-019-2470	MS51953-97	96906	NIPPLE, CLOSE: FOUR-WAY TEE FOAM EDUCTOR, 3/4-11 THD SIZE	A EA	1
29	22	XBFZZ		192085	24617	BUSHING, REDUCER: FOUR-WAY TEE FOAM EDUCTOR, 1 1/2-11 1/2 THD SIZE, 3/4-14 THD SIZE	A EA	1
29	23	XBFZZ	4730-00-214-1678	WWU531	81348	UNION, PIPE; FOUR-WAY TEE TO PUMP, 1 1/2-11 1/2 THD SIZE	A EA	1
29	24	XBFZZ	4730-00-021-9823	MS51953-172	96906	NIPPLE, PIPE: FOUR-WAY TEE TO PUMP, 1 1/2-11 1/2 THD SIZE, 3 IN. LG	A EA	1
29	25	XBFZZ		10572-31-22	97403	TEE, PIPE FOUR-WAY: HOSE REEL PIPING, 1 1/2-11 1/2 THD SIZE	A EA	1
29	26	XBFZZ	4730-00-192-0723	13-01757	63734	NIPPLE, GROOVED: HOSE REEL PIPING, 1 1/2-11 , 1/2 THD SIZE, 1 1/2 IN. LG	A EA	1
29	27	XBFZZ	4730-00-192-0728	13-01775	63734	NIPPLE, GROOVED: HOSE REEL PIPING, 1 1/2-11 1/2 THD SIZE, 3 IN. LG	A EA	1
29	28	XBFZZ	4730-00-045-3252	453252	24617	NIPPLE, PIPE: HOSE REEL PIPING, 1 1/2-11 1/2 THD SIZE, 6 1/2 IN. LG	A EA	1
29	29	XBFZZ	4730-00-021-9827	MS51953-175	96906	NIPPLE, PIPE: HOSE REEL PIPING, 1 1/2-11 1/2 THD SIZE, 1 1/2 IN. LG	A EA	1



(1) ILLUSTRATION		(2)	(3)	(4)	(5)	(6) DESCRIPTION	(7)	(8)	
(a) FIG NO.	(b) ITEM NO.	SMR CODE	NATIONAL STOCK NUMBER	PART NUMBER	FSCM	UOC	U/M	QTY INC IN UNIT	
30	1	XBOZZ	5310-00-780-4232	S108280	03481	NUT, RIVET: ROD MTG	C	EA	3
30	2	PAOZZ		MS27183-10	96906	WASHER, FLAT: ROD MTG	C	EA	9
30	3	PAOZZ		MS35207-265	96906	SCREW, MACHINE: ROD MTG	C	EA	3
30	4	XBOZZ		10526	90598	ROD, ACTUATING	C	EA	1
30	5	XBOZZ		10527	90598	ROD, ACTUATING	C	EA	1
30	6	XBOZZ		10529	90598	ROD, ACTUATING	C	EA	1
30	7	PAFZZ		DIEL16-16MBX16M	30327	HOSE ASSEMBLY	C	EA	2
30	8	XBFZZ		EL16-16MB	30327	COUPLING, HOSE	C	EA	2
30	9	XBFZZ	4730-00-278-4774	WWP521	81348	ELBOW, PIPE: 1-14 THD SIZE	C	EA	2
30	10	XBOZZ		MS51953-127	96906	NIPPLE, PIPE: ELBOW TO UNION	C	EA	2
30	11	XBOZZ	4730-00-287-0170	WWU531	81348	UNION, PIPE: NIPPLE TO NIPPLE, 1-14 THD SIZE	C	EA	2
30	12	XBOZZ	4730-00-196-1524	MS51953-126	96906	NIPPLE, PIPE	C	EA	2
30	13	XBFZZ				COUPLING, PIPE	C	EA	1
30	14	XBFZZ	4730-00-196-1557	MS51953-131	96906	NIPPLE, PIPE	C	EA	2
30	15	XBFZZ	4730-00-196-0899	WWP471	81348	BUSHING, REDUCING, 1-11 1/2 THD SIZE, 1 1/2-11 1/2 THD SIZE	C	EA	2

Figure 30. Hose reel piping (Model FT-500).

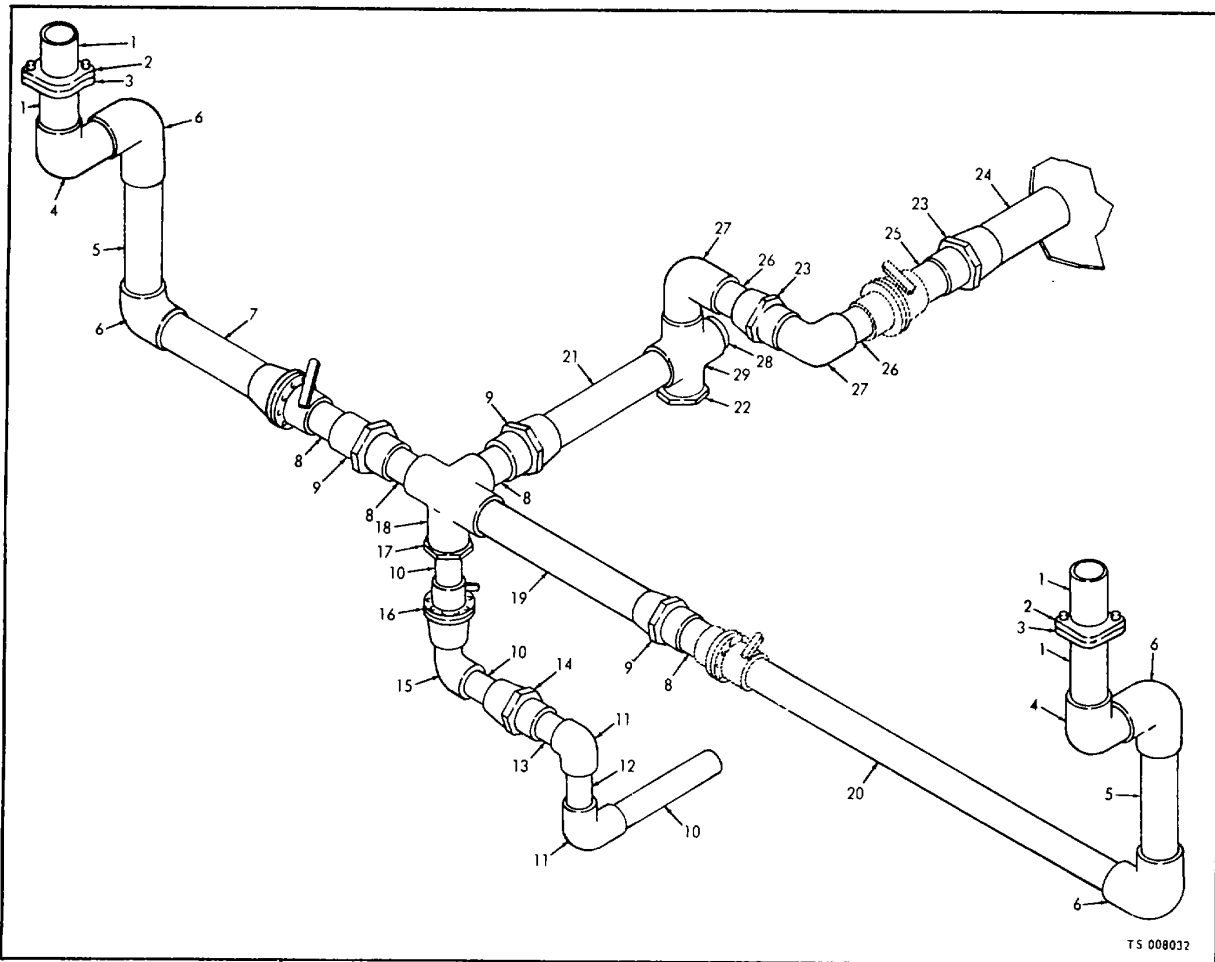
(1) ILLUSTRATION		(2)	(3)	(4)	(5)	(6) DESCRIPTION	(7)	(8)	
(a) FIG NO.	(b) ITEM NO.	SMR CODE	NATIONAL STOCK NUMBER	PART NUMBER	FSCM	UOC	U/M	QTY INC IN UNIT	
30	16	XBFZZ	4730-00-253-4418	MS39230-8	96906	ELBOW, STREET: 90 DEG, 1 /2-11 1/2 THD SIZE	C	EA	1
30	17	XBFZZ		10524-20	90598	NIPPLE, PIPE	C	EA	1
30	18	XBFZZ	4730-00-240-1676	WWU531	81348	UNION, PIPE: 1 1/2-11 1/2 THD SIZE	C	EA	1
30	19	XBFZZ	4730-00-196-1471	MS51953-169	96906	NIPPLE, PIPE	C	EA	1
30	20	XBFZZ	4730-00-240-1676	WWU531	81348	UNION, PIPE: 3/4-14 THD SIZE	C	EA	1
30	21	XBFZZ	4730-00-196-1468	MS5953-97	96906	NIPPLE, PIPE	C	EA	1
30	22	XBFZZ	4730-00-249-1478	WWP521	81348	ELBOW, PIPE: 90 DEG, 3/4-14 THD SIZE	C	EA	2
30	23	XBFZZ	4730-00-196-1468	MS51953-97	96906	NIPPLE, PIPE	C	EA	1
30	24	XBFZZ	4730-00-595-0439	WWP471	81348	BUSHING, REDUCING, 3/4-14 THD SIZE, 1 1/2-11 1/2 THD SIZE	C	EA	1
30	25	XBFZZ	4730-00-257-2173	10572-31-22	97403	TEE, PIPE FOUR-WAY, 1 1/2 IN.	C	EA	1
30	26	XBFZZ	4730-00-287-3790	MS51953-179	96906	NIPPLE, PIPE	C	EA	1
30	27	XBFZZ		10524-28	90598	PIPE: 1 1/2-11 1/2 THD SIZE, 25 11/16 IN. LG	C	EA	1
30	28	XBFZZ	4730-00-277-5636	WWP521	81348	ELBOW, PIPE: 90 DEG, 1 1/2-11 THD SIZE	C	EA	1



(1) ILLUSTRATION		(2)	(3)	(4)	(5)	(6) DESCRIPTION	(7)	(8)
(a) FIG NO.	(b) ITEM NO.	SMR CODE	NATIONAL STOCK NUMBER	PART NUMBER	FSCM	UOC	U/M	QTY INC IN UNIT
31	1	XBOZZ	5310-00-780-4232	S10B280	03481	NUT, RIVET: ROD MTG	C	EA 2
31	2	PAOZZ	5310-00-809-4658	MS27183-10	96906	WASHER, FLAT: ROD MTG	C	EA 6
31	3	PAOZZ	5305-00-995-1848	MS35207-265	96906	SCREW, MACHINE: ROD MTG	C	EA 2
31	4	XBOZZ		10528	90598	ROD, ACTUATING	C	EA 1
31	5	XBOZZ		10525-2	90598	ROD, ACTUATING	C	EA 1
31	6	XBFZZ	4730-00-198-1493	MS51959-78	96906	NIPPLE, PIPE	C	EA 1
31	7	XBFZZ	4730-00-277-2172	WWP471	81348	BUSHING, REDUCING, 1/2-14 THD SIZE, 1 1/2-1/2 THD SIZE	C	EA 1
31	8	XBFZZ	4730-00-196-0883	WWP471	81348	BUSHING, REDUCING, 1/4-18 THD SIZE, 1/2-14 THD SIZE	C	EA 1
31	9	XBFZZ	4730-00-010-5422	WWP521	81348	TEE, PIPE	C	EA 1
31	10	XBFZZ	4730-00-451-3507	MS51953-88	96906	NIPPLE, PIPE	C	EA 1
31	11	XBFZZ	4730-00-278-4773	WWP521	81348	ELBOW, PIPE, 1/2-14 THD SIZE	C	EA 1
31	12	XBFZZ	4730-00-196-1496	MS51953-81	96906	NIPPLE, PIPE	C	EA 1
31	13		4730-00-142-2532	WWP471	81348	BUSHING, REDUCING, 1/2-14 THD SIZE, 1-11 1/2 THD SIZE	C	EA 1
31	14	PAFZZ	4820-00-245-3972	890-1	20266	VALVE, BALL	C	EA 1
31	15	XBFZZ	4730-00-451-3516	MS51953-136	96906	NIPPLE, PIPE	C	EA 1

Figure 31. Hose reel piping (Model FT-500).

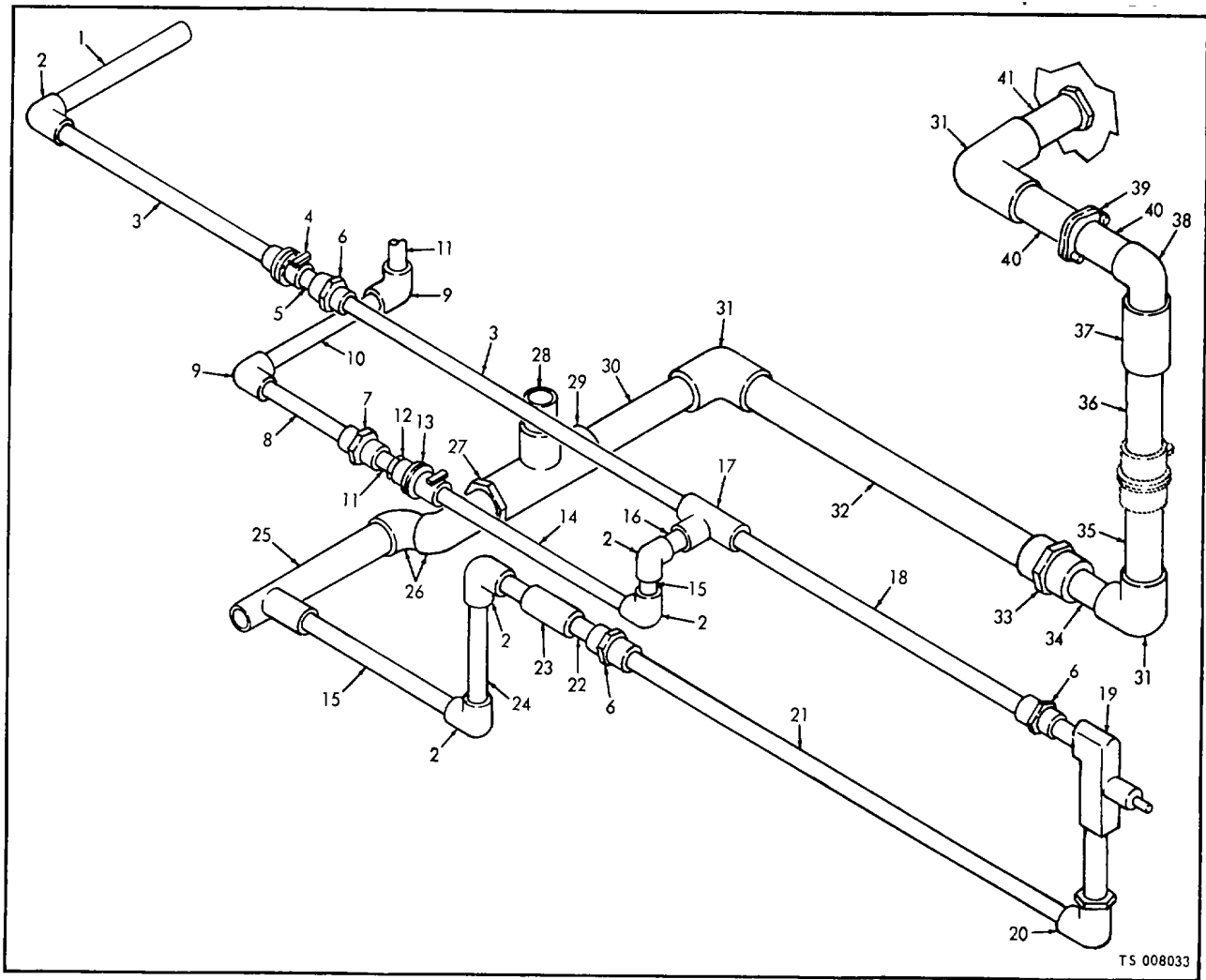
(1) ILLUSTRATION		(2)	(3)	(4)	(5)	(6) DESCRIPTION	(7)	(8)
(a) FIG NO.	(b) ITEM NO.	SMR CODE	NATIONAL STOCK NUMBER	PART NUMBER	FSCM	UOC	U/M	QTY INC IN UNIT
31	16	XBFZZ	4730-00-278-4774	WWP521	81348	ELBOW, PIPE: 90 DEG, 1-11 1/2 THD SIZE	EA	2
31	17	XBFZZ		MS51953-131	96906	NIPPLE, PIPE	C EA	1
31	18	XBFZZ		MS51953-124	96906	NIPPLE, PIPE	C EA	1
31	19	XBFZZ		10524-16	90598	PIPE	C EA	1
31	20	PAFZZ	4820-00-245-3972	890-1	20266	VALVE, BALL: 1 IN.	EA	1
31	21	XBFZZ		MS51953-125	96906	NIPPLE, PIPE	C EA	2
31	22	XBFZZ	4730-00-240-1676	WWU531	81348	UNION, PIPE: 1-11 1/2 THD SIZE	C EA	2
31	23	XBFZZ	4730-00-010-5422	WWP521	81348	TEE, PIPE: 1-11 1/2 THD SIZE	C EA	1
31	24	XBFZZ		10524-16	90598	PIPE	C EA	1
31	25	XBFZZ		MS51953-121	96906	NIPPLE, PIPE: 1-11 1/2 THD SIZE, 1 1/2 IN. LG	C EA	1
31	26	XBFZZ		10524-17	90598	PIPE	C EA	1
31	27	XBFZZ	4730-00-443-9093	10533-1	90598	ELBOW, PIPE, UNION: 90 DEG, 1-11 1/2 THD SIZE	C EA	1
31	28	XBFZZ	4730-00-443-9093	10533-1	90598	BUSHING, PIPE	EA	1
31	29	XBFZZ		MS51953-121	96906	NIPPLE, PIPE: 1-11 1/2 THD SIZE, 1 1/2 IN. LG	EA	1
31	30	PAOZZ	5305-00-988-1723	MS35206-279	96906	SCREW, MACHINE: FOAM PROPORTIONER MTG	C EA	3
31	31	PAOZZ	5310-00-582-5965	MS35338-44	96906	WASHER, LOCK: FOAM PROPORTIONER MTG	C EA	3



(1) ILLUSTRATION		(2)	(3)	(4)	(5)	(6) DESCRIPTION	(7)	(8)	
(a) FIG NO.	(b) ITEM NO.	SMR CODE	NATIONAL STOCK NUMBER	PART NUMBER	FSCM	UOC	U/M	QTY INC IN UNIT	
32	1	XBFZZ		10572-31-58	82646	PIPE, GALVANIZED: 1 1/2-11 1/2 THD SIZE, 3 1/4 IN. LG	B	EA	4
32	2	XBFZZ	4730-00-489-4853	13007	79154	COUPLING, CLAMP, PIPE: 1 1/2-11 1/2 THD SIZE	B	EA	2
32	3	XBFZZ		STYLE 77-1-1-2	7915	GASKET, RUBBER: USE WITH COUPLING, CLAMP #13007	B	EA	1
32	4	XBFZZ	4730-00-253-4418	MS39230-8	96906	ELBOW, PIPE, STREET: GALVANIZED, 90 DEG, 1 1/2-11 1/2 THD SIZE	B	EA	2
32	5	XBFZZ		MS51953-178	96906	NIPPLE, PIPE, GALVANIZED: 1 1/2-11 1/2 THD SIZE, LG 6 IN.	B	EA	2
32	6	XBFZZ	4730-00-277-5636	179454	24617	ELBOW, PIPE: GALVANIZED, 90 DEG; 1 1/2-11 1/2 THD SIZE	B	EA	4
32	7	XBFZZ	4730-00-196-1569	MS51953-176	96906	NIPPLE, PIPE, GALVANIZED: 1 1/2-11 1/2 THD SIZE,	B	EA	1
32	8	XBFZZ	4730-00-196-1471	H51953-169	96906	PIPE: 1 1/2-11 1/2 THD SIZE, 1 3/4 IN. LG 5 IN. LG	B	EA	4
32	9	XBFZZ		WLU531TYBCL1-1	81348	UNION, PIPE, FEMALE: GALVANIZED, 1 1/2-11 1/2 THD SIZE	B	EA	3
32	10	XBFZZ		MS51953-121	96906	NIPPLE, PIPE, 3/4 IN. NPT X 1 1/2 IN. LG	B	EA	3
32	11	XBFZZ		144129	24617	ELBOW, PIPE: 90 DEG, 3/4-14 THD SIZE	B	EA	2
32	12	XBFZZ	4730-00-196-1552	MS51953-106	96906	NIPPLE, PIPE: 3/4-14 THD SIZE, 4 1/2 IN. LG	B	EA	1
32	13	XBFZZ	4730-00-196-1497	MS51953-102	96906	NIPPLE, PIPE: 3/4-14 THD SIZE, 2 1/2 IN. LG	B	EA	1
32	14	XBFZZ		WWU531TYBCL1-3-4	81348	UNION, PIPE, FEMALE, GALVANIZED: 3/4-14 THD SIZE	B	EA	1
32	15	XBFZZ		144113	24617	ELBOW, PIPE, STREET: 90 DEG, GALVANIZED, 3/4-14 THD SIZE	B	EA	1
32	16	PAFZZ	4210-00-818-7483	U1654	51378	VALVE, BALL	B	EA	1

Figure 32. Hose reel piping (Model M45A2FTL-1).
2-53

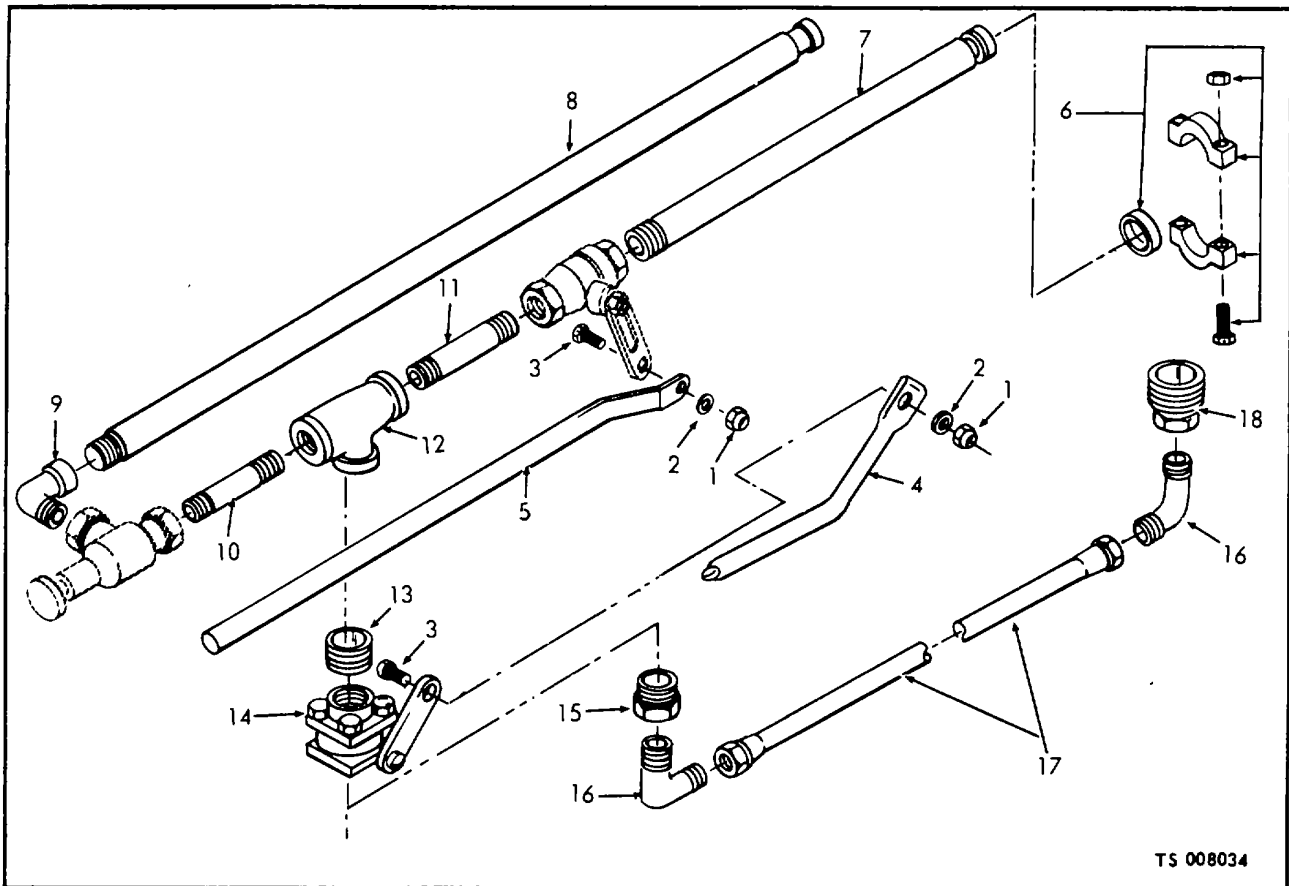
(1) ILLUSTRATION		(2)	(3)	(4)	(5)	(6) DESCRIPTION	(7)	(8)
(a) FIG NO.	(b) ITEM NO.	SMR CODE	NATIONAL STOCK NUMBER	PART NUMBER	FSCM	UOC	U/M	QTY INC IN UNIT
32	17	XBFZZ	47300	35-6595 192085	24617	BUSHING, REDUCING, GALVANIZED, 1 1/2-11 1/2 THD SIZE, 3/4-14 THD SIZE	B EA	1
32	18	XBFZZ		10572-31-20	82646	TEE, PIPE: GALVANIZED, FOUR-WAY, 1 1/2-11 1/2 THD SIZE	B EA	1
32	19	XBFZZ		451897	24617	NIPPLE, PIPE, GALVANIZED: 1 1/2-11 1/2 THD SIZE, 11 1/2 IN. LG	B EA	1
32	20	XBFZZ		10572-31-56	82646	PIPE, GALVANIZED: 1 1/2-11 1/2 THD SIZE, 23 IN. LG	B EA	1
32	21	XBFZZ		453516	24617	NIPPLE, PIPE: GALVANIZED, 1 1/2-11 1/2 THD SIZE, 8 1/2 IN. LG	B EA	1
32	22	XBFZZ	4730-00-196-0897	218856	24617	BUSHING, REDUCING: GALVANIZED, 1 1/2-11 1/2 THD SIZE, 1/2-14 THD SIZE	B EA	1
32	23	XBFZZ		WYU531TYBCL1- 1-1-2	82348	UNION, PIPE, FEMALE: GALVANIZED, 1 1/2-11 1/2 THD SIZE	B EA	2
32	24	XBFZZ	4730-00-196-1533	MS51953-174	96906	NIPPLE, PIPE: 1 1/2-11 1/2 THD SIZE, 4 IN. LG	B EA	1
32	23	PAFZZ	4730-00-287-3790	MS51953-179	96906	NIPPLE, PIPE: 1 1/2-11 1/2 THD SIZE, 7 IN. LG	B EA	1
32	26	PAFZZ	4730-00-196-1471	MS51953-169	96906	NIPPLE, PIPE, GALVANIZED: 1 1/2-11 1/2 THD SIZE, 1 3/4 IN. LG	B EA	2
32	27	XBFZZ	4730-00-253-4418	M5S9230-8	96906	ELBOW, PIPE, STREET: GALVANIZED, 90 DEG, 1 1/2-11 1/2 THD SIZE	B EA	2
32	28	XBFZZ	4730-002196-1509	MS51953-171	96906	NIPPLE, PIPE: 1 1/2-11 1/2 THD SIZE, 2 1/2 IN. LG	B EA	1
32	29	XBFZZ	4730-00-443-8912	179470	24617	CROSS PIPE, GALVANIZED: 1 1/2-11 1/2 THD SIZE	B EA	1
32		XBOZZ		10572-8-1A	82646	ROD ASSEMBLY: WATER TANK VALVE	EA	1
32		XBOZZ		10572-8-8A	82646	ROD ASSEMBLY: EDUCTOR VALVE	B EA	1
32		XBOZZ		10572-8-8A	82646	ROD ASSEMBLY: EDUCTOR VALVE	B EA	1
32		XBOZZ		10572-8-7	97403	HANDLE CONTROL ROD	B EA	1
32		XBOZZ		10572-8-5A	82646	ROD ASSEMBLY: RIGHT REEL VALVE	B EA	1
32		XBOZZ		10572-8-6A	82646	ROD ASSEMBLY: LEFT REEL VALVE	B EA	1
32		XBOZZ		10572-8-7	97403	HANDLE, CONTROL ROD	B EA	2



(1) ILLUSTRATION		(2)	(3)	(4)	(5)	(6) DESCRIPTION	(7)	(8)	
(a) FIG NO.	(b) ITEM NO.	SMR CODE	NATIONAL STOCK NUMBER	PART NUMBER	FSCM	UOC	U/M	QTY INC IN UNIT	
33	1	XBFZZ		10572-31-48	82646	PIPE, GALVANIZED: 1 IN. NPT X 14 IN. LG	B	EA	1
33	2	XBFZZ	4730-00-278-4774	127793	24617	ELBOW, PIPE: 90 DEG, GALVANIZED, 1-11 1/2 THD SIZE	B	EA	3
33	3	XBFZZ	4730-00-277-9669	MS5195-138	96906	NIPPLE, PIPE: 1-11 1/2 THD SIZE, 12 IN. LG	B	EA	2
33	4	PAFZZ	4210-00-993-4181	V2159	51378	VALVE, BALL, 1 IN. NPT	B	EA	1
33	5	XBFZZ		MS51953-125	96906	NIPPLE, PIPE: 1-11 1/2 THD SIZE, 2 1/2 IN. LG	B	EA	3
33	6	XBFZZ		WWU531TYBCL1-1-1	81J48	UNION, PIPE, FEMALE: GALVANIZED, 1-11 1/2 THD SIZE	B	EA	3
33	7	XBFZZ		WWU531TYBCL1-1-2	81j48	UNION, PIPE, FEMALE: 1/2-14 THD SIZE	B	EA	1
33	8	XBFZZ		10572-31-39	82646	NIPPLE, PIPE, GALVANIZED: 1/2-14 THD SIZE, 4 1/2 IN. LG	B	EA	1
53	9	XBFZZ	4730-00-278-4773	127963	24617	ELBOW, PIPE: 90 DEG, GALVANIZED, 1/2-14 THD SIZE	B	EA	2
33	10	XBFZZ	4730-00-451-3507	MS51953-88	96906	NIPPLE, PIPE, GALVANIZED: 1/2-14 THD SIZE, 8 IN. LG	B	EA	1
33	11	XBFZZ		MS51973-78	96906	NIPPLE, PIPE: 1/2-14 THD SIZE, 2 IN. LG	B	EA	2
33	12	XBFZZ		144055	24617	BUSHING, REDUCING: 1-11 1/2 THD SIZE, 1/2-14 THD SIZE	B	EA	1
33	13	PAFZZ	4210-00-393-4181	V2159	51378	VALVE, BALL: 1-11 1/2 THD SIZE	B	EA	1
33	14	XBFZZ	4730-00-136-8121	M551953-132	96906	NIPPLE, PIPE, GALVANIZED: 1-11 1/2 THD SIZE, 6 IN. LG	B	EA	1
33	51	XBFZZ				NIPPLE, PIPE	B	EA	1

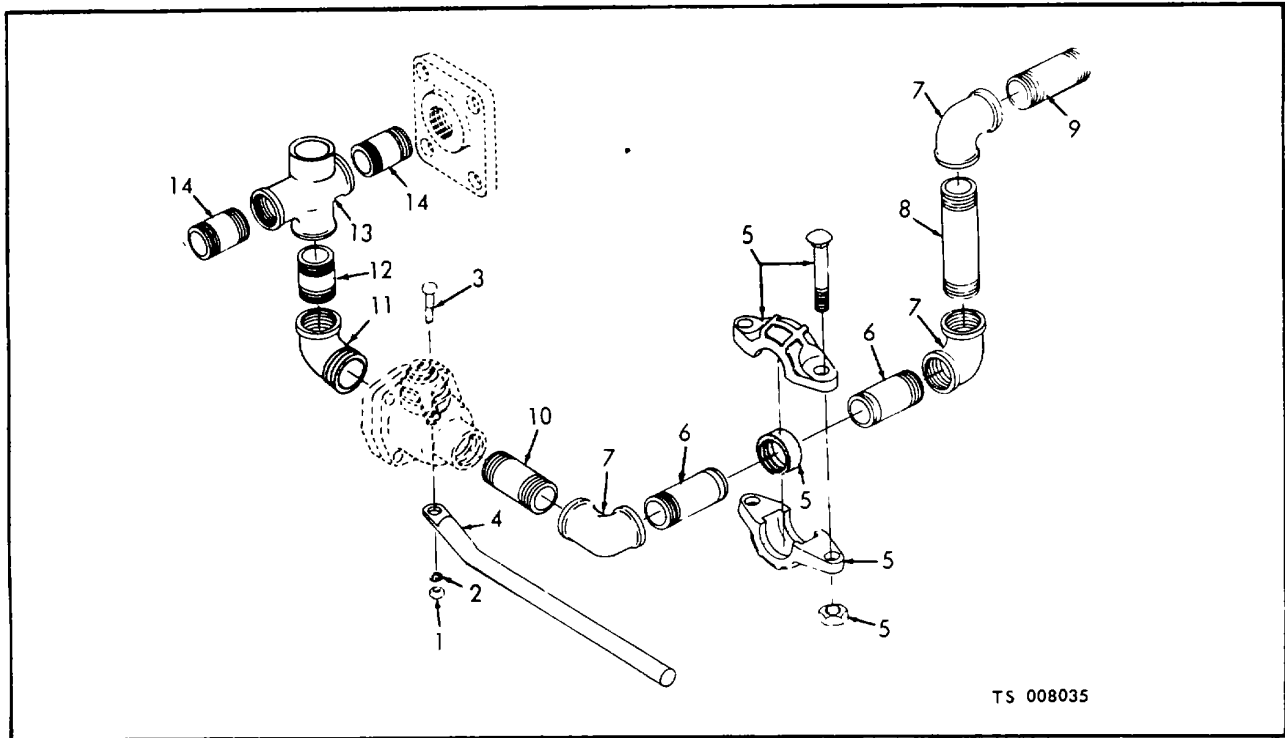
Figure 33. Foam lines and fittings.

(1) ILLUSTRATION		(2)	(3)	(4)	(5)	(6) DESCRIPTION	(7)	(8)
(a) FIG NO.	(b) ITEM NO.	SMR CODE	NATIONAL STOCK NUMBER	PART NUMBER	FSCM	UOC	U/M	QTY INC IN UNIT
33	16	XBFZZ				NIPPLE, PIPE	EA	1
33	17	XBFZZ		144087	24617	TEE, PIPE, GALVANIZED: 1-11 1/2 THD SIZE	B EA	1
33	18	XBFZZ		10572-31-50	82646	PIPE, GALVANIZED: 1-11 1/2 THD SIZE, 25 1/8 IN. LG	B EA	1
33	19	PAFZZ	4210-00-586-0883	54523	51378	VALVE ASSEMBLY: METERING	EA	1
33	20	XBFZZ		10572-31-7	82646	ELBOW, PIPE: 90 DEG, MALE UNION, GALVANIZED	B EA	1
33	21	XBFZZ		10572-31-53	82616	PIPE, GALVANIZED; 1-11 1/2 THD SIZE, 28 1/4 IN. LG	B EA	1
33	22	XBFZZ		MS51953-125	96906	NIPPLE, PIPE, GALVANIZED: 1-11 1/2 THD SIZE, 2 1/2 IN. LG	B EA	1
33	23	PAFZZ	4820-00-546-0724	V118	51378	VALVE, CHECK BALL	B EA	1
33	24	XBFZZ		452983	24617	NIPPLE, PIPE, GALVANIZED: 1-11 1/2 THD SIZE, 1 1/2 IN. LG	B EA	1
33	25	PAFZZ	4210-00-768-5950	53771	51378	EDUCTOR	B EA	1
33	26	XBFZZ	4730-00-261-4219	MS39231-8	96906	ELBOW, PIPE, STREET: 45 DEG; 1/2-14 THD SIZE	B EA	2
33	27	XBFZZ		179402	24617	BUSHING, REDUCING, GALVANIZED: 2-11 1/2 THD SIZE, 1 1/2-11 1/2 THD SIZE	B EA	1
33	28	XBFZZ		MS51953-193	96906	NIPPLE, PIPE: 2-11 1/2 THD SIZE, 2 IN. LG	B EA	2
33	29	XBFZZ		179431	24617	TEE, PIPE, GALVANIZED: 2-11 1/2 THD SIZE	B EA	1
33	30	XBFZZ		MS51953-195	96906	NIPPLE, PIPE: 2-11 1/2 THD SIZE, 3 IN. LG	B EA	1
33	31	XBFZZ	4730-00-277-5643	179455	24617	ELBOW, PIPE: 90 DEG, GALVANIZED, 2-11 1/2 THD SIZE	B EA	3
33	32	XBFZZ		10572-31-66	82646	PIPE, GALVANIZED: 2-11 1/2 THD SIZE, 14 IN. LG	B EA	1
33	33	XBFZZ		WWU531TYBCL1-2	81348	UNION, PIPE, FEMALE, GALVANIZED: 2-11 1/2 THD SIZE	B EA	1
33	34	XBFZZ		MS51953-194	96906	NIPPLE, PIPE: 2-11 1/2 THD SIZE, 2 1/2 IN. LG	B EA	1
33	35	XBFZZ		MS51953-199	96906	NIPPLE, PIPE: 2-11 1/2 THD SIZE, 5 IN. LG	B EA	1
33	36	XBFZZ		MS51953-194	96906	NIPPLE, PIPE: 2-11 1/2 THD SIZE, 3 IN. LG	B EA	1
33	37	XBFZZ		MS39233-9	96906	COUPLING, PIPE, 2-11 1/2 THD SIZE	B EA	1
33	38	XBFZZ	4730-00-017-9447	MS39231-9	96906	ELBOW, PIPE: 45 DEG, GALVANIZED, 2-11 1/2 THD SIZE	B EA	1
33	39	XBFZZ	4730-00-489-4856	13020	79154	COUPLING, CLAMP, PIPE: 2 IN.	B EA	1
33	40	XBFZZ		10572-31-69	82646	PIPE, GALVANIZED: 2-11 1/2 THD SIZE, 2 1/2 IN. LG	B EA	2
33	41	XBFZZ		MS51953-195	96906	NIPPLE, PIPE, GALVANIZED: 2-11 1/2 THD SIZE, 2 3/4 IN. LG	B EA	1
33		XBOZZ		10572-8-3A	82646	ROD ASSEMBLY: WATER TANK DISCHARGE VALVE	EA	1
33		XBOZZ		701102	82646	GROMMET, RUBBER	EA	1
33		XBOZZ		10572-8-7	97403	HANDLE, CONTROL ROD	EA	1
33		PAOZZ	5315-00-843-8590	MS9048-166	96906	PIN, SPRING	EA	1
33		XBOZZ		10572-8-2A	82646	ROD ASSEMBLY: FOAM TANK DISCHARGE VALVE	B EA	1
33		XBOZZ		10572-8-4A	82646	ROD ASSEMBLY: FOAM FLUSH VALVE	B EA	1



(1) ILLUSTRATION		(2)	(3)	(4)	(5)	(6) DESCRIPTION	(7)	(8)
(a) FIG NO.	(b) ITEM NO.	SMR CODE	NATIONAL STOCK NUMBER	PART NUMBER	FSCM		U/M	QTY INC IN UNIT
						UOC		
34	1	PAOZZ	5310-00-012-0361	MS35649-102	96906	NUT, PLAIN, HEXAGON: ROD MTG	A	EA 2
34	2	PAOZZ	5310-00-809-3078	M515795-211	96906	WASHER, FLAT: ROD MTG	A	EA 2
34	3	PAOZZ	5305-00-850-0265	MS16638-4	96906	SCREW, CAP, HEXAGON HEAD; ROD MTG	A	EA 2
34	4	XBOZZ		40-01917	63734	ROD, OPERATING: FOAM FLUSH	A	EA 1
34	5	XBOZZ		40-01887	63734	ROD, VALVE OPERATING: FOAM VALVE	A	EA 1
34	6	XBFZZ	4370-00-489-4954	13010	79154	COUPLING: FOAM PROPORTIONER PIPING	A	EA 2
34	7	XBFZZ	4210-00-122-2057	43-01722	63734	PIPE, GROOVED: FOAM PROPORTIONER PIPING	A	EA 1
34	8	XBFZZ	4210-00-122-2056	43-01727	63734	PIPE, GROOVED: PROPORTIONER I IN. X 30 IN. LG	A	EA 1
34	9	XBFZZ	4730-00-254-1802	144122	2)617	ELBOW, STREET: METERING VALVE, 1 IN.	A	EA 1
34	10	XBFZZ	4730-00-021-9678	129678	24617	NIPPLE, PIPE: FOAM PROPORTIONER PIPING	A	EA 1
34	11	XBFZZ	4730-00-467-4432	190753	2)617	NIPPLE, PIPE: FOAM PROPORTIONER PIPING, 1 IN.	A	EA 1
34	12	XBFZZ	4730-00-257-2121	WWW521	81348	TEE, PIPE: 1 IN. FOAM FLUSH	A	EA 1
34	13	XBFZZ	4730-00-012-7878	127878	24617	NIPPLE, CLOSE: FOAM FLUSH LINE	A	EA 1
34	14	XBFZZ	4820-00-135-1145	43-01352P1	63734	VALVE, FOAM FLUSH	A	EA 1
34	15	XBFZZ	4730-00-196-0897	218856	2)617	BUSHING, PIPE: FOAM FLUSH	A	EA 1
34	16	XBFZZ	4730-00-132-1542	69F8P	70411	ELBOW, PIPE TO TUBE: FOAM FLUSH LINE	A	EA 2
34	17	MFFZZ				TUBE: FOAM FLUSH MANUFACTURE FROM:	A	EA 1
34		PAFZZ	4710-00-277-5529			TUBING, COPPER, 49 1/2 IN. REQUIRED	A	FT
34	18	XBFZZ		144055	24617	BUSHING, PIPE: FOAM FLUSH	A	EA 1

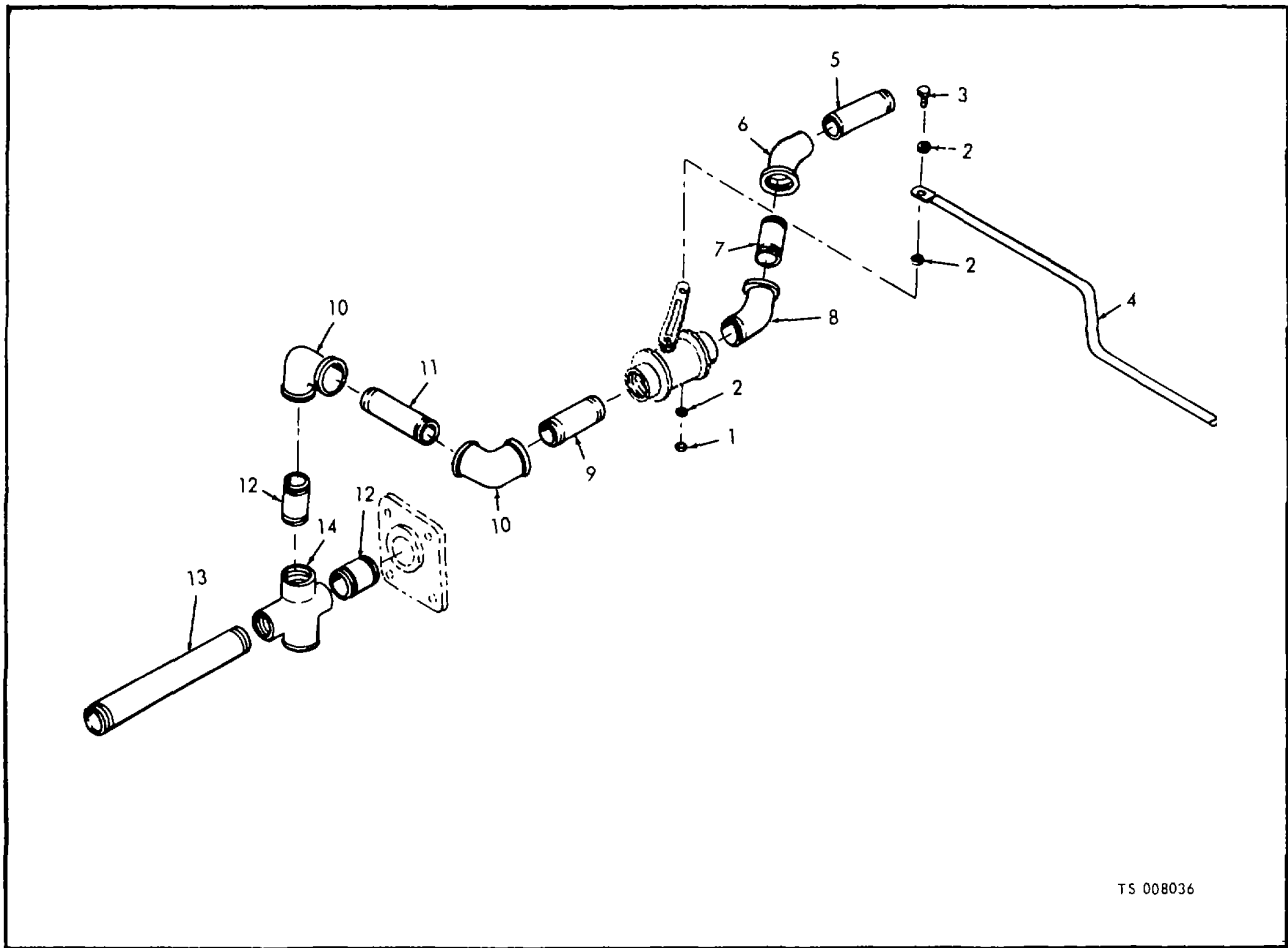
Figure 34. Foam proportioner valve.



TS 008035

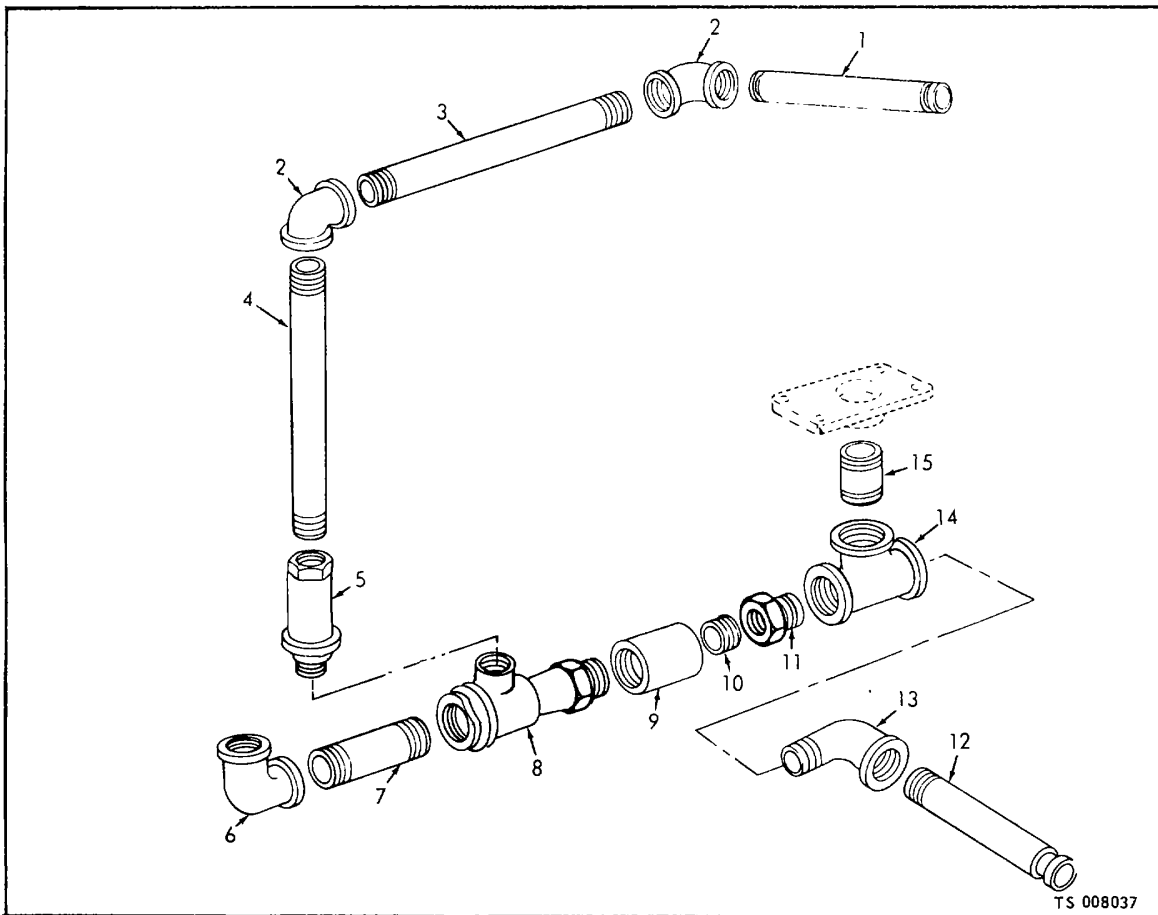
(1) ILLUSTRATION		(2)	(3)	(4)	(5)	(6) DESCRIPTION	(7)	(8)	
(a) FIG NO.	(b) ITEM NO.	SMR CODE	NATIONAL STOCK NUMBER	PART NUMBER	FSCM	UOC	U/M	QTY INC IN UNIT	
35	2	PAOZZ	5310-00-012-0361	MS35649-102	96906	NUT, PLAIN, HEXAGON: ROD MTG	A	EA	1
35	2	PAOZZ	5310-00-809-3078	MS15795-211	96906	WASHER, FLAT: ROD MTG	A	EA	1
35	3	PAOZZ	5305-00-850-0265	MS16638-4	96906	SCREW, CAP, HEXAGON HEAD: ROD MTG	A	EA	1
35	4	XBFZZ		40-01889	63734	ROD, VALVE OPERATING: TANK FILL	A	EA	1
35	5	XBFZZ	4730-00-489-4853	13007	79154	COUPLING, PIPE: TANK FILL	A	EA	1
35	6	XBFZZ	4730-00-221-0585	43-01764	63734	NIPPLE, GROOVED: TANK FILL	A	EA	2
35	7	XBFZZ	4730-00-277-5636	WWP521	81348	ELBOW, PIPE: PIMP TO WATER TANK	A	EA	3
35	8	XBFZZ	4730-00-310-2572	MS51953-183	96906	NIPPLE, PIPE: TANK FILL, 1 1/2-11 1/2 THD SIZE, 11 IN. LG	A	EA	1
35	9	XBFZZ	4730-00-196-1533	MS51953-174	96906	NIPPLE, PIPE: TANK FILL, 1 1/2-11 1/2 THD SIZE, 4 IN. LG	A	EA	1
35	10	XBFZZ	4730-00-196-1532	MS55953-173	96906	NIPPLE, PIPE: TANK FILL, 1 1/2-11 1/2 THD SIZE, 3 1/2 IN. LG	A	EA	1
35	11	XBFZZ	4730-00-253-4418	179438	24617	ELBOW, STREET: PUMP TO WATER TANK	A	EA	1
35	12	XBFZZ	4730-00-021-9821	MS51953-171	96906	NIPPLE, PIPE: PUMP TO WATER TANK, 1 1/2-11 1/2 THD SIZE, 2 1/2 IN. LG	A	EA	1
35	13	XBFZZ	9900535P7	63734	CROSS,	PIPE: PUMP TO WATER TANK TO EDUCTOR	A	EA	1
35	14	XBFZZ	4730-00-021-1982	MS51951-171	96906	NIPPLE, PIPE: PUMP TO WATER TANK, 1 1/2-11 1/2 THD SIZE, 2 1/2 IN. LG	A	EA	2

Figure 35. Pump to water tank piping (Models M45A2WLF and M45A2FTL-1).



(1) ILLUSTRATION		(2)	(3)	(4)	(5)	(6) DESCRIPTION	(7)	(8)
(a) FIG NO.	(b) ITEM NO.	SMR CODE	NATIONAL STOCK NUMBER	PART NUMBER	FSCM	UOC	U/M	QTY INC IN UNIT
36	1	XBFZZ	5310-00-760-4232	108280	03481	NUT, RIVET: ROD MTG	C EA	2
36	2	PAFZZ	5310-00-809-4058	MS27183-10	96906	WASHER, FLAT: ROD MTG	C EA	3
36	3	PAFZZ	5305-00-993-1848	MS35207-265	96906	SCREW, MACHINE: ROD MTG	C EA	1
36	4	XBOZZ		10530	90598	ROD, ACTUATING	C EA	1
36	5	XBFZZ	4730-00-196-1569	M551953-176	96906	NIPPLE	C EA	1
36	6	XBFZZ	4730-00-246-9206	WWP521	81348	ELBOW, PIPE: 45 DEG, 1/2-11 1/2 THD SIZE	C EA	1
36	7	XBFZZ	4730-00-196-1533	MS51953-174	96906	NIPPLE	C EA	1
36	8	XBFZZ	4730-00-261-4219	MS39231-8	96906	ELBOW, PIPE, STREET: 45 DEG, 1 1/2-11 1/2 THD SIZE	C EA	1
36	9	XBFZZ	4730-00-196-1532	MS51953-173	96906	NIPPLE	C EA	1
36	10	XBFZZ	4730-00-010-5422	WWP521	81348	ELBOW, PIPE: 1 1/2-11 1/2 THD SIZE	C EA	2
36	11	XBFZZ		M551953-175	96906	NIPPLE	C EA	1
36	12	XBFZZ	4730-00-196-1509	MS51953-171	96906	NIPPLE	C EA	2
36	13	XBFZZ		10524-26	90595	NIPPLE	C EA	1
36	14	XBFZZ	4730-00-255-8260	WWP521	81348	CROSS, PIPE: 1 1/2-11 1/2 THD SIZE	C EA	1

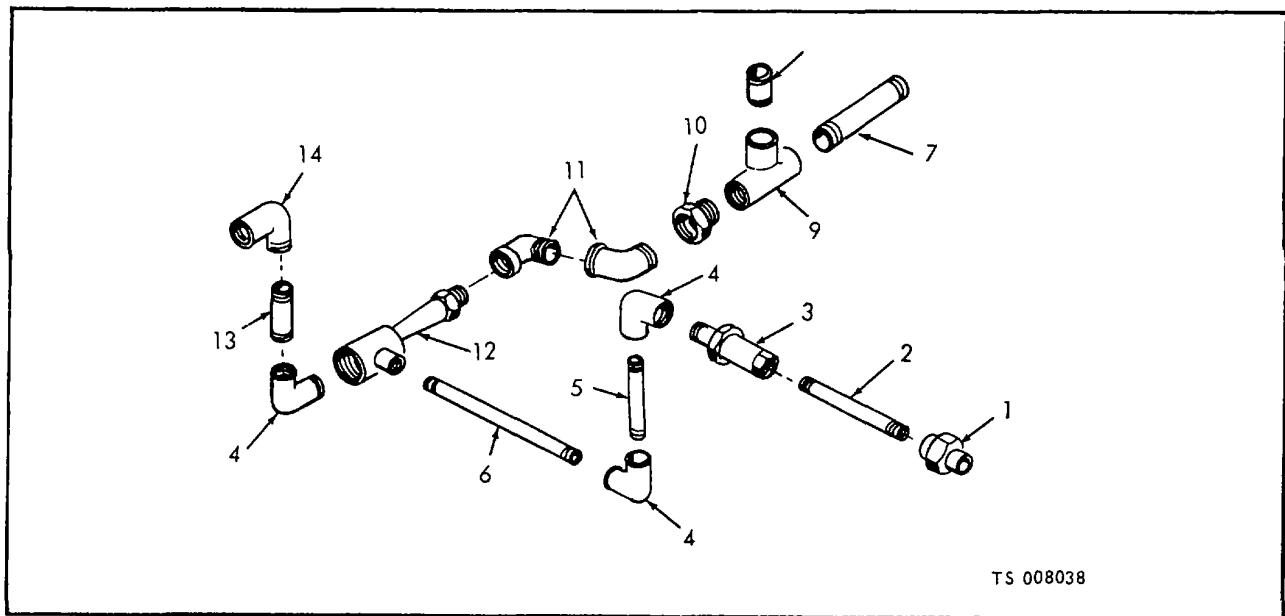
Figure 36. Pump to water tank piping (Model FT-500).



TS 008037

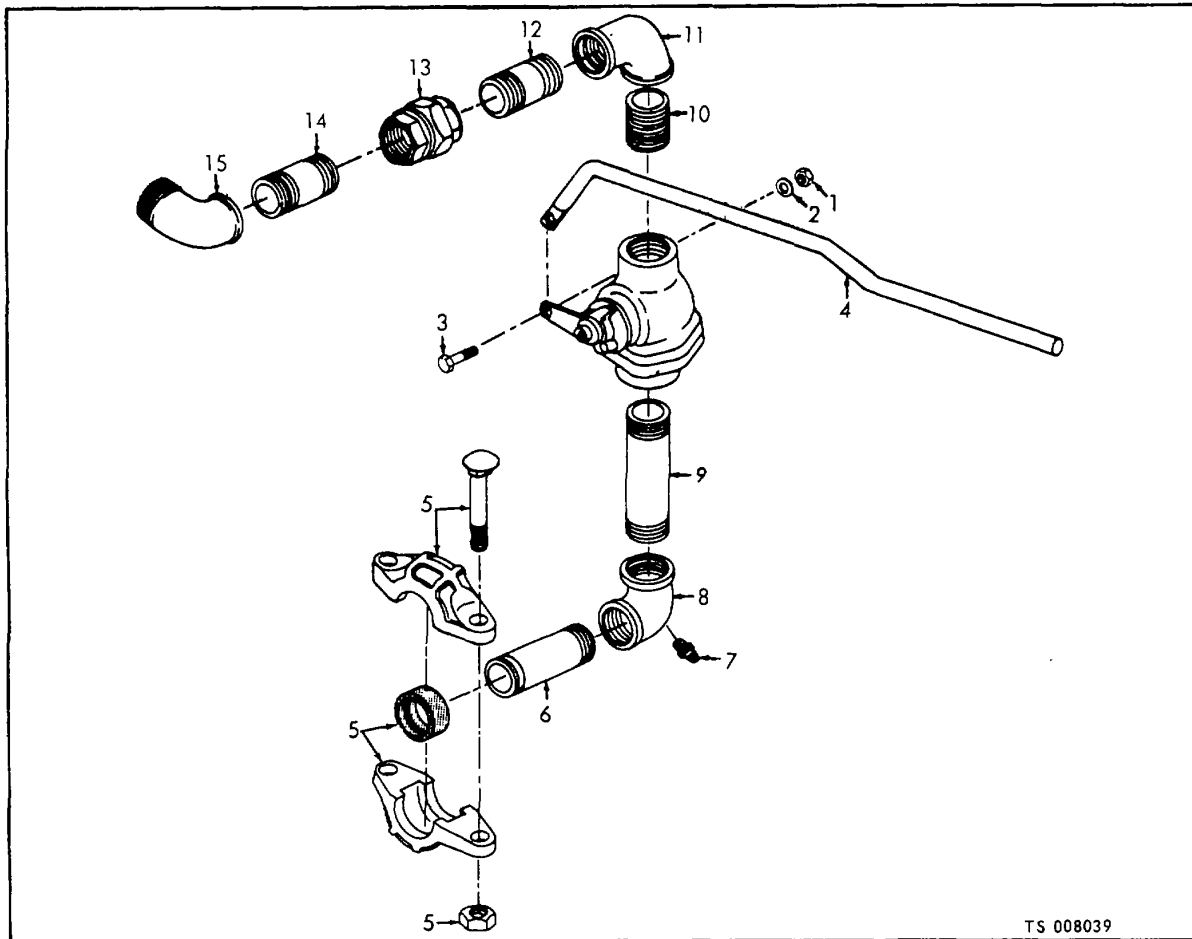
(1) ILLUSTRATION		(2)	(3)	(4)	(5)	(6) DESCRIPTION	(7)	(8)	
(a) FIG NO.	(b) ITEM NO.	SMR CODE	NATIONAL STOCK NUMBER	PART NUMBER	FSCM	UOC	U/M	QTY INC IN UNIT	
37	1	XBFZZ	4730-00-192-0722	43-01728	63734	NIPPLE, GROOVED: EDUCTOR TO FOAM TANK, 1-11 1/2 THD SIZE, 12 IN. LG	C	EA	1
37	2	XBFZZ	4730-00-278-4774			ELBOW, PIPE: EDUCTOR TO FOAM TANK, 90 DEG, 1-11 1/2 THD SIZE	A	EA	2
37	3	XBFZZ		43-01734	63734	NIPPLE, PIPE: EDUCTOR TO FOAM TANK, 1-11 1/2 THD SIZE, 9 3/4 IN. LG	A	EA	1
37	4	XBFZZ	4730-00-277-9669	MS51953-138	96906	NIPPLE, PIPE: EDUCTOR TO FOAM TANK, 1-11 1/2 THD SIZE, 12 IN. LG	A	EA	1
37	5	PAFZZ	4820-00-546-0724	V118	51378	VALVE, CHECK BALL	A	EA	1
37	6	XBFZZ	4730-00-249-1478			ELBOW, PIPE: EDUCTOR TO HOSE REEL, 90 DEG, 3/4-14 THD SIZE	A	EA	1
37	7	XBFZZ	4730-00-196-1500	MS51953-105	96906	NIPPLE, PIPE: EDUCTOR TO HOSE REEL, 3/4-14 THD SIZE, 4 IN. LG	A	EA	1
37	8	PAFZZ	4210-00-768-5950	53771	51378	EDUCTOR	A	EA	1
37	9	XBFZZ	4730-00-278-2699	179742	246:7	COUPLING, PIPE: EDUCTOR TO PUMP: 1 1/2-11 1/2 THD SIZE	A	EA	1
37	10	XBFZZ		MS51953-193	96906	NIPPLE, CLOSE: EDUCTOR TO PUMP, 1 1/2-11 1/2 THD SIZE, 2 IN. LG	A	EA	1
37	11	XBFZZ		179402	24617	BUSHING, REDUCER: EDUCTOR TO PUMP, 2-11 1/2 THD SIZE, 1 1/2-11 1/2 THD SIZE	A	EA	1
37	12	XBFZZ	4730-00-192-0730	43-01715	63734	NIPPLE, GROOVED: PIPING, 2-11 1/2 THD SIZE, 10 IN. LG	A	EA	1
37	13	XBFZZ	4730-00-017-9447	179447	24617	ELBOW, STREET: EDUCTOR TO PUMP, 90 DEG, 2-11 1/2 THD SIZE	A	EA	1
37	14	XBFZZ	4730-00-257-2124	43-01717	63734	TEE, PIPE: EDUCTOR TO PUMP, 2-11 1/2 THD SIZE	A	EA	1
37	15	XBFZZ	4730-00-021-9838	MS51953-194	96906	NIPPLE, PIPE: PUMP ADAPTOR, 2-11 1/2 THD SIZE, 2 1/2 IN. LG	A	EA	1

Figure 37. Educator and piping (Models M45A2WLF and M45AFTL-1).



(1) ILLUSTRATION		(2)	(3)	(4)	(5)	(6)	(7)	(8)
(a) FIG NO.	(b) ITEM NO.	SMR CODE	NATIONAL STOCK NUMBER	PART NUMBER	FSCM	DESCRIPTION	UOC	QTY INC IN UNIT
							U/M	
38	1	XBFZZ	4730-00-204-3391	WWU531	81348	UNION, PIPE: 1-11 1/2 THD SIZE	C	EA 1
38	2	XBFZZ	4730-00-196-1555	MS51953-129	36906	NIPPLE	C	EA 1
38	3	PAFZZ	4820-00-546-0724	V118	51378	VALVE, CHECK BALL	C	EA 1
38	4	XBFZZ	4730-00-278-4774	WWP52	81348	ELBOW, PIPE: 1-11 1/2 THD SIZE	C	EA 2
38	5	XBFZZ		10524-13	90598	NIPPLE	C	EA 1
38	6	XBFZZ	4730-00-196-1557	M551953-131	96906	NIPPLE	C	EA 1
38	7	XBFZZ	4730-00-196-1516	MS51953-198	96906	NIPPLE	C	EA 1
38	8	XBFZZ	4730-00-196-1472	MS51953-193	96906	NIPPLE	C	EA 1
38	9	XBFZZ	4730-00-010-5422	WWP521	81348	TEE, PIPE, 2 IN.	C	EA 1
38	10	XBFZZ	4730-00-204-3480	WWP471	81348	BUSHING, REDUCING: 1 1/2-11 1/2 THD SIZE, 2 IN. LG	C	EA 1
38	11	XBFZZ	4730-00-261-4219	M539231-8	96906	ELBOW, PIPE, STREET: 45 DEG, 1 1/2-11 1/2 THD SIZE	C	EA 2
38	12	PAFZZ	4210-00-768-5950	S3771	51378	EDUCTOR	C	EA 1
38	13	XBFZZ		10524-6	90598	NIPPLE	C	EA 1
38	14	XBFZZ	4730-00-249-1478	WWP521	81348	ELBOW, PIPE: 3/4-14 THD SIZE	C	EA 1

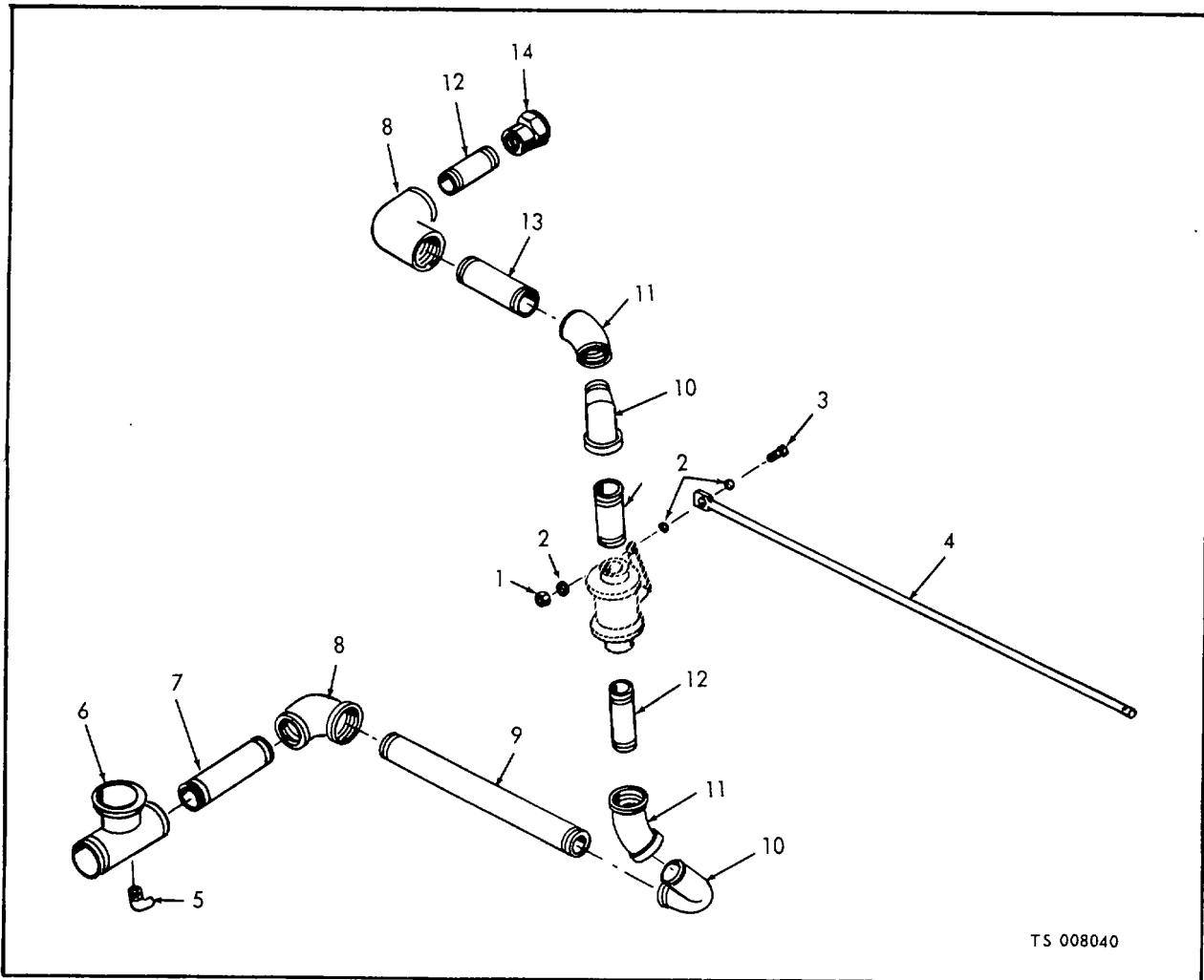
Figure 38. Educator and piping (Model FT-500).



TS 008039

(1) ILLUSTRATION		(2)	(3)	(4)	(5)	(6)	(7)	(8)	
(a) FIG NO.	(b) ITEM NO.	SMR CODE	NATIONAL STOCK NUMBER	PART NUMBER	FSCM	DESCRIPTION	UOC	U/M	QTY INC IN UNIT
39	1	PAOZZ	5310-00-012-0361	MS35649-102	96906	NUT, PLAIN, HEXAGON: ROD SUCTION VALVE MTG	A	EA	1
39	2	PAOZZ	5310-00-809-3078	MS15795-211	96906	WASHER, FLAT: SUCTION VALVE ROD MTG	A	EA	1
39	3	PAOZZ	5305-00-850-0265	MS6638-4	96906	SCREW, CAP, HEXAGON HEAD: SUCTION VALVE ROD MTG	A	EA	1
39	4	XBOZZ		40-01888	63734	ROD, VALVE OPERATING: TANK SUCTION	A	EA	1
39	5	XBFZZ	4730-00-489-4856	13020	79154	COUPLING: PIPING, WATER TANK TO PUMP, (2 INCL)	A	EA	1
39	6	XBFZZ	4730-00-192-0731	43-01714	63734	NIPPLE, GROOVED: WATER TANK TO PUMP, 2-11 THD SIZE, 7 IN. LG	A	EA	1
39	7	XBFZZ		1684L	70411	CONNECTOR, HALE: DRAIN TUBE	A	EA	1
39	8	XBFZZ	4730-00-277-5643	WWP521	81348	ELBOW, PIPE: WATER TANK TO PUMP, 90 DEG, 2-11 1/2 THD SIZE	A	EA	1
39	9	XBFZZ	4730-00-277-5643	MS51953-202	96906	NIPPLE, PIPE: WATER TANK TO PUMP, 2-11 THD SIZE, 7 IN. LG	A	EA	1
39	10	XBFZZ		MS51953-193	96906	NIPPLE, CLOSE: WATER TANK TO PUMP, 2-11 1/2 THD SIZE	A	EA	1
39	11	XBFZZ	4730-00-277-5643	WWP521	81348	ELBOW, PIPE: WATER TANK TO PUMP, 90 DEG, 2-11 1/2 THD SIZE	A	EA	1
39	12	XBFZZ		M551953-194	96906	NIPPLE, PIPE: WATER TANK TO PUMP, 2-11 1/2 THD SIZE, 2 1/2 IN. LG	A	EA	1
39	13	XBFZZ	4730-00-240-1672			UNION, PIPE: WATER TANK TO PUMP, 2 1 1/2 THD SIZE	A	EA	1
39	14	XBFZZ		M51953-195	96906	NIPPLE, PIPE: WATER TANK TC PUMP, 2-11 1/2 THD SIZE, 3 IN. LG	A	EA	1
39	15	XBFZZ	4730-00-253-4419	MS39230-9	96906	ELBOW, STREET: WATER TANK TO PUMP, 90 DEG, 2-11 1/2 THD SIZE	A	EA	1

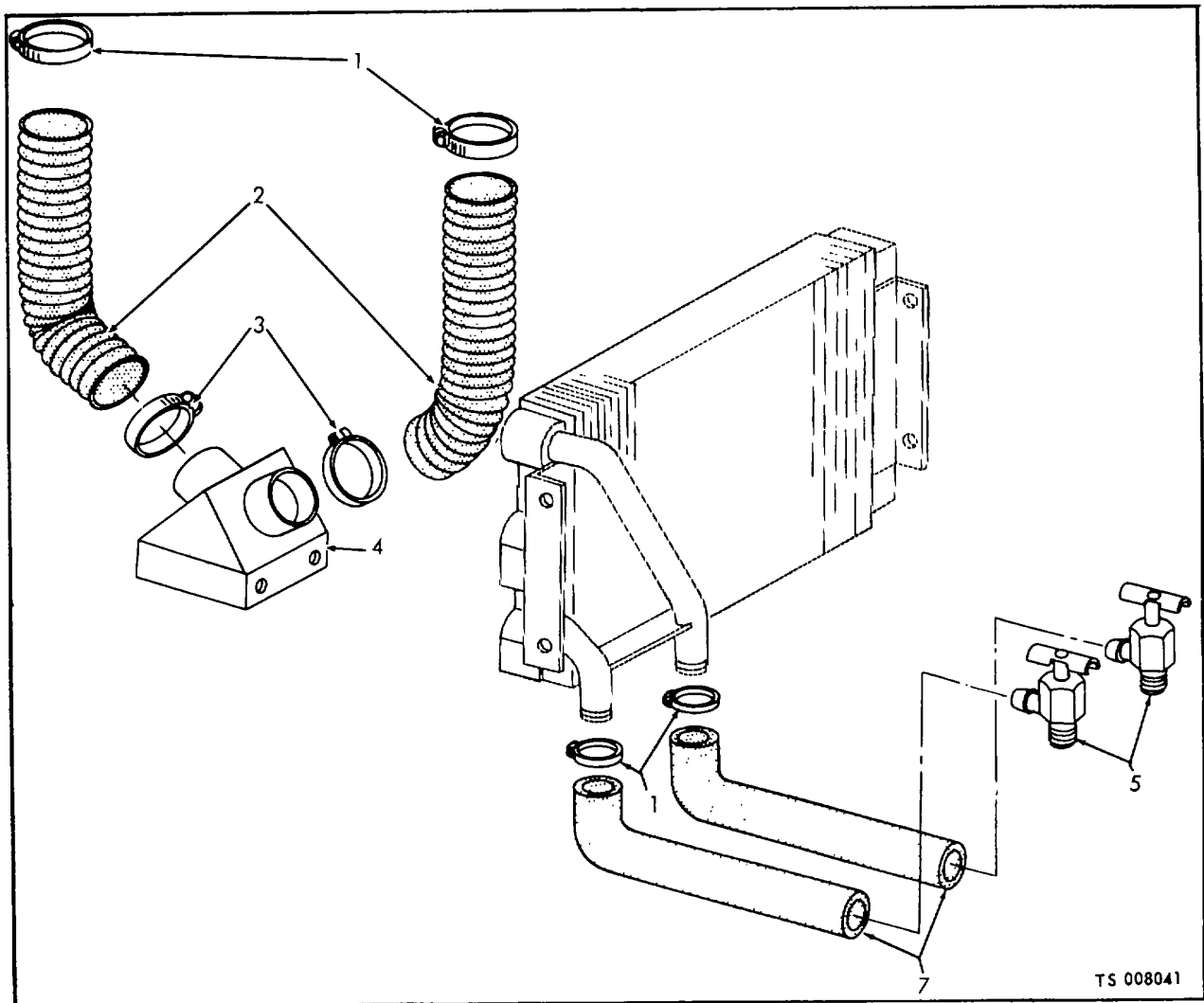
Figure 39. Water Pump to tank piping (models M45A2WLF and M45A2FTL-1).



TS 008040

(1) ILLUSTRATION		(2)	(3)	(4)	(5)	(6) DESCRIPTION	(7)	(8)
(a) FIG NO.	(b) ITEM NO.	SMR CODE	NATIONAL STOCK NUMBER	PART NUMBER	FSCM	UOC	U/M	QTY INC IN UNIT
40	1	XBOZZ	5310-00-780-4232	S108280	03481	NUT, RIVET: ROD MTG	C	EA 1
40	2	PAOZZ	5310-00-809-4058	MS27183-10	96906	WASHER, FLAT: ROD MTG	C	EA 3
40	3	PAOZZ	5305-00-993-1648	M5S352D7-265	96906	SCREW, MACHINE: ROD MTG	C	EA 1
40	4	XBOZZ	4730-00-196-1510	10525-1	90598	ROD, ACTUATING	C	EA 1
40	5	XBFZZ	4730-00-127-4461	MS51815-6	96906	ELBOW	C	EA 1
40	6	XBFZZ	4730-00-253-4419	179431	24617	TEE, PIPE: 2-11 1/2 THD SIZE	C	EA 1
40	7	XBFZZ	4730-00-196-1473	MS51953-217	96906	NIPPLE, PIPE: 2-11 1/2 THD SIZE, 2 1/2 IN. LG	C	EA 1
40	8	XBFZZ	4730-00-277-5643	WWP521	81348	ELBOW, PIPE: 90 DEG, 2-11 1/2 THD SIZE	C	EA 2
40	9	XBFZZ	4730-00-196-1510	10524-33	90598	PIPE	C	EA 1
40	10	XBFZZ	4730-00-253-4419	MS39230-9	96906	ELBOW, PIPE	C	EA 2
40	11	XBFZZ	4730-00-246-9207	WWP52	81348	ELBOW, PIPE: 45 DEG; 2-11 1/2 THD SIZE	C	EA 2
40	12	XBFZZ	4730-00-196-1510	MS51953-194	96906	NIPPLE	C	EA 3
40	13	XBFZZ	4730-00-196-1572	MS51953-199	96906	NIPPLE	C	EA 1
40	14	XBFZZ	4730-00-196-0910	WWP471	81348	BUSHING, REDUCING: 2-11 1/2 THD SIZE, 2 1/2-11 1/2 THD SIZE	C	CA 1

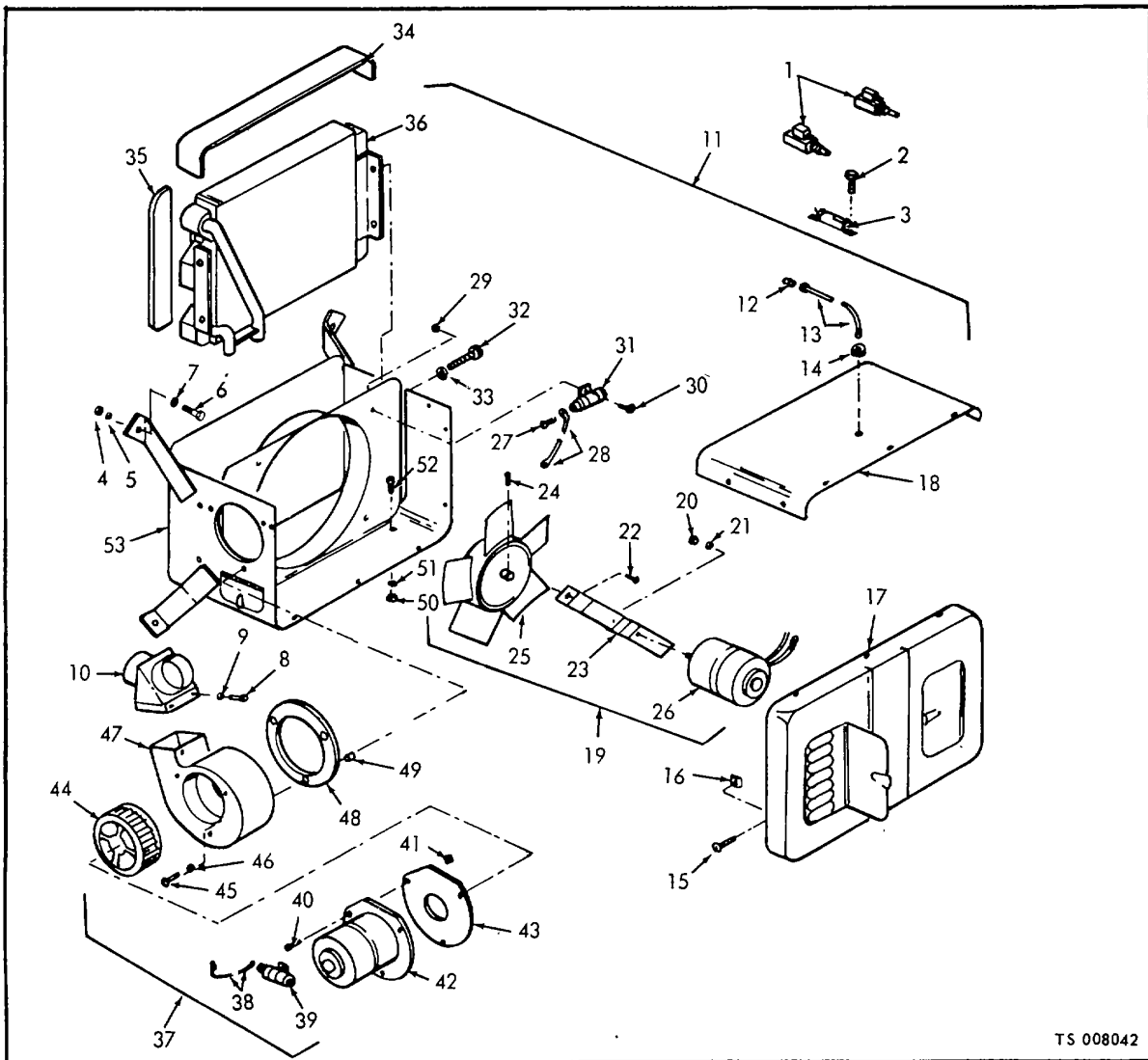
Figure 40. Water pump to tank piping (Model FT-500).



TS 008041

(1) ILLUSTRATION		(2)	(3)	(4)	(5)	(6) DESCRIPTION	(7)	(8)
(a) FIG NO.	(b) ITEM NO.	SMR CODE	NATIONAL STOCK NUMBER	PART NUMBER	FSCM	UOC	U/M	QTY INC IN UNIT
41	1	PAOZZ	4730-00-909-8627	MS35842-13	96906	GROUP 13 - HEATER		
41	2	MFOZZ		28-01244	63734	CLAMP, HOSE: DEFROSTER	A	EA 4
41						HOSE/FLEXIBLE: DEFROSTER	A	EA 2
41						MANUFACTURE FROM:		
41	2	PAFZZ				HOSE, FLEXIBLE, AIR DUCT, AS REQUIRED	A	FT
41		MFOZZ		ROSF3	81344	HOSE, FLEXIBLE: DEFROSTER	BC	EA 2
41						MANUFACTURE FROM:		
41			4720-00-288-8118			HOSE FLEXIBLE, AIR DUCT, 3 IN. DIA, AS REQUIRED		FT V
41	3	PAOZZ	4730-00-289-2356	MS3582-14	96906	CLAMP, HOSE: DEFROSTER		EA 4
41	4	XBOZZ		10572-95-1	82646	ADAPTOR, DEFROSTER HOSE: 2 TO 3 IN. OD, HOSE	BC	EA 2
41						TO DEFROSTER MTG		
41	5	XBOZZ		HV22563	73112	VALVE, HEATER		EA 2
41	6	PAOZZ		MS35842-11	96906	CLAMP, HOSE		EA 4
41	7	MFOZZ		28-01251	63734	HOSE, HEATER		EA 2
41						MANUFACTURE FROM:		
41		PAFZZ	4720-00-900-8630	ZZH428TYPE1	81349	HOSE, RUBBER, 5/8 ID, AS REQUIRED		FT
				CLASS				

Figure 41.Heater hoses and fitting.

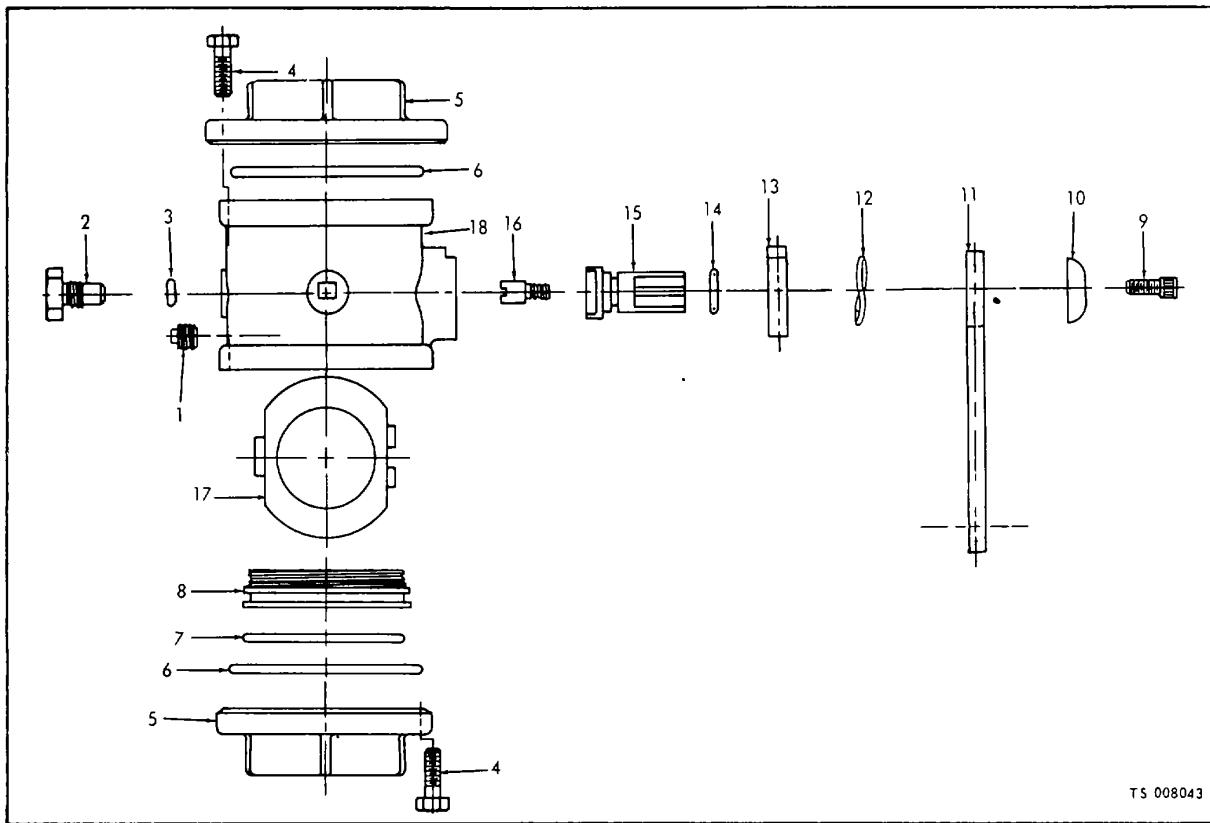


TS 008042

(1) ILLUSTRATION		(2)	(3)	(4)	(5)	(6) DESCRIPTION	(7)	(8)
(a) FIG NO.	(b) ITEM NO.	SMR CODE	NATIONAL STOCK NUMBER	PART NUMBER	FSCM	UOC	U/M	QTY INC IN UNIT
42	1	PAOZZ	5930-00-655-1513	MS35058-21	96906	SWITCH, TOGGLE	EA	2
42	2	PAOZZ		MS3505-21	96906	SCREW TAPPING, THREAD FORMING, RESIST OR MTG	C	EA
42	3	PAOZZ	5905-00-769-7338	FR25-10	24681	RESISTOR, FIXED	C	EA
42	4	PAOZZ		MS51967-5	96906	NUT, PLAIN, HEXAGON: HEATER MTG; 5/16-18 THD SIZE		EA
42	5	PAOZZ		MS35338-45	96906	WASHER, LOCK: HEATER MTG; 5/16 IN. SCREW SIZE		EA
42	6	PAOZZ		MS90725-42	96906	SCREW, CAP, HEXAGON HEAD: HEATER MTG, 5/16-18 THD SIZE, 2 1/2 IN. LG		EA
42	7	PAOZZ		MS27183-11	96906	WASHER, FLAT: HEATER MTG, 5/16 IN. SCREW SIZE		EA
42		XBOZZ		HV211794	73112	HEATER ASSEMBLY: VEHICLE		EA
42	8	PAOZZ		MS24929-46	96906	SCREW, MACHINE: WYE MTG		EA
42	9	PAOZZ		MH45904-60	96906	WASHER, LOCK: WYE MTG		EA
42	10	XBOZZ		HV23130	73112	DEFROSTER, WYE		EA

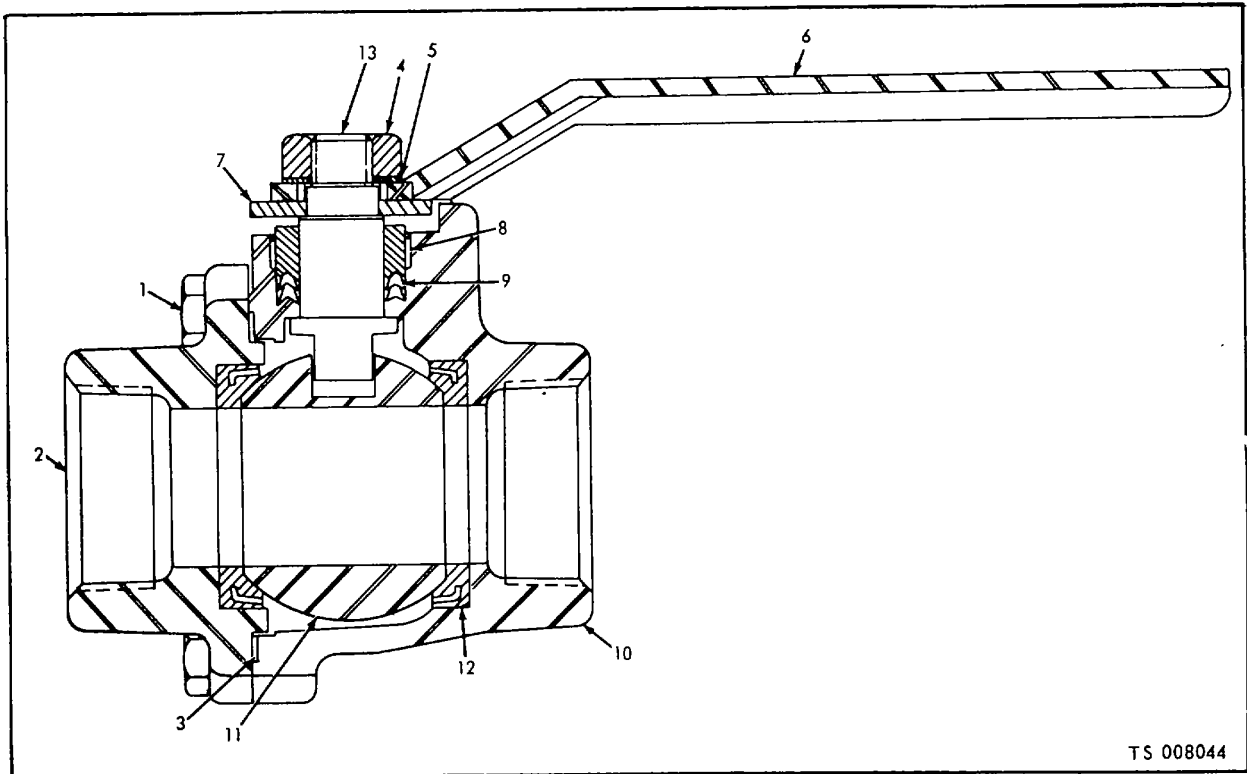
Figure 42.Heater components.

(1) ILLUSTRATION		(2)	(3)	(4)	(5)	(6) DESCRIPTION	(7)	(8) QTY INC IN UNIT
(a) FIG NO.	(b) ITEM NO.	SMR CODE	NATIONAL STOCK NUMBER	PART NUMBER	FSCM	UOC	U/M	
42	11	XAOZZ	2540-00-933-5184	HV220024	73112	HEATER	EA	1
42	12	XBOZZ		HV20658	73112	CONNECTOR	EA	1
42	13	XBOZZ		HV205166	73112	LEAD, ELECTRICAL: HEATER MOTOR	EA	1
42	14	XBOZZ	5325-00-687-3867	HV4108	73112	GROMMET: TOP COVER	EA	1
42	15	XBOZZ		SP1868	73112	SCREW, MACHINE: FRONT AND TOP PANEL MTG	EA	12
42	16	XBOZZ		SP6017	73112	NUT, STAMPED: FRONT AND TOP PANEL MTG	EA	12
42	17	XBDZZ		HV2095	73112	COVER ASSEMBLY, FRONT	EA	1
42	18	XBOZZ		HV2:670	73112	PANEL, TOP	EA	1
42	19	XBOZZ		HV22C028	73112	MOTOR AND FAN ASSEMBLY: HEATER	EA	1
42	20	PAOZZ	5310-00-696-5172	271166	21450	NUT ASSEMBLY, MOTOR MTG	EA	2
42	21	PAOZZ	5310-00-809-8514	MS27183-7	96906	WASHER, FLAT, MOTOR MTG	EA	2
42	22	PAOZZ	5306-00-018-6491	186491	24617	BOLT, ASSEMBLY: MOTOR BRACKET MTG	EA	2
42	23	XBOZZ		HV18966	73112	BRACKET, MOTOR	EA	1
42	24	PAOZZ	5305-00-724-5812	MS51964-65	96906	SETSCREW, FAN MTG	EA	1
42	25	PAOZZ	4140-00-784-2496	HV16339	73112	FAN, HEATER	EA	1
42	26	PAOZZ	6105-00-933-5372	HV19767	73112	MOTOR HEATER	EA	1
42	27	PAOZZ	5305-00-042-4333	42433	21450	SCREW ASSEMBLY, LEAD MTG	EA	2
42	28	XBOZZ		HV205538	73112	LEAD, ELECTRICAL	EA	1
42	29	PAOZZ	5310-00-012-0622	MS35649-82	96906	NUT ASSEMBLY: MOTOR CAPACITOR MTG	EA	1
42	30	PAOZZ		456345	24617	SCREW ASSEMBLY, CAPACITOR MTG	EA	1
42	31	PAOZZ	5910-00-668-8182	48P6	56289	CAPACITOR, HEATER	EA	1
42	32	PAOZZ		MS24929-46	96906	SCREW, MACHINE: CORE HEATER MTG	EA	4
42	33	PAOZZ	5310-00-080-9786	MS45904-60	96906	WASHER, LOCK: CORE HEATER MTG	EA	4
42	34	XBOZZ		HV20708	73112	SPACER, CORE: TOP AND BOTTOM	EA	2
42	35	XBOZZ		HV20754	73112	SPACER, CORE, ENDS	EA	2
42	36	XBOZZ		HV20703	73112	CORE, HEATER	EA	1
42	37	XBOZZ		HV220030	73112	MOTOR AND WHEEL ASSEMBLY, DEFROSTER	EA	1
42	38	XBDZZ		HV205539	73112	LEAD, ELECTRICAL CAPACITOR	EA	1
42	39	PAOZZ	5910-00-668-8182	48P6	628J	CAPACITOR: HEATER	EA	1
42	40	XBOZZ	2540-00-233-8279	5P1868	73112	SCREW, CAP, HEXAGON HEAD: MOTOR DEFROSTER MTG	EA	4
42	41	XBOZZ	5310-00--482-6993	SP6017	73112	NUT, STAMPED, MOTOR DEFROSTER MTG	EA	4
42	42	PAOZZ	6105-00-953-5372	HV19767	73112	MOTOR, DEFROSTER	EA	1
42	43	PAOZZ	2540-00-3914-3111	HV16551	73112	GASKET: MOTOR MTG	EA	1
42	44	XBOZZ	4140-00-1482-2667	HV20331	73112	WHEEL, BLOWER: DEFROSTER	EA	1
42	45	PAOZZ	5305-00-904-6211	MS35206-264	96906	SCREW, MACHINE: BLOWER HOUSING MTG	EA	3
42	46	PBOZZ	5310-00-112-1463	178378	73112	WASHER, LOCK: HOUSING MTG	EA	3
42	47	XBOZZ		HV209560	73112	HOUSING, BLOWER	EA	1
42	48	PAOZZ	2540-00-933-5185	HV20481	73112	GASKET: BLOWER HOUSING	EA	1
42	49	XBOZZ		HV18289	73112	SPACER: DEFROSTER HOUSING MTG	EA	1
42	50	PAOZZ	5310-00-761-6882	MS51967-2	96906	NUT, PLAIN, HEXAGON: HEATER HOUSING MTG	EA	3
42	51	PAOZZ	5310-00-010-3327	MS35338-14	96906	WASHER, LOCK: HEATER HOUSING MTG	EA	3
42	52	PAOZZ		MS90725-6	96906	SCREW, CAP, HEXAGON HEAD: HEATER HOUSING MTG	EA	3
42		XAOZZ		HV220027	73112	HOUSING, HEATER	EA	1
42		XBOZZ		HV25014	73112	BLOCK, SPACER HEATER	EA	1
42		PAOZZ	5305-00-042-4333	424333	21450	SCREW ASSEMBLY, CAPACITOR LEAD MTG	EA	2



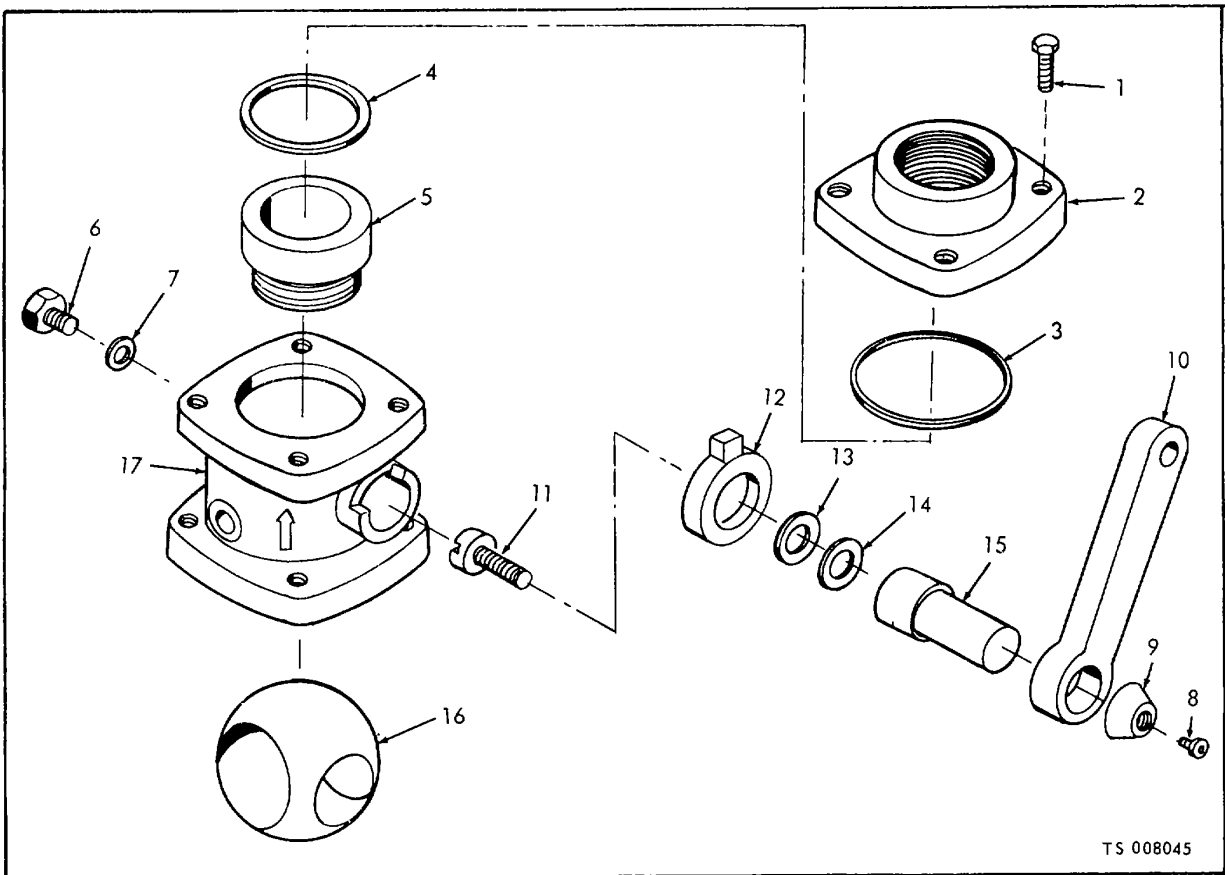
(1) ILLUSTRATION		(2)	(3)	(4)	(5)	(6)	(7)	(8)
(a) FIG NO.	(b) ITEM NO.	SMR CODE	NATIONAL STOCK NUMBER	PART NUMBER	FSCM	DESCRIPTION	UOC	QTY INC IN UNIT
						GROUP 14 - CONTROL VALVES		
43		PAFZZ	4820-00-115-3926	891-1-1-2	20266	VALVE, BALL: HOSE REEL	A	1
43	1	XBFZZ	4730-00-221-2136	MS20913-1S	96906	PLUG, PIPE: BODY, 1/8-27 THD SIZE		3
43	2	XBFZZ		61191	20266	SCREW, PIVOT: BALL		1
43	3	PAFZZ	5330-00-542-1420	MS29513-010	96906	PACKING, PREFORMED: PIVOT SCREW		1
43	4	PAFZZ	5305-00-068-0502	MS90725-6	96906	SCREW, CAP, HEXAGON: STEEL PLATED		8
43	5	XBFZZ		20055	20266	CAP, END		2
43	6	PAFZZ	5330-00-126-5312	MS29513-146	96906	PACKING, PREFORMED: CAP MTG		2
43	7	PAFZZ	5330-00-126-5306	MS29513-142	96906	PACKING, PREFORMED: SEAL ADJUSTING		1
43	8	PAFZZ	4820-00-115-2446	61348	20266	SEAL, ADJUSTMENT		1
43	9	PAFZZ	5350-00-988&7608	MS16995-36	96906	SCREW, CAP, SOCKET HEAD: HANDLE MTG		1
43	10	XBFZZ		71082	20266	WASHER, HANDLE		1
43	11	XBFZZ		36004	20266	HANDLE, VALVE		1
43	12	XBFZZ		71122	78189	WASHER, SPRING: HANDLE MTG		1
43	13	XBFZZ	4820-00-456-0035	51811	20266	PLATE, STOP, HANDLE		1
43	14	PAFZZ	5330-00-248-3840	MS29513-014	96906	PACKING, PREFORMED: ACTUATOR SHAFT		1
43	15	XBFZZ		61463	20266	SHAFT, ACTUATING		1
43	16	XBFZZ		61281	20266	SCREW, ACTUATOR SHAFT		1
43	17	XBFZZ		15056	20266	BALL, VALVE		1
43	18	XBFZZ		16269	20266	BODY, VALVE		1

Figure 43. Hose reel ball valve (Model M45A2WLF).



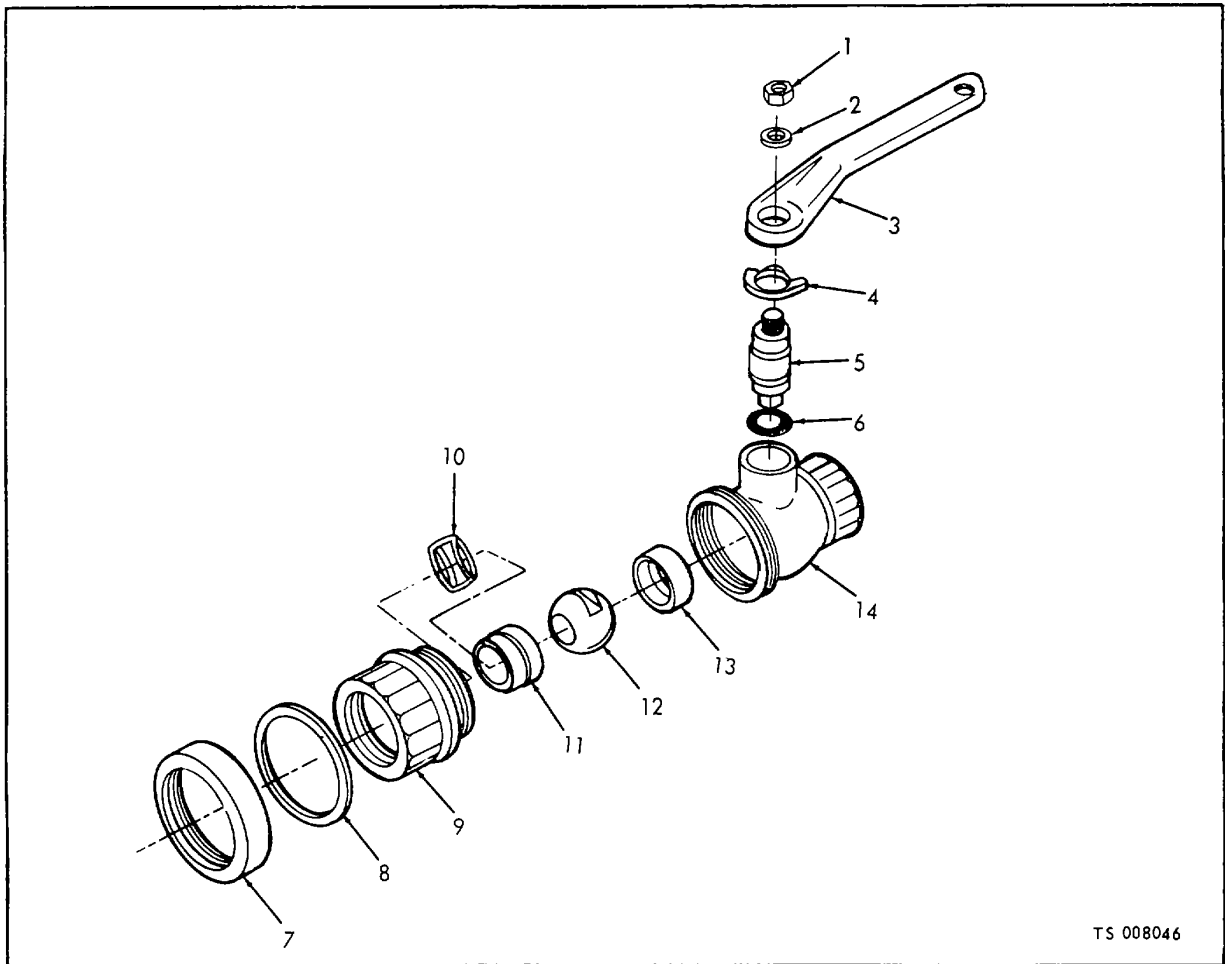
(1) ILLUSTRATION		(2)	(3)	(4)	(5)	(6) DESCRIPTION	(7)	(8)	
(a) FIG NO.	(b) ITEM NO.	SMR CODE	NATIONAL STOCK NUMBER	PART NUMBER	FSCM	UOC	U/M	QTY INC IN UNIT	
44		PAFZZ		509-0021	51378	VALVE, BALL: 1 1/2 IN. NPT	B	EA	3
44	1	PAFZZ		MS90725-33	96906	SCREW, CAP, HEXAGON HEAD: BODY MTG	B	EA	6
44	2	XBFZZ		109-0043	51378	CAP, BODY	B	EA	1
44	3	PAFZZ		20-10777	51378	GASKET, BODY	B	EA	1
44	4	PAFZZ	5310-00-891-1734	M535691-34	96906	NUT, PLAIN, HEXAGON: CADMIUM PLATED	B	EA	1
44	5	PAFZZ	5310-00-194-1483	MS35333-44	96906	WASHER, LOCK: CADMIUM PLATED	B	EA	1
44	6	XBFZZ		10572-8-7A	82646	HANDLE, VALVE, BALL: 1 1/2 IN.	B	EA	1
44	7	XBFZZ		109-0318	51378	PLATE, STOP	B	EA	1
44	8	XBFZZ		109-0079	51378	NUT, PACKING	B	EA	1
44	9	PAFZZ		4326-4	51378	PACKING, PREFORMED	B	EA	1
44	10	XBFZZ		109-0029	51378	BODY	B	EA	1
44	11	XBFZZ		21-00154	51378	BALL	B	EA	1
44	12	PAFZZ		20-05658	51378	SEAT, BALL	B	EA	2
44	13	XBFZZ		109-0568	51378	SHAFT, HANDLE	B	EA	1

Figure 44. Hose reel ball valve (Model M45A2FTL-1).



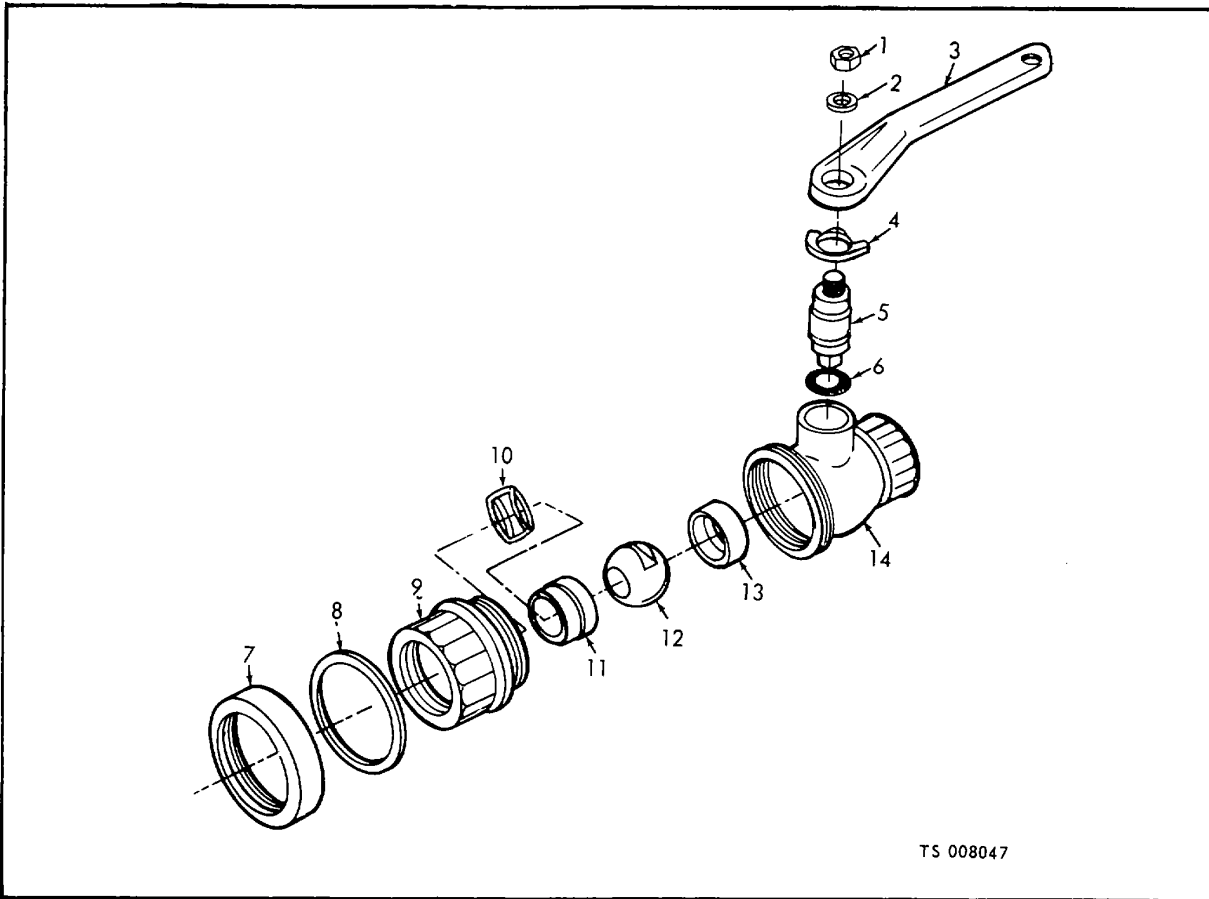
(1) ILLUSTRATION		(2)	(3)	(4)	(5)	(6) DESCRIPTION	(7)	(8)
(a) FIG NO.	(b) ITEM NO.	SMR CODE	NATIONAL STOCK NUMBER	PART NUMBER	FSCM	UOC	U/M	QTY INC IN UNIT
45		PAFZZ	4820-00-245-3972	890-1	20266	VALVE, BALL	C	EA 1
45	1	XBFZZ		PS213	20266	SCREW, CAP, HEXAGON HEAD: END CAP MTG	C	EA 8
45	2	XBFZZ		6504	20266	CAP, END	C	EA 2
45	3	PAFZZ	5330-00-255-0776	513-135	91265	PACKING, PREFORMED: END CAP	C	EA 2
45	4	PAFZZ	5330-00-255-078	513-130	91265	PACKING, PREFORMED: END CAP	C	EA 1
45	5	PAFZZ	5330-00-246-0394	5735	20266	SEAL, ADJUSTMENT	C	EA 1
45	6	XBFZZ		6503	20266	SCREW, SHAFT	C	EA 1
45	7	PAFZZ	5330-00-542-1420	27-5	91265	PACKING, PREFORMED	C	EA 1
45	8	XBFZZ		PS143	20266	SCREW, SOCKET HEXAGON HEAD: HANDLE MTG	C	EA 1
45	9	XBFZZ		5698	20266	WASHER, HANDLE	C	EA 1
45	10	XBFZZ		5668	20266	HANDLE, VALVE	C	EA 1
45	11	XBFZZ		6632	20266	SCREW, BALL, PIVOT	C	EA 1
45	12	XBFZZ	4820-00-456-0035	6313	20266	STOP, PLATE	C	EA 1
45	13	XBFZZ		3515-26-01-0511	78189	WASHER, SPRING	C	EA 1
45	14	PAFZZ	5330-00-967-4644	513-14	91265	PACKING, PREFORMED	C	EA 1
45	15	XBFZZ		6375	20266	SHAFT, ACTUATOR	C	EA 1
45	16	XBFZZ		5602	20266	BALL, VALVE	C	EA 1
45	17	XBFZZ		6505	20266	BODY, VALVE	C	EA 1

Figure 45. Hose reel ball valve (Model FT-500).



(1) ILLUSTRATION		(2)	(3)	(4)	(5)	(6) DESCRIPTION	(7)	(8)
(a) FIG NO.	(b) ITEM NO.	SMR CODE	NATIONAL STOCK NUMBER	PART NUMBER	FSCM	UOC	U/M	QTY INC IN UNIT
46	PAFZZ		4210-00-993-4181	V2159	51378	VALVE, BALL: FOAM LINE	A	EA 1
46	1	XBFZZ		ON7D	51378	NUT, JAM: HANDLE MTG	A	EA 1
46	2	XBFZZ		OWS12-7A	51378	WASHER, HANDLE	A	EA 1
46	3	XBFZZ		V5483	51378	HANDLE, VALVE	A	EA 1
46	4	XBFZZ		V1642	51378	PLATE, STOP: HANDLE	A	EA 1
46	5	XBFZZ		V1647	51378	STEM, VALVE	A	EA 1
46	6	PAFZZ	4210-00-591-1798	H01LLL	51378	PACKING, PREFORMED: VALVE STEM	A	EA 1
46	7	XBFZZ		V103	51378	NUT, COUPLING	A	EA 1
46	8	XBFZZ	4210-00-970-6323	V114	51378	SHIM: CAP MTG	A	EA 1
46	9	XBFZZ		V1645	51378	CAP, BODY	A	EA 1
46	10	XBFZZ		V108	51378	SPRING, BALL RETAINER	A	EA 1
46	11	XBFZZ	4820-00-070-6303	V107	51378	RETAINER, VALVE BALL	A	EA 1
46	12	XBFZZ	4210-00-211-6440	VC104	51378	BALL, VALVE	A	EA 1
46	13	XBFZZ	4210-00-288-9330	V495	51378	SEAT, VALVE BALL	A	EA 1
46	14	XAFZZ		V1644	51378	BODY, VALVE	A	EA 1

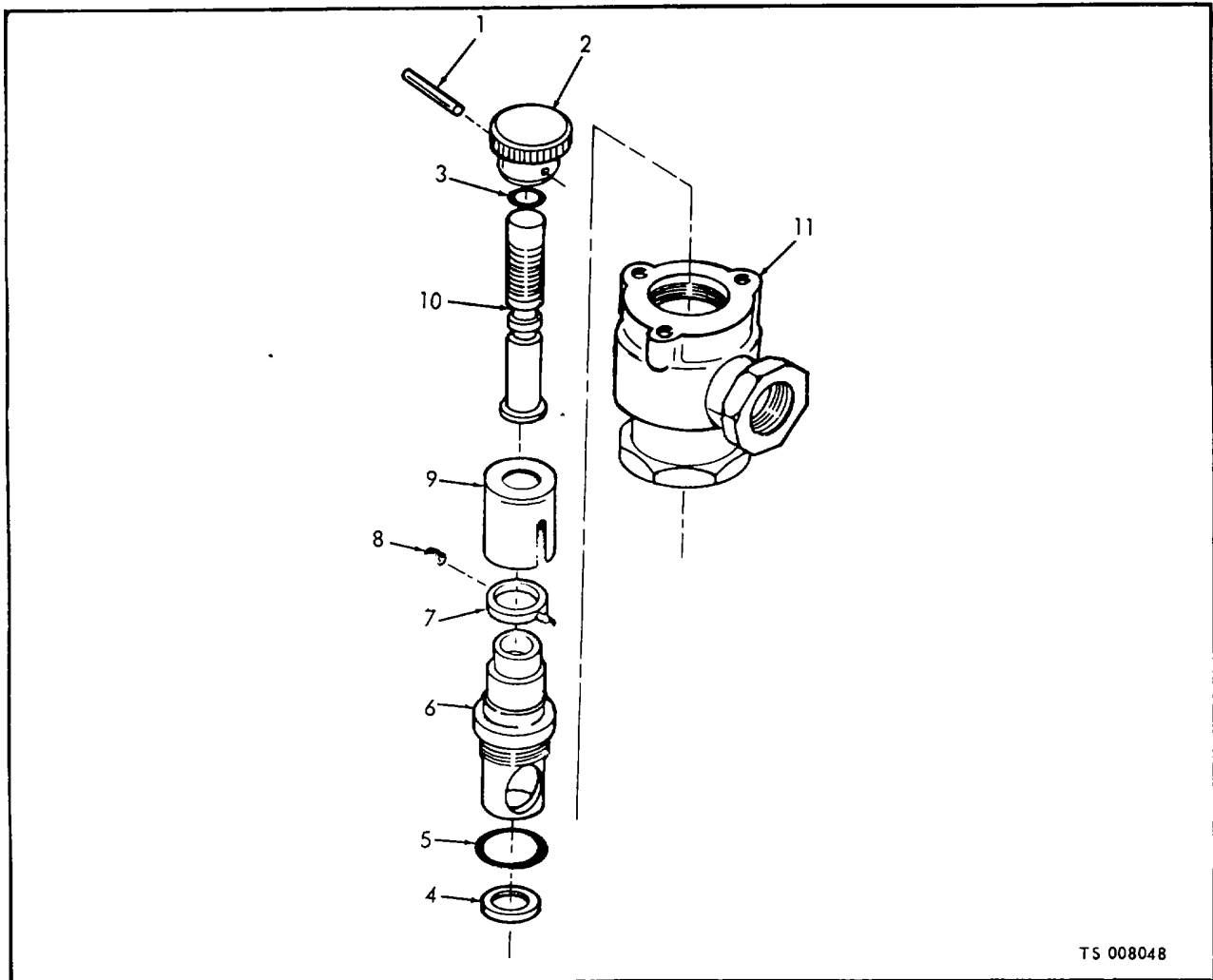
Figure 46. Foam line ball valve (Model M45A2WLF).



TS 008047

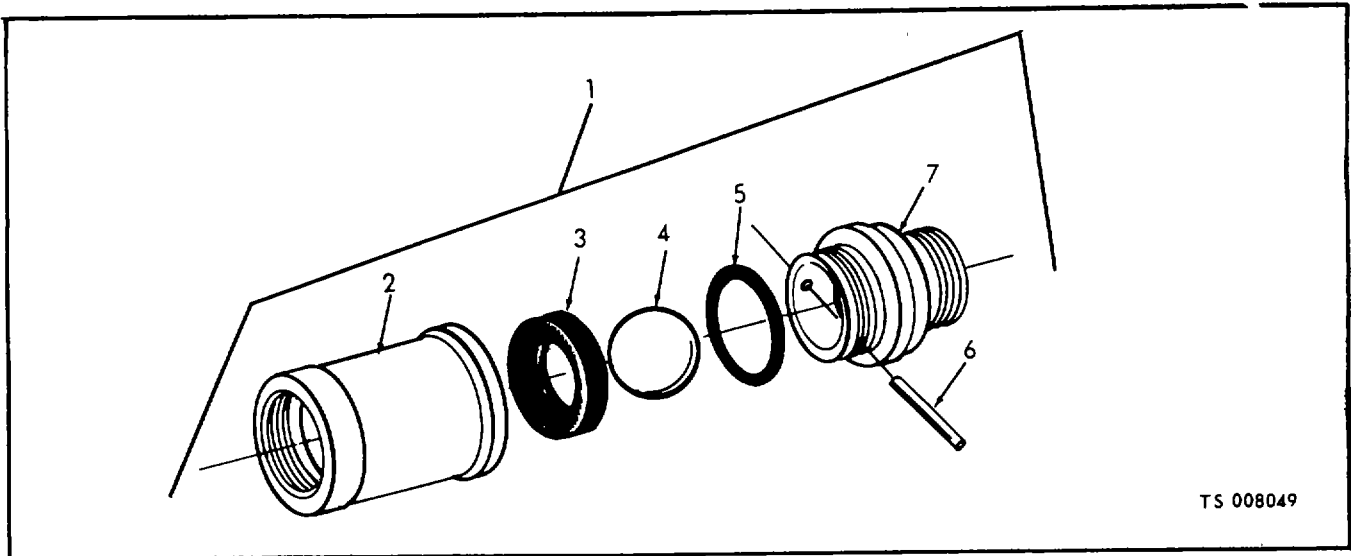
(1) ILLUSTRATION		(2)	(3)	(4)	(5)	(6) DESCRIPTION	(7)	(8)	
(a) FIG NO.	(b) ITEM NO.	SMR CODE	NATIONAL STOCK NUMBER	PART NUMBER	FSCM	UOC	U/M	QTY INC IN UNIT	
47		PAFZZ	4820-00-818-7483	V1654	51378	VALVE, BALL: HOSE REEL LINES, 3/4 IN.	A	EA	1
47	1	XBFZZ	5310-00-543-5973	ON6P	51378	NUT, JAM: HANDLE MTG	A	EA	1
47	2	XBFZZ		OWS12-6A	51378	WASHER, HANDLE	A	EA	1
47	3	XBFZZ		V5482	51378	HANDLE, VALVE	A	EA	1
47	4	XBFZZ	4820-00-126-5380	V1641	51378	PLATE, STOP: HANDLE	A	EA	1
47	5	XBFZZ		V651	51378	STEM, VALVE	A	EA	1
47	6	PAFZZ	4210-00-790-6319	H10108	51372	PACKING, PREFORMED: VALVE STEM	A	EA	1
47	7	XBFZZ		V78	51378	NUT, COUPLING	A	EA	1
47	8	XBFZZ	5340-00-641-9018	V89	51378	SHIM: CAP MTG	A	EA	1
47	9	XBFZZ		V1617	51378	CAP, BODY	A	EA	1
47	10	XBFZZ		V83	51378	SPRING, BALL RETAINER	A	EA	1
47	11	XBFZZ	4210-00-211-6445	V82	51378	RETAINER, VALVE BALL	A	EA	1
47	12	XBFZZ	4210-00-215-1348	VC79	51378	BALL, VALVE	A	EA	1
47	13	XBFZZ		V494	51378	SEAT, BALL	A	EA	1
47	14	XBFZZ		V1616	51378	BODY, VALVE	A	EA	1

Figure 47. Hose reel ball valve 3/4 in (Model M45A2WLF).



(1) ILLUSTRATION		(2)	(3)	(4)	(5)	(6) DESCRIPTION	(7)	(8)
(a) FIG NO.	(b) ITEM NO.	SMR CODE	NATIONAL STOCK NUMBER	PART NUMBER	FSCM	UOC	U/M	QTY INC IN UNIT
48		PAFZZ	4210-00-580-0883	S4523	51378	VALVE METERING	EA	1
48	1	PAFZZ	5315-00-687-3789	MS9048-106	96906	PIN, SPRING, STEEL	EA	1
48	2	XBFZZ		S5459	51378	KNOB, CONTROL SHAFT	EA	1
48	5	PAFZZ	5330-00-585-6663	MS28775-110	96906	PACKING, PREFORMED: VALVE SHAFT	EA	1
48	4	XBFZZ		S3784	51378	SEAT	EA	1
48	5	PAFZZ	5330-00-579-7914	MS528775-217	96906	PACKING, PREFORMED: CAP MTG	EA	1
48	6	XBFZZ		S4242	51378	CAP	EA	1
48	7	XBFZZ		S3736	51378	POINTER, INDICATOR	EA	1
48	8	PAFZZ	5305-00-719-5336	MS51963-33	96906	SETSCREW, HEXAGON SOCKET HEAD: CUP POINT	EA	1
48	9	XBFZZ		S3733	51378	CUP, INDICATOR	EA	1
48	10	XBFZZ		S3732	51378	SHAFT	EA	1
48	11	XBFZZ		S3731	51378	BODY: VALVE	EA	1

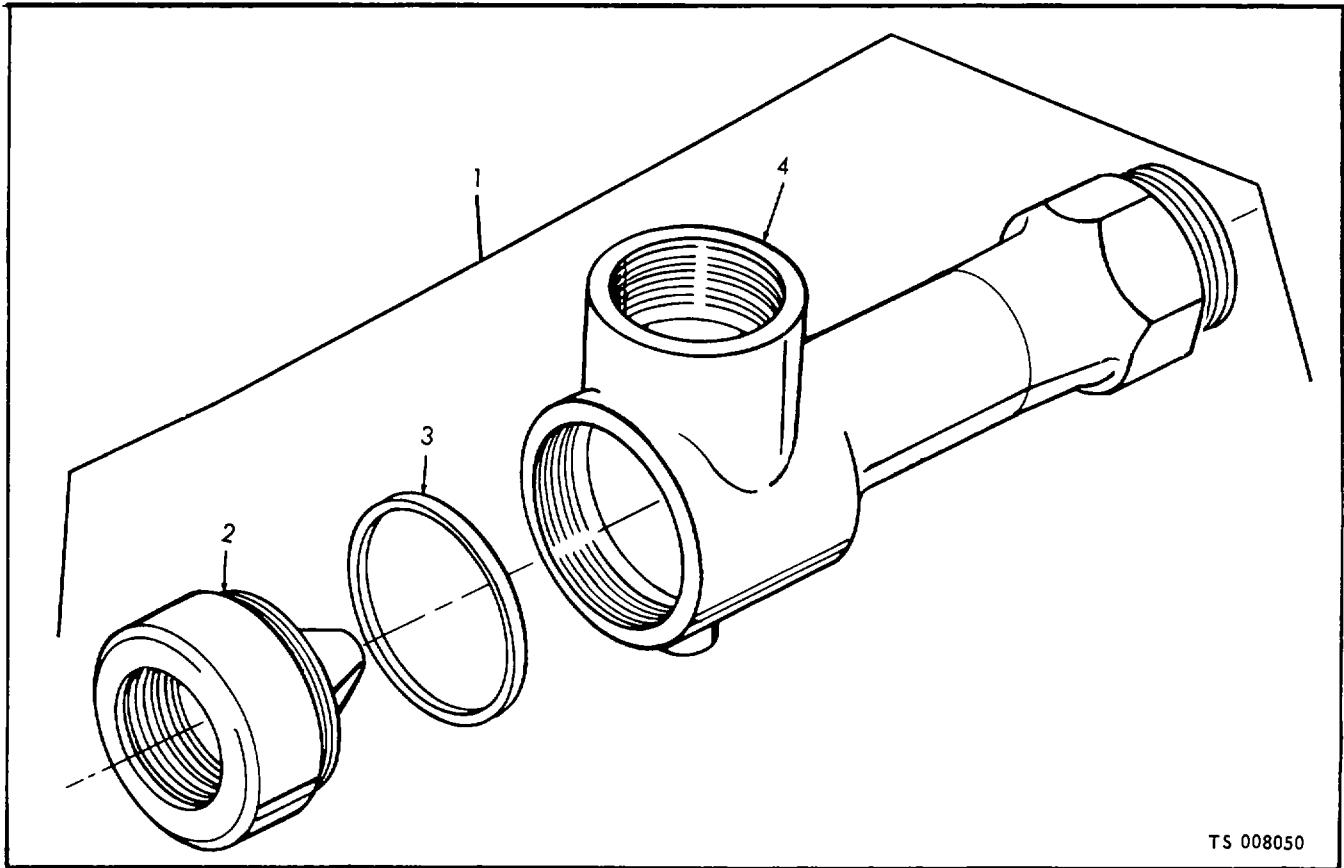
Figure 48. Metering valve.



TS 008049

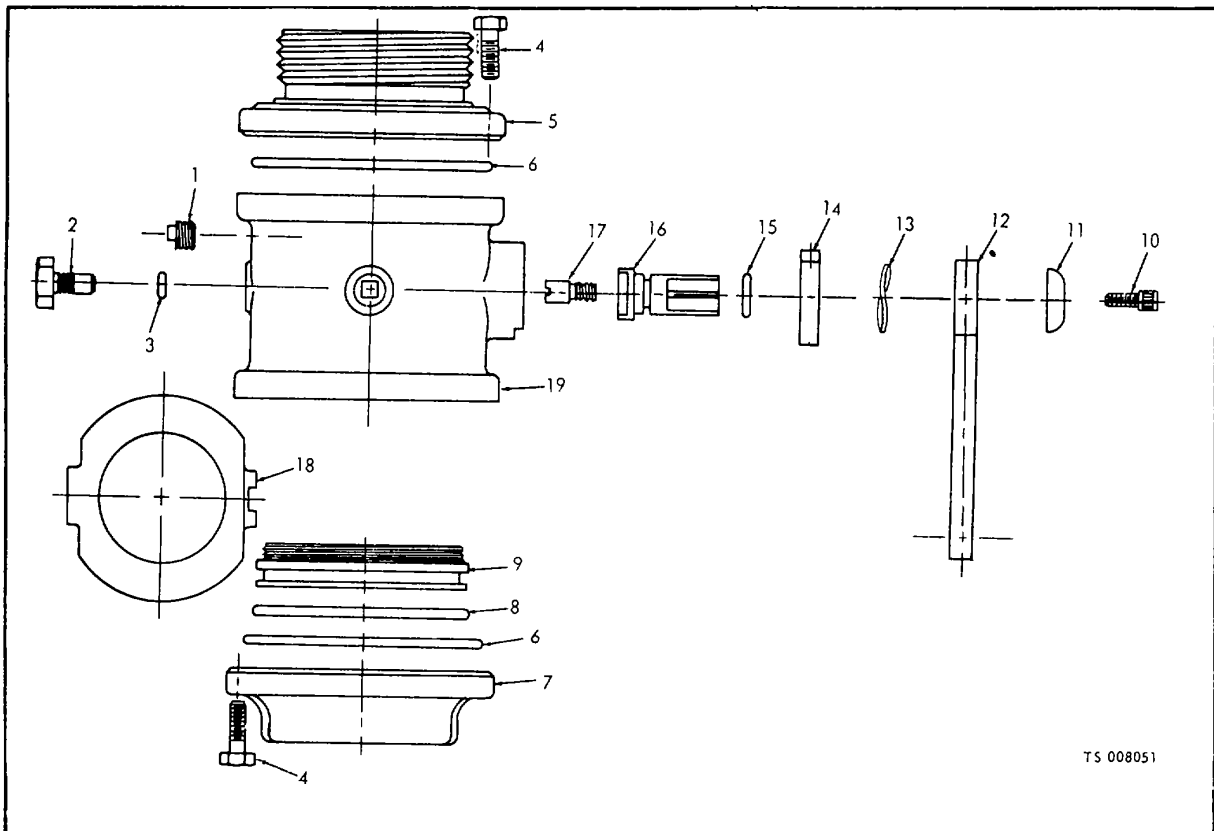
(1) ILLUSTRATION		(2)	(3)	(4)	(5)	(6) DESCRIPTION	(7)	(8)
(a) FIG NO.	(b) ITEM NO.	SMR CODE	NATIONAL STOCK NUMBER	PART NUMBER	FSCM	UOC	U/M	QTY INC IN UNIT
49	1	PAFZZ	4820-00-546-0742	V118	51378	VALVE, BALL CHECK,) IN. LG	EA	1
49	2	XAFZZ	4210-00-215-1350	V120	51378	CAP, BODY	EA	1
49	3	XAFZZ	4210-00-391-5718	S3216	51378	SEAT, BALL	EA	1
49	4	XAFZZ		V121	51378	BALL, VALVE	EA	1
49	5	XAFZZ		H20102	51378	PACKING, PREFORMED: VALVE BALL	EA	1
49	6	XBFZZ	5315-00-291-1375	V122	51378	PIN, RETAINER: BALL	EA	1
49	7	XAFZZ		V119	51378	BODY, VALVE	EA	1

Figure 49. Check valve.



(1) ILLUSTRATION		(2)	(3)	(4)	(5)	(6) DESCRIPTION	(7)	(8)
(a) FIG NO.	(b) ITEM NO.	SMR CODE	NATIONAL STOCK NUMBER	PART NUMBER	FSCM	UOC	U/M	QTY INC IN UNIT
50	1	PAFZZ	4210-00-768-5950	53771	51378	EDUCTOR: 1 2/2 IN. X 3/4 IN. LG NOZZLE GASKET: NOZZLE BODY, EDUCTOR	EA	1
50	2	XBFZZ		53772	51378		EA	1
50	3	PAFZZ	5340-00-641-9018	V89	51378		EA	1
50	4	XAFZZ		S3773	51378		EA	1

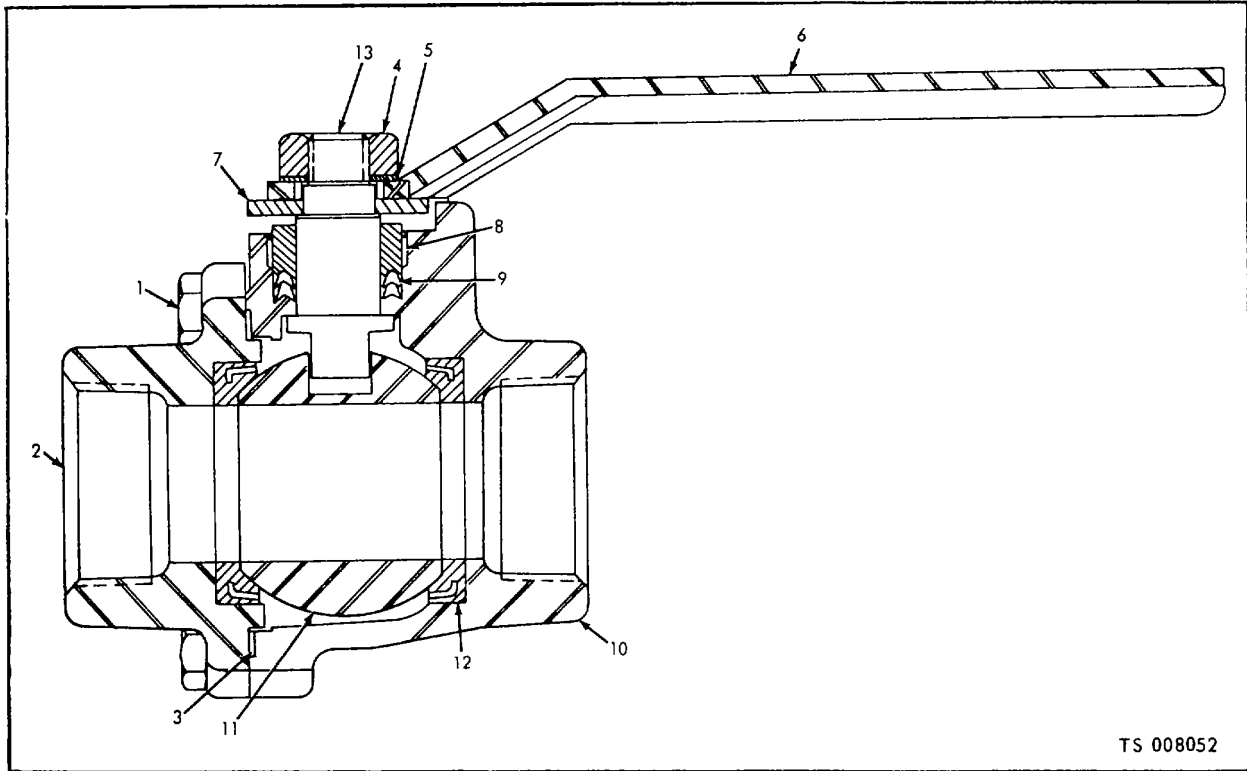
Figure 50. Educator.



TS 008051

(1) ILLUSTRATION		(2)	(3)	(4)	(5)	(6) DESCRIPTION	(7)	(8)
(a) FIG NO.	(b) ITEM NO.	SMR CODE	NATIONAL STOCK NUMBER	PART NUMBER	FSCM	UOC	U/M	QTY INC IN UNIT
51		PAFZZ	4210-00-393-4180	892-2	20266	VALVE, BALL: WATER TANK TO PUMP PIPING	AC EA	1
51	1	XBFZZ		271970	24617	PLUG, BODY	AC EA	3
51	2	XBFZZ	4210-00-804-2758	1439	20266	BOLT, PIVOT: BALL	AC EA	1
51	3	PAFZZ	5330-00-542-1420	27-5	91265	PACKING, PREFORMED: PIVOT BOLT	AC EA	1
51	4	PAFZZ	5306-00-225-8497	MS90725-32	96906	BOLT, MACHINE: VALVE CAP MTG	AC EA	4
51	5	XBFZZ		6447	20266	CAP, END	AC EA	1
51	6	PAFZZ	5330-00-126-5315	50838	20266	PACKING, PREFORMED: VALVE CAP MTG	AC EA	2
51	7	XBFZZ		6448	20266	CAP, END	AC EA	1
51	8	PAFZZ	5330-00-126-5310	513-134	91265	PACKING, PREFORMED: SEAL ADJUSTING	AC EA	1
51	9	PAFZZ	4820-00-115-2447	5730	20266	SEAL, ADJUSTING	AC EA	1
51	10	XBFZZ		9421063	24617	SCREW, SOCKET HEAD: HANDLE MTG	AC EA	1
51	11	XBFZZ		5698	20266	SPACER, HANDLE	AC EA	1
51	12	XBFZZ		5668	20266	HANDLE, VALVE	AC EA	1
51	13	XBFZZ		3515-26-01-0511	78189	WASHER, SPRING: HANDLE MTG	AC EA	1
51	14	XBFZZ	4820-00-456-0035	6373	20266	STOP, HANDLE	AC EA	1
51	15	PAFZZ	4210-00-967-4644	513-14	91265	PACKING, PREFORMED: ACTUATING SHAFT	AC EA	1
51	16	XBFZZ		6375	20266	SHAFT, ACTUATING	AC EA	1
51	17	XBFZZ		6364	20266	PINION, SHAFT	AC EA	1
51	18	XBFZZ	4820-00-456-0036	5729	20266	BALL, VALVE	AC EA	1
51	19	XBFZZ		6449	20266	BODY, VALVE	AC EA	1

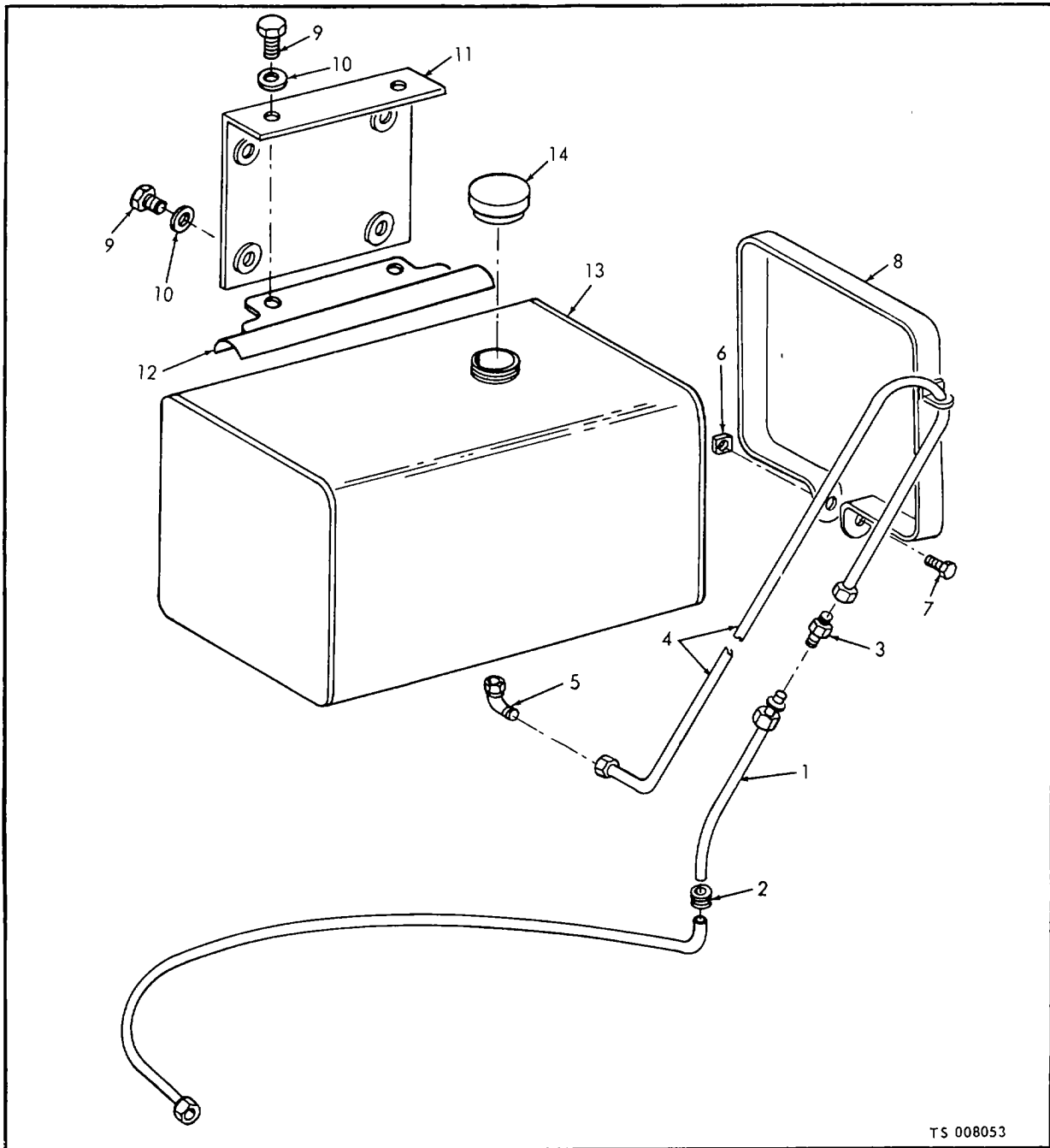
FIGURE 51. VALVE, WATER TANK.



TS 008052

(1) ILLUSTRATION		(2)	(3)	(4)	(5)	(6) DESCRIPTION	(7)	(8)	
(a) FIG NO.	(b) ITEM NO.	SMR CODE	NATIONAL STOCK NUMBER	PART NUMBER	FSCM	UOC	U/M	QTY INC IN UNIT	
52		PAFZZ		509-0024	51378	VALVE, BALL: 2 IN.	B	EA	1
52	1	PAFZZ	5305-00-006-6574	MS90725-60	96906	SCREW, CAP, HEXAGON HEAD: BODY MTG; CADMIUM PLATED	AB	EA	6
52	2	XBFZZ		109-0045	51378	CAP, BODY	B	EA	1
52	3	PAFZZ		20-01891	51378	PACKING, PREFORMED	B	EA	1
52	4	PAFZZ	5310-00-891-1734	MS35691-34	96906	NUT, PLAIN, HEXAGON: CADMIUM PLATED	B	EA	1
52	5	PAFZZ	5310-00-194-1483	MS35333-44	969D6	WASHER, LOCK: CADMIUM PLATED	B	EA	1
52	6	XBFZZ		10572-8&7A	82646	HANDLE, VALVE, BALL: 2 IN.	B	EA	1
52	7	XBFZZ		109-0318	51378	PLATE, STOP	B	EA	1
52	8	XBFZZ		109-0079	51378	NUT, PACKING	B	EA	1
52	9	PAFZZ		4326-4	511378	PACKING, PREFORMED	B	EA	2
52	10	XAFZZ		109-0031	51378	BODY	B	EA	1
52	11	XBFZZ		21-00204	51378	BALL	B	EA	1
52	12	PAFZZ		20-05147	51378	SEAT, BALL	B	EA	2
52	13	XBFZZ		109-0569	51378	SHAFT, HANDLE	B	EA	1

Figure 52. Ball valve, 2 in.

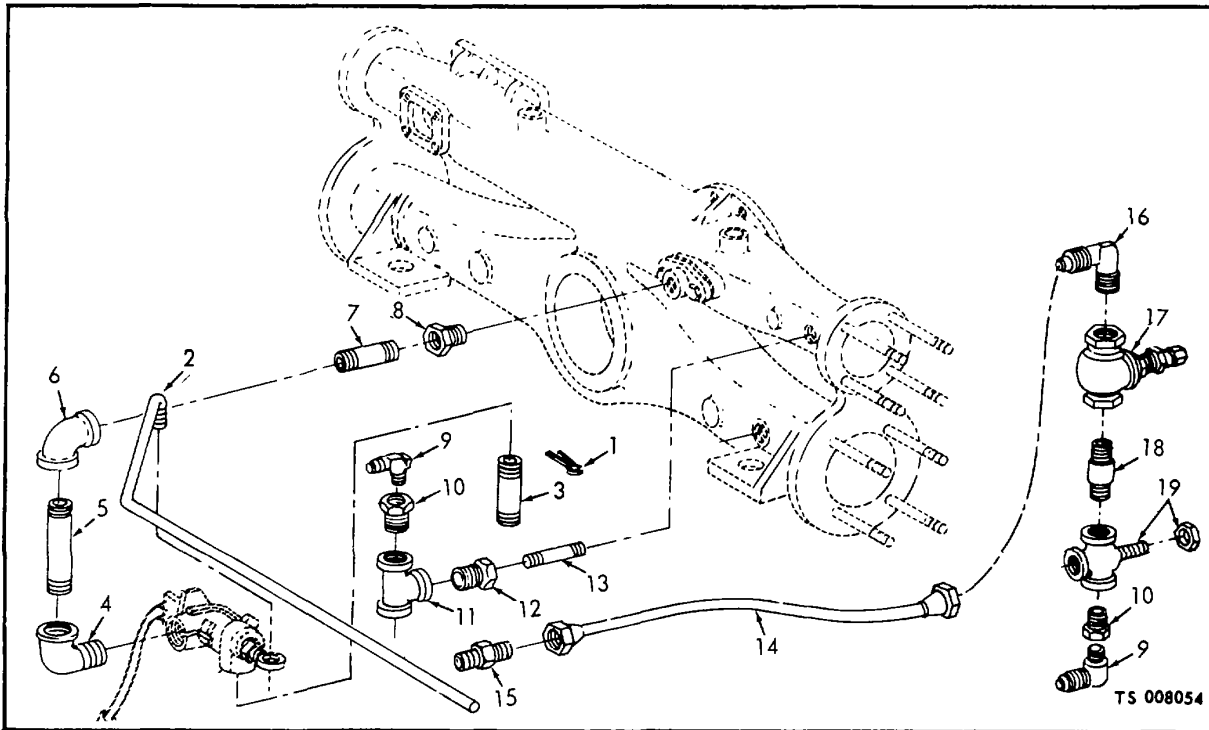


TS 008053

(1) ILLUSTRATION		(2)	(3)	(4)	(5)	(6) DESCRIPTION	(7)	(8)
(a) FIG NO.	(b) ITEM NO.	SMR CODE	NATIONAL STOCK NUMBER	PART NUMBER	FSCM	UOC	U/M	QTY INC IN UNIT
53	1	MFOZZ		44-00188-76	63734	GROUP 15 - TANK ASSEMBLY, WATER TUBE ASSEMBLY: PRIMING TANK TO PRIMING PUMP MANUFACTURE FROM:	EA	1

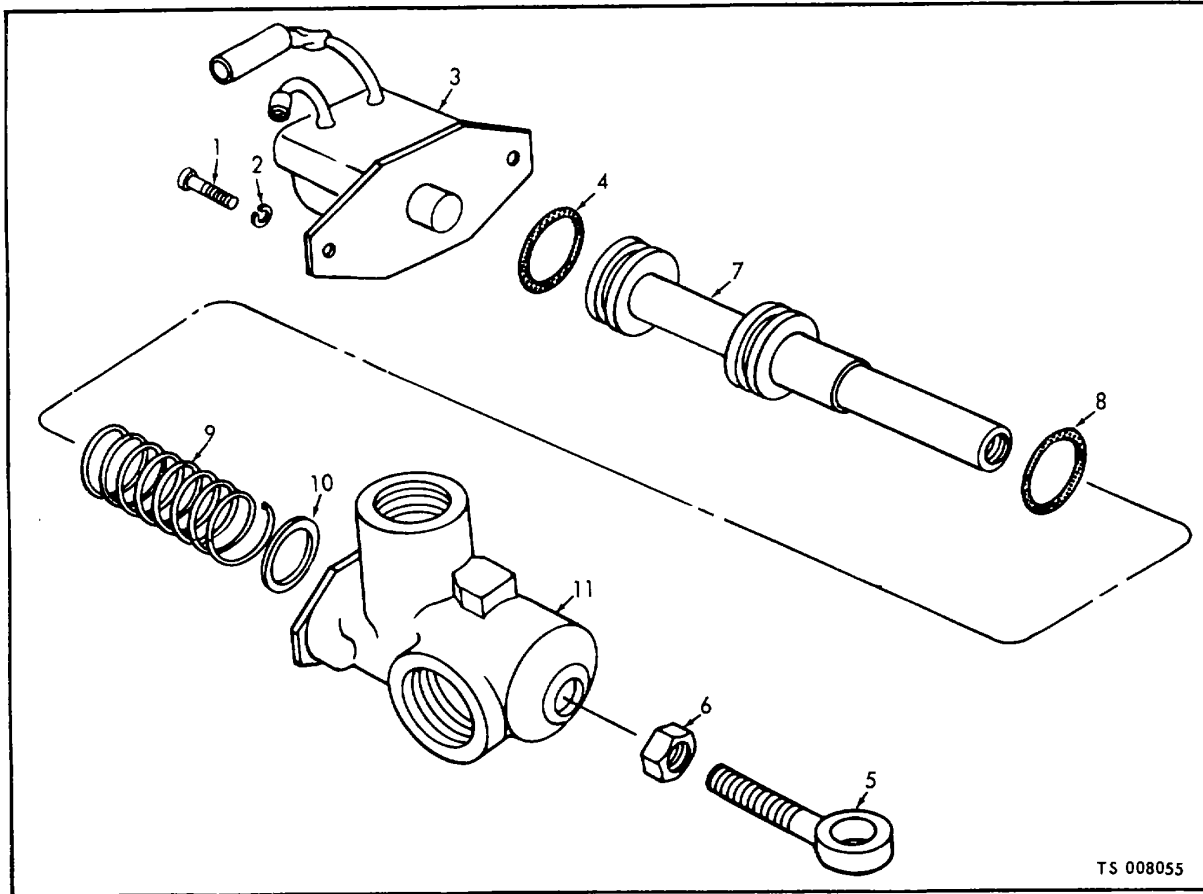
Figure 53. Priming tank.
2-77

(1) ILLUSTRATION		(2)	(3)	(4)	(5)	(6) DESCRIPTION	(7)	(8)
(a) FIG NO.	(b) ITEM NO.	SMR CODE	NATIONAL STOCK NUMBER	PART NUMBER	FSCM	UOC	U/M	QTY INC IN UNIT
53		PAOZZ		61F5-16	30327	NUT, TUBE COUPLING	EA	2
53		PAOZZ	4730-00-278-8764	60F5-16	30327	SLEEVE, COMPRESSION	EA	2
53		PAOZZ	4710-00-202-8396			TUBE, COPPER, 6 FT 6 IN. REQUIRED	FT	
53	2	PAOZZ		MS25489-9	96906	GROMMET, RUBBER	EA	1
53	3	XBOZZ	4730-00-278-3225	62X5	79470	UNION, COMPRESSOR, TUBE TO TUBE, BRASS, 5/16 IN. EA		
53	4	XBOZZ		VH336	2684U	TUBE, COPPER	EA	1
53	5	PAOZZ	4730-00-278-3853	MS39202-4	96906	ELBOW, COMPRESSOR: PIPE TO TUBE	EA	1
53	6	PAOZZ	5310-00-982-4938	MS27040-10	96906	NUT, PLAIN, SQUARE: OIL TANK MTG	EA	2
53	7	PAOZZ	5305-00-088-8923	MS35207-285	24617	SCREW, MACHINE: OIL TANK MTG, PANHEAD CROSS RECESS	EA	2
53	8	XBOZZ		VHG3500	26840	STRAP, OIL TANK MTG	EA	2
53	9	PAOZZ	5305-00-988-1724	MS35206-280	96906	SCREW, MACHINE: PRIMER TANK SUPPORT MTG	C EA	6
53	9	PAOZZ	5305-00-010-0001	9415796	24617	SCREW, CAP, HEXAGON HEAD: PRIMER TANK SUPPORT MTG	A EA	2
53	10	PAOZZ	5310-00-582-5965	MS3533844	96906	WASHER, LOCK: PRIMER TANK MTG	C EA	6
53	10	PAOZZ	5310-00-010-3319	103319	24617	WASHER, LOCK: PRIMER TANK MTG	A EA	2
53	11	XBOZZ		10541	90598	BRACKET, PRIMER TANK	C EA	1
53	12	XBOZZ		40-01849	63734	SUPPORT: PRIMER TANK MTGA	EA	1
53	13	XBDZZ	4320-00-115-2445	VHG108H	26840	TANK ASSEMBLY, OIL	EA	1
53	14	PAOZZ	4320-00-113-9514	VH423	26840	CAP, OIL, TANK	EA	1
53		XBOZZ		451397	24617	NUT, PLAIN, HEXAGON: PRIMER TANK MTG	A EA	2



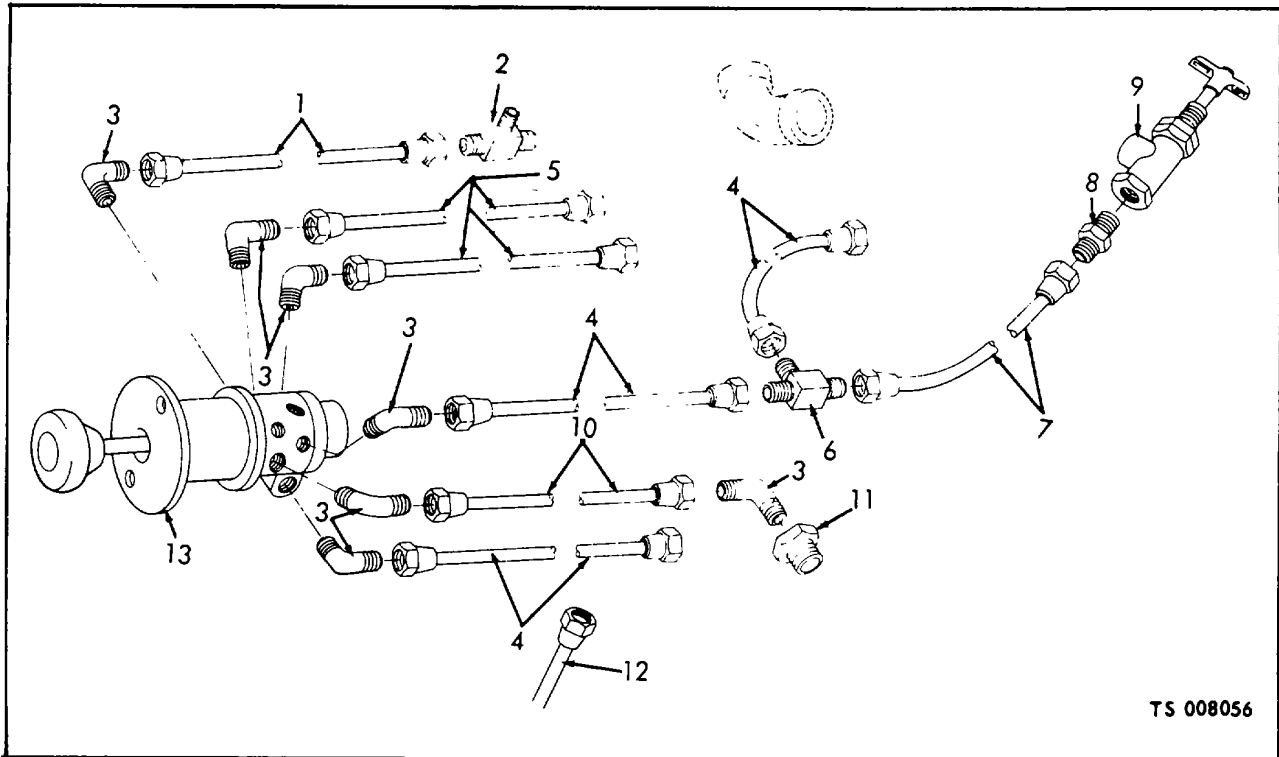
(1) ILLUSTRATION		(2)	(3)	(4)	(5)	(6) DESCRIPTION	(7)	(8)
(a) FIG NO.	(b) ITEM NO.	SMR CODE	NATIONAL STOCK NUMBER	PART NUMBER	FSCM	UOC	U/M	QTY INC IN UNIT
54	1	PAOZZ	5315-00-013-7180	MS24665-370	96906	PIN, COTTER: STEEL CONTROL ROD MTG	EA	1
54	2	XBOZZ		GSAL325	26840	ROD, CONTROL	EA	1
54	3	XBFZZ		3-4X2NPTTOE	26840	PIPE, GALVANIZED: 3/4-14 THD SIZE, 2 IN. LG	EA	1
54	4	XBFZZ	4730-00-943-8021	MS39230-5	96906	ELBOW, PIPE, STREET	EA	1
54	5	XBFZZ	4730-00-196-1497	MS51953-105	96906	NIPPLE, PIPE: 3/4-14 THD SIZE, 4 IN. LG	EA	1
54	6	XBFZZ	4730-00-249-1478	144129	24617	ELBOW, PIPE: STRAIGHT, 90 DEG, GALVANIZED, 3/4-14 THD SIZE	EA	1
54	7	XBFZZ	4730-00-196-11497	MS51953-102	96906	NIPPLE, PIPE: GALVANIZED; 3/4-14 THD SIZE, 2 1/2 IN. LG	EA	1
54	8	XBFZZ	4730-00-012-8003	128003	21450	BUSHING, REDUCING: GALVANIZED; 3/4-14 THD SIZE, 1-11 1/2 THD SIZE	EA	1
54	9	XBFZZ	4730-00-404-8428	169F4L	70411	ELBOW, MALE: PUMP DRAIN	EA	2
54	10	XBFZZ	4730-00-203-2820	WWP471A	81348	BUSHING, REDUCER: PUMP DRAIN, 3/8-18 THD SIZE	EA	1
54	11	XBFZZ		44-00150	63734	TEE, PIPE: PUMP TO DRAIN LINES; 3/4-14 THD SIZE	EA	1
54	12	XBFZZ		144036	24617	BUSHING, REDUCER: PUMP DRAIN; 3/8-18 THD SIZE, 1/4-18 THD SIZE	EA	1
54	13	XBFZZ	4730-00-019-2055	192055	24617	NIPPLE, PIPE: PUMP DRAIN; 1/4-18 THD SIZE, 3 IN. LG	EA	1
54	14	MFFZZ		44-00152-31	63734	TUBE: PUMP TO DRAIN LINE MANUFACTURE FROM: TUBING, COPPER, 31 IN. REQUIRED	EA	1
54	15	PAFZZ	4710-00-203-2948				FT	
54	15	XBFZZ	4730-00-142-3076	168F8N	70411	CONNECTOR, MALE: PRIMER PUMP DRAIN	EA	1
54	16	XBFZZ	4730-00-289-0051	169F8N	70411	ELBOW, PIPE TO TUBE: PUMP TO DRAIN LINE	EA	2
54	17	XBFZZ	4820-00-133-3683	9904295-3-8	63734	VALVE, GLOBE: 3/8 IN. DRAIN	EA	1
54	17	PAFZZ		T133-1-2	12168	VALVE, GATE	A C	EA 1
54	18	XBFZZ	4730-00-019-2069	192069	24617	NIPPLE, PIPE: GLOBE VALVE TO TEE; 3/8-18 THD SIZE, 1 1/2 IN. LG	EA	1
54	19	XBFZZ	4730-00-251-9942	44-00131	63734	TEE ASSEMBLY: PRIMER DRAIN LINE; 3/8-18 THD SIZE	EA	1

Figure 54. Priming pump drain lines and fittings.



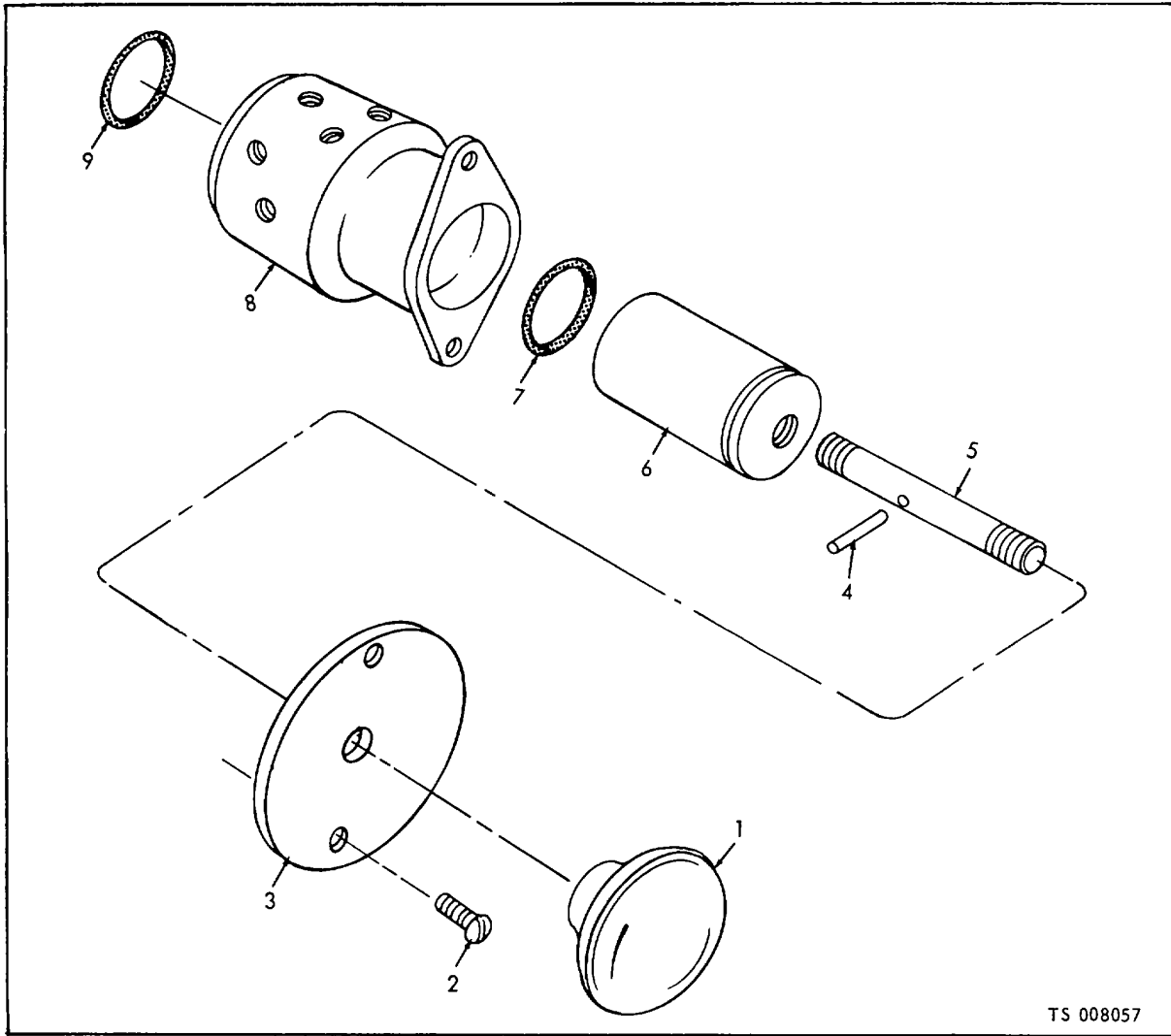
(1) ILLUSTRATION		(2)	(3)	(4)	(5)	(6) DESCRIPTION	(7)	(8)
(a) FIG NO.	(b) ITEM NO.	SMR CODE	NATIONAL STOCK NUMBER	PART NUMBER	FSCM	UOC	U/M	QTY INC IN UNIT
55		PAFZZ	4320-O-0906-6520	PVPLATE480B	26810	VALVE ASSEMBLY: PRIMER	EA	1
55	1	PAFZZ	5305-00-990-6444	MS35207-261	96906	SCREW, MACHINE: SWITCH MTG, SLOTTED ROUNDHEAD, STEEL, PANHEAD CROSS RECESS	EA	2
55	2	PAFZZ	5310-00-527-3288	MS35353-22	96906	WASHER, LOCK: SWITCH MTG	EA	2
55	3	PAFZZ	5930-00-907-9208	PV763	26840	SWITCH, VALVE	EA	1
55	4	PAFZZ		40- 4G100	26840	PACKING, PREFORMED	EA	1
55	5	XBFZZ		PV198	26840	ROD, PISTON	EA	1
55	6	PAFZZ	5310-00-584-5007	MS35691-605	96906	NUT, JAM, HEXAGON: STEEL	EA	1
55	7	XBFZZ	4320-00-932-5763	PV673D	26840	PISTON	EA	1
55	8	PAFZZ	5330-00-579-3156	MS28775-116	96906	PACKING, PREFORMED	EA	1
55	9	XBFZZ	4320-00-922-6347	ZMQ721	26840	SPRING, PISTON	EA	1
55	10	PAFZZ	5330-00-582-2855	MS28775-113	96906	PACKING, PREFORMED	EA	1
55	11	XAFZZ		PV3260	26840	BODY, VALVE	EA	1

Figure 55. Primer valve.



(1) ILLUSTRATION		(2)	(3)	(4)	(5)	(6) DESCRIPTION	(7)	(8)
(a) FIG NO.	(b) ITEM NO.	SMR CODE	NATIONAL STOCK NUMBER	PART NUMBER	FSCM	UOC	U/M	QTY INC IN UNIT
56	1	MFFZZ		44-00166-42	63734	TUBE: VALVE TO ELBOW MANUFACTURE FROM: TUBING, COPPER, 1/4 IN. OD, 42 IN. REQUIRED	A	EA 1
56	2	PAFZZ	4710-00-277-5525	172F4J	70411	TEE, MALE OUTLET: WATER SUCTION DRAIN	A	EA 1
56	3	XBFZZ	4730-00-974-9285	169F4L	70411	ELBOW, MALE: DRAIN VALVE, 1/4 IN. TUBE TO 1/4 IN. PIPE	A	EA 6
56	4	MFFZZ		44-00166-26	63734	TUBE: HEAT EXCHANGER DRAIN LINES MANUFACTURE FROM: TUBING, COPPER, 26 IN. REQUIRED FOR EACH TUBE	A	EA 4
56	4	PAFZZ	4710-00-277-5525					FT
56	5	MFFZZ		44-00166-57	63734	TUBE, DRAIN LINE MANUFACTURE FROM: TUBING, COPPER, 4 FT 9 IN. REQUIRED	A	EA 1
56		PAFZZ	4710-00-277-5525					FT
56	6	XBFZZ	4730-00-921-3241	164F4	70411	TEE, PIPE: STEADY VALVE LINE	A	EA 1
56	7	MFFZZ		44-00166-8	63734	TUBE: STEADY VALVE TO TEE MANUFACTURE FROM: TUBING, COPPER,) FT REQUIRED	A	EA 1
56		PAFZZ	4710-00-277-5525					FT
56	8	XBFZZ	4730-00-287-1799	168F4J	70411	CONNECTOR, MALE: TUBE TO STEADY VALVE	A	EA 1
56	9	XBFZZ		388CD	30327	VALVE, STEADY	A	EA 1
56	10	MFFZZ		44-00166-35	63734	TUBE: PUMP IMPELLER DRAIN MANUFACTURE FROM: TUBING, COPPER, 35 IN. REQUIRED	A	EA 1
56		PAFZZ	4710-00-277-5525					FT
56	11	XBFZZ		44-00149	63734	BUSHING, REDUCER: IMPELLER DRAIN	A	EA 1
56	12	MFFZZ		44-00174-35	63734	TUBE: RELIEF VALVE CONTROL DRAIN MANUFACTURE FROM: TUBING, COPPER, 35 IN. REQUIRED	A	EA 1
56		PAFZZ	4710-00-277-5527					FT
56	13	PAOZZ	4210-00-990-9000	DV9	26840	VALVE ASSEMBLY: DRAIN	A	EA 1

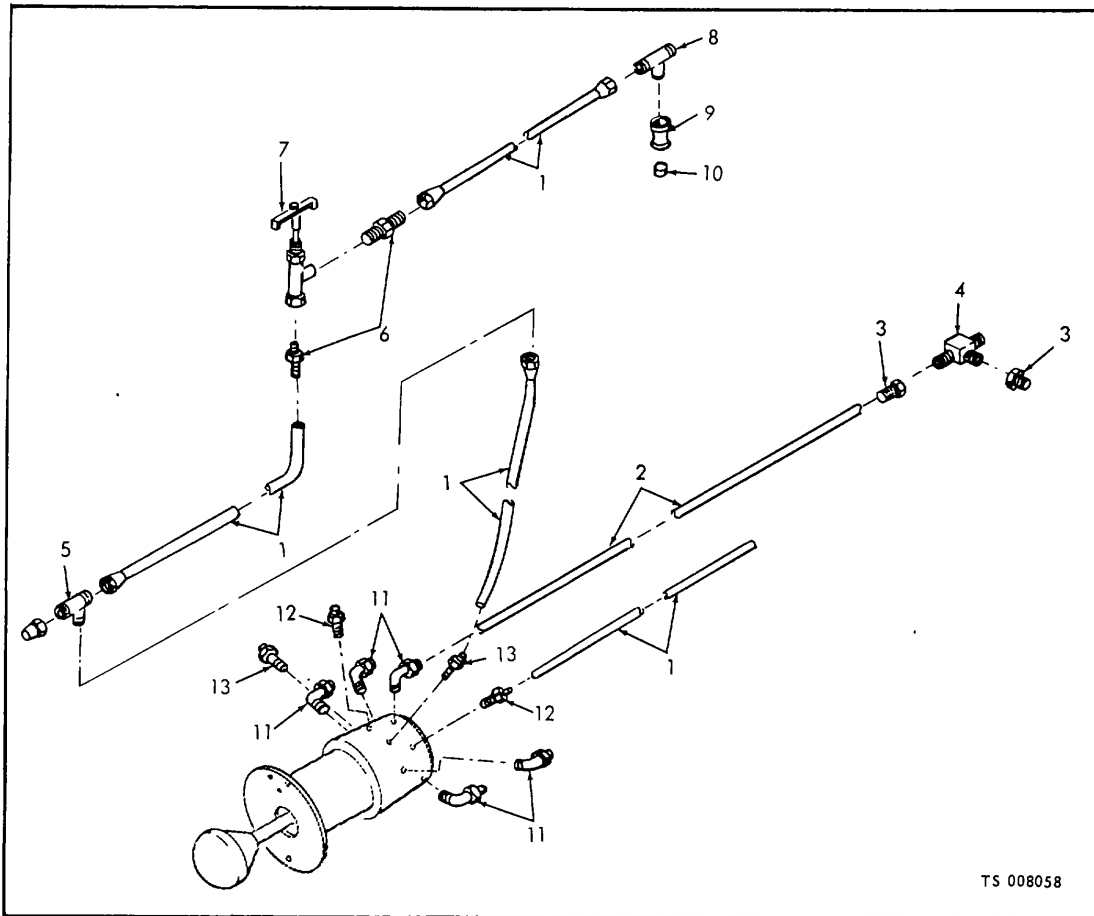
Figure 56. Drain valve and lines (Models M45A2WFL and M45A2FTL-1).



TS 008057

(1) ILLUSTRATION		(2)	(3)	(4)	(5)	(6) DESCRIPTION	(7)	(8)
(a) FIG NO.	(b) ITEM NO.	SMR CODE	NATIONAL STOCK NUMBER	PART NUMBER	FSCM	UOC	U/M	QTY INC IN UNIT
57	1	XBOZZ	5330-00-584-0263	DV377F	26840	KNOB, VALVE	EA	1
57	2	PAOZZ		133042	24617	SCREW, MACHINE: DRAIN VALVE MTG	EA	2
57	3	XBOZZ		DV737F	26840	PLATE, INSTRUCTION	EA	1
57	4	XBOZZ		02-64-O6	26840	PIN, STRAIGHT: HANDLE MTG	EA	1
57	5	XBOZZ		DV9-12	26840	HANDLE, VALVE	EA	1
57	6	XAOZZ		DV9-41	26840	PISTON	EA	1
57	7	PAOZZ		404G93	26840	PACKING, PREFORMED	EA	1
57	8	XAOZZ		DV9-38	26840	BODY	EA	1
57	9	PAOZZ		40-4G125	26840	PACKING, PREFORMED	EA	1
57		XAOZZ	DV9G38	26840	BODY ASSEMBLY	EA	1	
57		XBOZZ	VS737F	26840	PLATE, IDENTIFICATION, VALVE PRIMER	EA	1	
57		XBOZZ	DV706	26840	PLATE, STOP	EA	1	

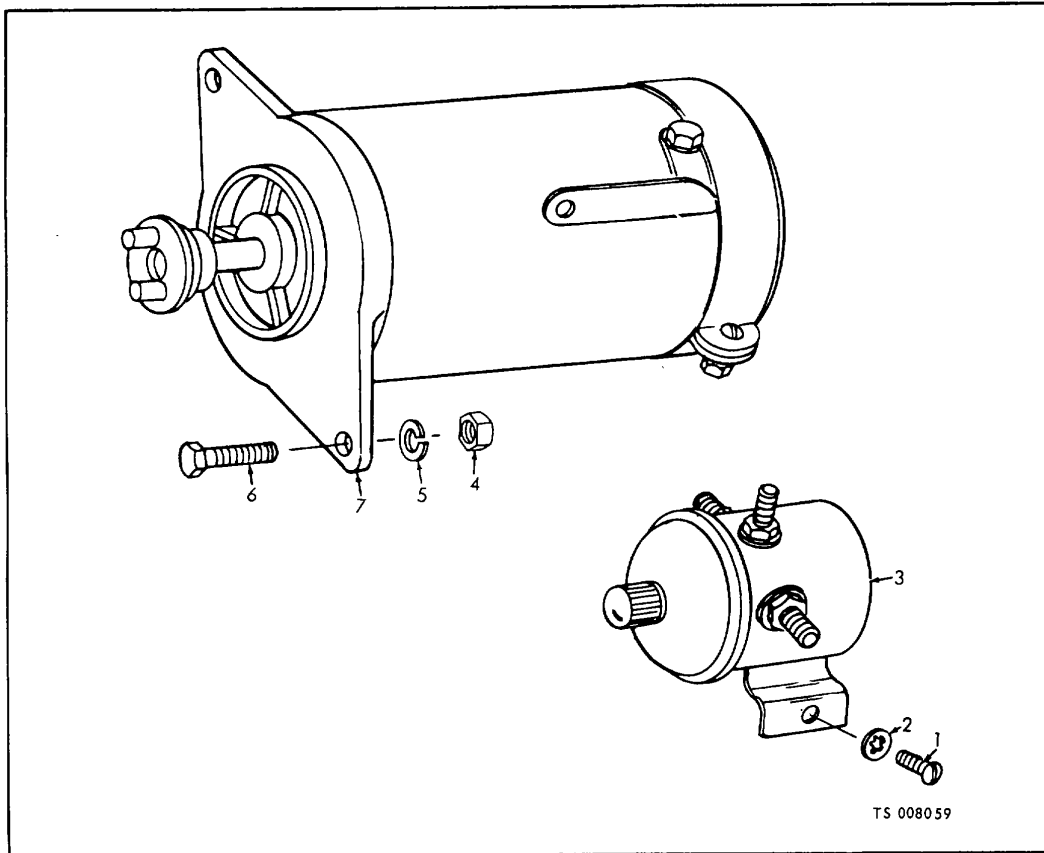
Figure 57. Drain valve.



TS 008058

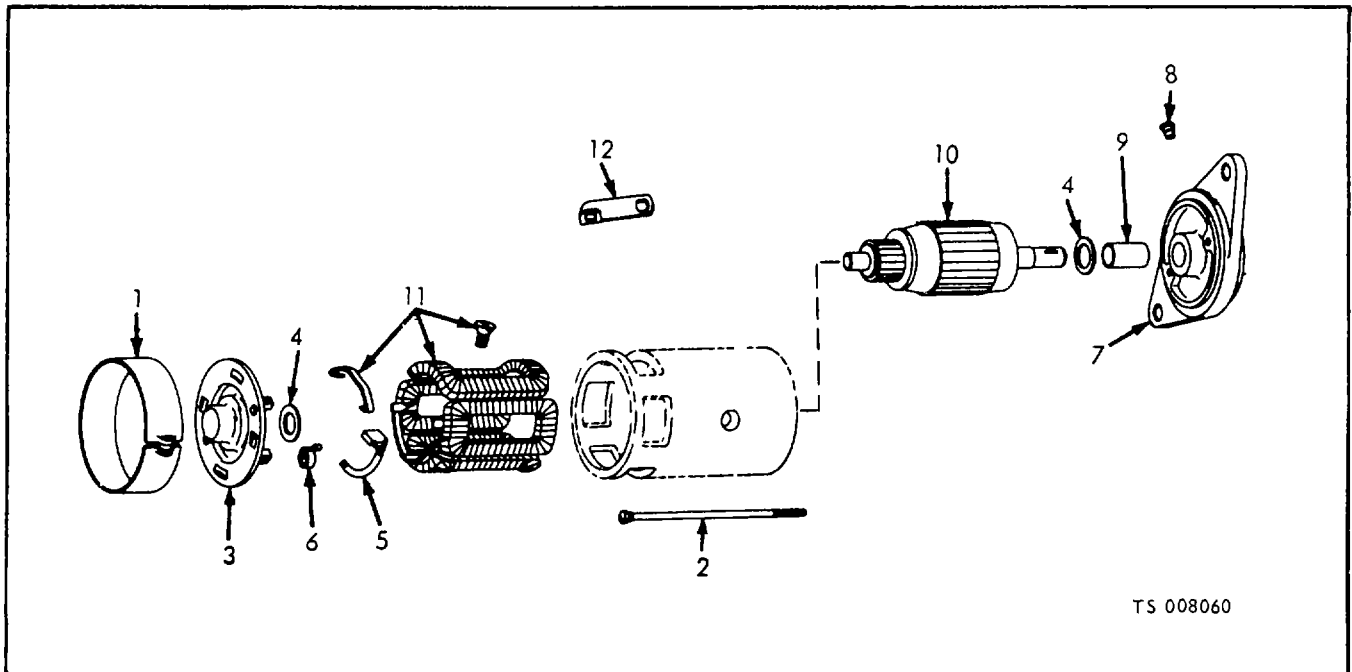
(1) ILLUSTRATION		(2)	(3)	(4)	(5)	(6) DESCRIPTION	(7)	(8)
(a) FIG NO.	(b) ITEM NO.	SMR CODE	NATIONAL STOCK NUMBER	PART NUMBER	FSCM	UOC	U/M	QTY INC IN UNIT
58	1	XBFZZ	4710-00-277-4026	MILT24107	81349	TUBE, COPPER, 1/4 IN, AS REQUIRED	C	FT
58	2	XBFZZ		MILT24107	81349	TUBE, COPPER, 3/8 IN.	C	FT
58	3	XBFZZ		44-00149	63734	BUSHING, REDUCER	C	EA
58	4	XBFZZ	4730-00-402-9534	MS51811-8	96906	TEE, TUBE: 3/8-18 THO SIZE	C	EA 2
58	5	XBFZZ		MS51811-3	96906	TEE, TUBE, 1/4 IN.	C	EA 3
58	6	XBFZZ		48F1-4X1-8	30327	CONNECTOR, PIPE	C	EA 2
58	7	PAFZZ	4210-00-020-5351	388CP	30327	VALVE, NEEDLE	C	EA 1
58	8	XBFZZ	4730-00-803-2007	45F1-4X1-41N	30327	TEE, PIPE	C	EA 1
58	9	XBFZZ	4730-00-277-5736	103B1-4	30327	COUPLING, BRASS: 1/4-18 THO SIZE	C	EA 1
58	10	XBFZZ	4730-00-188-3513	MS20913-2	96906	PLUG; PIPE	C	EA 1
58	11	XBFZZ	4730-00-127-4461	MS51815-6	96906	ELBOW, 1/4 IN. NPT TO 3/8 IN. TUBE	C	EA 4
58	12	XBFZZ		68X4x4	79470	ADAPTOR, PIPE TO TUBE: 1/4 X 1/4 IN.	C	EA 3
58	13	X8FZZ	4730-00-273-8561	68x6	79470	ADAPTOR, PIPE TO TUBE: 3/8 X 1/4 IN.	C	EA 2

Figure 58. Drain valve and lines (Model FT-500).



(1) ILLUSTRATION		(2)	(3)	(4)	(5)	(6) DESCRIPTION	(7)	(8)
(a) FIG NO.	(b) ITEM NO.	SMR CODE	NATIONAL STOCK NUMBER	PART NUMBER	FSCM	UOC	U/M	QTY INC IN UNIT
59	1	PAOZZ	5305-00-590-6444	MS35207-261	96906	SCREW, MACHINE: SOLENOID MTG; PANHEAD CROSSED RECESSED	EA	2
59	2	PAOZZ	5310-00-596-7681	MS35333-39	96906	WASHER, LOCK: SOLENOID MTG, INTERNAL TEETH	EA	2
59	3	PAOZZ	2920-00-922-8449	SAW4401	19728	RELAY, SCLENOID: 24 VOLTS	EA	1
59	4	PAOZZ	5310-00-012-0377	MS35690-605	96906	NUT, PLAIN, HEXAGON: MOTOR MTG; STEEL	EA	2
59	5	PAOZZ	5310-00-637-9541	MS35338-46	96906	WASHER, LOCK: MOTOR MTG	EA	2
59	6	PAOZZ	5305-00-269-3213	MS90725-62	96906	SCREW, CAP, HEXAGON HEAD: MOTOR MTG	EA	2
59	7	PAOZZ	6105-00-658-6053	MBY4007T	19728	MOTOR ASSEMBLY: 24 VOLTS, DC	EA	1

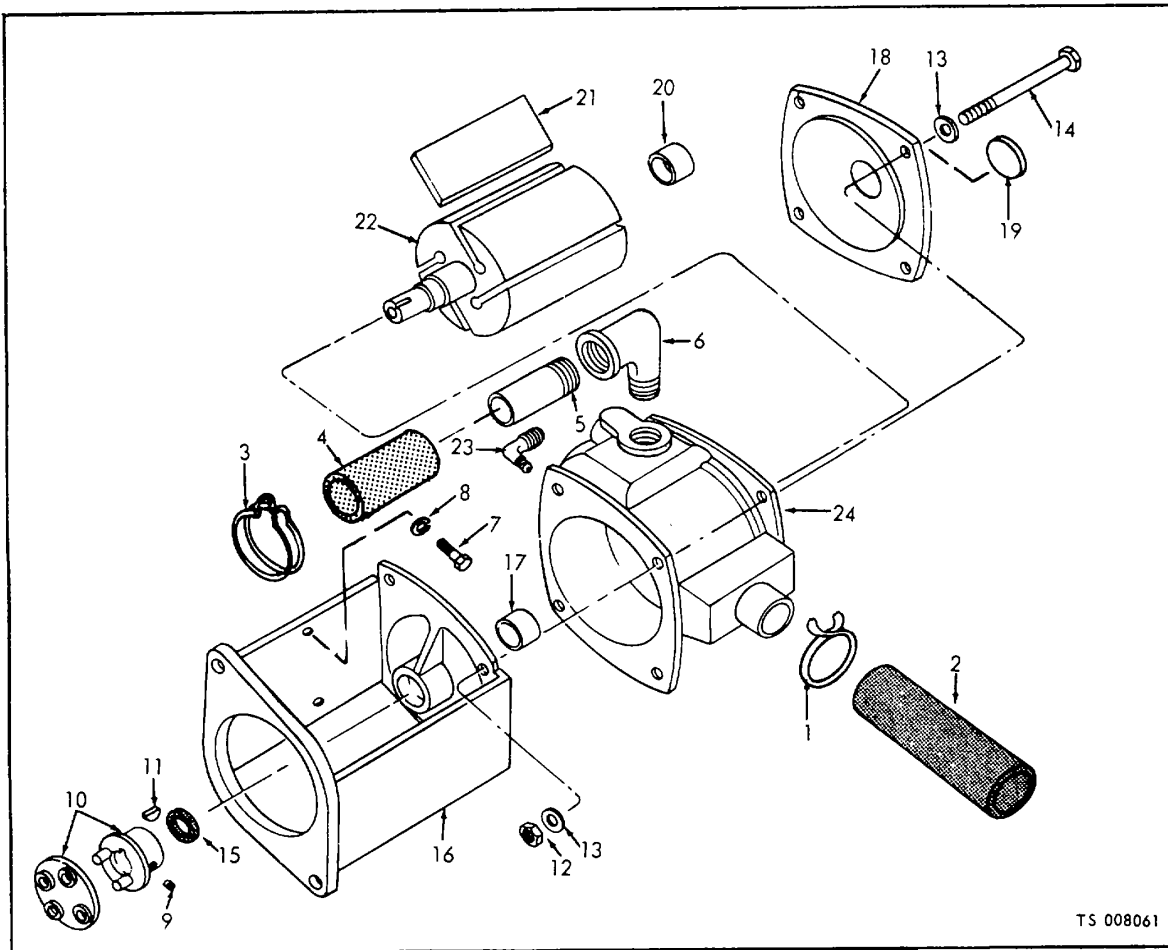
Figure 59. Primer pump motor and solenoid.



TS 008060

(1) ILLUSTRATION		(2)	(3)	(4)	(5)	(6) DESCRIPTION	(7)	(8)
(a) FIG NO.	(b) ITEM NO.	SMR CODE	NATIONAL STOCK NUMBER	PART NUMBER	FSCM	UOC	U/M	QTY INC IN UNIT
60	1	XBFZZ	5977-00-371-4826	MAB24W	19728	COVER, BAND	EA	1
60	2	XBFZZ	5306-00-180-9322	MW20DS	19728	BOLT, THRL	EA	2
60	3	XBFZZ	2920-00-371-4886	MBY2002C	19728	HEAD, COMMUTATOR	EA	1
60	4	XBFZZ		P90688	19728	WASHER, THRUST	EA	2
60	5	PAFZZ	5977-00-280-3952	MBY2C12AS	19728	BRUSH SET (CONSISTING OF 4 BRUSHES)	EA	1
60	6	PAFZZ	2920-00-659-6916	MZ19CS	19728	SPRING, BRUSH	EA	4
60	7	XBFZZ	6105-00-110-8048	MAC1058C	19728	HEAD, DRIVE, END	EA	1
60	8	XBFZZ	6105-00-110-8054	X3931	19728	OILER, DRIVE END	EA	1
60	9	XBFZZ	3120-00-119-8080	MAB49A	19728	BEARING, SLEEVE: DRIVE END	EA	1
60	10	XAFZZ		MBY2022FT	19728	ARMATURE, PRIMING MOTOR	EA	1
60	11	XAFZZ	2920-00-691-9614	MBY2001AS	19728	FRAME AND FIELD ASSEMBLY	EA	1
60	12	XBFZZ	2920-00-353-7326	MAX140R	19728	CONNECTOR, SOLENOID	EA	1

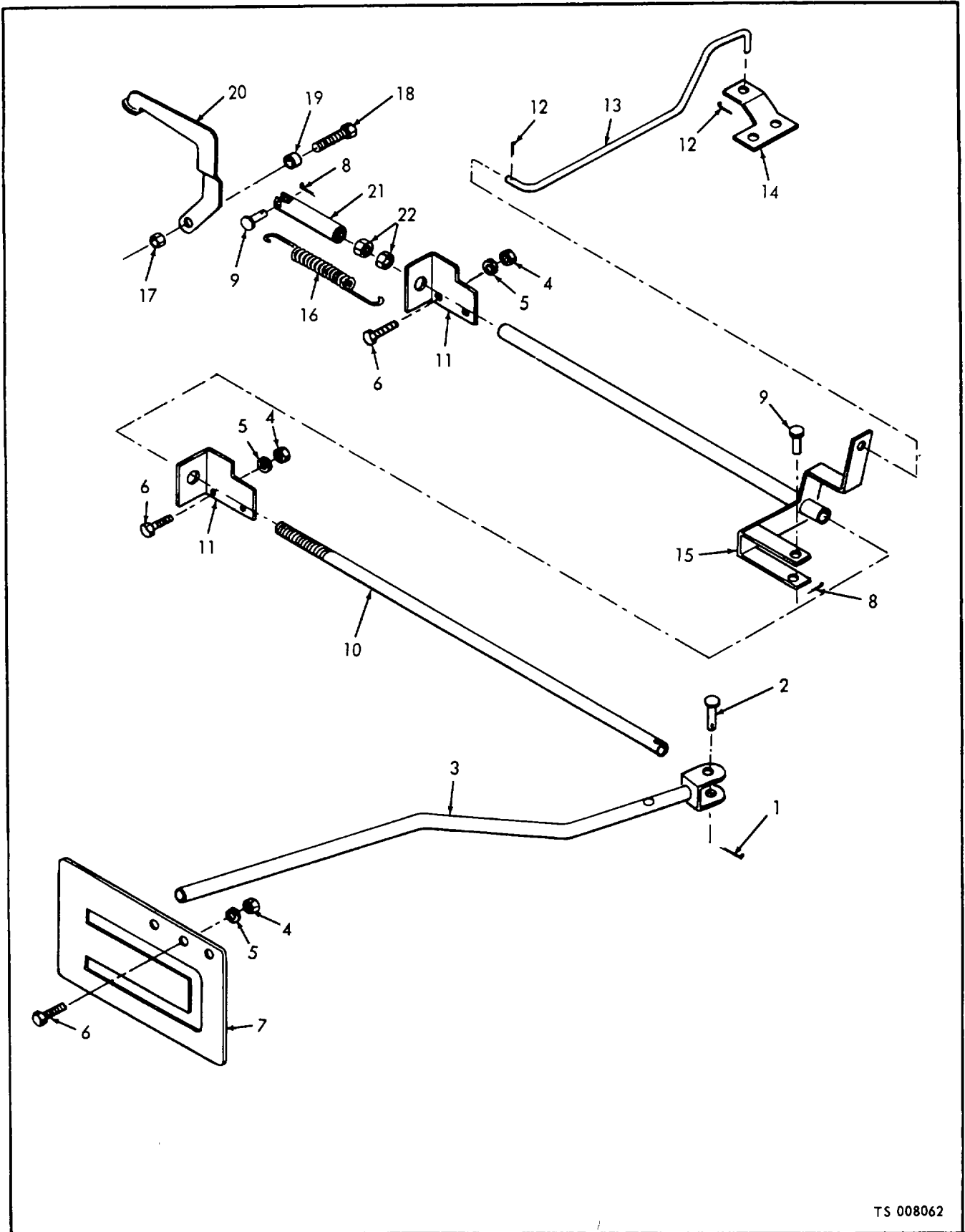
Figure 60. Primer pump motor.



(1) ILLUSTRATION		(2)	(3)	(4)	(5)	(6) DESCRIPTION	(7)	(8)
(a) FIG NO.	(b) ITEM NO.	SMR CODE	NATIONAL STOCK NUMBER	PART NUMBER	FSCM	UOC	U/M	QTY INC IN UNIT
61	1	PAOZZ	4730-00-908-3193	MS35842-12	96906	CLAMP, HOSE	EA	1
61	2	MFOZZ				HOSE: PRIMER PUMP DISCHARGE	EA	1
61		PAFZZ	4720-00-189-2778	ZZH428TYPECLASS	81348	MANUFACTURE FROM:	FT	
61	3	PAOZZ	4730-00-585-8582	E16	26840	HOSE, RUBBER, AS REQUIRED	EA	2
61	4	PAOZZ		GSAL340	26840	CLAMP, HOSE: PRIMER PUMP	EA	1
61	5	PAOZZ	4730-00-196-1505	MS51953-101	96906	HOSE, RUBBER: PRIMER PUMP TO PUMP	EA	2
61	6	XBOZZ	4730-00-253-4415	144113	24617	NIPPLE, CLOSE: PRIMER PUMP; 3/4-14 THD SIZE, 2 IN. LG	EA	1
61	7	PAOZZ	5305-00-269-2801	MS90726-58	96906	ELBOW, PIPE, STREET: PRIMER PUMP, 3/4-14 THD SIZE	EA	2
61	8	PAOZZ	5310-00-261-7340	MS35338-46	96906	SCREW, CAP, HEXAGCN HEAD: PRIMER PUMP MTG	EA	2
61		PAOFZ	4210-00-997-2273	SMV24	26840	WASHER, LOCK: PRIMER PUMP MTG	EA	1
61	9	PAOZZ	5305-00-723-9387	102569	24617	PUMP ASSEMBLY: PRIMER	EA	1
61	10	PAOZZ	4320-00-903-5969	VBG88D	26840	SETSCREW, HEXAGON: SOCKET HEAD, CUP POINT	EA	1
61	11	PAOZZ	5315-00-043-1787	431787	21450	COUPLING, DRIVE	EA	1
61		PAOFZ	4210-00-114-0951	SMVPA	26840	KEY, WOODRUFF	EA	1
						PUMP ASSEMBLY	EA	1

Figure 61. Primer pump.

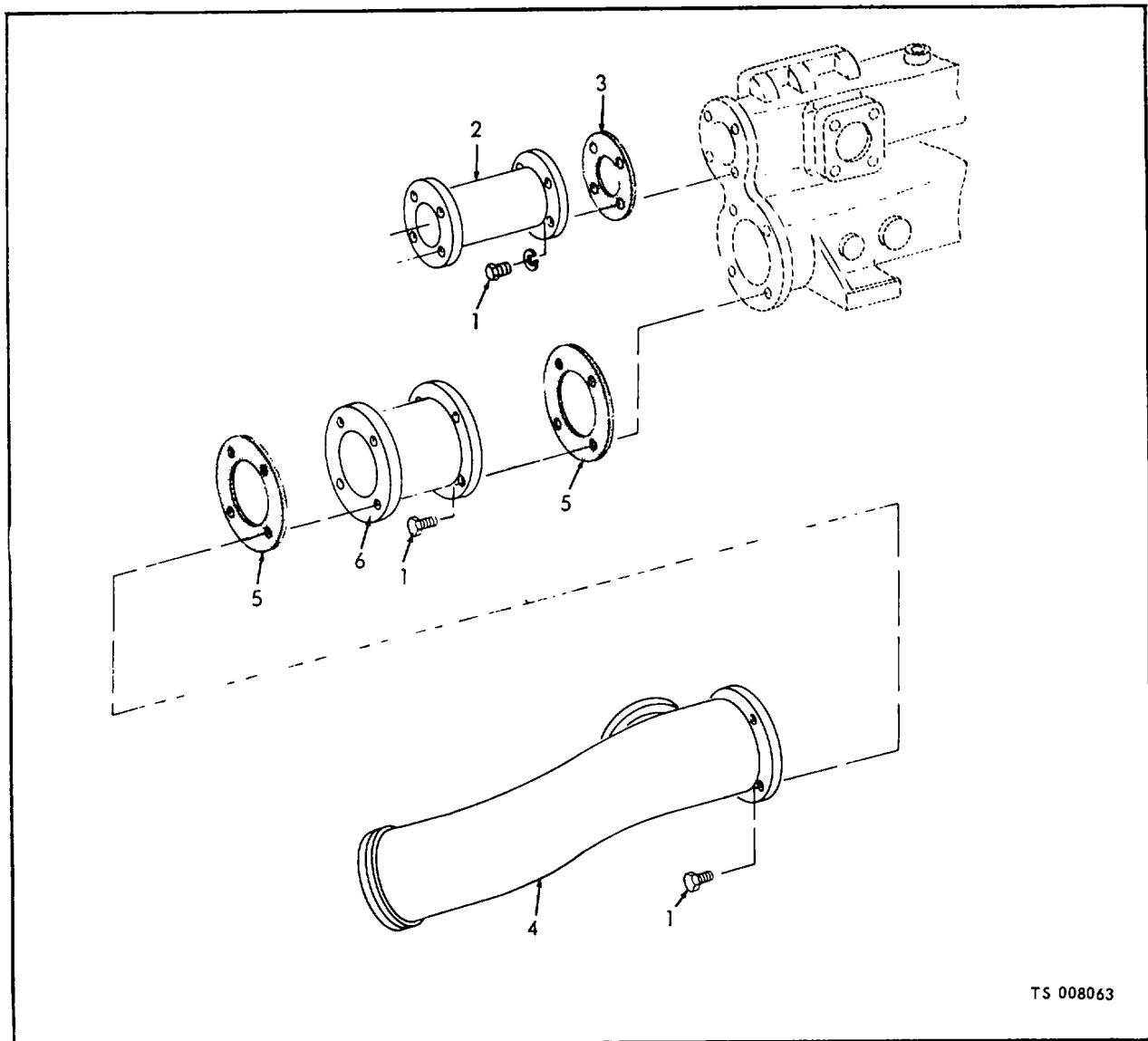
(1) ILLUSTRATION		(2)	(3)	(4)	(5)	(6) DESCRIPTION	(7)	(8)
(a) FIG NO.	(b) ITEM NO.	SMR CODE	NATIONAL STOCK NUMBER	PART NUMBER	FSCM	UOC	U/M	QTY INC IN UNIT
61	12	PAFZZ	5310-00-012-0376	MS35690-505	96906	NUT, PLAIN, HEXAGON, STEEL, PUMP HEAD MTG	EA	4
61	13	PAFZZ	5310-00-904-4824	H396	26840	WASHER, FLAT, COPPER: PUMP HEAD MTG, 5/16 IN. SCREW SIZE	EA	8
61	14	PAFZZ	5306-00-225-8514	MS90725-50	96906	SCREW, MACHINE: PUMP HEAD MTG	EA	4
61	15	PAFZZ	5330-00-698-7566	SMV296	26840	SEAL, OIL	EA	1
61		XBFZZ		SMVG2M	26840	HEAD ASSEMBLY, MTG	EA	1
61	16	XBFZZ		SMV2M	26840	HEAD, DRIVE END	EA	1
61	17	PAFZZ	3120-00-661-7672	SMV250	26840	BEARING, SLEEVE	EA	1
61		XBFZZ		SMVG2	26840	HEAD ASSEMBLY	EA	1
61	18	XBFZZ		SMV2	26840	HEAD	EA	1
61	19	XBFZZ	5340-00-904-4825	40T456	26840	PLUG, EXPANSION	EA	1
61	20	PAFZZ	3120-00-661-7672	SMV250	26840	BEARING, SLEEVE	EA	1
61	21	PAFZZ	4320-00-909-2691	SMV130	26840	VANE, ROTOR	EA	4
61	22	XBFZZ	4320-00-906-6519	SMVG37D	26840	SHAFT ASSEMBLY	EA	1
61	23	XBFZZ	4730-00-142-2240	423188	21450	ELBOW, COMPRESSOR, PIPE: 1/8 IN. NPT TO 5/16 IN. TUBE	EA	1
61	24	XAFZZ	4320-00-906-6518	SMV1	26840	BODY PUMP	EA	1



TS 008062

Figure 62. Clutch linkage.

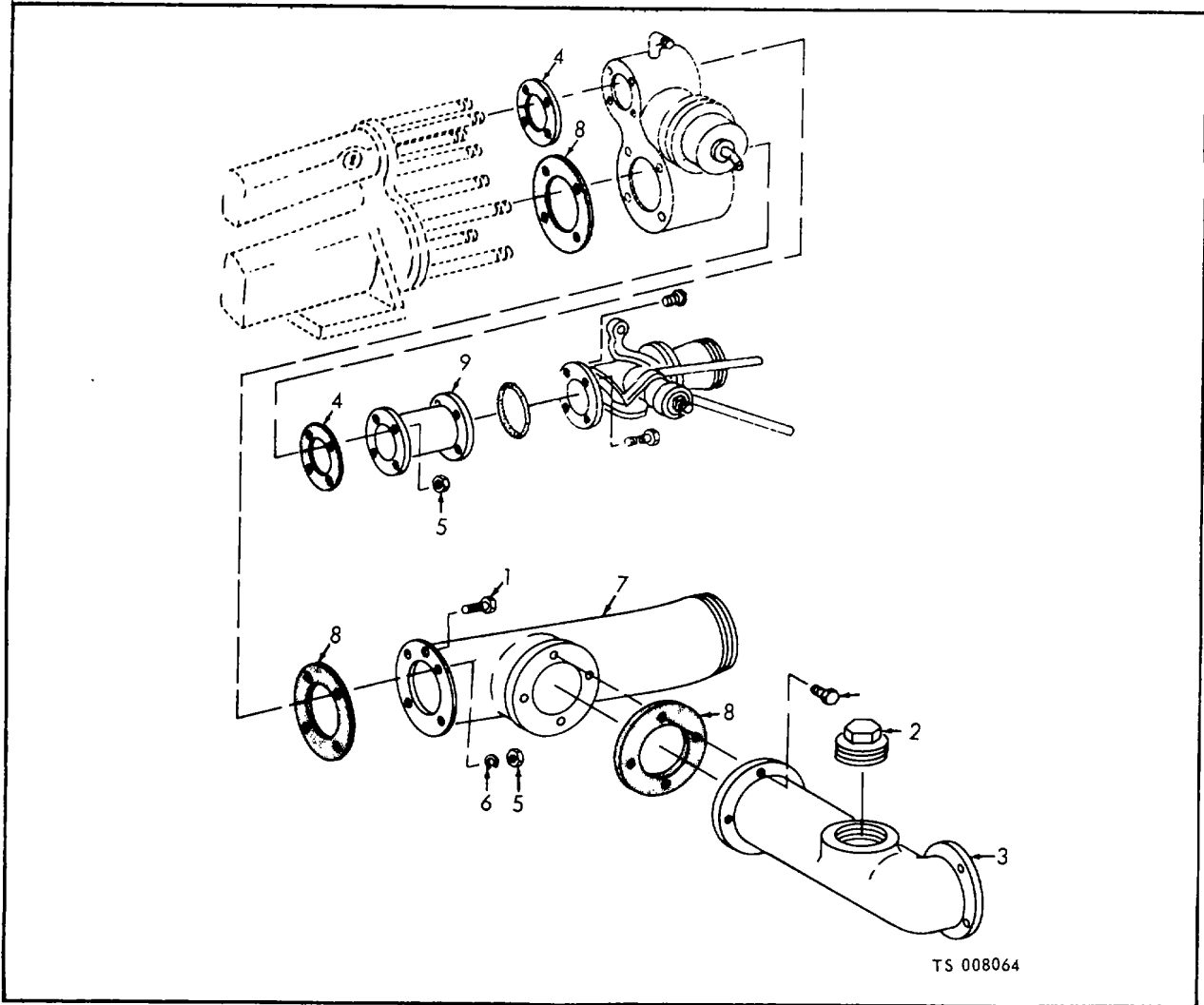
(1) ILLUSTRATION		(2)	(3)	(4)	(5)	(6) DESCRIPTION	(7)	(8)
(a) FIG NO.	(b) ITEM NO.	SMR CODE	NATIONAL STOCK NUMBER	PART NUMBER	FSCM	UOC	U/M	QTY INC IN UNIT
62		XBOZZ		10572-9A	97403	LEVER ASSEMBLY, CLUTCH	EA	1
62	1	PAOZZ	5315-00-816-1794	MS24665-285	96906	PIN, COTTER: HANDLE MTG	EA	1
62	2	PAOZZ	5315-00-957-9397	MS20392-5C51	96906	PIN, CLEVIS: HANDLE MTG	EA	1
62	3	XBOZZ		10572-11-2	97403	HANDLE ASSEMBLY	EA	1
62	4	PAOZZ	5310-00-543-2629	MS35690-502	96906	NUT, PLAIN, HEXAGON: CLUTCH LEVER PLATE MTG	EA	3
62	5	PAOZZ	5310-00-012-0214	MS35338-26	96906	WASHER, LOCK: CLUTCH LEVER PLATE MTG	EA	3
62	6	PAOZZ	5306-00-225-8499	MS90725-34	96906	SCREW, CAP, HEXAGON HEAD: CLUTCH LEVER PLATE MTG	EA	3
62	7	XBOZZ		10572-11-5	97403	PLATE, CLUTCH LEVER	EA	1
62	8	PAOZZ		MS24665-136	96906	PIN, COTTER: PUSH ROD	EA	1
62	9	PAOZZ	5315-00-023-4253	MS20392-3C51	96906	PIN, CLEVIS: PUSH ROD	EA	1
62	10	XBOZZ		10572-11-1	97403	ROD, PUSH	EA	1
62	11	XBOZZ		10572-10-4	97403	BRACKET, MOUNTING	EA	2
62	12	PAOZZ	5315-00-816-1794	MS24665-285	96906	PIN, COTTER: SHIFT ROD	EA	2
62	13	XBOZZ		10572-11-4	97403	ROD, SHIFT	EA	1
62	14	XBOZZ		10572-11-3	97403	BALL CRANK: SHIFT ROD	EA	1
62	15	XBOZZ		10572-10-3	97403	LEVER ASSEMBLY	C EA	1
62	16	XBOZZ	5360-00-402-4550	10572-11-6	97403	SPRING	EA	1
62	17	XBOZZ		9414074	24617	NUT, SELF-LOCKING, HEXAGON: ARM ASSEMBLY; 1/2-13 THD SIZE	EA	1
62	18	PAOZZ	5305-00-782-9494	MS90725-114	96906	SCREW, CAP, HEXAGON HEAD: ARM ASSEMBLY	EA	1
62	19	XBOZZ		10572-9-11	97403	SPACER: ARM ASSEMBLY	EA	1
62	20	XBOZZ		10572-10-1	97403	ARM	EA	1
62	21	XBOZZ		10572-10-2	97403	CLEVIS	EA	1
62	22	PAOZZ	5310-00-655-7424	MS35690-1002	96906	NUT, PLAIN, HEXAGON	EA	2



TS 008063

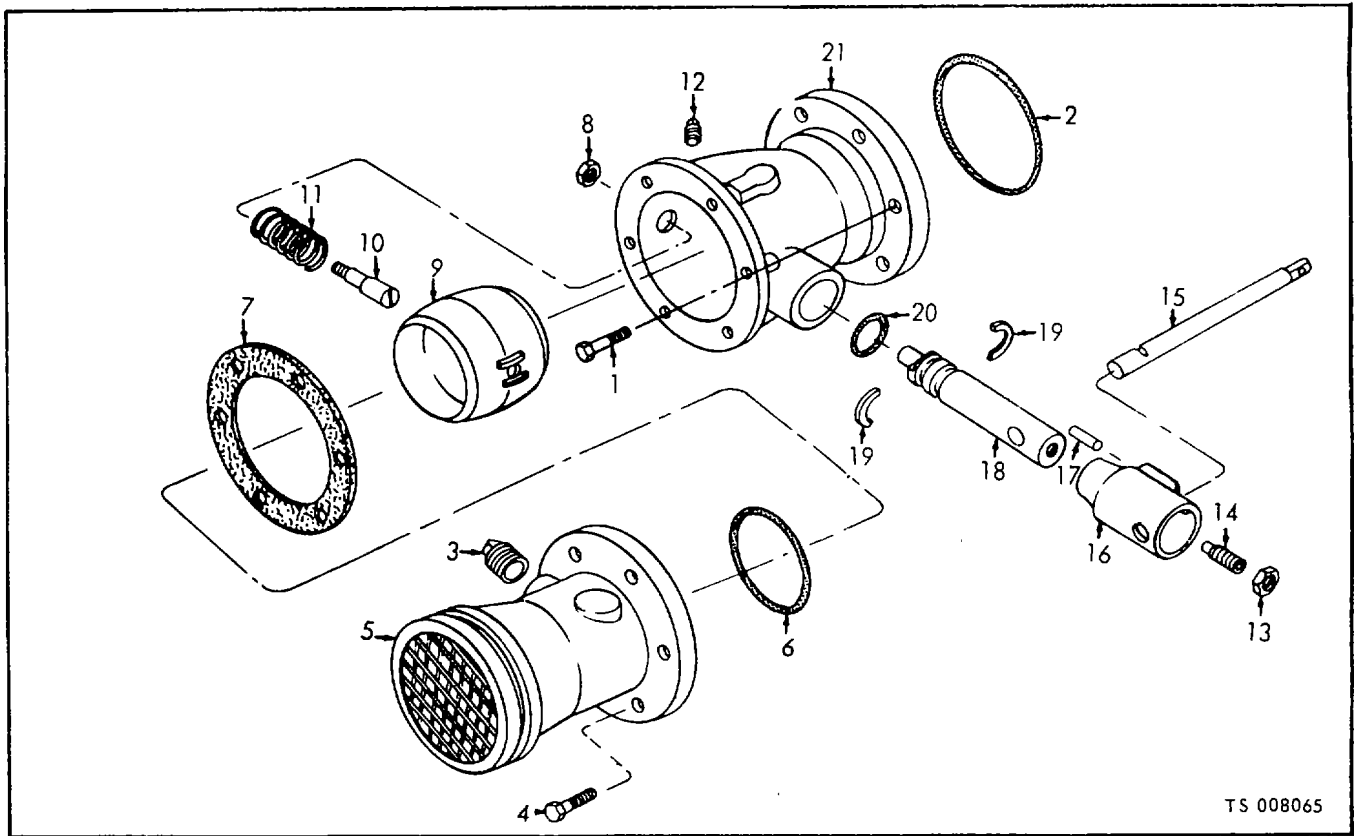
(1) ILLUSTRATION		(2)	(3)	(4)	(5)	(6) DESCRIPTION	(7)	(8)
(a) FIG NO.	(b) ITEM NO.	SMR CODE	NATIONAL STOCK NUMBER	PART NUMBER	FSCM	UOC	U/M	QTY INC IN UNIT
63	1	PAFZZ		MS90726-87	96906	SCREW, CAP, HEXAGON HEAD: RIGHT ADAPTOR MTG, 7/16-20 THD SIZE, 1 1/4 IN. LG	EA	16
63	2	XBFZZ		159-9-1-4	26840	ADAPTOR, DISCHARGE	EA	1
63	3	PAFZZ	4320-00-245-5441	46	26840	GASKET: DISCHARGE ADAPTOR MTG	EA	2
63	4	XBFZZ		GSA7R4-1-2	26840	TUBE, SUCTION RIGHT SIDE	EA	1
63	5	PAFZZ	4320-00-429-6177	S185	26840	GASKET: RIGHT SUCTION TUBE MTG	EA	4
63	6	XBFZZ		11A211	26840	SPACER, SUCTION, TUBE	EA	1

Figure 63. Suction and discharge tubes.



(1) ILLUSTRATION		(2)	(3)	(4)	(5)	(6) DESCRIPTION	(7)	(8)
(a) FIG NO.	(b) ITEM NO.	SMR CODE	NATIONAL STOCK NUMBER	PART NUMBER	FSCM	UOC	U/M	QTY INC IN UNIT
64	1	PAFZZ	5305-00-710-4190	MS90726-85	96906	SCREW, CAP, HEXAGON HEAD: ELBOW MTG	EA	4
64	2	XBFZZ	4730-00-360-8538	219308	24617	PLUG, PIPE, ELBOW, 1 1/2-11 1/2 THD SIZE	EA	1
64	3	XBFZZ		GSA98	26840	ELBOW, SUCTION, 2 1/2 IN.	EA	1
64	4	PAFZZ	4320-00-245-5441	46	26840	GASKET, DISCHARGE ELBOW: RELIEF VALVE AND ADAPTOR	EA	3
64	5	XBFZZ		GSA216	26840	NUT, SELF-LOCKING: ADAPTOR MTG	EA	4
64	6	XBFZZ		2505-7-16	26840	WASHER, FLAT: LEAD ADAPTOR MTG	EA	4
64	7	XBFZZ		GSA7L4-1-2	26840	TUBE SUCTION: LEFT SIDE	EA	1
64	8	PAFZZ	4320-00-429-6177	S185	26840	GASKET: SUCTION RELIEF VALVE	EA	2
64	9	XBFZZ		159-5	26840	ADAPTOR, DISCHARGE	EA	1

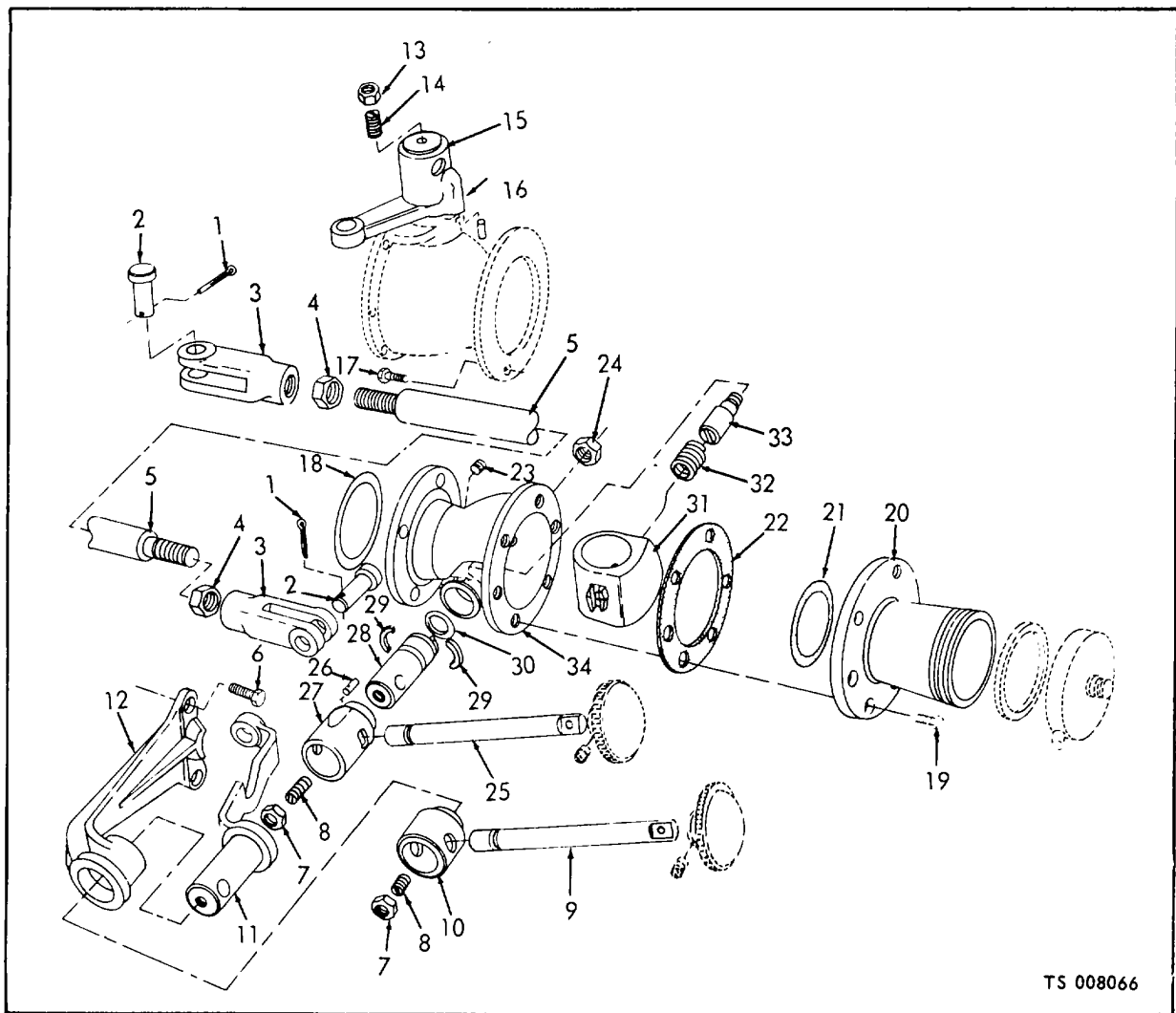
Figure 64. Relief valve, pump suction and discharge tubes.



TS 008065

(1) ILLUSTRATION		(2)	(3)	(4)	(5)	(6) DESCRIPTION	(7)	(8)
(a) FIG NO.	(b) ITEM NO.	SMR CODE	NATIONAL STOCK NUMBER	PART NUMBER	FSCM	UOC	U/M	QTY INC IN UNIT
65	1	PAFZZ	5305-00-709-8517	MS90726-85	96906	SCREW, CAP, HEXAGON HEAD: SUCTION VALVE MTG	EA	4
65	2	PAFZZ	5330-00-194-3720	40-4N300	26840	GASKET: FLANGE MTG	EA	1
65	3	PAFZZ	4210-00-990-9001	BL45RS	26840	VALVE ASSEMBLY: SUCTION	EA	1
65	4	XBFZZ	4730-00-359-3872	219302	24617	PLUG, PIPE: VALVE COVER; 3/4-14 THD SIZE	EA	1
65	5	PAFZZ	5305-00-269-3236	MS90726-59	96906	SCREW, CAP, HEXAGON HEAD: VALVE COVER MTG	EA	6
65	6	XBFZZ		BL44SF	26840	COVER, VALVE	EA	1
65	7	PAFZZ	4210-00-030-3447	BLT276D	26840	SEAT, VALVE	EA	1
65	8	PAFZZ	4210-00-641-2362	BL11	26840	GASKET: COVER	EA	4
65	9	PAFZZ	5310-00-059-9910	MS35690-731	96906	NUT, PLAIN, HEXAGON: STEM RETAINING	EA	9
65	10	XBFZZ	4320-00-633-3962	BL39F	26840	BALL, VALVE	EA	1
65	11	XBFZZ	4320-00-633-3975	BL404	26840	PIVOT, VALVE	EA	1
65	12	XBFZZ	4210-00-664-3069	BL42	26840	SPRING, HELICAL, COMPRESSION: VALVE BALL	EA	1
65	13	XBFZZ	4730-00-187-4200	219188	24617	PLUG, PIPE: SUCTION VALVE BODY; 1/8-27 THD SIZE	EA	1
65	14	PAFZZ	5310-00-727-4859	MS35690-631	96906	NUT, PLAIN, HEXAGON: HANDLE LOCKING	EA	1
65	15	XBFZZ	5305-00-633-3955	BL111D	26840	SETSCREW: HANDLE LOCK	EA	1
65	16	XBFZZ	4320-00-633-3979	BL12F	26840	HANDLE, VALVE	EA	1
65	17	XBFZZ		BL280-45	26840	STOP, SUCTION VALVE	EA	1
65	18	XBFZZ		BL114	26840	PIN, HANDLE STOP	EA	1
65	19	XBFZZ		BL41-45R	26840	STEM, SUCTION VALVE	EA	1
65	20	XBFZZ	4320-00-633-3959	BL91	26840	COLLAR, VALVE STEM	EA	2
65	21	PAFZZ	5330-00-579-8156	40-4N87	26840	PACKING, PREFORMED: VALVE STOP	EA	1
65		XAFZZ		BL38F	26840	BODY, VALVE	EA	1

Figure 65. Suction valve.

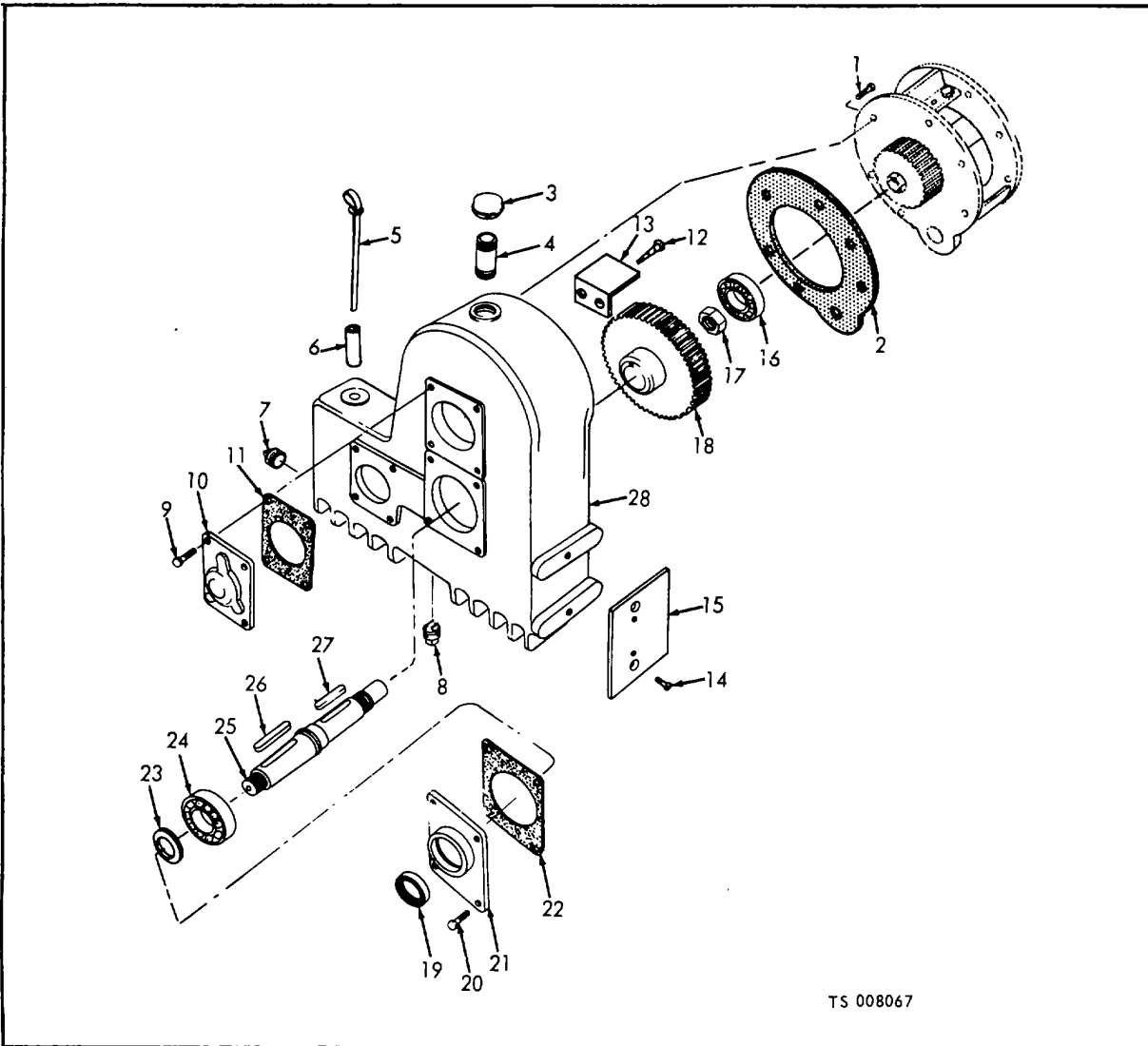


TS 008066

(1) ILLUSTRATION		(2)	(3)	(4)	(5)	(6) DESCRIPTION	(7)	(8)
(a) FIG NO.	(b) ITEM NO.	SMR CODE	NATIONAL STOCK NUMBER	PART NUMBER	FSCM	UOC	U/M	QTY INC IN UNIT
66		XBFZZ		BLRCA45	26840	REMOTE CONTROL ASSEMBLY	EA	1
66	1	PAFZZ		590244	21450	PIN, COTTER: YOKE PIN; 7/16 IN. DIA, 2 IN. LG	EA	2
66	2	PAFZZ	5315-00-842-3154	MS35810-36	96906	PIN, STRAIGHT, HEADED: CONTROL ROD YOKE MTG	EA	2
66	3	XBFZZ	2520-00-466-4918	2708-6A	71843	YOKE: CONTROL ROD	EA	2
66	4	PAFZZ	5310-00-656-0400	MS35690-828	96906	NUT, PLAIN, HEXAGON: ROD ASSEMBLY	EA	2
66	5	XBFZZ		2195-59	26840	ROD, YOKE: VALVE TO VALVE	EA	1
66	6	PAFZZ	5305-00-018-1670	MS90726-89	96906	SCREW, CAP, HEXAGON HEAD: HANDLE SUPPORT MTG	EA	2
66	7	PAFZZ	5310-00-708-8891	MS35690-628	96906	NUT, PLAIN, HEXAGON: HANDLE MTG	EA	1
66	8	XBFZZ	5305-00-633-3955	BL111D	26840	SETSCREW: HANDLE	EA	1
66	9	XBFZZ	4320-00-633-3979	BL12F	26840	HANDLE: DISCHARGE VALVE	EA	1
66	10	XBFZZ		24270	26840	COLLAR, CONTROL HANDLE	EA	1
66	11	XBFZZ		BL45-20	26840	STEM, REMOTE CONTROL	EA	1
66	12	XBFZZ		24190	26840	BRACKET: HANDLE SUPPORT	EA	1

Figure 66. Discharge valve.

(1) ILLUSTRATION		(2)	(3)	(4)	(5)	(6) DESCRIPTION	(7)	(8)
(a) FIG NO.	(b) ITEM NO.	SMR CODE	NATIONAL STOCK NUMBER	PART NUMBER	FSCM	UOC	U/M	QTY INC IN UNIT
66		PAFZZ	4210-00-997-2274	BL45R	26840	VALVE ASSEMBLY, DISCHARGE LEFT SIDE (COMPONENTS SAME AS VALVE, FSN 4210-997-2272, EXCEPT WHERE INDIVIDUAL COMPONENTS ARE ANNOTATED)	EA	1
66		PAFZZ	4210-00-997-2272	BL45F	26840	VALVE ASSEMBLY, DISCHARGE RIGHT SIDE	EA	1
66	13	PAFZZ	5310-00-702-8891	MS35690-628	96906	NUT, PLAIN, HEXAGON: HANDLE SETSCREW LOCKING	EA	1
66	14	XBFZZ	5305-00-633-3955	BL111D	26840	SETSCREW: HANDLE MTG	EA	1
66	15	XBFZZ		2425D	26840	LEVER: VALVE BALL	EA	1
66	16	XBFZZ		BL114	26840	PIN, STOP	EA	1
66	17	PAFZZ	5305-00-710-4190	MS90726-85	96906	SCREW, CAP, HEXAGON HEAD: DISCHARGE VALVE RIGHT SIDE MTG	EA	4
66	18	PAFZZ	5330-00-194-3720	40-4N300	26840	PACKING, PREFORMED, VALVE MTG	EA	1
66	19	PAFZZ	5305-00-269-3236	MS90727-60	96906	SCREW, CAP, HEXAGON HEAD: VALVE COVER MTG	EA	6
66	20	XBFZZ	4210-00-287-9315	BL44-4	26840	COVER, VALVE	EA	1
66	21	PAFZZ	4210-00-030-3447	BLG276D	26840	SEAT, VALVE	EA	1
66	22	PAFZZ	5330-00-641-2362	BL11	26840	GASKET, COVER	EA	4
66	23	XBFZZ	4730-00-018-9566	219188	24617	PLUG, PIPE: BODY VALVE, 1/8 IN. NPT	EA	1
66	24	PAFZZ	5310-00-903-3393	MS35690-731	96906	NUT, PLAIN, HEXAGON: PIVOT MTG, 7/16-20 THD SIZE	EA	1
66	25	XBFZZ	4320-00-633-3979	BL12F	26840	HANDLE, VALVE: DISCHARGE VALVE	EA	1
66	26	XBFZZ		BL114	26840	PIN, STOP	EA	1
66	27	XBFZZ		BL280-45	26840	STOP, HANDLE	EA	1
66	28	XBFZZ		BL41-45F	26840	STEM, VALVE (USED WITH VALVE, FSN 4210-997-2272, ONLY)	EA	1
66	28	XBFZZ		BL41-45R	26840	STEM, VALVE (USED WITH VALVE, P/N BL45R (26840), ONLY)	EA	1
66	29	XBFZZ	4320-00-633-3959	BL91	26840	COLLAR, STEM	EA	2
66	30	PAFZZ	5330-00-579-8156	MS28775-212	96906	PACKING, PREFORMED	EA	1
66	31	XBFZZ	4320-00-633-3962	BL39F	26840	BALL, VALVE	EA	1
66	32	XBFZZ	4210-00-664-3069	BL42	26840	SPRING: BALL VALVE PIVOT	EA	1
66	33	XBFZZ	4320-00-633-3975	BL404	26840	PIVOT, BALL	EA	1
66	34	XAFZZ		BL38F	26840	BODY, VALVE (USED WITH VALVE, FSN 4210-997-2272, ONLY)	EA	1

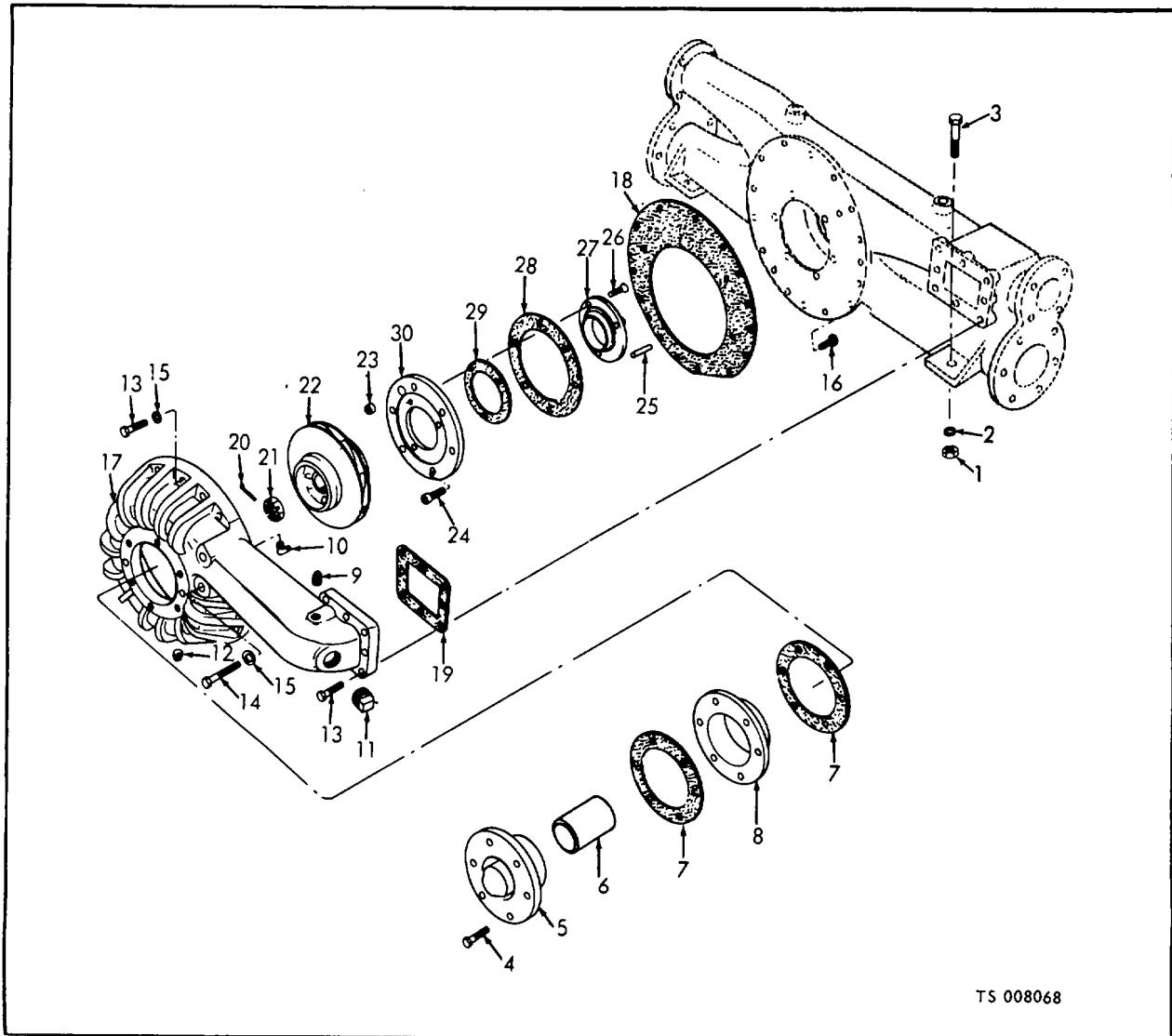


TS 008067

(1) ILLUSTRATION		(2)	(3)	(4)	(5)	(6) DESCRIPTION	(7)	(8)
(a) FIG NO.	(b) ITEM NO.	SMR CODE	NATIONAL STOCK NUMBER	PART NUMBER	FSCM	UOC	U/M	QTY INC IN UNIT
67	1	PAFZZ		MS90726	96906	SCREW, CAP, HEXAGON HEAD: GEAR ASSEMBLY MTG, 7/16-20 THD SIZE, 1 1/4 IN. LG	EA	6
67	2	PAFZZ	5330-00-806-3786	GSA72	26840	GASKET: GEAR ASSEMBLY MTG	EA	1
67		PAFFF	4210-00-111-5228	GSAG4	26840	GEAR ASSEMBLY, SPEED INCREASER	EA	1
67	3	XBFZZ	4210-00-391-5576	S171D	26840	VENT, AIR: GEAR BOX	EA	1
67	4	XBFZZ	4730-00-196-1505	219657	24617	NIPPLE, PIPE: GEAR BOX VENT, 3/4-14 THD SIZE, 2 IN. LG	EA	1
67	5	XBOFF	4320-00-903-5086	GSA327	26840	GAGE, ROD: BAYONET	EA	1
67	6	XBFZZ		ZS427	26840	TUBE, OIL GAGE BAYONET	EA	1
67	7	XBFZZ	4730-00-044-4715	444715	21450	PLUG, PIPE: 1 IN. NPT OIL LEVEL OVERFLOW	CA	1
67	8	XBFZZ	4730-00-540-1895	18964	21450	PLUG, PIPE, MAGNETIC: GEAR CASE DRAIN, 3/4 IN. NPT	EA	1
67	9	PAFZZ	5305-00-285-3890	MS90726-85	96906	SCREW, CAP, HEXAGON HEAD: FRONT BEARING CAP MTG, 7/16-20 THD SIZE, 1 IN. LG	EA	4

Figure 67. Pump gear box.

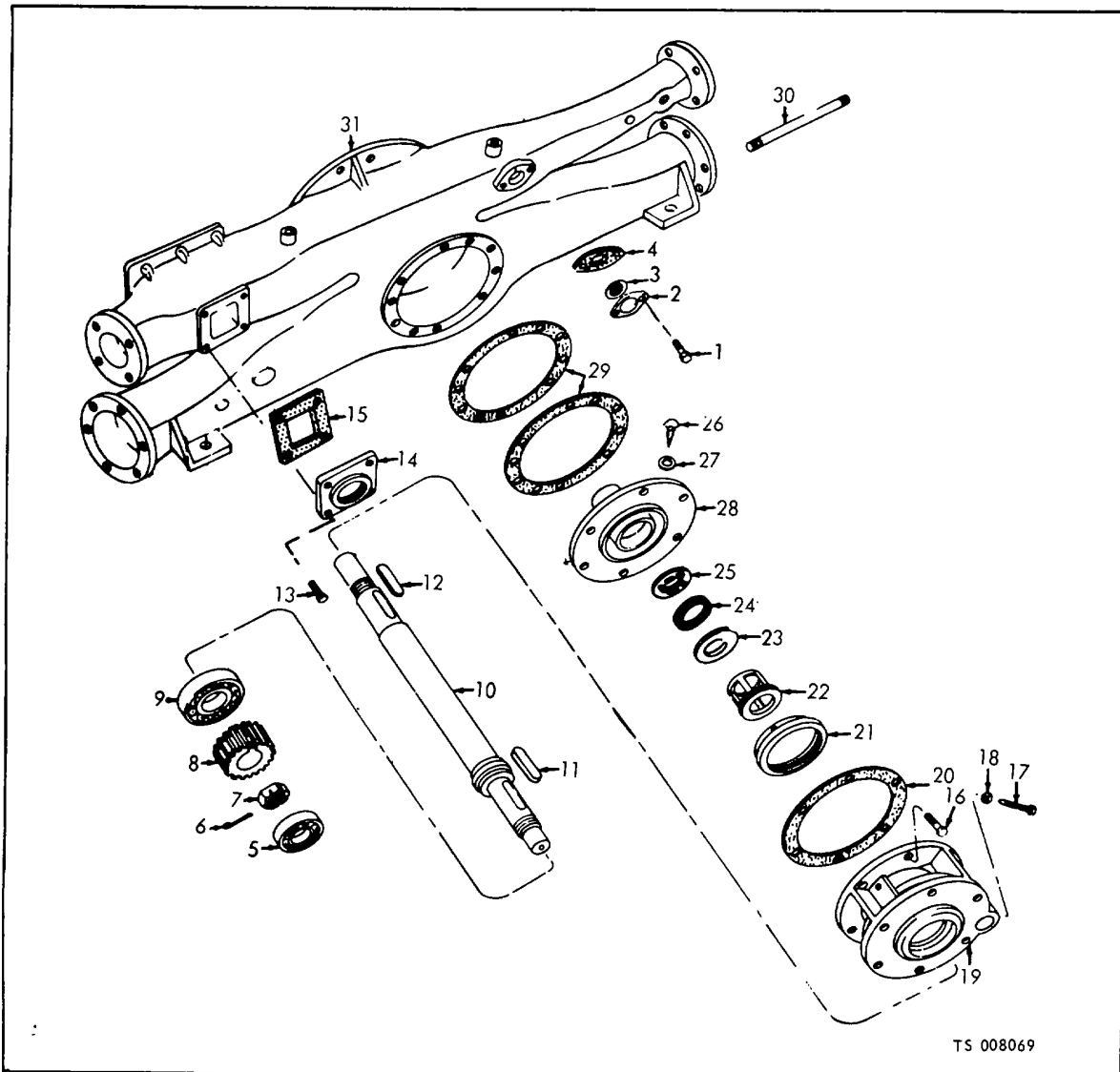
(1) ILLUSTRATION		(2)	(3)	(4)	(5)	(6) DESCRIPTION	(7)	(8)
(a) FIG NO.	(b) ITEM NO.	SMR CODE	NATIONAL STOCK NUMBER	PART NUMBER	FSCM	UOC	U/M	QTY INC IN UNIT
67	10	XBFZZ		GSA61	26840	PLATE, COVER: PUMP DRIVE SHAFT	EA	1
67	11	PAFZZ	5330-00-019-7790	GSA71	26840	GASKET: COVER PLATE	EA	1
67	12	XBFZZ	5305-00-014-5372	145372	24617	SCREW, DRIVE: BAFFLE PLATE MTG, TYPE U, NO. 4 SCREW SIZE, 1/1) IN. LG	EA	2
67	13	XBFZZ		GSA142	26840	PLATE, BAFFLE	EA	1
67	14	XBFZZ	5305-00-959-2708	16990-7F12	56878	SCREW, MACHINE, FLATHEAD SOCKET STEEL: SPACER SIZE, MTG: 7/16-20 THD 3/4 IN. LG	EA	2
67	15	XBFZZ		GSAL322	26840	SPACER: PUMP, PRIMING MTG	EA	1
67	16	PAFZZ	3110-00-144-8519	305S	26840	BEARING, SHAFT	EA	1
67	17	XBFZZ	5310-00-902-0476	GSAS110	26840	NUT, SELF-LOCKING UNIVERSAL JOINT	EA	1
67	18	PAFZZ	4320-00-902-0473	GSA143	26840	GEAR, DRIVE	EA	1
67	19	PAFZZ	5330-00-641-3149	GSA296	26840	SEAL, PLAIN	EA	1
67	20	PAFZZ	5305-00-710-4190	MS90726-85	96906	SCREW, CAP, HEXAGON HEAD PLATE COVER MTG, 7/16-20 THD SIZE, 1 IN. LG	EA	4
67	21	XBFZZ		GSA49	26840	CAP, BEARING	EA	1
67	22	PAFZZ	4320-00-806-3787	GSA292	26840	GASKET: BEARING CAP	EA	1
67	23	XBFZZ	4210-00-136-2156	344-11	26840	SHIM, DRIVE SHAFT, AS REQUIRED	EA	1
67	24	PAFZZ	3110-00-516-5490	207S	26840	BEARING, SHAFT	EA	1
67	25	XBFZZ	4320-00-907-9214	GSA36	26840	SHAFT, DRIVE: PUMP	EA	1
67	26	PPFZZ	5315-00-901-4465	GS32	26840	KEY, MACHINE: DRIVE GEAR	EA	1
67	27	PAFZZ	5315-00-940-9569	BB95X	26840	KEY, MACHINE: DRIVE SHAFT	EA	1
67	28	XAFZZ		GSA4	26840	HOUSING, DRIVE	EA	1



(1) ILLUSTRATION		(2)	(3)	(4)	(5)	(6) DESCRIPTION	(7)	(8)
(a) FIG NO.	(b) ITEM NO.	SMR CODE	NATIONAL STOCK NUMBER	PART NUMBER	FSCM	UOC	U/M	QTY INC IN UNIT
68	1	PAFZZ	5310-00-685-1429	MS35690-805	96906	NUT, PLAIN, HEXAGON: PUMP MTG	EA	4
68	2	PAFZZ	5310-00-012-0384	MS35338-29	96906	WASHER, LOCK: PUMP MTG	EA	4
68	3	PAFZZ	5305-00-782-9494	MS90725-114	96906	SCREW, CAP, HEXAGON HEAD: PLMP MTG	EA	4
68		PAHHH	4320-00-925-4931	GSAL	26840	PUMP ASSEMBLY, WATER	EA	1
68		XBHZZ		GSA1 PA	26840	PUMP ASSEMBLY	EA	1
68	4	PAFZZ	5305-00-710-4194	MS90726-89	96906	SCREW, CAP, HEXAGON HEAD: VOLUTE HOUSING MTG	EA	24
68	5	XBFZZ	4320-00-907-5680	GSG259D	26840	HOUSING ASSEMBLY	EA	1
68	6	PAFZZ	3120-00-294-0225	ZS250	26840	BEARING, SLEEVE IMPELLER SHAFT	EA	1
68	7	PAFZZ	5330-00-030-3199	G5263	26840	GASKET: HOUSING ASSEMBLY MTG AND IMPELLER CLEARANCE	EA	2
68	8	PAFZZ	4210-00-111-5227	GSAL321	26840	RING: IMPELLER CLEARANCE FRONT	EA	1
68	9	XBFZZ				PLUG, PIPE: VOLUTE HOUSING, 1/4-18 THD SIZE	EA	1
68	10	XBFZZ	4730-00-221-2010			ELBOW, PIPE TO TUBE: PUMP DRAIN, 1/4 IN. NPT, 1/4 IN., TUBE	EA	1

Figure 68. Pump body and volute.

(1) ILLUSTRATION		(2)	(3)	(4)	(5)	(6) DESCRIPTION	(7)	(8)
(a) FIG NO.	(b) ITEM NO.	SMR CODE	NATIONAL STOCK NUMBER	PART NUMBER	FSCM	UOC	U/M	QTY INC IN UNIT
68	11	XBFZZ		219308	24617	PLUG, PIPE: VOLUTE HOUSING, 1 1/2-11 1/2 THD SIZE	EA	1
68	12	XBFZZ	4730-00-142-1630			PLUG, PIPE: VOLUTE HOUSING	EA	1
68	13	PAFZZ		MS90726-89	96906	SCREW, CAP, HEXAGON HEAD: HOUSING ASSEMBLY MTG	EA	6
68	14	PAFZZ	5305-00-710-4205	MS9726-99	96906	SCREW, CAP, HEXAGON HEAD: VOLUTE BODY MTG, 7/16-20 THD SIZE, 4 IN. LG	EA	2
68	15	PAFZZ	5310-00-271-7415	F396	26840	WASHER, FLAT: HOUSING MTG	EA	24
68	16	PAFZZ	5305-00-710-4195	MS90726-90	96906	SCREW, CAP, HEXAGON HEAD: HOUSING MTG, 7/16-20 THD SIZE, 3/4 IN. LG	EA	6
68	17	XBFZZ		GSA320	26840	BODY, VOLUTE	EA	1
68	18	PAFZZ	4320-00-806-3781	GS323	26840	GASKET: VOLUTE	EA	2
68	19	PAFZZ	5330-00-820-6897	GS324	26840	GASKET: VOLUTE BODY	EA	2
68	20	PAFZZ	5315-00-849-5578	MS24665-444	96906	PIN, COTTER: NUT LOCKING	EA	1
68	21	XBFZZ	5310-00-220-6692	ZS274	26840	NUT, LOCK: GEAR MTG	EA	1
68	22	PAFZZ	4320-00-695-2779	GS1609-1-2	26840	IMPELLER, PUMP	EA	1
68	23	XBFZZ	4210-00-977-0715	GSG119	26840	VALVE, CHECK	EA	1
68	24	XBFZZ		9406785	26840	SCREW, CAP, SOCKET HEADS VALVE HOUSING MTG, 3/8-25 THD SIZE, 3/4 IN. LG	EA	6
68	25	XBFZZ		GS420	26840	TUBE, COOLING	EA	1
68	26	XBFZZ	5305-00-958-5260	133911	24617	SCREW, MACHINE: VENTURI RING MTG	EA	3
68	27	PAFZZ	5210-00-111-6649	GSAL385	26840	RING, CLEARANCE: VENTURI	EA	1
68	28	PAFZZ	5330-00-806-3782	GS331	26840	GASKET, RING: IMPELLER	EA	1
68	29	PAFZZ	5330-00-903-2851	GS388	26840	GASKET: VENTURI RING	EA	2
68	30	XEFZZ	4320-00-806-3783	GSG321RD	26840	HOUSING, FRONT: IMPELLER	EA	1
68		PAFZZ	5315-00-901-4467	G517	26840	KEY, MACHINE: IMPELLER MTG	EA	1

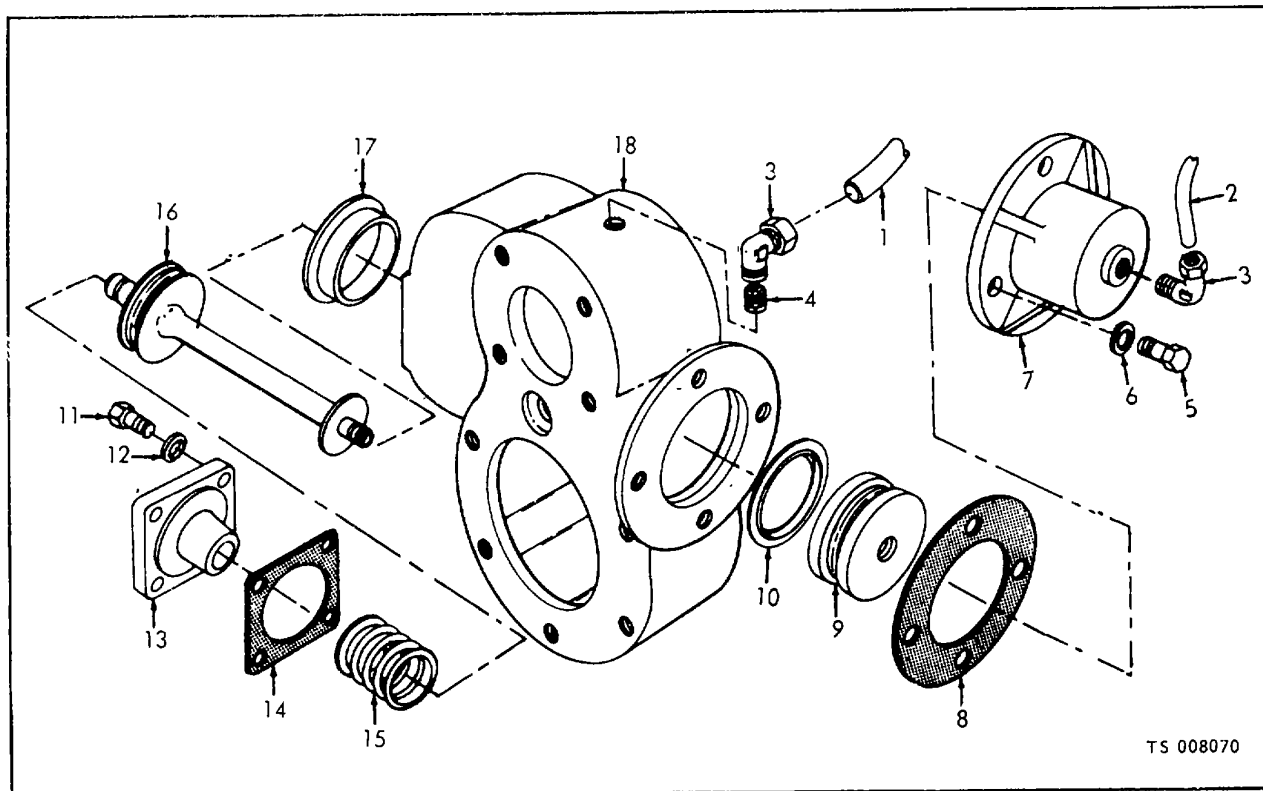


TS 008069

(1) ILLUSTRATION		(2)	(3)	(4)	(5)	(6) DESCRIPTION	(7)	(8)
(a) FIG NO.	(b) ITEM NO.	SMR CODE	NATIONAL STOCK NUMBER	PART NUMBER	FSCM	UOC	U/M	QTY INC IN UNIT
69	1	PAFZZ	5305-00-710-4190	MS90726-85	96906	SCREW, CAP, HEXAGON HEAD: FITTING LINE PRIMER MTG	EA	2
69	2	XBFZZ		GS3080	26840	FITTING, LINE: PRIMER	EA	1
69	3	PAFZZ	4320-00-930-1992	Z5329	26840	STRAINER, PRIMER	EA	1
69	4	PAFZZ	5330-00-663-5126	Z5269	26840	GASKET: FITTING	EA	4
69	5	PAFZZ	3110-00-144-8519	305S	26840	BEARING, BALL: IMPELLER SHAFT	EA	1
69	6	PAFZZ	5315-00-200-4545	103400	24617	PIN, COTTER: NUT LOCKING	EA	1
69	7	XBFZZ	5310-00-902-0475	GS110	26840	NUT, LOCK: GEAR MTG	EA	1
69	8	PAFZZ	4320-00-902-0474	GS231C	26840	GEAR	EA	1
69	9	PAFZZ	3110-00-554-5719	308SF	26840	BEARING, BALL, SHAFT	EA	1

Figure 69. Water pump.

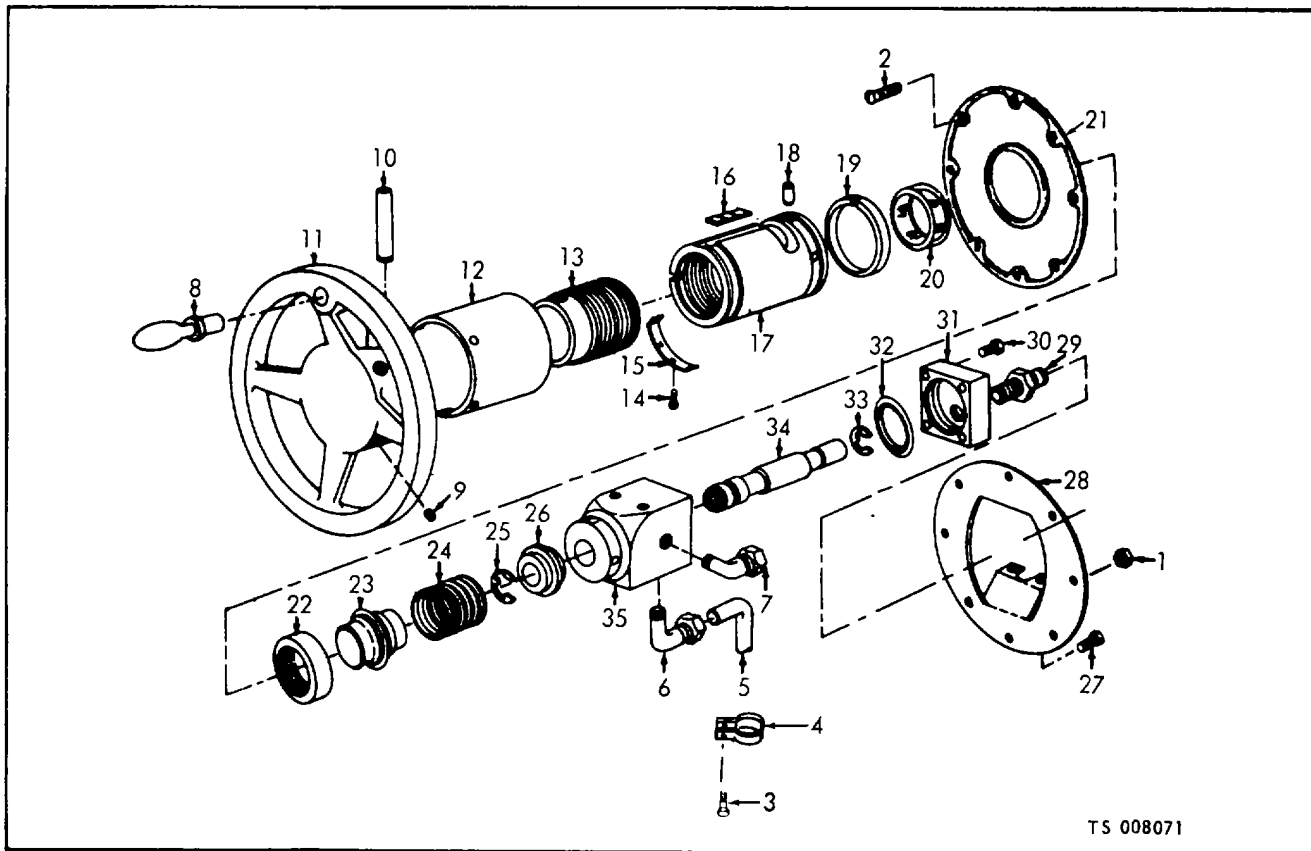
(1) ILLUSTRATION		(2)	(3)	(4)	(5)	(6) DESCRIPTION	(7)	(8)
(a) FIG NO.	(b) ITEM NO.	SMR CODE	NATIONAL STOCK NUMBER	PART NUMBER	FSCM	UOC	U/M	QTY INC IN UNIT
69	10	PAFZZ	4320-00-930-1993	GS37	26840	SHAFT, PUMP: IMPELLER	EA	1
69	11	PAFZZ	5315-00-901-4465	GS32	26840	KEY, MACHINE: GEAR MTG	EA	1
69	12	PAFZZ	5315-00-901-4467	GS17	26840	KEY, MACHINE: IMPELLER MTG	EA	1
69	13	PAFZZ	5305-00-710-4192	MS90726-87	96906	SCREW, CAP, HEXAGON HEAD: PLATE MTG	EA	4
69	14	XBFZZ		C650XT1-12	26840	PLATE: DISCHARGE CONNECTION	EA	1
69	15	PAFZZ	4210-00-429-6178	S649	26840	GASKET: PLATE, MTG	EA	4
69	16	PAFZZ	5305-00-710-4195	MS90726-90	96906	SCREW, CAP, HEXAGON HEAD: HEAD MTG	EA	6
69	17	XBFZZ	5305-00-870-2821	S18D	26840	SCREW, GLAND LOCK: PACKING	EA	1
69	18	XBFZZ	5310-00-012-0376	MS35690-505	96906	NUT	EA	1
69	19	XBFZZ	4320-00-126-2148	GSA2	26840	HEAD, PUMP	EA	1
69	20	PAFZZ	4320-00-806-3778	GS72	26840	GASKET: PUMP HEAD MTG	EA	1
69	21	XBFZZ	4210-00-335-3493	ZS371	26840	SLEEVE, ADJUSTING	EA	1
69	22	XBFZZ	4210-00-429-6174	GS57	26840	RETAINER, PACKING	EA	1
69		PAFZZ	5330-00-870-2820	ZSG58	26840	PACKING SET: PUMP SHAFT	EA	1
69	23	PAOZZ	4210-00-111-6650	QS58Z	26840	SEPARATOR, PACKAGE	EA	1
69	24	XAFZZ	5330-00-641-1454	Z558	26840	PACKING	EA	1
69	25	XBFZZ	4320-00-212-9795	ZS273	26840	LANTERN, PACKING	EA	2
69	26	XBFZZ	5305-00-014-5388	145388	24617	SCREW, DRIVE: NO. 14 SCREW SIZE, 1/2 IN. LG	EA	1
69	27	XBFZZ	5310-00-901-4463	GS343	26840	WASHER, FLAT: HOUSING	EA	1
69	28	XBFZZ		GSG262D	26840	HOUSING ASSEMBLY	EA	1
69	29	PAFZZ	5330-00-030-3199	GS263	26840	GASKET: BODY	EA	2
69	30	XBFZZ		GS726	26840	STUD, VALVE BODY: MTG	EA	9
69	31	XAHZZ		GSA1	26840	BODY, PUMP	EA	1



TS 008070

(1) ILLUSTRATION		(2)	(3)	(4)	(5)	(6) DESCRIPTION	(7)	(8)
(a) FIG NO.	(b) ITEM NO.	SMR CODE	NATIONAL STOCK NUMBER	PART NUMBER	FSCM	UOC	U/M	QTY INC IN UNIT
70	1	MFFZZ		44-00174-32	63734	TUBE: FRONT OF CONTROL VALVE TO TOP OF PUMP MANUFACTURE FROM: TUBE, COPPER, 3/8 IN. OD, 32 IN. REQUIRED	EA	1
70	2	PAFZZ	4710-00-277-5527	44-00174-24	63734	TUBE: SIDE OF CONTROL VALVE TO SIDE OF PUMP MANUFACTURE FROM: TUBE, COPPER, 3/8 IN. OD, 23 IN. REQUIRED	EA	1
70		PAFZZ	4710-00-277-5527			VALVE: RELIEF	EA	1
70	3	XBFZZ	4820-00-113-5526	GSARVA	26840	ELBOW, TUBE	EA	1
70	4	XBFZZ	4210-00-791-9424	ZS695	26840	SCREEN, RELIEF VALVE	EA	1
70	5	PAFZZ	4320-00-902-4772	MS90726-85	96906	SCREW, CAP, HEXAGON HEAD: BONNET MTG	EA	4
70	6	PAFZZ	5310-00-262-8353	FS96	26840	WASHER, FLAT: BONNET MTG	EA	4
70	7	XBFZZ	4820-00-234-3435	GSA671	26840	COVER, PISTON HEAD	EA	1
70	8	PAFZZ	5330-00-901-2152	S702	26840	GASKET: PISTON HEAD COVER	EA	2
70	9	XBFZZ	4320-00-907-3655	GS673D	26840	PISTON, RELIEF VALVE	EA	1
70	10	PAFZZ	5330-00-194-3719	AN6227-37	88044	PACKING, PREFORMED	EA	1
70	11	PAFZZ	4320-00-902-4772	MS90726-85	96906	SCREW, CAP, HEXAGON HEAD: BONNET MTG	EA	4
70	12	PAFZZ	5310-00-262-8353	FS96	26840	WASHER, FLAT: BONNET MTG	EA	4
70	13	XBFZZ		GS677	26840	BONNET, VALVE RELIEF	EA	1
70	14	PAFZZ	5330-00-901-2151	S701	26840	GASKET: BONNET	EA	2
70	15	XBFZZ	4320-00-732-7539	GS721	26840	SPRING, HELICAL, COMPRESSION: MAIN VALVE	EA	1
70	16	XBFZZ	4320-00-907-5681	GS682	26840	VALVE, RELIEF	EA	1
70	17	XBFZZ	4320-00-905-4772	GS724	26840	SEAT, VALVE	EA	1
70	18	XAFZZ		GSA670	26840	BODY, VALVE RELIEF	EA	1

Figure 70. Relief valve.

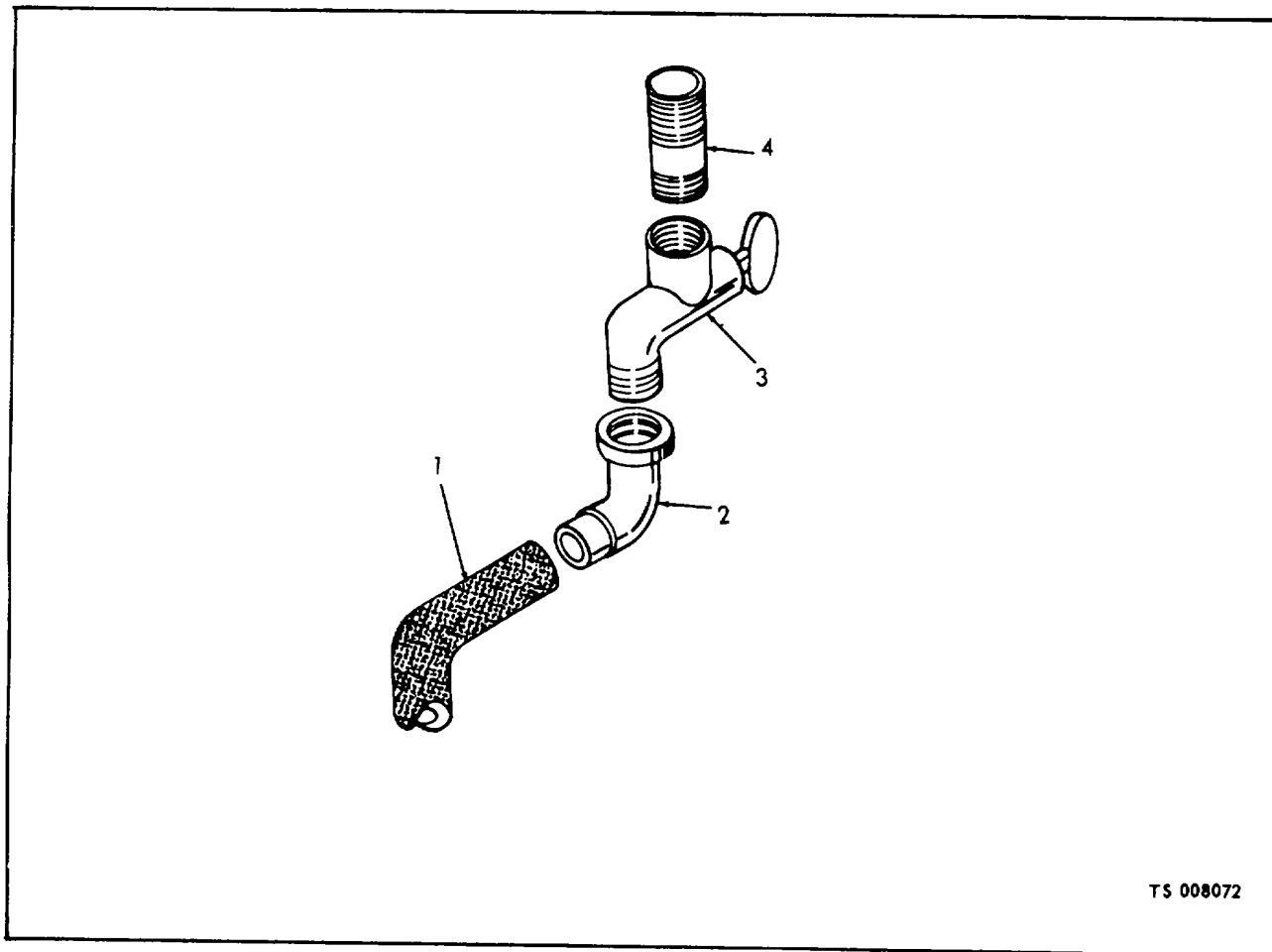


TS 008071

(1) ILLUSTRATION		(2)	(3)	(4)	(5)	(6) DESCRIPTION	(7)	(8)
(a) FIG NO.	(b) ITEM NO.	SMR CODE	NATIONAL STOCK NUMBER	PART NUMBER	FSCM	UOC	U/M	QTY INC IN UNIT
71	1	PAOZZ	5310-00-011-7060	MS35690-402	96906	NUT, PLAIN, HEXAGON: CONTROL VALVE MTG	EA	8
71	2	PAOZZ	5305-00-988-1724	M535206-280	96906	SCREW, MACHINE: PANHEAD, CONTROL VALVE MTG	EA	8
71	3	PAFZZ	4210-00-997-2271	QLCVA	26840	VALVE ASSEMBLY CONTROL	EA	1
71	3	PAFZZ	5305-00-855-0957	MS24629-46	96906	SCREW TAPPING: CLAMP RELIEF VALVE DRAIN, 10-24 X 12 IN.	EA	1
71	4	PAFZZ	5340-00-535-6479	MS21919G6	96906	CLAMP, LOOP: DRAIN TUBE	EA	1
71	5	MFFZZ		10510-750	90598	TUBING POLY: DRAIN	EA	1
71		PAFZZ		LP590TYPE2GRADE7	81349	MANUFACTURE FROM: TUBING, POLY: 3/8 IN. OD, AS REQUIRED	FT	3
71	6	XBFZZ		269P1-4Y3-8	30327	ELBOW, MALE POLY	EA	1
71	7	XBFZZ	4730-00-263-4983	69F3-8X1-4	30327	ELBOW, COMPRESSOR: PIPE TO TUBE BRASS, 1/4 IN. NPT TO 3/8 IN. TUBE	EA	1
71	8	XBOZZ	5340-00-922-2625	QL157	26840	HANDWHEEL: RELIEF VALVE	EA	1
71	9	PAOZZ	5305-00-151-1321	MS35198-12	96906	SCREW, MACHINE: HANDWHEEL	EA	4
71	10	XBOZZ	5315-00-816-1067	QL114	26840	PIN, STRAIGHT: HANDWHEEL	EA	1
71	11	XBOZZ				WHEEL, ADJUSTING: RELIEF VALVE	EA	1
71	12	XBOZZ		QL759D	26840	COVER, RELIEF VALVE	EA	1
71	13	XBOZZ	4210-00-791-9425	QL731	26840	SCREW ADJUSTING	EA	1
71	14	PAFZZ	5305-00-052-6907	MS24629-2	96906	SCREW, SELF-TAPPING: STOP MTG, NO, 2 SCREW SIZE, 3/16 IN. LG	EA	2
71	15	XBFZZ	4310-00-653-1507	QL722D	26840	STOP, WHEEL	EA	1
71	16	XBFZZ		QL758	26840	PLATE, GRADUATE: RELIEF VALVE	EA	1
71	17	XBFZZ		QLG672D	26840	NUT, ADJUSTING	EA	1
71	18	XBFZZ	5340-00-822-4710	QL68	26840	INSERT, NUT RETAINING	EA	4
71	19	XBFZZ		QL757	26840	CLIP, INDICATOR	EA	1

Figure 71. Control valve.

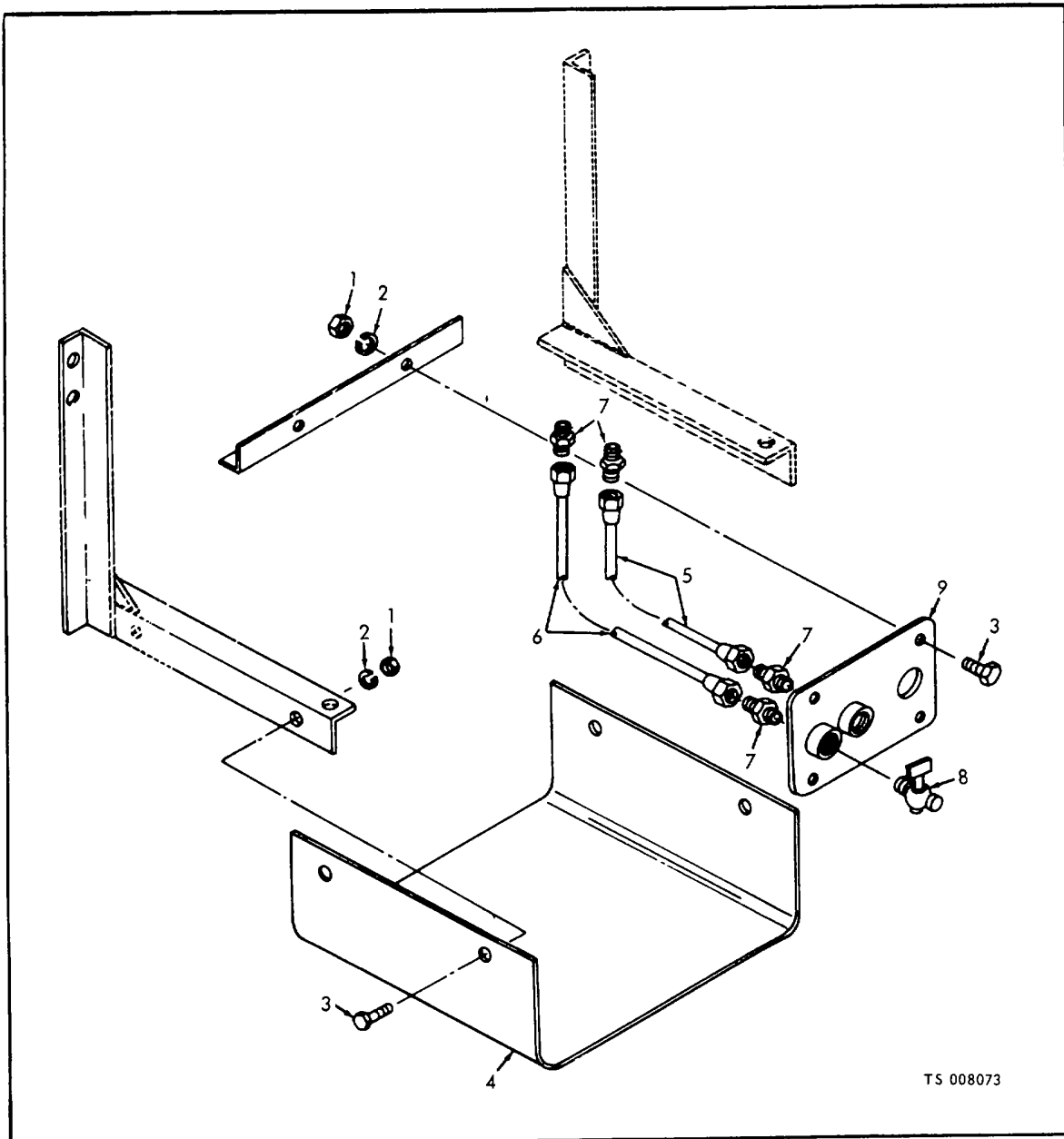
(1) ILLUSTRATION		(2)	(3)	(4)	(5)	(6) DESCRIPTION	(7)	(8)
(a) FIG NO.	(b) ITEM NO.	SMR CODE	NATIONAL STOCK NUMBER	PART NUMBER	FSCM	UOC	U/M	QTY INC IN UNIT
71	20	XBFZZ		QL690D	26840	INDICATOR: SIGHT GLASS	EA	1
71	21	XBOZZ		QL737	26840	PLATE, INSTRUCTION	EA	1
71	22	PAOZZ	3110-00-792-8178	5870	26840	BEARING, BALL: RELIEF VALVE	EA	1
71	23	XBOZZ	4210-00-813-7843	GSA712	26840	RETAINER, SPRING	EA	1
71	24	XBOZZ	5340-00-445-7723	QL694	26840	SPRING, HELICAL	EA	1
71	25	XBFZZ	4320-00-114-0950	710B62	26840	RING, RETAINING	EA	1
71	26	XBFZZ	5340-00-445-7732	QL711D	26840	RETAINER, SPRING	EA	1
71	27	PAFZZ	5306-00-225-9084	MS90726-29	96906	BOLT, MACHINE: MTG VALVE, BODY TO MOUNTING PLATE	EA	4
71	28	XBFZZ		QL738PD	26840	PLATE, MOUNTING: RELIEF VALVE	EA	1
71	29	XBFZZ	4730-00-270-5286	68F3-8X1-4	30327	ADAPTOR, COMPRESSOR: PIPE TO TUBE BRASS, 1/4 IN. NPT TO 3/8 IN. TUBE	EA	1
71	30	PAFZZ	5306-00-225-9091	MS90726-36	96906	BOLT, MACHINE: VALVE BONNET MTG. 5/16-24 THD SIZE, 1 1/4 IN. LG	EA	4
71	31	XBFZZ	4210-00-856-0294	QL713	26840	BONNET, VALVE	EA	1
71	32	PAFZZ	5330-00-061-8354	40-4N125	26840	PACKING, PREFORMED: BONNET TO BODY	EA	1
71	33	XBFZZ	42300-11i4-19i49	710B50	26840	RING, RETAINER	EA	1
71	34	XBFZZ	4820-00-975-8143	QL687	26840	VALVE	EA	1
71	35	XBFZZ		QL704	26840	BODY, VALVE	EA	1



TS 008072

(1) ILLUSTRATION		(2)	(3)	(4)	(5)	(6) DESCRIPTION	(7)	(8)	
(a) FIG NO.	(b) ITEM NO.	SMR CODE	NATIONAL STOCK NUMBER	PART NUMBER	FSCM	UOC	U/M	QTY INC IN UNIT	
72	1	MFFZZ		43-01768	63734	HOSE, RUBBER: DRAIN MANUFACTURE FROM: HOSE, RUBBER 24 IN., REQUIRED FOR EACH HOSE	A	EA	2
72	2	PAFZZ	4720-00-278-4921	BK22379	77820	ADAPTOR, ELBOW: DISCHARGE DRAIN	A	EA	2
72	3	XBFZZ	4730-00-447-5723	B46137-4-3-8	20266	VALVE, DRAIN: DISCHARGE LINES	A	EA	2
72	4	PAFZZ	4730-00-196-1552	MS51953-10	96906	NIPPLE, PIPE: DISCHARGE DRAIN, LH, 3/4-14 THD SIZE, 7 IN. LG	A	EA	1
72	4	PAFZZ		MS51953-106	96906	NIPPLE, PIPE: DISCHARGE DRAIN, RH, 3/4-14 THD SIZE, 4 1/2 IN. LG	A	EA	1

Figure 72. Discharge drain valve.

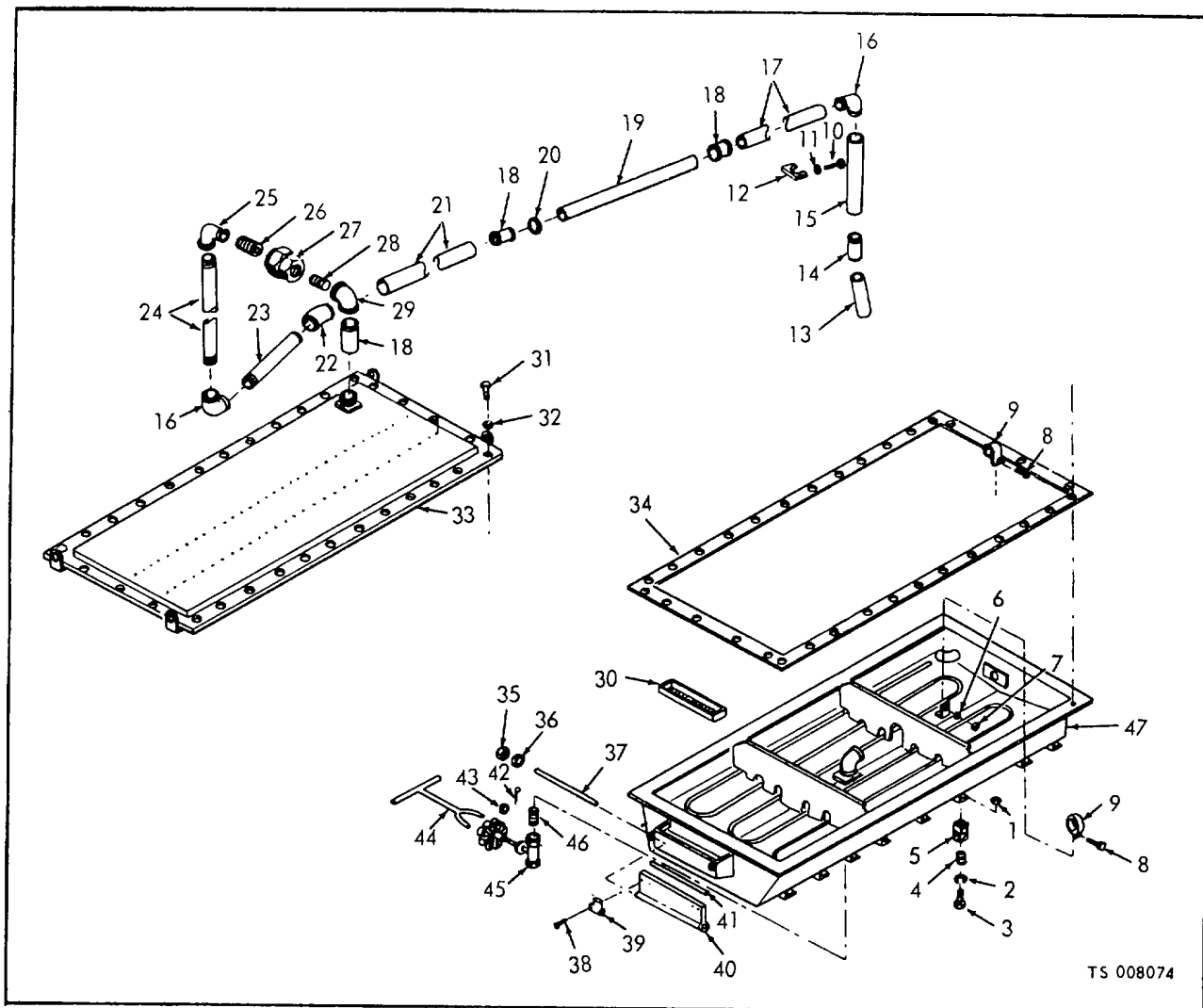


(1) ILLUSTRATION		(2)	(3)	(4)	(5)	(6) DESCRIPTION	(7)	(8)
(a) FIG NO.	(b) ITEM NO.	SMR CODE	NATIONAL STOCK NUMBER	PART NUMBER	FSCM	UOC	U/M	QTY INC IN UNIT
73	1	PAOZZ	5310-00-584-5005	MS35690-405	96906	NUT, PLAIN, HEXAGON: PLATE AND GUARD MTG	EA	6
73	2	PAOZZ	5310-00-582-5965	MS35338-44	96906	WASHER, LOCK: PLATE AND GUARD MTG	EA	6
73	3	PAOZZ	5305-00-225-3839	MS907258	96906	SCREW, CAP, HEXAGON HEAD: PLATE AND GUARD MTG	EA	6
73	4	XBOZZ		28-01294	63734	GUARD, DRAIN VALVE	EA	1

Figure 73. Drain valve guard, plate and drain cocks.

(1) ILLUSTRATION		(2)	(3)	(4)	(5)	(6) DESCRIPTION	(7)	(8)
(a) FIG NO.	(b) ITEM NO.	SMR CODE	NATIONAL STOCK NUMBER	PART NUMBER	FSCM	UOC	U/M	QTY INC IN UNIT
73	5	MFFZZ		44-00166-56	63734	TUBE: RELIEF VALVE REAR MANUFACTURE FROM:	EA	1
73		PAFZZ	4710-00-203-3171			TUBING, COOPER, 56 IN. REQUIRED	FT	
73	6	MFFZZ		44-00166-45	63734	TUBE: RELIEF VALVE FRONT MANUFACTURE FROM:	EA	1
73		PAFZZ	4710-00-203-3171			TUBING, COOPER, 45 IN. REQUIRED	FT	
73	7	XBFZZ	4730-00-270-4580	168F4L	70411	CONNECTOR, MALE: RELIEF VALVE DRAIN TUBES	EA	4
73	8	XBOZZ		9900574	63734	COCK, DRAIN VALVE	EA	2
73	9	XBOZZ		28-01295	63734	PLATE ASSEMBLY, DRAIN VALVE	EA	1
		MFFZZ		10572-96-2	82646	TUBE ASSEMBLY: METAL DRAIN, RIGHT AND LEFT DISCHARGE VALVES MANUFACTURE FROM:	B	EA
		PAFZZ	4710-00-277-5527			TUBING COPPER, 9 IN. REDUIRED	FT	
		MFFZZ		10572-96-3	82646	TUBE ASSEMBLY: METAL DRAIN, RIGHT AND LEFT DISCHARGE VALVES MANUFACTURE FROM:	B	EA
		PAFZZ	4710-00-277-5527			TUBING COPPER, 5 FT REQUIRED	FT	
		MFFZZ		10572-96-4	82646	TUBE ASSEMBLY: METAL DRAIN, RIGHT AND LEFT DISCHARGE VALVES MANUFACTURE FROM:	B	EA
		PAFZZ	4710-00-277-5527			TUBING COPPER, 39 1/2 IN. REQUIRED	FT	
		MFFZZ		10572-96-5	82646	TUBE ASSEMBLY: METAL DRAIN, PRESSURE SIDE OF HEAT EXCHANGER MANUFACTURE FROM:	B	EA
		PAFZZ	4710-00-277-5527			TUBING COPPER, 27 1/2 IN. REQUIRED	EA	1
		MFFZZ		10572-96-6	82646	TUBE ASSEMBLY: CONTROL RELIEF VALVE DRAIN MANUFACTURE FROM:	B	EA
		PAFZZ	4710-00-277-5527			TUBING COPPER, 3 FT 9 IN. REQUIRED	FT	
		MFFZZ		10572-96-7	82646	TUBE ASSEMBLY: RELIEF VALVE TO RELIEF VALVE MANUFACTURE FROM:	B	EA
		PAFZZ	4710-00-277-5527			TUBING COPPER, 27 IN. REQUIRED	FT	
		MFFZZ		10572-96-8	82646	TUBE ASSEMBLY: METAL RELIEF VALVE MANUFACTURE FROM:	B	EA
		PAFZZ	4710-00-277-5527			TUBING COPPER, 5 IN. REQUIRED	FT	
		MFFZZ		10572-96-9	82646	TUBE ASSEMBLY: METAL DRAIN MANUFACTURE FROM:	B	EA
		PAFZZ	4710-00-277-5527			TUBING COPPPER, 24 IN. REQUIRED	FT	
		MFFZZ		10572-96-10	82646	TUBE ASSEMBLY: METAL DRAIN MANUFACTURE FROM:	B	EA
		PAFZZ	4710-00-277-5527			TUBING COPPER, 20 1/2 IN. REOUIRED	FT	
		MFFZZ		10572-96-11	82646	TUBE ASSEMBLY: METAL DRAIN MANUFACTURE FROM:	B	EA
		PAFZZ	4710-00-277-5527			TUBING COPPER, 12 IN. REQUIRED	FT	
		MFFZZ		10572-96-12	82646	TUBE ASSEMBLY: METAL DRAIN MANUFACTURE FROM:	B	EA
		PAFZZ	4710-00-277-5527			TUBING COPPER, 19 IN. REQUIRED	FT	
		MFFZZ		10572-96-13	82646	TUBE ASSEMBLY: PRESSURE RELIEF VALVE DRAIN MANUFACTURE FROM:	B	EA
		PAFZZ	4710-00-277-5527			TUBING COPPER, 28 1/2 IN. REQUIRED	FT	
		MFFZZ		10572-96-14	82646	TUBE ASSEMBLY: PRESSURE GAGE DRAIN MANUFACTURE FROM:	B	EA
		PAFZZ	4710-00-277-5527			TUBING COPPER, 33 1/2 IN. REQUIRED	FT	

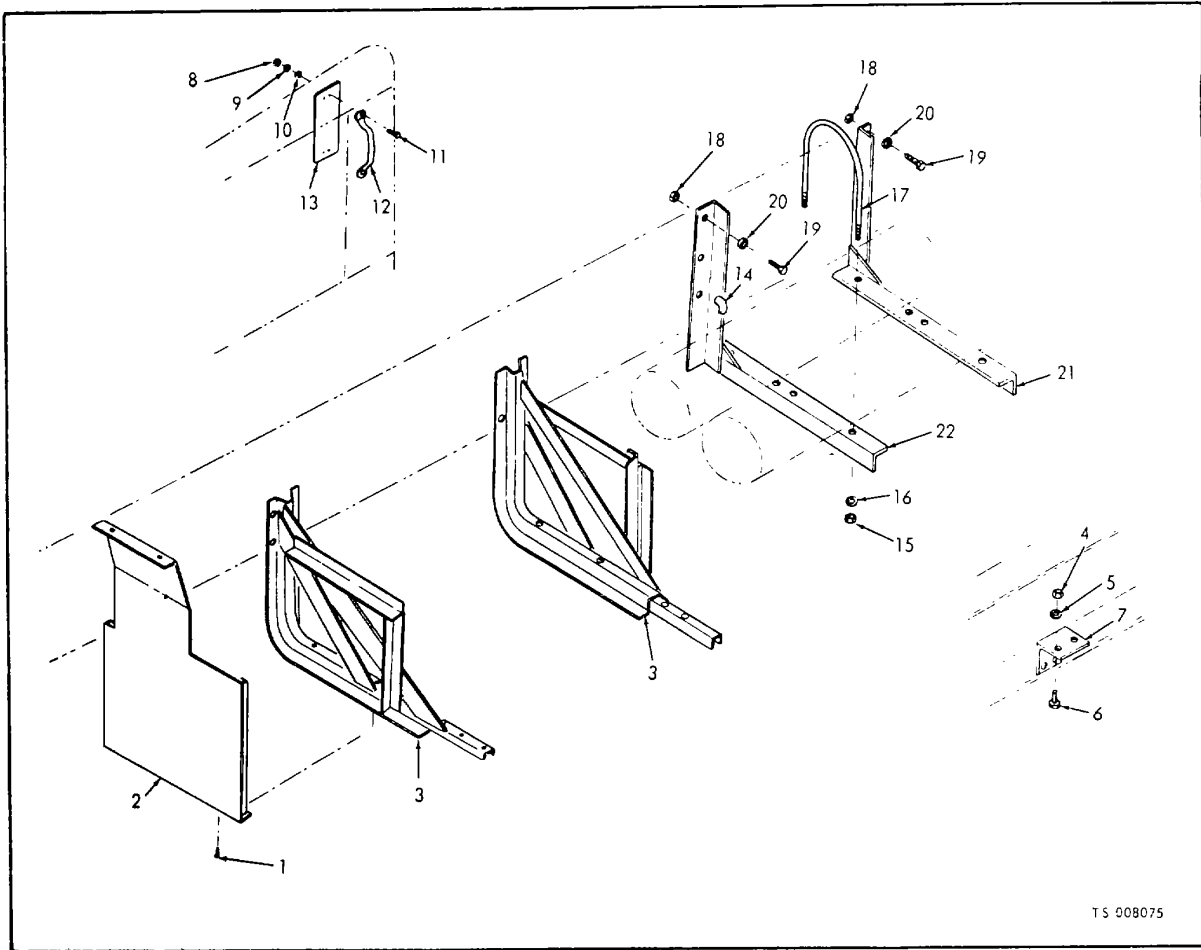
(1) ILLUSTRATION		(2)	(3)	(4)	(5)	(6) DESCRIPTION	(7)	(8)	
(a) FIG NO.	(b) ITEM NO.	SMR CODE	NATIONAL STOCK NUMBER	PART NUMBER	FSCM	UOC	U/M	QTY INC IN UNIT	
		MFFZZ		10572-96-15	82646	TUBE ASSEMBLY: PRESSURE GAGE MANUFACTURE FROM:	B	EA	1
		PAFZZ	4710-00-277-5527			TUBING COPPER, 11 1/2 IN. REQUIRED		FT	
		MFFZZ		10572-96-16	82646	TUBE ASSEMBLY: PRESSURE GAGE MANUFACTURE FROM:	B	EA	1
		PAFZZ	4710-00-277-5527			TUBING, COPPER, 17 IN. REQUIRED		FT	
		MFFZZ		10572-96-17	82646	TUBE ASSEMBLY: PRESSURE GAGE MANUFACTURE FROM:	B	EA	1
		PAFZZ	4710-00-277-5527			TUBING, COPPER, 20 IN. REQUIRED		FT	
		MFFZZ		10572-96-18	82646	TUBE ASSEMBLY: CONTROL RELIEF VALVE DRAIN MANUFACTURE FROM:	B	EA	1
		PAFZZ	4710-00-277-5527			TUBING/COPPER, 3 FT 7 IN. REQUIRED		FT	
		MFFZZ		10572-96-19	82646	TUBE ASSEMBLY: RELIEF VALVE MANUFACTURE FROM:	B	EA	1
		PAFZZ	4710-00-277-5527			TUBING, COPPER, 19 1/2 IN. REQUIRED		FT	
		MFFZZ		10572-96-20	82646	TUBE ASSEMBLY: RELIEF VALVE MANUFACTURE FROM:	B	EA	1
		PAFZZ	4710-00-277-5527			TUBING, COPPER, 6 IN. REQUIRED		FT	
		MFFZZ		10572-96-21	82646	TUBE ASSEMBLY: PRESSURE RELIEF VALVE DRAIN MANUFACTURE FROM:	B	EA	1
		PAFZZ	4710-00-277-5527			TUBING, COPPER, 3 FT 6 IN. REQUIRED		FT	
		MFFZZ		10572-96-22	82646	TUBE ASSEMBLY: COMPRESSOR GAGE TO PUMP MANUFACTURE FROM:	B	EA	1
		PAFZZ	4710-00-277-5527			TUBING, COPPER, 30 IN. REQUIRED		FT	
		XBFZZ	4730-00-540-2596	B68X6	79470	ADAPTOR, STRAIGHT, PIPE TO TUBE: 1/4-18 THD SIZE, 3/8-18 THD SIZE	B	EA	8
		XBFZZ		B68X4A	79470	ADAPTOR, STRAIGHT, PIPE TO TUBE: 1/4-18 THD SIZE	B	EA	2
		XBFZZ		B66X4A	79470	ADAPTOR, STRAIGHT TO TUBE: 1/4-18 THD SIZE	B	EA	2
		XBFZZ		B68x6A	79470	ADAPTOR, STRAIGHT: PIPE TO TUBE, 1/8-27 THD SIZE, 3/8-18 THD SIZE	B	EA	1
		XBFZZ		B68X6B	79470	ADAPTOR, STRAIGHT PIPE TO TUBE: 3/8-18 THD SIZE	B	EA	2
		XBFZZ		B64X6	79470	TEE, TUBE: 3/8-18 THD SIZE	B	EA	5
		XBFZZ		B69X6	79470	ELBOW, PIPE TO TUBE: 1/4-18 THD SIZE, 3/8-18 THD SIZE	B	EA	7
		XBFZZ		B69X6B	79470	ELBOW, PIPE TO TUBE: 3/8-18 THD SIZE	B	EA	1
		XBFZZ		144083	24617	TEE, PIPE, GALVANIZED: 1/4-18 THD SIZE	B	EA	1
		XBFZZ		219190	24617	PLUG, PIPE, SQUARE HEAD, GALVANIZED, 1/4-18 THD SIZE	B	EA	1
		XBFZZ		144040	24617	BUSHING, PIPE: DISCHARGE VALVE DRAIN, 3/4-14 THD SIZE 1/4-18 THD SIZE	B	EA	2



(1) ILLUSTRATION		(2)	(3)	(4)	(5)	(6) DESCRIPTION	(7)	(8)
(a) FIG NO.	(b) ITEM NO.	SMR CODE	NATIONAL STOCK NUMBER	PART NUMBER	FSCM	UOC	U/M	QTY INC IN UNIT
						GROUP 16 - TANK ASSEMBLY, WATER		
74	1	PAFZZ	5310-00-269-4040	MS51922-49	96906	NUT, SELF-LOCKING, HEXAGON: TANK MTG	EA	6
74	2	PAFZZ	5310-00-951-7209	MS27183-22	96906	WASHER, FLAT: TANK	EA	6
74	3	PAFZZ	5305-00-821-7126	MS16206-148	96906	BOLT, MACHINE: TANK MTG	EA	6
74	4	XBFZZ	5360-00-477-2680	13217E5701	97403	SPRING, HELICAL: TANK MTG	EA	6
74	5	XBFZZ		13217E5702	97403	BLOCK: TANK MTG	EA	6
74	6	PAFZZ	5310-00-903-5966	MS51971-1	96906	NUT, PLAIN, HEXAGON: PIPE RETAINER MTG	EA	2
74	7	PAFZZ	5310-00-933-8121	MS35338-139	96906	WASHER, LOCK: PIPE RETAINER MTG	EA	2
74	8	PAFZZ	5305-00-702-523	MS35307-306	96906	SCREW, CAP, HEXAGON HEAD: PIPE RETAINER MTG	EA	2
74	9	XBFZZ		13217E5695	97403	RETAINER, PIPE	EA	2
74		XBFZZ		13217E5647	97403	WATER, TANK ASSEMBLY	EA	1
74	10	PAFZZ	5306-00-225-8516	MS90725-52	96906	SCREW, CAP, HEXAGON HEAD: PIPE CLAMP	EA	2
74	11	PAFZZ	5310-00-407-9566	MS35338-45	96906	WASHER, LOCK: PIPE CLAMP	EA	2

Figure 74. Tank assembly, water.

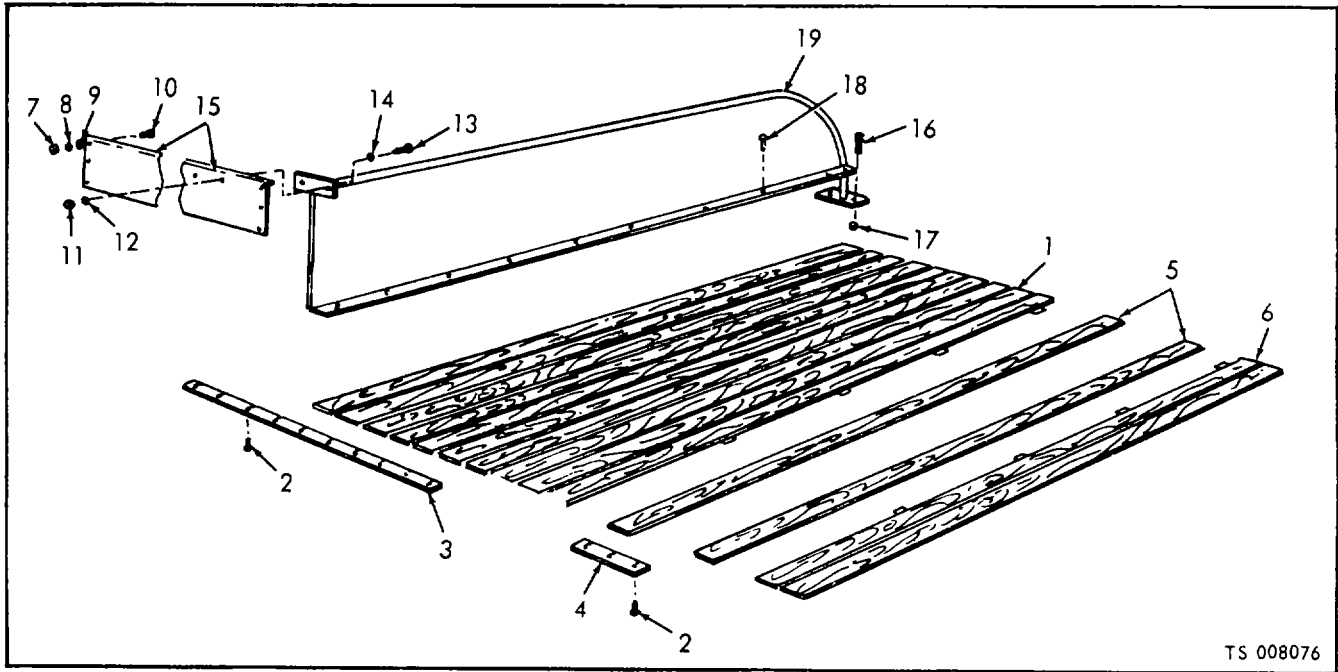
(1) ILLUSTRATION		(2)	(3)	(4)	(5)	(6) DESCRIPTION	(7)	(8)
(a) FIG NO.	(b) ITEM NO.	SMR CODE	NATIONAL STOCK NUMBER	PART NUMBER	FSCM	UOC	U/M	QTY INC IN UNIT
74	12	XBFZZ		13217E5805	97403	CLAMP, PIPE	EA	1
74	13	XBFZZ	4730-00-451-3550	M551953-203	96906	NIPPL	EA	1
74	14	XBFZZ	4730-00-246-9207	WWP521	81348	ELBOW, PIPE, 45 DEG, 2-11 1/2 THD SIZE	EA	1
74	15	XBFZZ		10524-40	90598	NIPPLE, 2-11 1/2 THD SIZE	EA	1
74	16	XBFZZ	4730-00-277-5643	WWP521	81348	EBLOW, PIPE: 2-11 1/2 THD SIZE	EA	2
74	17	XBFZZ		10524-39	90598	PIPE	EA	1
74	18	XBFZZ	4730-00-187-7617	MS39233-9	96906	COUPLNG, PIPE	EA	1
74	19	XBFZZ		10524-38	90598	PIPE	EA	1
74	20	PAFZZ		MS21266-3N	95905	GROMMET, RUBBER	EA	2
74	21	XBFZZ		10524-37	90598	PIPE	EA	1
74	22	XBFZZ	4730-00-246-9207	WWP521	81348	ELBOW, PIPE: 45 DEG, 2-11 1/2 THD SIZE	EA	1
74	23	XBFZZ	4730-00-451-3542	453865	24617	NIPPLE	EA	1
74	24	XBFZZ		10524-38	90598	PIPE	EA	1
74	25	XBFZZ	4730-00-277-5643	WWP521	81348	ELBOW, PIPE, 2 IN.	EA	1
74	26	XBFZZ		10524-43	90598	NIPPLE	EA	1
74	27	XBFZZ	4730-00-189-2619	WWU531	81348	UNION, PIPE: 2-11 1/2 THD SIZE	EA	1
74	28	XBFZZ	4730-00-196-1510	MS51953-194	96906	NIPPLE	EA	1
74	29	XBFZZ	4730-00-277-5643	WWP521	81348	ELBOW, PIPE, 2 IN.	EA	1
74	30	XBOZZ		13217E5693	97403	STRAINER, TANK	EA	1
74	31	PAFZZ	5306-00-637-9675	MS35307-332	96906	SCREW, CAP, HEXAGON HEAD: COVER MTG	EA	38
74	32	PAFZZ	5310-00-081-4219	MS27183-12	96906	WASHER, FLAT: COVER MTG	EA	38
74	33	XBFZZ		13217E5677	97403	COVER, WATER TANK	EA	1
74	34	MFFZZ		13217E5676-10	97403	GASKET	EA	1
74		PAFZZ		MILR3065TYPECLASS	81349	MANUFACTURE FROM: GASKET, RUBBER, AS REQUIRED	FT	
74	35	PAOZZ	5310-00-965-1800	MS51971-4	96906	NUT, PLAIN, HEXAGON: DOOR MTG	EA	2
74	36	PAOZZ	5310-00-973-8786	MS35338-142	96906	WASHER, LOCK: DOOR MTG	EA	2
74	37	XBOZZ		13217E5694	97403	ROD, FILLER DOOR	EA	1
74	38	XBOZZ		MS20813-4C6	96906	RIVET, SOLID: STRIKE MTG	EA	4
74	39	PAOZZ	5340-00-237-6254	MS18015-3	96906	STRIKE	EA	2
74	40	XBOZZ		13217E5692	97403	DOOR, FILLER, TANK	EA	1
74	41	MOOZZ		13217E5692-4	97403	GASKET	EA	1
74		PAOZZ		MILR3065TYPECLASS	81349	MANUFACTURE FROM: GASKET, RUBBER, AS REQUIRED	FT	
74	42	PAOZZ	5315-00-005-0442	MS24665-285	96906	PIN, COTTER: HANDLE MTG	EA	2
74	43	PAOZZ	5310-00-809-59C	MS27183-18	96906	WASHER, FLAT: HANDLE MTG	EA	2
74	44	XBOZZ		13217E5878	97403	HANDLE, DRAIN VALVE	EA	1
74	45	PAOZZ	4810-00-803-7071	T1131-1-2	12168	VALVE, GATE	EA	1
74	46	XBFZZ		10524-41	90598	NIPPLE: VALVE TO TANK	EA	1
74	47	XBFZZ		13217E5676	97403	TANK, WATER	EA	1



(1) ILLUSTRATION		(2)	(3)	(4)	(5)	(6) DESCRIPTION	(7)	(8)
(a) FIG NO.	(b) ITEM NO.	SMR CODE	NATIONAL STOCK NUMBER	PART NUMBER	FSCM	UOC	U/M	QTY INC IN UNIT
						GROUP 17 - BATTERY BOX SUPPORT AND GRAB HANDLE		
75	1	XBOZZ	5320-00-850-3233	SD64BS	07707	RIVET, BLIND: BAFFLE TO SUPPORT	C	EA 2
75	2	XBOZZ		10513	90598	BAFFLE, BATTERY BOX	C	EA 1
75	3	XBOZZ		10572-58A4	82646	SUPPORT, REAR: BATTERY BOX	B	EA 1
75	3	XAOZZ		10572-58A3	82646	SUPPORT, FRONT: BATTERY BOX	B	EA 1
75	3	XBOZZ		10514	90598	SUPPORT, BATTERY	C	EA 2
75	4	PAOZZ	5310-00-732-0558	MS51967-8	96906	NUT, PLAIN, HEXAGON: ANGLE MTG	C	EA 4
75	5	PAOZZ	5310-00-637-9541	MS35338-46	96906	WASHER, LOCK: ANGLE MTG	C	EA 4
75	6	PAOZZ	5305-00-269-3211	MS90725-60	96906	SCREW, CAP, HEXAGON HEAD: ANGLE MTG	C	EA 4
75	7	XBBOZ		13217E5808	97403	ANGLE MOUNTING, FUEL TANK SUPPORT	C	EA 2
75	8	PAOZZ	5310-00-761-6882	MS51967-2	96906	NUT, PLAIN, HEXAGON: GRAB HANDLE MTG, 1/4-20 THD SIZE	EA	8
75	9	PAOZZ	5310-00-582-5965	MS35338-44	96906	WASHER, LOCK: GRAB HANDLE MTG	EA	8
75	10	PAOZZ	5310-00-809-4058	MS27183-10	96906	WASHER, FLAT: GRAB HANDLE MTG	EA	8
75	11	PAOZZ	5305-00-990-1347	MS35190-292	96906	SCREW, MACHINE: GRAB HANDLE MTG, 1/4-20 THD SIZE, 1 1/4 IN. LG	EA	8
75	12	X3oZZ	2540-00-621-2591	7397853	19207	HANDLE, GRAB	EA	2

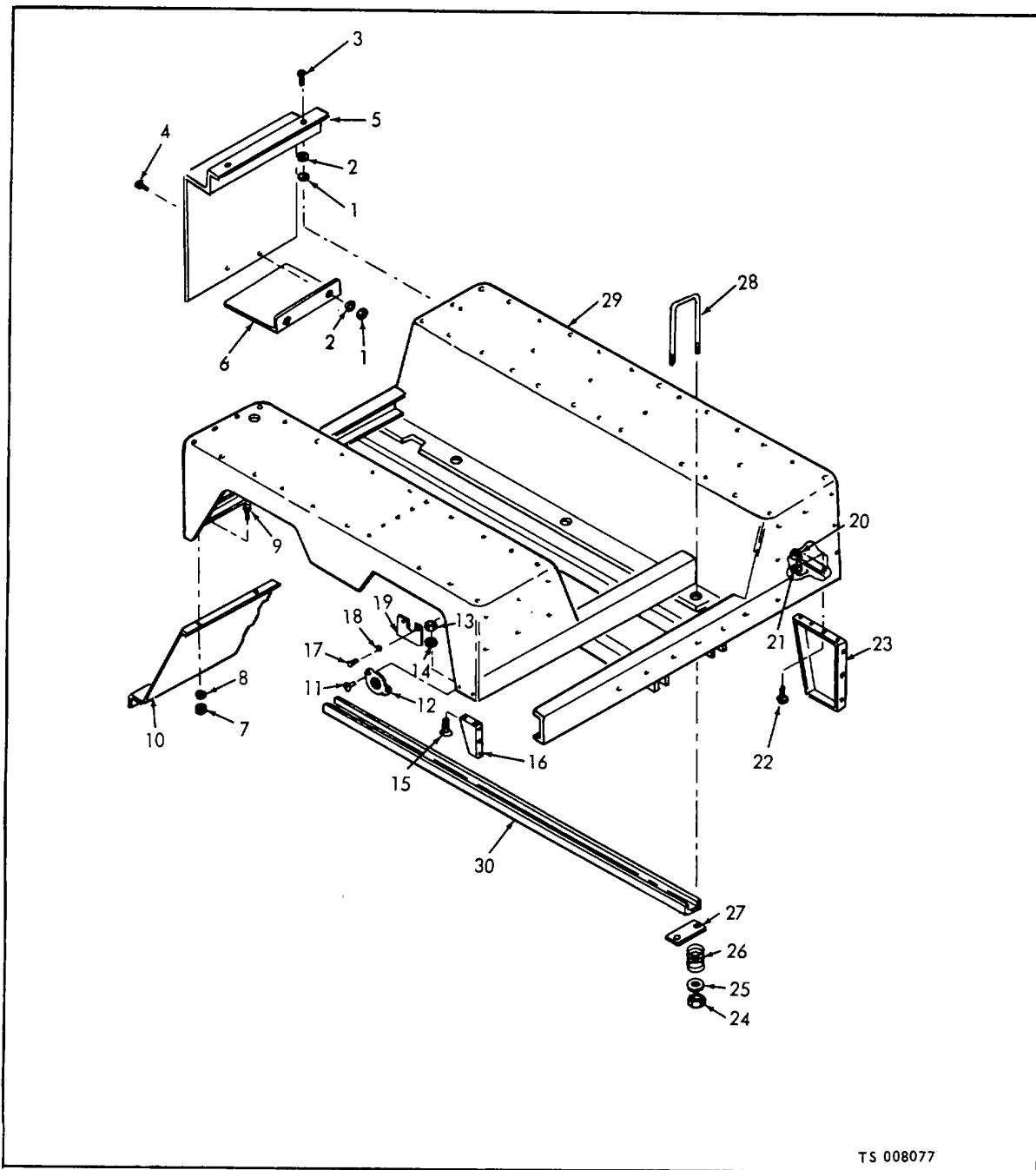
Figure 75. Battery box support and grab handle.

(1) ILLUSTRATION		(2)	(3)	(4)	(5)	(6) DESCRIPTION	(7)	(8)
(a) FIG NO.	(b) ITEM NO.	SMR CODE	NATIONAL STOCK NUMBER	PART NUMBER	FSCM	UOC	U/M	QTY INC IN UNIT
75	13	XBOZZ	2510-00-420-5049	7529297	19207	PLATE, REINFORCING, GRAB HANDLE	EA	2
75	14	XBOZZ	4730-00-902-8991	MS139162-5	96906	ELBOW, TUBE TO PIPE	C EA	1
75	15	PAOZZ	5310-00-584-5005	MS35690-405	96906	NUT, PLAIN, HEXAGON: AIR TANK MTG, CADMIUM PLATED, 1/4-20 THD SIZE	AB EA	8
75	15	PAOZZ	5310-00-761-6882	MS51967-2	96906	NUT, PLAIN, HEXAGON: U-BOLT	EA	8
75	16	PAOZZ	5310-00-582-5965	MS35338-44	96906	WASHER, LOCK: AIR TANK MTG: CADMIUM PLATED, 1/4 IN. SCREW SIZE	AB EA	8
75	16	PAOZZ	5310-00-582-5965	M535338-44	96906	WASHER, LOCK: U-BOLT	C EA	8
75	17	XBOZZ	5306-00-753-9242	7539242	19207	U-BOLT: AIR TANK MTG; 1/4-20 THD SIZE	AB EA	4
75	17	XBOZZ		13217E5649	97403	U-BOLT, AIR RESERVOIR TANK	C EA	4
75	18	PAOZZ	5310-00-880-7744	MS51967-5	96906	NUT, PLAIN, HEXAGON: AIR TANK BRACKET MTG	EA	6
75	19	PAOZZ	5305-00-225-9081	MS90725-36	96906	SCREW, CAP, HEXAGON HEAD: AIR TANK BRACKET MTG	EA	6
75	20	PAOZZ	5310-00-407-9566	MS35338-45	96906	WASHER, LOCK: AIR TANK BRACKET MTG	EA	6
75	21	XBOZZ		10572-74-1	97403	BRACKET: REAR AIR TANK MTG	AB EA	1
75	21	XBOZZ		10572-74-2	97403	BRACKET, AIR TANK, RIGHT	C EA	1
75	22	XBOZZ		10572-74-2	97403	BRACKET, FRONT, AIR TANK MTG	AB EA	1
75	22	XBOZZ		10572-74-1	97403	BRACKET, AIR TANK, LEFT	C EA	1
		PAOZZ	5305-00-543-2272	-MS35298-62	96906	SCREW, CAP, HEXAGON HEAD: BATTERY BOX SUPPORT MTG, 3/8-24 THD SIZE, 1 1/4 IN, LG	B EA	6
		PAOZZ	5305-00-576-6987	MS35298-64	96906	SCREW, CAP, HEXAGON HEAD: BATTERY BOX SUPPORT MTG, 3/8-24 THD SIZE, 1 1/2 IN. LG	B EA	4
		PAOZZ	5310-00-959-1488	MS51922-21	96906	NUT, PLAIN, HEXAGON: BATTERY BOX SUPPORT MTG, 3/8-24 THO SIZE	B EA	9



(1) ILLUSTRATION		(2)	(3)	(4)	(5)	(6) DESCRIPTION	(7)	(8)
(a) FIG NO.	(b) ITEM NO.	SMR CODE	NATIONAL STOCK NUMBER	PART NUMBER	FSCM	UOC	U/M	QTY INC IN UNIT
						GROUP 18 - HOSE BED ASSEMBLY		
76	1	XBOZZ		13217E5684	97403	BED ASSEMBLY, HOSE: MAIN	EA	1
76	2	PAOZZ	5305-00-254-0080	MS35494-59	96906	SCREW, WOOD: PLATE MTG	EA	140
76	3	XBOZZ		13217E5685	97403	PLATE, HOSE BED	EA	5
76	4	XBOZZ		13217E5681	97403	PLATE, HOSE BED	EA	5
76		MOOZZ		13217E5682-1	97403	PLANK	EA	10
76		PAOZZ	5510-00-267-2161			MANUFACTURE FROM: HARDWOOD, 8 FT, 7 IN. REQUIRED FOR EACH PLANK	FT	
76	6	XBOZZ		13217E5680	97403	HOSE BED ASSEMBLY	EA	1
76		MOOZZ		13217E5682-2	97403	PLANK	EA	3
76		PAOZZ	5510-00-267-2161			MANUFACTURE FROM: HARDWOOD, 8 FT REQUIRED FOR EACH PLANK	FT	
76		XBOZZ		13217E5682-3	97403	PLANK	EA	
76		PAOZZ	5510-00-267-2161			MANUFACTURE FROM: HARDWOOD, 8 FT, 5 IN. REQUIRED FOR EACH PLANK	FT	
76	7	PAOZZ	5310-00-880-7744	MS51967-5	96906	NUT, PLAIN, HEXAGON, COAMING MTG	EA	6
76	8	PAOZZ	5310-00-407-9566	MS35338-45	96906	WASHER, LOCK: COAMING MTG	EA	6
76	9	PAOZZ	5310-00-809-3078	MS27183-11	96906	WASHER, FLAT: COAMING MTG	EA	6
76	10	PAOZZ	5306-00-225-8497	MS90725-32	96906	SCREW, CAP, HEXAGON HEAD: COAMING MTG	EA	6
76	11	PAOZZ	5310-00-732-0558	MS51967-8	96906	NUT, PLAIN, HEXAGON: PARTITION MTG	EA	1
76	12	PAOZZ	5310-00-637-9541	MS35338-46	96906	WASHER, LOCK: PARTITION CTG	EA	2
76	13	PAOZZ	5305-00-269-3211	MS90725-60	96906	SCREW, CAP, HEXAGON HEAD: PARTITION MTG	EA	2
76	14	PAOZZ	5310-00-087-7493	MS27183-13	96906	WASHER, FLAT: PARTITION MTG	EA	1
76	15	XBOZZ		13217E5713	97403	COAMING, FRONT	EA	1
76	16	PAOZZ	5306-00-021-3912	MS35308-334	96906	SCREW, CAP, HEXAGON HEAD: PARTITION MTG	EA	2
76	17	PAOZZ	5310-00-791-8503	AN960C616L	81348	WASHER, FLAT: PARTITION MTG	EA	2
76	18	PAOZZ	5305-00-721-4747	MS24618-40	96906	SCREW, TAPPING, THREAD CUTTING: PARTITION MTG	EA	9
76	19	XBOZZ		13217E5686	97403	PARTITION, HOSE BED	EA	1

Figure 76. Hose bed assembly.



TS 008077

(1)	(2)	(3)	(4)	(5)	(6)	(7)	(8)	DESCRIPTION	UOC	U/M	QTY INC IN UNIT
ILLUSTRATION		SMR CODE	NATIONAL STOCK NUMBER	PART NUMBER	FSCM						
(a) FIG NO.	(b) ITEM NO.										
77	1	PAOZZ	5310-00-761-6882	MS35690-402	96906	GROUP 19 - FRAME ANOD MOUNTING BRACKETS					
							NUT, PLAIN, HEXAGON: RIGHT MUD GUARD MTG, 1/4-20 THD SIZE			EA	4

Figure 77. Frame and mounting brackets.

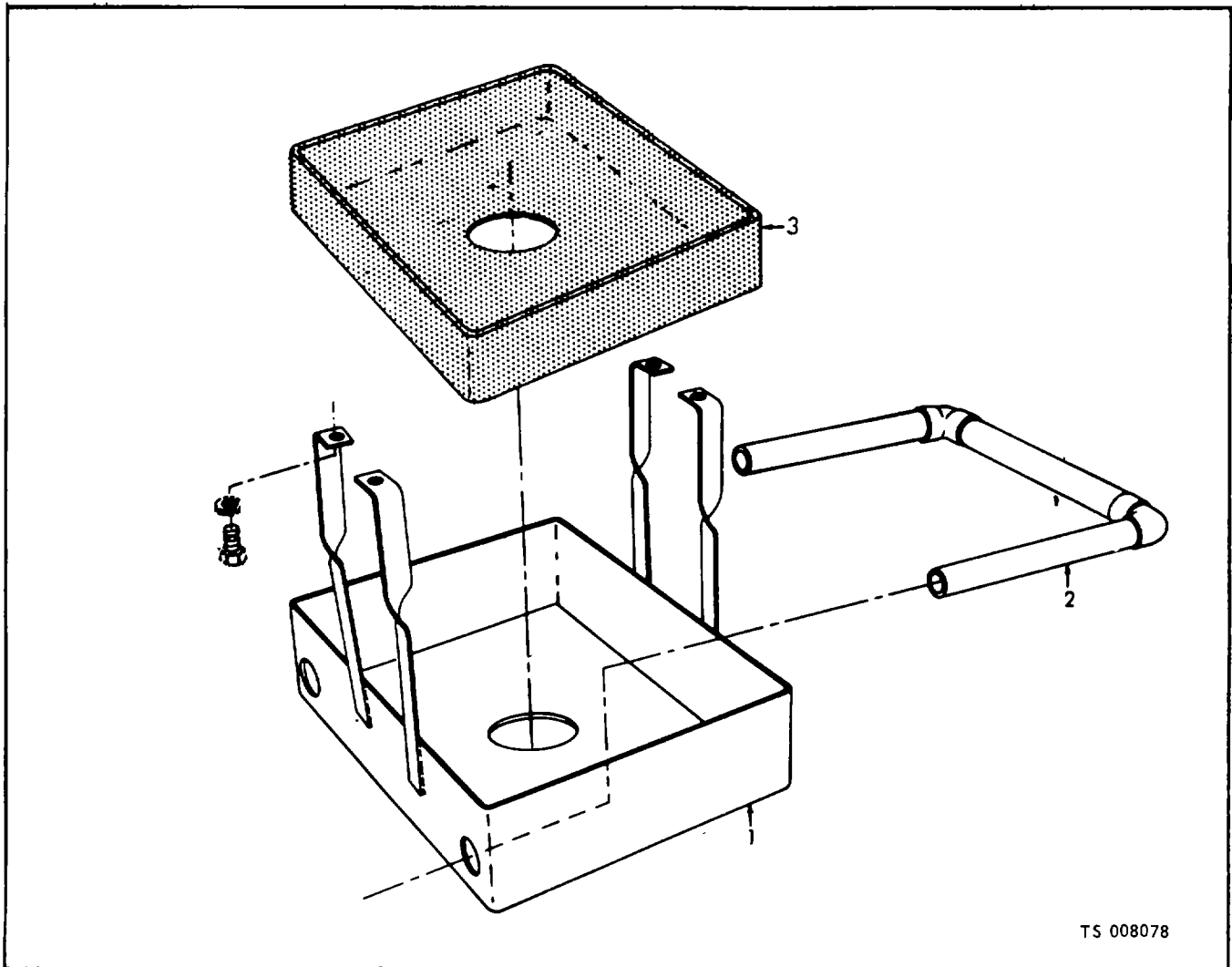
(1) ILLUSTRATION		(2)	(3)	(4)	(5)	(6)	(7)	(8)	DESCRIPTION			QTY INC IN UNIT
(a) FIG NO.	(b) ITEM NO.	SMR CODE	NATIONAL STOCK NUMBER	PART NUMBER	FSCM	UOC		U/M				
77	2	PAOZZ	5310-00-582-5965	MS35338-11	96906	WASHER, LOCK: RIGHT MUD GUARD MTG		EA			4	
77	3	PAOZZ	5305-00-269-3213	MS90725-62	96906	SCREW, CAP, HEXAGON HEAD: RIGHT MUD GUARD MTG		EA			4	
77	4	PAOZZ	5305-00-068-0502	MS90725-6	96906	BOLT, MACHINE: FUEL TANK MUD GUARD MTG, 1/4-20 THD SIZE, 3/4 IN. LG		EA			2	
77	5	XBOZZ		10572-91-2	97403	GUARD, MUD: RIGHT WHEEL		EA			1	
77	6	XBOZZ		13217E5835	97403	BRACKET, MUD GUARD		EA			1	
77	7	PAOZZ	5310-00-655-9335	MS35690-606	96906	NUT, PLAIN, HEXAGON: RIGHT MUD GUARD MTG		EA			4	
77	8	PAOZZ	5310-00-637-9541	MS35338-416	96906	WASHER, LOCK: RIGHT MUD GUARD MTG		EA			4	
77	9	PAOZZ	5305-00-269-3213	MS90725-62	96906	SCREW, CAP, HEXAGON HEAD: RIGHT MUD GUARD MTG		EA			4	
77	10	XBOZZ		10572-84-2	97403	GUARD, MUD: LEFT WHEEL		EA			1	
77	11	PAOZZ	5305-00-855-0957	MS24629-46	96906	SCREW, TAPPING, THREAD CUTTING: REFLECTOR MTG		C EA			8	
77	11	PAOZZ	5305-00-174-1485	MS24628-48	96906	SCREW, TAPPING, THREAD CUTTING: REFLECTOR MTG, NO. 10-24 THD SIZE, 1/2 IN. LG		EA			2	
77	12	PADZZ	9905-00-205-2795	MS35387-1	96906	REFLECTOR, RED		C EA			8	
77	13	PAOZZ	5310-00-880-7744	MS51967-5	96906	NUT, PLAIN, HEXAGON: LEFT FENDER GUSSET MTG, 5/16-18 THD SIZE		EA			5	
77	14	PAOZZ	5310-00-407-9566	MS35338-45	96906	WASHER, LOCK: LEFT FENDER GUSSET MTG, 5/16 IN. SCREW SIZE		EA			5	
77	15	PAOZZ	5305-00-984-5675	MS35206-295	96906	SCREW, MACHINE: LEFT FENDER GUSSET MTG, PANHEAD CROSS RECESSED, 5/16-18 THD SIZE, 5/8 IN. LG		EA			5	
77	16	XBOZZ		13217E5689	97403	GUSSET, LEFT FENDER		EA			1	
77	17	PAOZZ	5305-00-988-1721	MS35206-277	96906	SCREW, MACHINE: HANDLE SUPPORT MTG		EA			2	
77	18	PAOZZ	5310-00-194-1483	MS35333-114	96906	WASHER, LOCK: HANDLE SUPPORT MTG		EA			2	
77	19	XBOZZ		13217E58M15	97403	SUPPORT, HANDLE		EA			1	
77	20	PAOZZ	5310-00-880-7744	MS51967-5	96906	NUT, PLAIN, HEXAGON: GUSSET MTG		EA			4	
77	21	PAOZZ	5310-00-407-9566	MS35338-45	96906	WASHER, LOCK: GUSSET MTG		EA			4	
77	22	PAOZZ	5306-00-225-8496	MS90725-31	96906	SCREW, MACHINE: GUSSET MTG		EA			4	
77	23	XBOZZ		10572-10-2	97403	GUSSET: RIGHT FENDER		EA			1	
77	23	XBOZZ		13217E5804	97403	GUSSET, APRON: RIGHT SIDE		EA			1	
77	24	PAFZZ	5310-00-225-6408	MS51922-53	96906	NUT, SELF-LOCKING, HEXAGON: FRAME MTG, 5/8-18 THD SIZE		EA			8	
77	25	XBFZZ		13217E5700	97403	WASHER, U-BOLT		EA			8	
77	26	XBFZZ	5360-00-477-2680	13217E5701	97403	SPRING, HELICAL, COHPRESSION: U-BOLT		EA			8	
77	27	XBFZZ		13217E5698	97403	PLATE, U-BOLT		EA			4	
77	28	XBFZZ		13217E5699-1	97403	U-BOLT: FRAME MTG		EA			4	
77	29	XBFZZ		13217E5659-1	97403	FRAME, COMPARTMENT		EA			1	
77	30	MFFZZ		13217E5703	97403	STRINGER MANUFACTURE FROM:		EA			2	
77		PAFZZ	5510-00-267-2276	MML736	81348	STRINGER, WOOD, 8 FT, 4 IN,REQUIRED FOR EA SILL		EA			2	
77		PAOZZ		MS24649-46	96906	SCREW, SELF-TAPPING: NO. 10 MTG MUD GUARD FUEL TANK		EA			2	

(1) ILLUSTRATION		(2)	(3)	(4)	(5)	(6) DESCRIPTION	(7)	(8)	
(a) FIG NO.	(b) ITEM NO.	SMR CODE	NATIONAL STOCK NUMBER	PART NUMBER	FSCM	UOC	U/M	QTY INC IN UNIT	
		XBFZZ	2920-00-466-6701	2321	81263	GROUP 20 - WIRING HARNESS AND CABLES	AC	EA	36
		XBFZZ		18-00633	63734	ADAPTER: TWO WIRE CONNECTOR	AC	EA	1
		XBFZZ		S6-10	78263	CABLE ASSEMBLY	AC	EA	2
		XBFZZ	6145-00-284-0329	MILC3078	81349	LUG	AC	EA	38
		XBFZZ		18-00632	63734	WIRE: 6 GAGE	AC	EA	1
		XBFZZ		S6-10	78263	CABLE ASSEMBLY	AC	EA	2
		XBFZZ	6145-00-284-8329	MILC3078	81349	LUG	AC	EA	7
		XBFZZ		63402	31007	WIRE: 6 GAGE	AC	FT	15
		XBFZZ	5340-00-420-6145	9902441	63734	CLIP	AC	EA	8
		XBFZZ	5325-00-185-0017	2852	70485	CLIP	AC	EA	8
		XBFZZ		18-00613	63734	GROMMET	AC	EA	1
		XBFZZ	6145-00-519-2685	MILC3078	81349	LEAD ASSEMBLY	AC	EA	20
		XBFZZ	5940-00-959-4399	C125	59730	WIRE: 10 GAGE	AC	EA	4
		XBFZZ		18-00617	63734	TERMINAL	AC	EA	1
		XBFZZ		51322C	81257	LEAD ASSEMBLY: HOSE BODY LIGHT	AC	EA	2
		XBFZZ	5975-00-284-7337	HHT791	81346	TERMINAL	AC	EA	6
		X8FZZ	6145-00-539-8051	MILC3078	81349	TUBE, FLEXIBLE	AC	FT	6
		XBFZZ		18-00651	63734	WIRE: 14 GAGE	AC	FT	1
		XBFZZ	5940-00-548-8201	2209	81263	SLEEVE	AC	EA	8
		XBFZZ		125706	24617	SPLICE	AC	EA	1
		XBFZZ		4016	63477	SCREW, SHEET METAL: NO. 8 1/2 IN. LG	AC	EA	3
		XBFZZ	5340-00-359-4890	L6	72629	STRAP	AC	EA	8
		XBFZZ		18-00588	63734	STRAP, RETAINING	AC	EA	1
		PAFZZ	5310-00-209-0786	KS35335-33	96906	STRAP, TERMINAL	AC	EA	2
		PAFZZ	5310-00-627-6128	MS35335-35	96906	WASHER, LOCK: EXTERNAL TOOTH, 1/4 IN. SCREW SIZE	AC	EA	12
		PAFZZ	5310-00-514-6674	MS35335-34	96906	WASHER, LOCK: EXTERNAL TOOTH, 3/8 IN. SCREW SIZE	AC	EA	4
		XBFZZ		18-00620	63734	WASHER, LOCK: EXTERNAL TOOTH, 5/16 IN. SCREW SIZE	AC	EA	1
		XBFZZ		B250F	59730	WIRING HARNESS: CHASSIS FRONT	AC	EA	1
		XBFZZ		51322C	81263	DISCONNECT	AC	EA	5
		PAFZZ	5940-00-143-4780	MS25036-108	96906	TERMINAL	AC	EA	1
		XBFZZ	5975-00-284-7337	HHT791	81348	TERMINAL	AC	EA	14
		XBFZZ	6145-00-539-8051	MILC3078	81349	TUBE, FLEXIBLE	AC	FT	29
		XBFZZ		18-00621	63734	WIRE, ELECTRICAL	AC	FT	1
		XBFZZ		51322C	81257	WIRING HARNESS: CHASSIS, REAR	AC	EA	10
		XBFZZ	5975-00-132-6694	HHT791	81348	TERMINAL	AC	FT	10
		XBFZZ	5975-00-284-7337	HHT791	63734	TUBE, FLEXIBLE	AC	FT	11
		XBFZZ	6145-00-539-8051	MILC3078	81349	TUBE, FLEXIBLE	AC	FT	63
		XBFZZ		18-00631	63734	WIRE, ELECTRICAL	AC	FT	1
		PAFZZ	5940-00-143-4780	MS25036-108	96906	WIRING HARNESS: HOSE REEL	AC	EA	3
		PAFZZ	5940-00-143-4793	MS25036-110	96906	TERMINAL	AC	EA	1
		XBFZZ	5975-00-284-7337	HHT791	81348	TERMINAL	AC	EA	33
		XBFZZ	6145-00-539-8051	MILC3078	81349	TUBE, FLEXIBLE	AC	EA	6
		XBFZZ		18-00630	63734	WIRE: 14 GAGE	AC	FT	1
		PAFZZ	5940-00-143-4780	MS25036-108	96906	WIRING HARNESS: PRIMER	AC	EA	1
		PAFZZ	5940-00-143-4793	MS25036-110	96906	TERMINAL	AC	EA	1
					96906	TERMINAL	AC	EA	1

(1) ILLUSTRATION		(2)	(3)	(4)	(5)	(6) DESCRIPTION	(7)	(8)	
(a) FIG NO.	(b) ITEM NO.	SMR CODE	NATIONAL STOCK NUMBER	PART NUMBER	FSCM	UOC	U/M	QTY INC IN UNIT	
		XBFZZ		51322C	81257	TERMINAL	AC	EA	2
		XBFZZ	5975-00-284-7337	HHT791	81348	TUBE, FLEXIBLE	AC	EA	1
		XBFZZ	6145-00-539-8051	MILC3078	81348	WIRE: 14 GAGE	AC	FT	3
		XBFZZ		18-00636	63734	WIRING HARNESS: SIREN	AC	EA	1
		XBFZZ		S6-10	78263	LUG	AC	EA	2
		XBFZZ	5940-00-143-4793	MS25036-10	96906	TERMINAL	AC	EA	1
		PAFZZ	5940-00-143-4793	MS25036-11	96906	TERMINAL	AC	EA	2
		XBFZZ	5975-00-284-7337	HHT791	81348	TUBE, FLEXIBLE	AC	FT	6
		XBFZZ	5975-00-284-7337	HHT791	81348	TUBE, FLEXIBLE	AC	FT	2
		XBFZZ	6145-00-284-0329	MILC3078	96906	WIRE: 6 GAGE	AC	FT	6
		XBFZZ	6145-00-539-8051	MILC3178	81349	WIRE: 14 GAGE	AC	FT	13
		XBFZZ		18-00629	63734	WIRING HARNESS: SIREN SOLENOID TO STEERING	AC	EA	1
		XBFZZ	5975-00-284-7337	HHT791	81348	TUBE, FLEXIBLE	AC	FT	3
		XBFZZ	6145-00-539-8051	MILC3078	81348	WIRE: 14 GAGE	AC	EA	3
		PAFZZ	5940-00-143-4780	MS25036-108	96906	TERMINAL	AC	EA	3
		PAFZZ	5940-00-143-4793	MS25036-110	96906	TERMINAL	AC	EA	1
		XBFZZ		18-00605	63734	WIRING HARNESS; CHASSIS POWER SUPPLY	AC	EA	1
		XBFZZ		S6-10	78263	LUG	AC	EA	10
		PAFZZ	5305-00-269-3206	MS90725-55	96906	SCREW, CAP, HEXAGON HEAD: 3/8-16 THD SIZE, 1/2 IN. LG	AC	EA	1
		PAFZZ	5310-00-637-9541	MS35338-46	96906	WASHER, LOCK: 3/8 IN. SCREW SIZE	AC	EA	1
		PAFZZ	5310-00-002-0377	MS3536-605	96906	NUT, PLAIN, HEXAGON: 3/8-16 THD SIZE	AC	EA	1
		XBFZZ		18-00609	63734	WIRING HARNESS: SOLENOID TO CIRCUIT BREAKER	AC	EA	1
		XBFZZ	6145-00-519-2685	MILC3078	81349	WIRE: 10 GAGE	AC	EA	25
		PAFZZ	5940-00-143-4793	MS25036-110	96906	LUG	AC	EA	1
		PAFZZ		S6-30	78263	LUG	AC	EA	1
		XBFZZ	5940-00-959-4399	C125	59730	TEIMINAL	AC	EA	1
		XBFZZ		18-00612	63734	WIRING HARNESS: HEATER	AC	EA	1
		XBFZZ	6145-00-539-8051	MILC3078	81349	WIRE: 14 GAGE	AC	EA	175
		XB-ZZ	6145-00-519-2685	MILC3078	81349	WIRE: 10 GAGE	AC	EA	140
		XBFZZ		51322C	81257	TERMINAL	AC	EA	4
		XBFZZ	5940-00-959-4399	C125	59730	TERMINAL	AC	EA	3
		XBFZZ		18-00609	63734	WIRING HARNESS: SOLENOID TO CIRCUIT BREAKER	AC	EA	1
		XBFZZ	6145-00-519-2685	MILC3078	81349	WIRE: 10 GAGE	AC	EA	25
		XBFZZ	5940-00-143-4793	MH52506-110	96906	LUG	AC	EA	1
		XBFZZ		S6-10	78263	LUG	AC	EA	1
		XBFZZ	5940-00-959-4399	C125	59730	TERMINAL	AC	EA	1
		XBFZZ		18-00612	63714	WIRING HARNESS: HEATER	AC	EA	1
		XBFZZ	6145-00-539-8051	MILC3078	81349	WIRE: 14 GAGE	AC	EA	175
		XRZZ	6145-00-519-2685	MILC3078	81349	WIRE: 10 GAGE	AC	EA	140
		XAFZZ		51322C	81257	TERMINAL	AC	EA	4
		XAFZZ	5940-00-939-4399	C125	59730	TERMINAL	AC	EA	3
		PAFZZ	5940-00-143-4780	MS25036-108	96906	TERMINAL	AC	EA	1
		XBFZZ		18-00635	63734	WIRING HARNESS: DEFROSTER	AC	CA	1
		XBFZZ	6145-00-539-8051	MILC3078	81349	WIRE: 14 GAGE	AC	EA	118
		XBFZZ	6143-00-539-2685	MILC3078	81349	WIRE: 10 GAGE	AC	CA	138
		XBFZZ		51322C	81257	TERMINAL	AC	EA	2

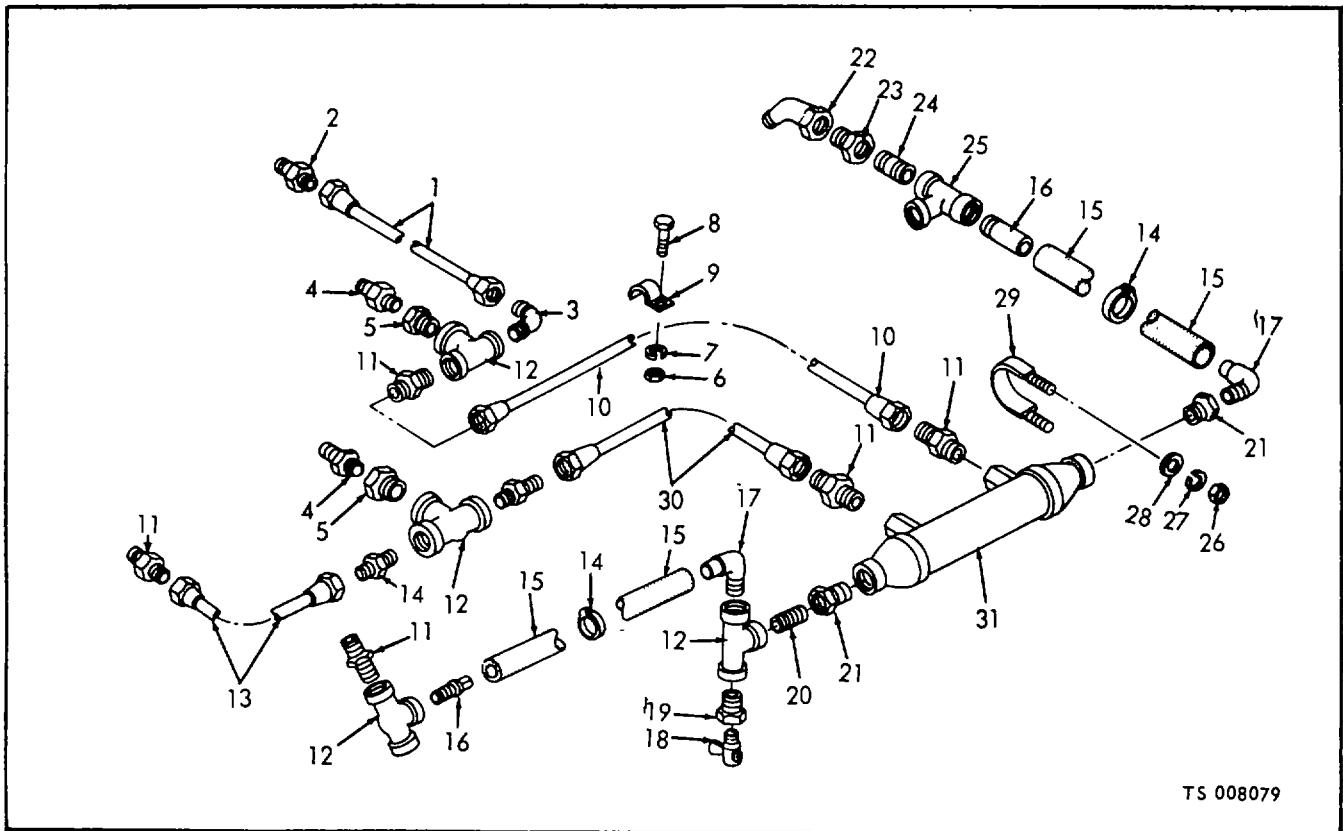
(1) ILLUSTRATION		(2)	(3)	(4)	(5)	(6)	(7)	(8)	
(a) FIG NO.	(b) ITEM NO.	SMR CODE	NATIONAL STOCK NUMBER	PART NUMBER	FSCM	DESCRIPTION	UOC	U/M	QTY INC IN UNIT
		XBFZZ	5940-00-959-4399	C125	59730	TERMINAL	AC	EA	3
		PAFZZ	5940-00-143-4780	MS25036-108	96906	TERMINAL	AC	EA	1
		XBFZZ		18-00638	63734	WIRING HARNESS: SOPTLIGHT AND HOSE BODY	AC	EA	1
		XBFZZ	6145-00-539-8071	MILC3078	81349	WIRE: 14 GAGE	AC	EA	14
		XBFZZ	6145-00-519-2685	MILC3078	81349	WIRE: 10 GAGE	AC	EA	14
		XBFZZ	5940-00-959-4399	C125	59730	TERMINAL	AC	EA	2
		PAFZZ	5940-00-143-4780	MS25036-108	96906	TERMINAL	AC	EA	3
		XBFZZ		18-00639	63734	WIRING HARNESS	AC	EA	1
		XBFZZ	6145-00-539-8051	MILC3078	81349	WIRE: 14 GAGE	AC	EA	64
		PAFZZ	5940-00-143-4780	MS25036-108	96906	TERMINAL	AC	EA	6
		XBFZZ		51322C	81257	TERMINAL	AC	EA	2
		XBFZZ		18-00640	63734	WIRING HARNESS: ENGINE COMPARTMENT LIGHT	AC	EA	1
		XBFZZ	6145-00-539-8051	MILC3078	81349	WIRE: 14 GAGE	AC	EA	38
		PAFZZ	5940-00-143-4780	MS25036-108	96906	TERMINAL	AC	EA	2
		XBFZZ		18-00643	63734	WIRING HARNESS	AC	EA	1
		XBFZZ	6145-00-539-8051	MILC3078	81349	WIRE: 14 GAGE	AC	EA	108
		XBFZZ	5975-00-284-7337	HHT791	81348	TUBE, FLEXIBLE	AC	EA	32
		XBFZZ		51322C	81257	TERMINAL	AC	EA	6
		XBFZZ		18-00641	63734	WIRING HARNESS: PRIMER PUMP	AC	EA	1
		XBFZZ	6145-00-539-8051	MILC3078	81349	WIRE: 14 GAGE	AC	EA	70
		PAFZZ	5940-00-143-4780	MS25036-108	96906	TERMINAL	AC	EA	2
		XBFZZ		51322C	81257	TERMINAL	AC	EA	2
		XBFZZ	5975-00-284-7337	HHT791	81348	TUBE, FLEXIBLE	AC	EA	32
		XBFZZ		18-00642	63734	WIRING HARNESS: LH	AC	EA	1
		X8FZZ	6145-00-539-8051	MILC3078	81349	WIRE: 14 GAGE	AC	EA	90
		XBFZZ	5975-00-284-1337	HHT791	81348	TUBE, FLEXIBLE	AC	EA	26
		XBFZZ		51322C	81257	TERMINAL	AC	EA	6
		XBFZZ		11503	82646	BUS BAR	B	EA	2
		XBFZZ		11500	82646	TERMINAL BOARD	B	EA	1
		PAFZZ	5305-00-957-1497	MS55191-2Y3	96906	SCREW: 1/4-28 THD SIZE, 1 IN. LG	B	EA	2
		PAFZZ		MS35960-422	96906	NUT, PLAIN, HEXAGON: 1/4-28 THD SIZE	B	EA	2
		PAFZZ	5310-00-582-5965	MS35338-25	96906	WASHER, FLAT	B	EA	2
		XBFZZ		10572-51-44A	82646	LEAD, ELECTRICAL: AF RECEPTACLE TO FRAME	B	EA	1
		XBFZZ		10572-51-43A	82646	LEAD, ELECTRICAL: TERMINAL BOARD TO AF RECEPTACLE	B	EA	1
		XBFZZ		10572-51-45A	82646	LEAD, ELECTRICAL, JUMPER: POS AF-AR RECEPTACLE	B	EA	1
		XBFZZ		10572-51-46A	82646	LEAD, ELECTRICAL, JUMPER: NEG AF-AR RECEPTACLE	B	EA	1
		XBFZZ		10572-51-47A	82646	LEAD, ELECTRICAL: TERMINAL BOARD TO SIREN RELAY	B	EA	1
		X8FZZ		10572-51-48A	82646	LEAD, ELECTRICAL: TERMINAL BOARD TO PRIMER SOLENOID	B	EA	1
		XBFZZ		10572-51-49A	82646	LEAD, ELECTRICAL: TERMINAL BOARD TO LEFT REEL	B	EA	1
		XBFZZ		10572-51-50A	82646	LEAD, ELECTRICAL: TERMINAL BOARD TO RIGHT REEL	B	EA	1
		XBFZZ		10572-51-51A	82646	LEAD, ELECTRICAL: SIREN RELAY TO CB 4	B	EA	1
		XBFZZ		10572-51-52A	82646	LEAD, ELECTRICAL: SPOTLIGHT CONTROL CIRCLE	B	EA	2
		XBFZZ		10572-51-54A	82646	WIRING HARNESS, BRANCHED: ENGINE LIGHT	B	EA	1
		XBFZZ		10572-51-551A	82646	LEAD, ELECTRICAL: C9 4 TO SIREN LIGHT SWITCH	B	EA	1
		XBFZZ		10572-51-55-2A	82646	WIRING HARNESS, SIREN: PUSH B SIGNS	B	EA	1
		XBFZZ		10572-51-3A	82646	WIRING HARNESS, SIREN; LIGHT METER CIRCLE	B	EA	1

(1) ILLUSTRATION		(2)	(3)	(4)	(5)	(6) DESCRIPTION	(7)	(8)	
(a) FIG NO.	(b) ITEM NO.	SMR CODE	NATIONAL STOCK NUMBER	PART NUMBER	FSCM	UOC	U/M	QTY INC IN UNIT	
		XBFZZ		10572-51-55-4A	82646	WIRING HARNESS, SIREN: RELAY TO FOOT SWITCH	B	EA	1
		XBFZZ		10572-51-56A	82646	LEAD, ELECTRICAL: SWITCH TO WARN LIGHT	B	EA	1
		XBFZZ		10572-51-57A	82646	LEAD, ELECTRICAL: RF SPOTLIGHT TO SWITCH	B	EA	1
		XBFZZ		10572-51-51A	82646	LEAD, ELECTRICAL: LEFT FRONT SPOTLIGHT	B	EA	1
		XBFZZ		10572-51-60A	82646	WIRING HARNESS: CIRCUIT BRACKETS, HEATER MOTOR	B	EA	1
		XBFZZ		10572-51-61A	82646	WIRING HARNESS: RESISTORS TO MOTOR	B	EA	1
		XBFZZ		10572-51-62A	82646	LEAD, ELECTRICAL: RESISTOR TO HEATER SWITCH	B	EA	4
		XBFZZ		10572-51-63A	82646	CABLE ASSEMBLY, POWER: ELECTRICAL, BRANCHED	B	EA	1
		XBFZZ		10572-51-65A	82646	WIRING HARNESS: INDICATOR LIGHTS	B	EA	1
		XBFZZ		10572-51-66A	82646	CABLE ASSEMBLY, POWER: ELECTRICAL, BRANCHED	B	EA	1
		XBFZZ		10572-51-67A	82646	LEAD, ELECTRICAL: SWITCH TO INSTRUMENT LIGHT, QUICK DISCONNECT	B	EA	1
		XBFZZ		10572-51-68A	82646	LEAD, ELECTRICAL: DOME LIGHT SWITCH TO QUICK DISCONNECT	B	EA	1
		XBFZZ		10572-51-70A	82646	WIRING HARNESS: INSTRUMENT LIGHTS	B	EA	1
		XBFZZ		10572-51-72A	82646	WIRING HARNESS: RELAY TO PRIMER SWITCH	B	EA	1
		XBFZZ		10572-51-73A	82646	LEAD, ELECTRICAL: PRIMER SWITCH TO SOLENOID	B	EA	1
		XBFZZ		10572-51-74A	82646	WIRING HARNESS: LEFT REEL MOTOR	B	EA	2
		XBFZZ		10572-51-75A	82646	WIRING HARNESS: REAR SPOTLIGHTS	B	EA	1
		XBFZZ		10572-51-76A	82646	LEAD, ELECTRICAL: RIGHT REAR SPOTLIGHT	B	EA	1
		XBFZZ		10572-51-77A	82646	LEAD, ELECTRICAL: LEFT REAR SPOTLIGHT	B	EA	1
		XBFZZ		10572-51-79A	82646	WIRING HARNESS: LEFT TAILLIGHT EXTENSION	B	EA	1
		XBFZZ		10572-51-80A	82646	WIRING HARNESS: RIGHT TAILLIGHT EXTENSION	B	EA	1



(1) ILLUSTRATION		(2)	(3)	(4)	(5)	(6) DESCRIPTION	(7)	(8)	
(a) FIG NO.	(b) ITEM NO.	SMR CODE	NATIONAL STOCK NUMBER	PART NUMBER	FSCM	UOC	U/M	QTY INC IN UNIT	
78	1	XBOZZ		01-08134	63734	GROUP 21 - HEAT EXCHANGER AND OIL PAN BOX ASSEMBLY	A	EA	1
78	2	XBOZZ		01-08073	63734	BOX ASSEMBLY, OIL PAN	A	EA	1
78	3	XBOZZ	5640-00-933-5173	MIL116562	89616	HEAT EXCHANGER	A	EA	1
						INSULATION: OIL PAN BOX	A	EA	1

Figure 78. Box, oil pan.

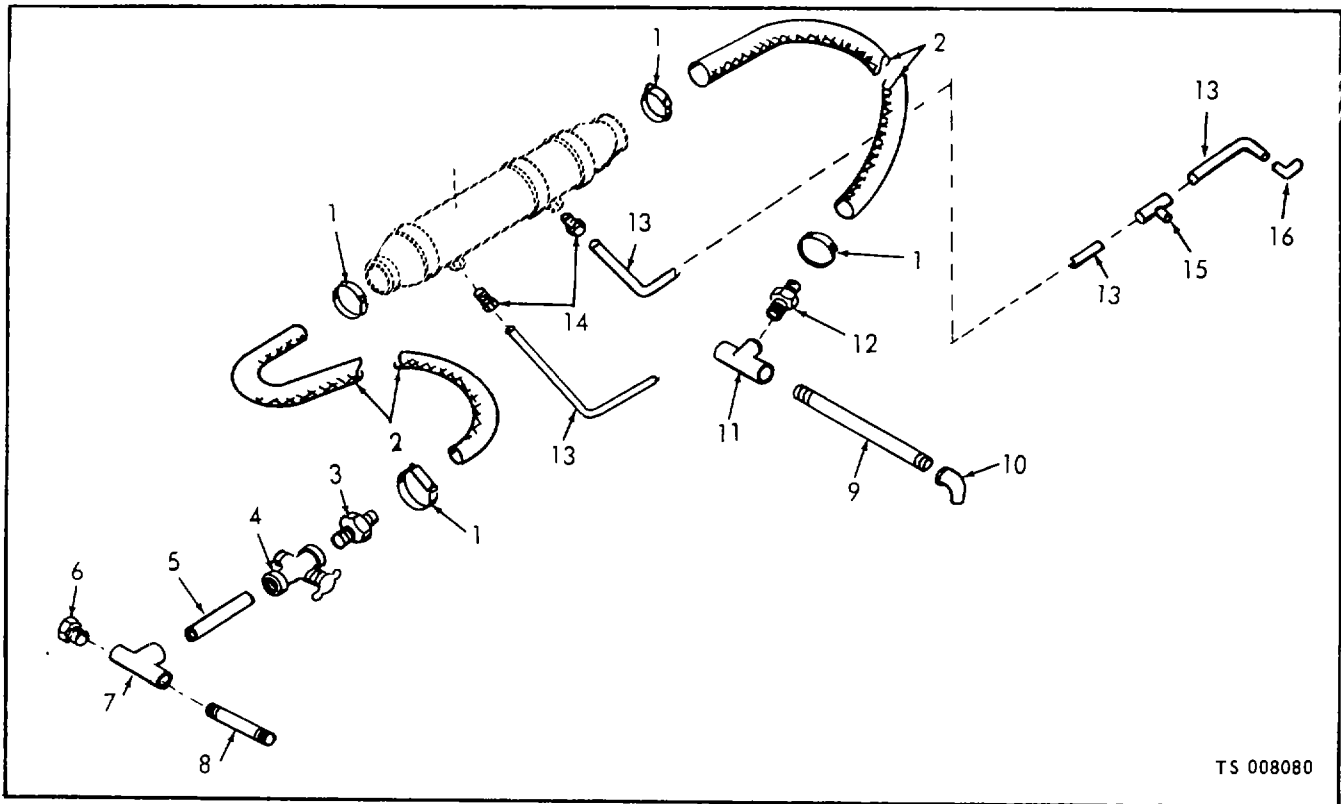


TS 008079

(1) ILLUSTRATION		(2)	(3)	(4)	(5)	(6) DESCRIPTION	(7)	(8)	
(a) FIG NO.	(b) ITEM NO.	SMR CODE	NATIONAL STOCK NUMBER	PART NUMBER	FSCM	UOC	U/M	QTY INC IN UNIT	
79	1	MOOZZ		44-00152-13	63734	TUBE, COPPER: HEAT EXCHANGER MANUFACTURE FROM:	A	EA	1
79		PAOZZ	4710-00-277-5529			TUBING, CDPPER, 13 IN. REQUIRED		FT	
79	2	XBOZZ	4730-00-203-0028	168F8L	70411	CONNECTOR, MALE: TUBE TO PUMP	A	EA	1
79	3	XBOZZ	4730-00-289-0051	169F8N	70411	ELBOW, TUBE TO TEE: 3/8 IN. PT X 1/2 IN. TUBE	A	EA	1
79	4	XBOZZ	4730-00-270-4580	168F4L	70411	CONNECTOR, MALE: HEAT EXCHANGER DRAIN	A	EA	2
79	5	XBOZZ		44-00149	63734	BUSHING, REDUCER: HEAT EXCHANGER DRAIN LINES	A	EA	2
79	6	PAOZZ	5310-00-827-8485	M535691-408	96906	NUT, PLAIN, HEXAGON: TUBE CLIP MTG	A	EA	2
79	7	PAOZZ	5310-00-582-5965	MS35338-44	96906	WASHER, LOCK: TUBE CLIP MTG	A	EA	2
79	8	PAOZZ	5305-00-225-3839	MS90725-8	96906	SCREW, CAP, HEXAGON HEAD: TUBE CLIP MTG	A	EA	2
79	9	XBOZZ	5340-00-359-4890	191755	24617	CLIP: HEAT EXCHANGER TUBES	A	EA	4
79	10	MOOZZ		44-00152-117	63734	TUBE, COPPER: HEAT EXCHANGER MANUFACTURE FROM:	A	EA	1
79		PAOZZ	4710-00-277-5529			TUBING, COPPER, 10 FT REQUIRED		FT	
79	11	XBOZZ	4730-00-142-3076	168F8N	70411	CONNECTOR, MALE: HEAT EXCHANGER	A	EA	2
79	12	XBOZZ	4730-00-257-2118			TEE, PIPE: HEAT EXCHANGER LINES	A	EA	4
79	13	MOOZZ		44-00152-40	63734	TUBE, COPPER: HEAT EXCHANGER MANUFACTURE FROM:	A	EA	1
79		PAOZZ	4710-00-277-5529			TUBING, COPPER, 1/2 IN. 00, 3 FT 6 IN. REQUIRED		FT	
79	14	XBOZZ	4730-00-877-6298	QS100M105	08484	CLAMP, HOSE: HEAT EXCHANGER	A	EA	4
79	15	MOOZZ		44-00162-25	63734	HOSE, HEATER, TYPE MANUFACTURE FROM:	A	EA	2
79		PAOZZ	4730-00-841-4732			HOSE, RUBBER, 1/2 IN. ID 5 1/2 FT REQUIRED		FT	
79	16	XBOZZ		44-00160	63734	ADAPTER, HOSE: HEAT EXCHANGER	A	EA	2

Figure 79. Heat exchanger and lines (Model M45A2WLF).

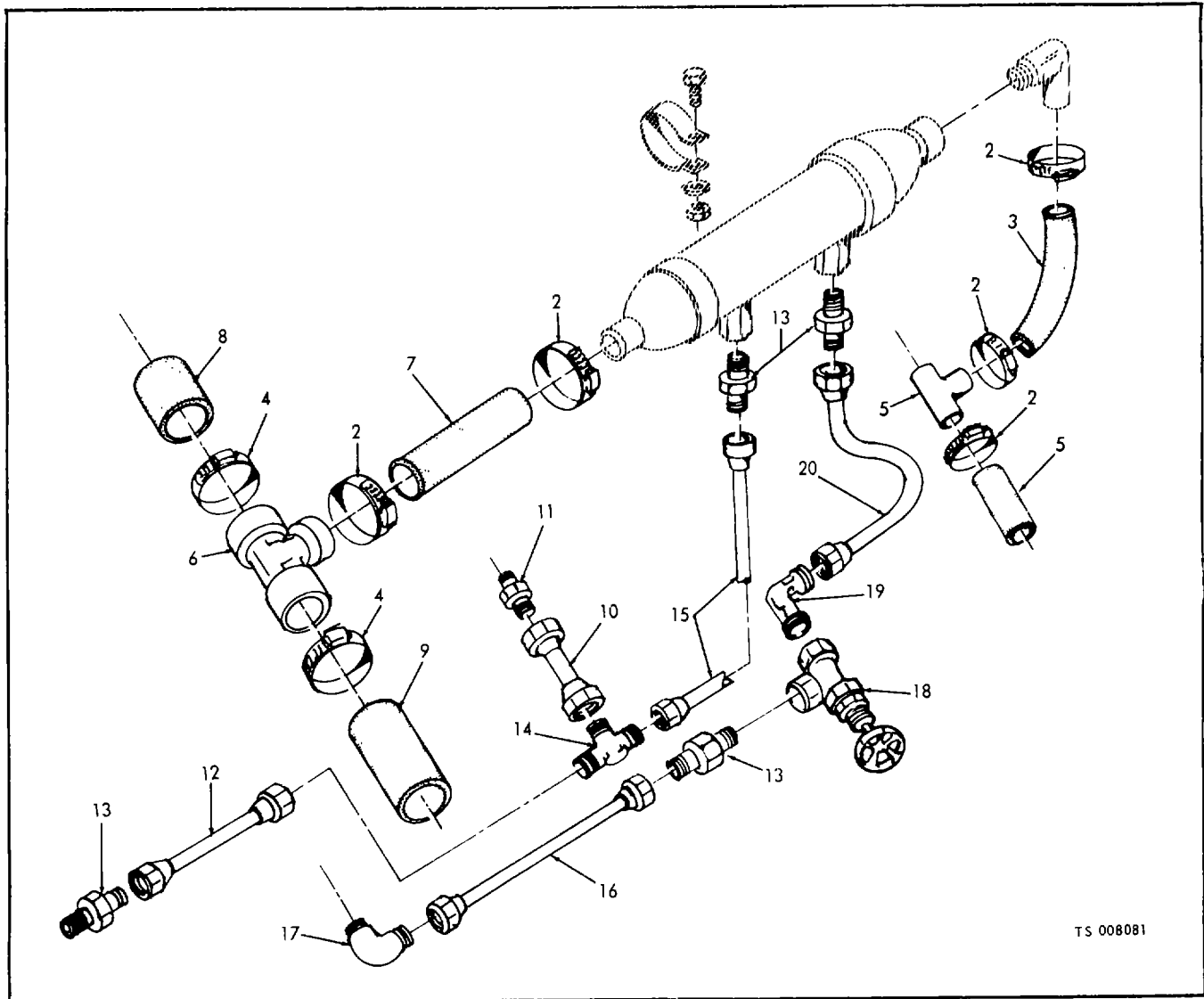
(1) ILLUSTRATION		(2)	(3)	(4)	(5)	(6) DESCRIPTION	(7)	(8)
(a) FIG NO.	(b) ITEM NO.	SMR CODE	NATIONAL STOCK NUMBER	PART NUMBER	FSCM	UOC	U/M	QTY INC IN UNIT
79	17	XBOZZ		44-00159	63734	ADAPTER, HOSE: HEAT EXCHANGER	A	EA 2
79	18	XBOZZ		9900574	24617	DRAIN, COCK: HEAT EXCHANGER, 1/4 IN. IPT	A	EA 1
79	19	XBOZZ		144036	24617	BUSHING, REDUCING: HEAT EXCHANGER DRAIN	A	EA 1
79	20	XBOZZ	4730-00-019-2055	192055	24617	NIPPLE, PIPE: HEAT EXCHANGER LINES	A	EA 1
79	21	XBOZZ	4730-00-288-9795	144039	24617	BUSHING, REDUCER: HEAT EXCHANGER	A	EA 2
79	22	XBOZZ	4730-00-261-4218	44-00180	63734	ELBOW, STREET: ENGINE WATER PLMP	A	EA 1
79	23	XBOZZ	4730-00-014-4042	144042	24617	BUSHING, REDUCER: HEAT EXCHANGER HOSE TO BLOCK	A	EA 1
79	24	XBOZZ	4730-00-019-2076	192076	24617	NIPPLE, BUSHING TO TEE	A	EA 1
79	25	XBOZZ	4730-00-277-9609	179616	63734	TEE, REDUCING: HEAT EXCHANGER TO BLOCK	A	EA 1
79	26	PAOZZ	5310-00-012-0377	MS35690-605	96906	NUT, PLAIN, HEXAGON: HEAT EXCHANGER MTG, 5/16-18 THD SIZE	AB	EA 4
79	27	PAOZZ	5310-00-407-9566	MS35338-45	96906	WASHER, LOCK: HEAT EXCHANGER HTG, 5/16 IN. SCREW SIZE	AB	EA 4
79	28	PAOZZ	5310-00-262-4812			WASHER, FLAT: HEAT EXCHANGER MTG, 5/16 IN. SCREW SIZE	AB	EA 4
79	29	XBOZZ		11-00190	63734	STRAP: HEAT EXCHANGER MTG	AB	EA 2
79	30	MOOZZ		44-00156-112	63734	TUBE, COPPER: HEAT EXCHANGER	A	EA 1
79		PAOZZ	4710-00-277-5529			MANUFACTURE FROM:		
79	31	PAOZZ	4420-00-137-5689	1113-2	21563	TUBING, COPPER, 9 FT 6 IN. REQUIRED	FT	
						HEAT EXCHANGER	EA	



TS 008080

(1) ILLUSTRATION		(2)	(3)	(4)	(5)	(6) DESCRIPTION	(7)	(8)	
(a) FIG NO.	(b) ITEM NO.	SMR CODE	NATIONAL STOCK NUMBER	PART NUMBER	FSCM	UOC	U/M	QTY INC IN UNIT	
80	1	PAOZZ	4730-00-908-3194	M535842-11	96906	CLAMP, HOSE	C	EA	4
80	2	MOOZZ		ZZ428CLASS2- TYPEIGR	81349	HOSE: 3/4 IN. ID MANUFACTURE FROM:	C	FT	6
80		PAOZZ	4720-00-414-5987			HOSE, RUBBER, 3/4 IN. ID, AS REQUIRED		FT	
80	3	PAOZZ	4730-00-810-3902	M524522-9	96906	ADAPTER, PIPE TO HOSE	C	EA	1
80	4	PAOZZ		254X3-4	14959	VALVE, DRAIN	C	EA	1
80	5	XBOZZ	4730-00-196-1468	M551953-97	96906	NIPPLE, PIPE	C	EA	1
80	6	XBOZZ	4730-00-186-3028	10521-7	90598	BUSHING, PIPE: 3/4-14 THD SIZE, 3/8 THD SIZE	C	EA	1
80	7	XBOZZ	4730-00-257-2120	WWP521	81348	TEE, PIPE: 3/4 IN.	C	EA	1
80	8	XBOZZ	4730-00-196-1498	M551953-103	96916	NIPPLE, PIPE	C	EA	1
80	9	XBOZZ	4730-00-482-4030	M551953-69	96906	NIPPLE, PIPE	C	EA	1
80	10	XBOZZ	4730-00-254-1801	M539231-3	96906	ELBOW, PIPE	C	EA	1
80	11	XBOZZ	4730-00-010-5422	WWP521	81348	TEE, PIPE: 3/8 IN.	C	EA	1
80	12	XBOZZ	4730-00-451-3467	MS24522-25	96906	ADAPTER, PIPE TO HOSE	C	EA	1
80	13	MOOZZ		WWT799TYPEL- CLASSI	81349	TUBE, COPPER MANUFACTURE FROM:	C	FT	25
80		PAOZZ	4710-00-277-5529			TUBE, COPPER: 1/2 IN. ID, AS REQUIRED,		FT	
80	14	XBOZZ		848FB1-2X3-8	30327	CONNECTOR, STRAIGHT	C	EA	2
80	15	XBOZZ				TEE, TUBE TO TUBE: 1/2 IN.		EA	1
80	16	XBOZZ		849FB1-2X3-8	30327	LLBOW, PIPE TO TUBE		EA	2
80	17	PAOZZ	5310-00-934-9758	MS35649-202	96906	NUT, PLAIN, HEXAGON: HEAT EXCHANGER MTG	C	EA	1
80	18	PAOZZ	5310-00-045_3296	MS353&j8-4j	96906	WASHER, LOCK: HEAT EXCHANGER MTG	C	EA	2
80	19	PAOZZ	5305-00-984-6212	MS35206-265	96906	SCREW, MACHINE: HEAT EXCHANGER MTG	C	EA	2
80	20	PAOZZ	5340-00-193-4111	MS21333-86	96906	CLAMP, LOOP: HEAT EXCHANGER MTG	C	EA	2

Figure 80. Heat exchanger and lines (Model FT-500).

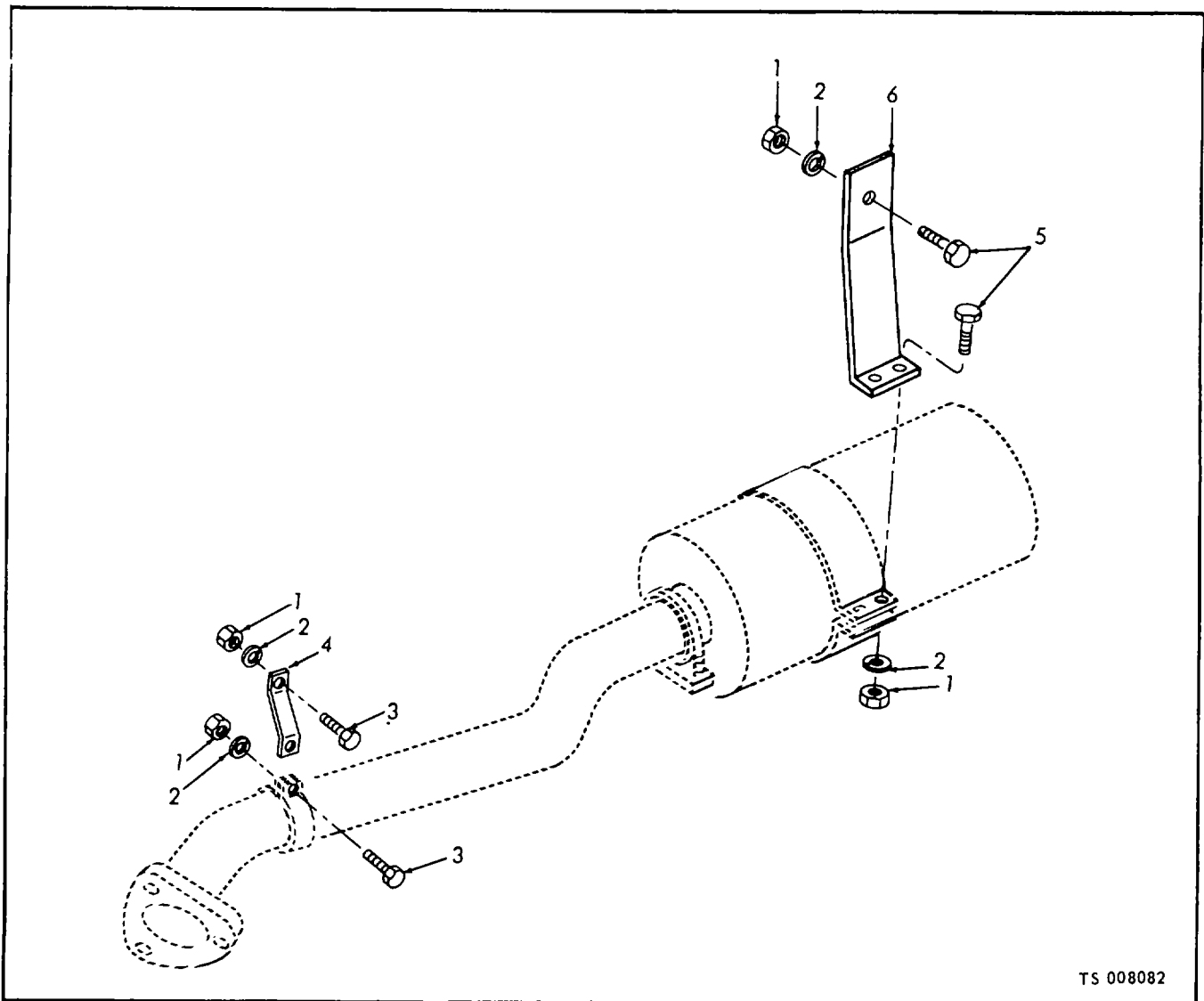


TS 008081

(1) ILLUSTRATION		(2)	(3)	(4)	(5)	(6)	(7)	(8)	DESCRIPTION	UOC	U/M	QTY INC IN UNIT
(a) FIG NO.	(b) ITEM NO.	SMR CODE	NATIONAL STOCK NUMBER	PART NUMBER	FSCM							
81	1	XBOZZ		10572-94-1	82646	GROUP 22 - MUFFLER AND BRACKETS				B	EA	1
81	2	PAOZZ	4730-00-908-3194	MS35842-11	96906	CLAMP: HOLD-DOWN HOSE				B	EA	4
81	3	MOOZZ		44-00162-25	63734	CLAMP, HOSE: 1 1/16 TO 1 1/4 IN.				B	EA	1
81		PAOZZ	4720-00-414-5987			HOSE, RUBBER, HOT WATER				B	EA	1
81	4	PAOZZ	4730-00-909-8627	M535842-13	96906	MANUFACTURE FROM:					FT	
81	5	MOOZZ		10572-94-10	82646	HOSE, RUBBER, 3/4 IN. ID, 3 FT 11 IN. REQUIRED				B	EA	4
81		PAOZZ	2930-00-828-8729	10872113	19207	CLAMP, HOSE: 1 13/16 TO 2 3/4 IN.				B	EA	2
81	6	XBOZZ		120-6-0	21563	HOSE, RADIATOR: UPPER, 2 IN. ID				B	EA	2
81	7	MOOZZ		44-00162-25	63734	MANUFACTURE FROM:				B	EA	1
81		PAOZZ	4720-00-414-5987			HOSE, PREFORMED, 2 1/2 IN. REQUIRED FOR EACH HOSE					EA	1
81	8	MOOZZ		10572-94-12	82646	TEE, HOSE: 2 X 2 X 3/4 IN.				B	EA	2
81		PAOZZ				HOSE, RUBBER, HOT WATER				B	EA	1
81		MOOZZ				MANUFACTURE FROM:					FT	
81		MOOZZ				HOSE, RUBBER, 3/4 IN. ID, 20 IN. REQUIRED				B	EA	1
81		MOOZZ				HOSE, RADIATOR: LOWER				B	EA	1
81		MOOZZ				MANUFACTURE FROM:						

Figure 81. Heat exchanger and lines (Model M45A2FTL-1).
2-123

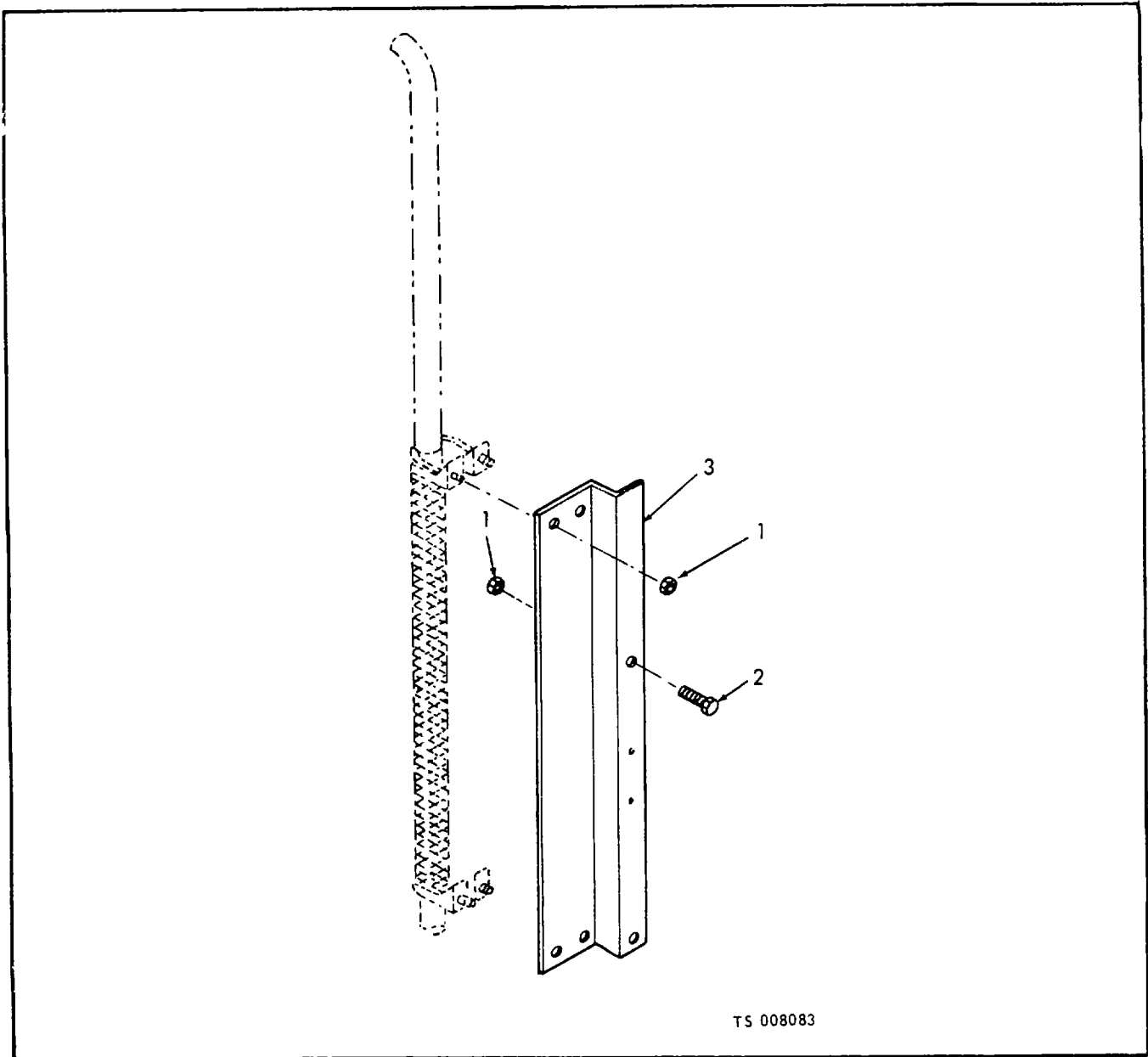
(1) ILLUSTRATION		(3)	(4)	(5)	(6)	(7)	(8)	DESCRIPTION			QTY
(a) FIG NO.	(b) ITEM NO.	SMR CODE	NATIONAL STOCK NUMBER	PART NUMBER	FSCM	UOC	U/M	INC IN UNIT			
81	9	PAOZZ	2930-00-854-3733	10872023	19207	82646	B	HOSE, PREFORMED, 3 1/2 IN. REQUIRED	EA	1	
81		MOOZZ		10572-94-11				HOSE, PREFORMED, RADIATOR: LOWER	EA	1	
81	10	PAOZZ	2930-00-854-3733	10872023	19207	82646	B	HOSE, PREFORMED, 12 IN. REQUIRED	EA	1	
81		MOOZZ		10572-94-5				TUBE ASSEMBLY, METAL	EA	1	
81	11	PAOZZ	4710-00-277-5529	3-4632	70842	82646	B	MANUFACTURE FROM:	FT		
81		XBOZZ		TUBE, COPPER, 12 IN. REQUIRED				EA	1		
81	12	MOOZZ	4710-00-277-5529	10572-94-6	70842	82646	B	ADAPTER, STRAIGHT, PIPE TO HOSE: 1/2-14 THD SIZE	EA	1	
81		XBOZZ		TUBE ASSEMBLY, METAL				EA	1		
81	13	PAOZZ	4710-00-277-5529	B68X8	79470		B	MANUFACTURE FROM:	FT		
81		XBOZZ						TUBE, COPPER, 18 IN. REQUIRED	EA	8	
81	14	XBOZZ	4730-00-010-5422	WWP521	81348	82646	B	ADAPTER, STRAIGHT, PIPE TO HOSE: 3/8-18 THD SIZE	EA	2	
81		MOOZZ		10572-94-9				TUBE ASSEMBLY, METAL	EA	1	
81	16	PAOZZ	4710-00-277-5529	10572-94-8	82646		B	MANUFACTURE FROM:	FT		
81		MOOZZ						TUBE, COPPER, AS REQUIRED	EA	1	
81	17	PAOZZ	4710-00-277-5529	3-4739	70842		B	MANUFACTURE FROM:	FT		
81		XBOZZ						TUBE, COPPER, AS REQUIRED	EA	1	
81	18	XBOZZ	4710-00-277-5529	907BS1-2	37239	79470	B	ELBOW, PIPE: TUBE TO PUMP; 90 DEG, 1/2-14 THD SIZE,	EA	1	
81		XBOZZ		B69X8				3/4-14 THD SIZE	EA	1	
81	20	XBOZZ	4710-00-277-5529	10572-94-7	79470	82646	B	ELBOW: MALE, COMPRESSION, 1/2-14 THD SIZE	EA	2	
81		MOOZZ		TUBE ASSEMBLY, METAL				EA	2		
81	81	PAOZZ	4710-00-277-5529	B62X8	79470	96906	B	MANUFACTURE FROM:	FT		
81		XBOZZ		TUBE, COPPER, AS REQUIRED				EA	1		
81		XBOZZ	4730-00-041-2537	MS51847-4			B	NIPPLE, TUBE, COMPRESSION: 1/2 IN.	EA	1	
							B	BUSHING, PIPE, SHOUDERED: BRASS, 1/2 X 3/8 IN. NPT	EA	2	



TS 008082


(1) ILLUSTRATION		(2)	(3)	(4)	(5)	(6) DESCRIPTION	(7)	(8)
(a) FIG NO.	(b) ITEM NO.	SMR CODE	NATIONAL STOCK NUMBER	PART NUMBER	FSCM	UOC	U/M	QTY INC IN UNIT
82	1	PAOZZ	5310-00-732-0558	MS3569-602	96906	NUT, PLAIN, HEXAGON: TAILPIPE AND MUFFLER BRACKET MTG	EA	5
82	2	PAOZZ	5310-00-543-2705	M53533827	96906	WASHER, LOCK: TAILPIPE AND MUFFLER BRACKET HTG	EA	5
82	3	PAOZZ	5305-00-269-3209	M590725-58	96906	SCREW, CAP, HEXAGON HEAD: TAILPIPE HAN4GER MTG	EA	2
82	4	XBOZZ		01-07868	63734	HANGER, TAILPIPE	EA	1
82	5	PAOZZ	5305-00-269-3209	MS90725-58	96906	SCREW, CAP, HEXAGON HEAD: MUFFLER BRACKET MTG	EA	3
82	6	XBOZZ		01-07867	63734	BRACKET, MUFFLER	EA	1

Figure 82. Muffler brackets.



(1) ILLUSTRATION		(2)	(3)	(4)	(5)	(6) DESCRIPTION	(7)	(8)	
(a) FIG NO.	(b) ITEM NO.	SMR CODE	NATIONAL STOCK NUMBER	PART NUMBER	FSCM	UOC	U/M	QTY INC IN UNIT	
83	1	XBOZZ	5310-00-732-0558	MS35690-602	96906	NUT, PLAIN, HEXAGON: EXHAUST VERTICAL BRACKET MTG	BC	EA	3
83	2	XBOZZ	5305-00-269-3209	MS90725-58	96906	SCREW, CAP, HEXAGON HEAD: EXHAUST VERTICAL BRACKET MTG	BC	EA	2
83	3	XBOZZ		13217E8057	97403	BRACKET, VERTICAL EXHAUST PIPE	BC	EA	1


Figure 83. Exhaust pipe bracket.



TS 008084

(1) ILLUSTRATION		(2)	(3)	(4)	(5)	(6) DESCRIPTION	(7)	(8)
(a) FIG NO.	(b) ITEM NO.	SMR CODE	NATIONAL STOCK NUMBER	PART NUMBER	FSCM	UOC	U/M	QTY INC IN UNIT
						GROUP 23 - DATA AND INSTRUCTION PLATES		
84	1	XBOZZ		13217E5809-7	97403	PLATE, INSTRUCTION: PANEL LIGHTS	EA	1
84	2	PAOZZ	5320-00-469-4137	SD34BS	07707	RIVET, BLIND: INSTRUCTION PLATES MTG	EA	107
84	3	XBOZZ		13217E5809-20	97403	PLATE, INSTRUCTION: FOAM TANK PULL	EA	1
84	4	XBOZZ		13217E5809-6	97403	PLATE, INSTRUCTION: HOSE REF SWITCH, LEFT	EA	1
84	5	XBOZZ		13217E5809-18	97403	PLATE, INSTRUCTION: WATER TANK FILL	FA	1
84	6	XBOZZ		13217E5809-22	97403	PLATE, INSTRUCTION: TANK SUCTION	EA	1
84	7	XBOZZ		13217E5809-39	97403	PLATE, INSTRUCTION: AUXILIARY COOLER	EA	1
84	8	XBOZZ		13217E5809-41	97403	PLATE, INSTRUCTION: OPEN	EA	1
84	9	XBOZZ		13217E5809-40	97403	PLATE, INSTRUCTION: GATED PUMP DISCHARGE	EA	1
84	10	XBOZZ		13217E5809-16	97403	PLATE, INSTRUCTION: PRIMER PULL	EA	1
84	11	XBOZZ		13217E5809-17	97403	PLATE, INSTRUCTION: STEADY VALVE	EA	1
84	12	XBOZZ		13217E5809-26	97403	PLATE, INSTRUCTION: THROTTLE	EA	1

Figure 84. Data and instruction plates (Sheet 1 of 2).



TS 008085

(1) ILLUSTRATION		(2)	(3)	(4)	(5)	(6) DESCRIPTION	(7)	(8)
(a) FIG NO.	(b) ITEM NO.	SMR CODE	NATIONAL STOCK NUMBER	PART NUMBER	FSCM	UOC	U/M	QTY INC IN UNIT
84	13	XBOZZ		13217E5809-44	97403	PLATE, INSTRUCTION: ROAD	EA	1
84	14	XBOZZ		13217E5809-45	97403	PLATE, INSTRUCTION: PUMP	EA	1
84	15	XBOZZ		13217E5809-32	97403	PLATE, INSTRUCTION: GAGE CHECK	EA	1
84	16	XBOZZ		13217E5809-42	97403	PLATE, INSTRUCTION: GATED PUMP SUCTION	EA	1
84	17	XBOZZ		13217E5809-36	97403	PLATE, INSTRUCTION: FOAM PROPORTIONER, PULL TO FLUSH	EA	1
84	18	XBOFF		13217E5809-21	97403	PLATE, INSTRUCTION, FOAM PULL	EA	1
84	19	XBOZZ		13217E5809-10	97403	PLATE, INSTRUCTION: HOSE REEL, RIGHT	EA	1
84	20	XBOZZ		13217E5809-11	97403	PLATE, INSTRUCTION: HOSE REEL, LEFT	EA	1
84	21	XBOZZ		13217E5809-19	97403	PLATE, INSTRUCTION: FOAM METER VALVE	EA	1
84	22	XBOZZ		13217E5809-25	97403	PLATE, INSTRUCTION: CLOSE	EA	1
84	23	XBOZZ		13217E5809-43	97403	PLATE, INSTRUCTION: GATED PUMP DISCHARGE	EA	1
84	24	XBOZZ		13217E5809-5	97403	PLATE, INSTRUCTION: HOSE REEL SWITCH, RIGHT	EA	1
84	25	XBOZZ		13217E5809-9	97403	PLATE, INSTRUCTION: FOAM TANK DRAIN	EA	1
		XBOZZ		13217E5809-47	97403	PLATE, INSTRUCTION: DISCHARGE	EA	2
		XBOZZ		13217E5809-38	97403	PLATE, INSTRUCTION: SIREN LIGHT AND BEACON	EA	1
		XAOZZ		13217E5809-48	97403	PLATE, INSTRUCTION: SIREN	EA	1

Figure 84. Data and instruction plates (Sheet 2 of 2).

(1) ILLUSTRATION		(2)	(3)	(4)	(5)	(6) DESCRIPTION	(7)	(8)
(a) FIG NO.	(b) ITEM NO.	SMR CODE	NATIONAL STOCK NUMBER	PART NUMBER	FSCM	UOC	U/M	QTY INC IN UNIT
		XBOZZ		13217E5809-46	97403	PLATE, INSTRUCTION: SUCTION	EA	1
		XBOZZ		13217E5809-27	97403	PLATE, INSTRUCTION: WATER TANK DRAIN	EA	1
		XBOZZ		13217E5809-34	97403	PLATE, INSTRUCTION: HEATER	EA	1
		X8OZZ		13217E5809-35	97403	PLATE, INSTRUCTION: DEFROSTER	EA	1
		XBOZZ		13217E5809-37	97403	PLATE, INSTRUCTION: SPOT LIGHTS	EA	1
		XBOZZ		13217E5809-29	97403	PLATE, INSTRUCTION: 24V DC	EA	2
		XBOFF		13217E5697	97403	PLATE, TRANSPORTATION DATA	EA	1
		XBOFF		12217E5644	97403	PLATE, IDENTIFICATION: U.S. ARMY	EA	1
		PAOZZ	5305-00-883-0632	MS24617-2	96906	SCREW, TAPPING: THREAD FOAMING	EA	8
		XBOFF	4320-00-948-7578	40-01918	63734	PLATE, NBFU DATA	EA	1

**Section IV. INDEX-NATIONAL STOCK NUMBER AND REFERENCE NUMBER
CROSS-REFERENCE TO FIGURE AND ITEM NUMBER**

<u>Stock Number</u>	<u>Fig. No.</u>	<u>Item No.</u>	<u>Stock Number</u>	<u>Fig. No.</u>	<u>Item No.</u>
1730-00-074-2394	13	3	4210-00-391-5576	67	3
1730-00-761-8032	13	6	4210-00-391-5718	49	3
2510-00-420-5049	75	13	4210-00-429-6174	69	22
2520-00-318-0914	26	22	4210-00-429-6178	69	15
2520-00-384-8630	15	17	4210-00-481-3457	12	7
2520-00-466-4918	66	3	4210-00-586-0883	33	19
2520-00-554-7801	15	9		48	
	15	13	4210-00-591-1798	46	6
2520-00-736-2438	15	19	4210-00-595-4171	27	22
2520-00-939-1884	15		4210-00-641-2362	65	7
2540-00-233-8279	2	40	4210-00-664-3069	65	11
2540-00-241-7075	18	18		66	32
	19	7	4210-00-768-5950	33	25
2540-00-358-4699	28	9		37	8
2540-00-3c4-3111	22	43		38	12
2540-00-621-2591	15	12		50	1
2540-00-759-4772	16	6	4210-00-790-6319	47	6
	16	12	4210-00-791-9424	70	4
	17	8	4210-00-791-9425	71	13
	17	16	4210-00-804-2758	51	2
	17	24	4210-00-813-7843	71	23
	18	10	4210-00-818-7483	32	16
2540-00-933-5184	42	11	4210-00-856-0294	71	31
2540-00-933-5185	42	48	4210-00-967-4644	51	15
2920-00-132-8368	11	4	4210-00-970-6323	46	8
2920-00-353-7326	60	12	4210-00-977-0715	68	23
2920-00-371-4886	60	3	4210-00-990-9000	56	13
2920-00-466-6701	77		4210-00-990-9001	65	
2920-00-659-6916	60	6	4210-00-990-9006	11	6
2920-00-691-9614	60	11	4210-00-993-4180	51	
2920-00-912-4734	6	4	4210-00-993-4181	33	4
2920-00-922-8449	59	3		33	13
2930-00-828-8729	81			46	
2930-00-854-3733	81		4210-00-997-2271	27	16
3010-00-785-0908	15	18		71	
3020-00-231-8741	12	1	4210-00-997-2272	66	
3020-00-248-5789	12	2	4210-00-997-2273	61	
3020-00-360-0629	13	28	4210-00-997-2274	66	
3020-00-995-0336	13	11	4230-00-114-1949	71	33
3110-00-144-8519	67	16	4310-00-653-1507	71	15
	69	5	4320-00-113-9514	14	14
3110-00-185-6306	27	21	4320-00-114-0950	71	25
3110-00-516-5490	67	24	4320-00-115-2445	53	13
3110-00-516-5557	12		4320-00-126-2148	69	19
3110-00-554-5719	69	9	4320-00-212-9795	69	25
3110-00-792-8178	71	22	4320-00-245-5441	63	3
3120-00-119-8080	60	9		64	4
3120-00-294-0225	68	6	4320-00-429-6177	63	5
3120-00-661-7672	61	17		64	8
	61	20	4320-00-633-3949	27	10
3130-00-995-4635	13	13		28	11
4140-00-482-2667	42	44	4320-00-633-3954	27	9
4140-00-784-2496	42	25		28	10
4210-00-020-5351	58	7	4320-00-633-3959	19	19
4210-00-030-3447	65	6		66	29
	66	21	4320-00-633-3962	9	9
4210-00-100-2619	12	21		66	31
4210-00-100-2623	12	21	4320-00-633-3975	65	10
4210-00-111-5227	68	8		66	33
4210-00-111-5228	65	67	4320-00-633-3979	65	15
4210-00-111-5229	27	4		66	9
	28	6		66	25
4210-00-111-6650	69	23	4320-00-695-2779	68	22
4210-00-114-0951	61		4320-00-732-7539	70	15
4210-00-122-2056	34	8	4320-00-806-3778	69	20
4210-00-122-2057	34	7	4320-00-806-3781	68	18
4210-00-122-2058	24	5	4320-00-806-3783	68	30
4210-00-136-2156	67	23	4320-00-806-3787	67	22
4210-00-137-5684	23	28	4320-00-902-0473	67	18
4210-00-137-5685	17	66	4320-00-902-0474	69	8
4210-00-143-3827	23		4320-00-902-4772	70	5
4210-00-165-9814	27	17		70	11
4210-00-211-6440	46	12	4320-00-903-5086	67	5
4210-00-211-6445	47	11	4320-00-903-5969	61	10
4210-00-215-1348	47	12	4320-00-905-4772	70	17
4210-00-215-1350	49	2	4320-00-906-6517	27	6
4210-00-287-9315	66	20		28	1
4210-00-288-9330	46	13	4320-00-906-6518	61	24
4210-00-335-3493	69	21	4320-00-906-6519	61	22
4210-00-349-2251	21	14	4320-00-906-6520	55	
4210-00-371-5981	27	8	4320-00-907-3655	70	9
	28	3	4320-00-907-5680	68	5

**Section IV. INDEX-NATIONAL STOCK NUMBER AND REFERENCE NUMBER
CROSS-REFERENCE TO FIGURE AND ITEM NUMBER**

<u>Stock Number</u>	<u>Fig. No.</u>	<u>Item No.</u>	<u>Stock Number</u>	<u>Fig No.</u>	<u>Item No.</u>
4320-00-907-5681	70	16	4730-00-138-8121	33	14
4320-00-907-9214	67	25	4730-00-139-4009	27	19
4320-00-909-2691	61	21	4730-00-142-1630	68	12
4320-00-922-6347	55	9	4730-00-142-2240	61	23
4320-00-925-4931	68		4730-00-142-2532	31	13
4320-00-930-1992	69	3	4730-00-142-3076	54	15
4320-00-930-1993	69	10		79	11
4320-00-932-5763	55	7	4730-00-186-3028	80	6
4320-00-944-1554	15		4730-00-187-4200	65	12
4320-00-948-7578	84		4730-00-187-7617	74	18
4370-00-489-4954	34	6	4730-00-188-3513	58	10
4420-00-137-5689	79	31	4730-00-189-2619	74	27
4710-00-202-8396	53		4730-00-192-0722	37	1
4710-00-203-2948	54		4730-00-192-0723	29	26
4710-00-203-3171	73		4730-00-192-0728	29	27
4710-00-277-4026	58	1	4730-00-192-0730	37	12
4710-00-277-5525	26		4730-00-192-0731	39	6
	56		4730-00-193-2686	39	9
	56	4	4730-00-196-0883	31	8
4710-00-277-5527	56		4730-00-196-0897	32	22
	70			34	15
	73		4730-00-196-0899	30	15
	73		4730-00-196-0910	40	14
4710-00-277-5529	34		4730-00-196-1468	29	18
	79			30	21
	79			30	23
	80			80	5
	81		4730-00-196-1469	23	10
	81		4730-00-196-1471	30	19
4720-00-189-2778	61			32	8
4720-00-200-0367	12			32	26
4720-00-235-1775	23		4730-00-196-1472	38	8
	24		4730-00-196-1473	40	7
	25		4730-00-196-1493	31	6
4720-00-278-4921	72		4730-00-196-1496	31	12
4720-00-288-8118	41		4730-00-196-1497	32	13
4720-00-414-5987	80			54	5
	81			54	7
4720-00-787-0952	27		4730-00-196-1498	80	8
4720-00-900-8630	41		4730-00-196-1500	37	7
4730-00-010-3867	23	8	4730-00-196-1505	61	5
4730-00-010-5422	23	9		67	4
	29	19	4730-00-196-1509	32	28
	31	9		36	12
	31	23	4730-00-196-1510	40	12
	36	10		74	28
	38	9	4730-00-196-1516	38	7
	80	11	4730-00-196-1524	23	12
	81	14		23	14
4730-00-011-6452	26			30	12
4730-00-012-7878	29	9	4730-00-196-1532	35	10
	34	13		36	9
4730-00-012-8003	54	8	4730-00-196-1533	32	24
4730-00-014-4042	79	23		35	9
4730-00-017-9400	29	10		36	7
4730-00-017-9447	33	38	4730-00-196-1552	32	12
	37	13		72	4
4730-00-018-9566	66	23	4730-00-196-1555	38	2
4730-00-019-2055	54	13	4730-00-196-1557	30	14
	79	20		31	17
4730-00-019-2069	54	18		38	6
4730-00-019-2076	79	24	4730-00-196-1569	32	7
4730-00-019-2470	29	21		36	5
4730-00-021-1982	35	14	4730-00-196-1572	40	13
4730-00-021-9678	34	10	4730-00-202-9539	26	23
4730-00-021-9821	35	12	4730-00-203-0028	79	2
4730-00-021-9823	29	24	4730-00-203-2820	54	10
4730-00-021-9827	29	29	4730-00-204-3391	38	1
4730-00-021-9838	37	15	4730-00-204-3480	38	10
4730-00-041-2537	81		4730-00-221-0585	35	6
4730-00-044-4715	67	7	4730-00-221-0586	29	15
4730-00-045-1897	32	19	4730-00-221-2010	68	10
4730-00-045-3252	29	12	4730-00-221-2136	43	1
	29	28	4730-00-227-5636	29	13
4730-00-050-4203	15	6	4730-00-240-1672	39	13
	15	10	4730-00-240-1675	29	20
4730-00-050-4208	12	15	4730-00-240-1676	29	8
4730-00-077-5643	39	8		30	18
4730-00-080-7639	27	15		30	20
4730-00-127-4461	40	5		31	22
	58	11	4730-00-240-1678	29	23
4730-00-132-1542	34	16	4730-00-245-0413	12	16

**Section IV. INDEX-NATIONAL STOCK NUMBER AND REFERENCE NUMBER
CROSS-REFERENCE TO FIGURE AND ITEM NUMBER**

<u>Stock Number</u>	<u>Fig. No.</u>	<u>Item No.</u>	<u>Stock Number</u>	<u>Fig. No.</u>	<u>Item No.</u>
4730-00-246-9206	29	11	4730-00-443-9093	31	28
	36	6	4730-00-447-5738	72	2
4730-00-246-9207	40	11	4730-00-451-3467	80	12
	74	14	4730-00-451-3507	31	10
	74	22		33	10
4730-00-249-1478	30	22	4730-00-451-3516	31	15
	37	6	4730-00-451-3542	74	23
	38	14	4730-00-451-3550	74	13
	54	6	4730-00-451-3555	13	14
4730-00-251-9942	54	19	4730-00-461-5896	29	17
4730-00-253-4415	32	15	4730-00-467-4432	34	11
	61	6	4730-00-482-4030	80	9
4730-00-253-4418	30	16	4730-00-489-4853	29	16
	32	4		32	2
	32	27		35	5
	35	11	4730-00-489-4856	33	39
4730-00-253-4419	32	15		39	5
	40	10	4730-00-540-1895	67	8
4730-00-254-1801	80	10	4730-00-540-2596	73	
4730-00-254-1802	34	9	4730-00-585-8582	61	3
4730-00-254-2744	23	15	4730-00-595-0439	30	24
	25	9	4730-00-618-8495	26	27
4730-00-255-8260	36	14	4730-00-803-2007	58	8
4730-00-257-2118	79	12	4730-00-810-3902	80	3
4730-00-257-2120	80	7	4730-00-835-6595	32	17
4730-00-257-2121	34	12	4730-00-841-4732	79	
4730-00-257-2173	30	25	4730-00-877-6298	79	14
4730-00-261-4218	79	22	4730-00-902-8991	75	14
4730-00-261-4219	33	26	4730-00-908-3193	61	1
	36	8	4730-00-908-3194	23	1
	38	11		23	34
4730-00-263-4983	71	7		80	1
4730-00-270-4580	73	7		81	2
	79	4	4730-00-909-8627	41	1
4730-00-270-5286	71	29		81	4
4730-00-273-8561	58	13	4730-00-921-3241	56	6
4730-00-277-2172	31	7	4730-00-937-2651	24	1
4730-00-277-5636	30	28	4730-00-943-8021	54	4
	32	6	4730-00-974-9285	56	2
	35	7	4730-257-243-017	37	14
4730-00-277-5643	33	31	4810-00-803-7071	74	45
	39	11	4820-00-070-6303	46	11
	40	8	4820-00-113-5526	70	
	74	16	4820-00-115-2446	43	8
	74	25	4820-00-115-2447	51	9
	74	29	4820-00-115-3926	43	
4730-00-277-5736	58	9	4820-00-126-5380	47	4
4730-00-277-9609	79	25	4820-00-133-3683	54	17
4730-00-277-9669	33	3	4820-00-135-1145	34	14
	37	4	4820-00-234-3435	70	7
4730-00-278-2699	37	9	4820-00-245-3972	31	14
4730-00-278-3225	53	3		31	20
4730-00-278-3853	53	5		45	
4730-00-278-4773	31	11	4820-00-272-3347	24	3
	33	9	4820-00-456-0035	43	13
4730-00-278-4774	23	11		45	12
	25	12		51	14
	30	9	4820-00-456-0036	51	18
	31	16	4820-00-546-0724	33	23
	33	2		37	5
	37	2		38	3
	38	4	4820-00-546-0742	49	1
4730-00-278-8764	53		4820-00-818-7483	47	
4730-00-287-0170	30	11	4820-00-975-8143	71	34
4730-00-287-1799	56	8	4930-00-060-5349	13	5
4730-00-287-3787	29	7	4940-00-785-0848	15	15
4730-00-287-3790	30	26	4940-00-804-1395	17	61
	12	25	5210-00-111-6649	68	27
4730-00-288-9429	24	6	5305-00-006-6574	52	1
4730-00-288-9795	79	21	5305-00-010-0001	53	9
4730-00-289-0051	54	16	5305-00-012-0583	7	1
	79	3	5305-00-012-7782	13	7
4730-00-289-2356	41	3	5305-00-014-5372	67	12
4730-00-310-2572	35	8	5305-00-014-5388	69	26
4730-00-359-3872	65	3	5305-00-018-1670	66	6
4730-00-360-8538	64	2	5305-00-042-4333	42	
4130-00-402-9534	58	4		42	27
4730-00-404-8428	26	26	5305-00-044-4153	13	1
	54	9	5305-00-052-6874	17	3
	56	3		17	11
4730-00-443-8912	32	29		18	5
4730-00-443-9093	31	27		19	10

**Section IV. INDEX-NATIONAL STOCK NUMBER AND REFERENCE NUMBER
CROSS-REFERENCE TO FIGURE AND ITEM NUMBER**

<u>Stock Number</u>	<u>Fig. No.</u>	<u>Item No.</u>	<u>Stock Number</u>	<u>Fig No.</u>	<u>Item No.</u>
5305-00-052-6894	17	19	5305-00-719-5336	48	8
5305-00-052-6907	71	14	5305-00-721-4747	76	18
5305-00-052-8238	18	29	5305-00-721-4750	16	24
5305-00-054-6651	23	26	5305-00-723-9387	61	9
5305-00-057-7165	16	1	5305-00-724-5812	42	24
	16	7	5305-00-754-4451	27	
	18	22		28	4
	26	19	5305-00-769-7986	11	5
5305-00-C68-0500	26	1	5305-00-782-9494	62	18
5305-00-C68-0501	6	3		68	3
5305-C0-068-0502	1	16	5305-00-821-7126	74	3
	11	3	5305-00-850-0265	29	3
	12	13		34	3
	17	27		35	3
	18	11		39	3
	18	14	5305-00-855-0834	26	19
	18	15	5305-00-855-0836	16	3
	18	22	5305-00-855-0957	17	1
	19	26		17	9
	27	30		18	3
	27	32		19	8
	28	13		71	3
	42	52		77	11
	43	4	5305-00-855-0958	21	9
	77	4	5305-00-855-0960	8	2
5305-00-071-1773	20	6		17	17
	20	12		17	51
5305-00-071-2237	1	29	5305-00-855-0965	19	1
5305-00-088-8923	53	7		19	3
5305-00-151-1321	71	9	5305-00-855-0968	10	
5305-00-174-4485	77	11	5305-00-855-0973	3	1
5305-00-186-6084	16	15		3	3
	21	21	5305-00-855-3597	18	1
	22	23	5305-00-870-2821	69	17
53C5-00-187-9874	17	32	5305-00-883-0628	18	30
53C5-00-225-3839	73	3	5305-00-883-0632	2	18
	79	8		84	
5305-00-225-9081	75	19	5305-00-889-3000	6	10
5305-00-254-0080	76	2	5305-00-889-3001	17	57
5305-00-269-2801	61	7	5305-00-933-6305	10	19
5305-00-269-3206	77		5305-00-954-3937	16	19
5305-00-269-3209	23	23	5305-00-954-4295	19	6
	82	3		19	17
	82	5	5305-00-957-6272	18	27
	83	2	5305-00-957-6645	10	20
5305-00-269-3210	20	15	5305-00-957-6647	5	3
5305-00-269-3211	1	9	5305-00-958-5253	1	19
	12	20		2	27
	75	6	5305-00-959-2673	10	30
	76	13	5305-00-959-2708	67	14
5305-00-269-3212	2	15	5305-00-959-2723	21	13
	22	29	5305-00-984-3806	16	21
	23	21	5305-00-984-4983	10	5
5305-00-269-3213	59	6		10	23
	77	3	5305-00-984-4988	21	7
	77	9	5305-00-984-4992	10	13
5305-00-269-3236	65	4	5305-00-984-5675	16	22
	66	19		16	31
5305-00-276-6090	1	26		17	77
5305-00-285-3890	67	9		77	15
5305-00-432-4170	18		5305-00-984-5676	17	49
5305-00-432-4201	18			21	3
5305-00-501-8498	27	20		22	3
5305-00-543-2272	75			22	7
5305-00-543-4718	13	17		22	11
	14	2		22	16
5305-00-576-6987	75			22	20
5305-00-633-3955	65	14	5305-00-984-5677	21	38
	66	8	5305-00-984-5685	19	
	66	14	5305-00-984-6191	17	5
5305-00-655-9750	26	3		17	13
5305-00-702-4523	74	8		17	21
5305-00-709-8517	65	1		18	9
5305-00-710-4190	64	1		19	14
	66	17	5305-00-984-6194	27	25
	67	20	5305-00-984-6208	16	5
	69	1		16	9
5305-00-710-4192	69	13		16	11
5305-00-710-4194	68	4		17	5
5305-00-710-4195	68	16		17	13
	69	16		18	9
5305-00-710-4205	68	14		19	14

**Section IV. INDEX-NATIONAL STOCK NUMBER AND REFERENCE NUMBER
CROSS-REFERENCE TO FIGURE AND ITEM NUMBER**

<u>Stock Number</u>	<u>Fig. No.</u>	<u>Item No.</u>	<u>Stock Number</u>	<u>Fig. No.</u>	<u>Item No.</u>
5305-00-984-6208	26	19	5310-00-012-0376	10	1
5305-00-984-6209	17	40		61	12
	19	21		69	18
5305-00-584-6210	18	26	5310-00-012-0377	13	15
	21	29		14	
5305-00-S84-6211	2	23		14	1
	23	17		59	4
	26	3		77	
	42	45		79	26
5305-00-984-6212	80	19	5310-00-012-0384	68	2
5305-00-984-6216	2	30	5310-00-012-0622	42	29
5305-00-984-6221	10	8	5310-00-012-1574	13	10
5305-00-988-1721	19	23	5310-00-014-5850	17	65
	19	29	5310-00-045-3296	2	22
	77	17		5	2
5305-00-S88-1723	17	70		16	
	31	30		16	
5305-00-S88-1724	17	36		17	15
	17	60		17	23
	21	17		17	39
	53	9		18	8
	71	2		18	25
5305-00-988-1727	21	25		19	13
5305-00-988-9265	26	5		19	20
5305-00-989-7434	23	4		21	28
5305-00-990-1347	75	11		23	18
5305-00-990-6444	55	1		26	4
	59	1		80	18
5305-00-993-1848	31	3	5310-00-045-3299	18	12
	36	3		18	16
	40	3		26	4
5305-00958-5260	68	26	5310-00-045-4007	21	8
5305-957-1497	77		5310-00-045-5206	10	14
5305-988-1724	17	44	5310-00-059-9910	65	8
5306-00-018-6491	42	22	5310-00-080-6004	13	18
5306-00-021-3912	76	16		20	32
5306-00-180-9322	60	2	5310-00-080-9786	42	33
5306-00-225-8496	77	22	5310-00-081-4219	74	32
5306-00-225-8497	20	24	5310-00-087-7493	21	11
	20	27		76	14
	51	4	5310-00-088-1251	6	1
	76	10		19	5
5306-00-225-8498	22	15		19	16
	44	1		22	
5306-00-225-8499	5	9	5310-00-167-0814	23	32
	20	28	5310-00-194-1483	44	5
	62	6		52	5
5306-00-225-8514	61	14		77	18
5306-00-225-8516	74	10	5310-00-209-0786	77	
5306-00-225-9084	71	27	5310-00-209-0788	6	11
5306-00-225-9091	71	30		10	
5306-00-297-2487	15	5	5310-00-220-6692	68	21
5306-00-531-1798	10	3	5310-00-225-6408	19	32
5306-00-537-9675	23	31		77	24
	74	31	5310-00-225-6993	20	4
5306-00-753-9242	75	17	5310-00-261-7340	61	8
5309-00-269-3209	21	34	5310-00-262-4812	79	28
5310-00-003-4094	13	2	5310-00-262-8353	70	6
5310-00-003-9415	20	5		70	12
	20	11	5310-00-269-4040	74	1
5J10-00-004-5033	20	2	5310-00-271-7415	68	15
	20	14	5310-00-271-8524	15	16
	21	12	5310-00-274-9337	20	18
	21	33	5310-00-407-9566	2	35
	22	28		5	8
	23	22		10	2
5310-00-010-3319	53	10		16	14
5310-00-010-3322	13	16		16	32
5310-00-010-3327	42	51		17	48
5310-00-011-7060	71	1		17	78
5310-00-011-8873	17	7		19	
5310-00-012-0214	62	5		20	23
5310-00-012-0361	16			20	26
	17	6		21	2
	17	14		21	20
	17	22		21	37
	18	7		22	2
	19	12		22	6
	29	1		22	10
	34	1		22	14
	35	1		22	19
	39	1		22	22

**Section IV. INDEX-NATIONAL STOCK NUMBER AND REFERENCE NUMBER
CROSS-REFERENCE TO FIGURE AND ITEM NUMBER**

<u>Stock Number</u>	<u>Fig. No.</u>	<u>Item No.</u>	<u>Stock Number</u>	<u>Fig. No.</u>	<u>Item No.</u>
5310-00-407-9566	22	25	5310-00-732-0558	21	32
	22	32		22	27
	74	11		23	20
	75	20		75	4
	76	8		76	11
	77	14		82	1
	77	21		83	1
	79	27	5310-00-761-3706	5	7
5310-00-482-4463	42	46	5310-00-761-6882	1	14
5310-00-482-6993	42	41		1	27
5310-00-514-6674	77			16	17
5310-00-527-3288	55	2		17	25
5310-00-531-9514	23	27		17	30
5310-00-543-2410	17	56		17	34
5310-00-543-2629	1	21		17	42
	17	76		21	15
	62	4		21	23
5310-00-543-2705	82	2		42	50
5310-00-543-5643	12	18		75	8
5310-00-543-5973	47	1		75	15
5310-00-550-0777	22	77		1	
5310-00-582-5965	1	15	5310-00-762-6241	12	3
	1	28	5310-00-765-3197	27	
	11	2		28	5
	12	11	5310-00-767-0445	23	29
	16	18	5310-00-780-4232	30	1
	17	26		31	1
	17	35		36	1
	17	43		40	1
	17	69	5310-00-791-8503	76	17
	18	21	5310-00-809-3078	6	2
	19	24		12	6
	19	27		29	2
	19	30		34	2
	21	16		35	2
	21	24		39	2
	22			76	9
	22		5310-00-809-4058	23	5
	22			31	2
	26	2		36	2
	27	31		40	2
	27	33		75	10
	28	14	5310-00-809-4085	21	40
	31	31	5310-00-809-5998	74	43
	53	10	5310-00-809-8544	42	21
	73	2	5310-00-823-8804	12	12
	75	9	5310-00-827-8485	79	6
	75	16	5310-00-834-3156	10	12
	75	16	5310-00-880-7744	2	34
	77			16	13
	77	2		17	46
	79	7		19	
5310-00-584-5005	11	1		20	22
	73	1		20	25
	75	15		21	1
5310-00-584-5007	55	6		21	19
5310-00-586-7681	59	2		21	36
5310-00-616-8270	15	4		22	1
5310-00-627-6128	77			22	5
5310-00-637-9541	1	22		22	9
	2	3		22	13
	2	14		22	18
	12	19		22	21
	59	5		22	31
	75	5		75	18
	76	12		76	7
	77			77	13
	77	8		77	20
5310-00-455-7424	62	22	5310-00-891-1734	44	4
5310-00-455-9335	77	7		52	4
5310-00-656-0400	66	4	5310-00-901-4463	69	27
5310-00-685-1429	68	1	5310-00-902-0475	69	7
5310-00-6S6-5172	42	20	5310-00-902-0476	67	17
5310-00-702-8891	66	13	5310-00-903-3393	66	24
5310-00-708-8891	66	7	5310-00-903-5966	74	6
5310-00-725-7382	15	3	5310-00-904-4824	61	13
5310-00-727-4859	65	13	5310-00-925-9642	13	9
5310-00-732-0558	1	2	5310-00-933-8121	74	7
	2	2	5310-00-934-9747	6	9
	20	1		10	7
	20	13		17	55
	21	10		21	5

**Section IV. INDEX-NATIONAL STOCK NUMBER AND REFERENCE NUMBER
CROSS-REFERENCE TO FIGURE AND ITEM NUMBER**

<u>Stock Number</u>	<u>Fig. No.</u>	<u>Item No.</u>	<u>Stock Number</u>	<u>Fig. No.</u>	<u>Item No.</u>
5310-00-934-9757	18	20	5330-00-255-0776	45	3
	27	23	5330-00-255-0781	45	4
5110-00-934-9758	2	21	5330-00-429-6167	28	7
	5	1	5330-00-542-1420	43	3
	17	38		45	7
	18	24		51	3
	19	19	5330-00-579-3156	55	8
	21	27	5330-00-579-8156	65	20
	23	16		66	30
	80	17	5330-00-582-2855	55	10
5310-00-937-9541	1	10	5330-00-584-0263	57	9
5310-00-948-0755	23	3	5330-00-585-6663	48	3
5310-00-951-7209	74	2	5330-00-641-1454	69	24
5310-00-959-1488	75		5330-00-641-3149	67	19
5310-00-965-1800	74	35	5330-00-663-5126	69	4
5310-00-973-8786	74	36	5330-00-698-7566	61	15
5310-00-974-6623	23	30	5330-00-806-3782	68	28
5310-00-982-4938	53	6	5330-00-806-3786	67	2
5310-00-982-6568	20	36	5330-00-820-6897	68	19
5310-00-997-1888	17	68	5330-00-870-2820	69	
5315-00-005-0442	74	42	5330-00-870-2823	9	5
5315-00-012-0123	20	31	5330-00-901-2151	70	14
5315-00-013-7180	54	1	5330-00-901-2152	70	8
5315-00-023-4253	62	9	5330-00-902-4771	27	
5316-00-043-1787	61	11		28	2
5315-00-187-1811	15	1	5330-00-903-2851	68	29
5315-00-200-4545	69	6	5330-00-940-1475	10	10
5315-00-291-1375	49	6	5330-00-949-1475	10	11
5315-00-616-5514	12	8	5330-00-967-4644	45	14
5315-00-687-3789	48	1	5330-00579-7914	48	5
5315-00-816-1067	71	10	5330-030-3199	69	29
5315-06-816-1794	62	1	5330-641-2362	66	22
	62	12	5340-00-079-7837	27	26
5315-00-834-9298	27	2	5340-00-193-4111	80	20
	28	8	5340-00-209-3145	17	41
	21	39		19	22
5315-00-839-5822	20	35	5340-00-237-6254	74	39
5315-00-842-3045	66	2	5340-00-301-7723	19	15
5315-00-842-3154	33		5340-00-359-4890	77	
5315-00-843-8590	68	20		79	9
5315-00-849-5578	67	26	5340-00-420-6145	77	
5315-00-901-4465	69	11	5340-00-424-7162	27	27
	68		5340-00-444-6468	2	31
5315-30-901-4467	69	12	5340-00-445-7723	71	24
	15	20	5340-00-445-7732	71	26
5315-00-940-5969	67	27	5340-00-533-5342	17	58
5315-00-940-9569	62	2	5340-00-535-6468	9	27
5315-00-957-9397	23	35	5340-00-535-6479	27	13
5320-00-264-3219	84	2		71	4
5320-00-469-4137	75	1	5340-00-597-5322	5	10
5320-00-850-3233	16	29	5340-00-641-9018	47	8
5320-00-850-3241	17	64		50	3
	17	67	5340-00-776-8809	21	6
5320-00-850-3246	16	27	5340-00-822-4710	71	18
5320-00-850-3746	17	72	5340-00-904-4825	61	19
	17	74	5340-00-922-2625	71	8
5325-00-185-0017	77		5340-00-933-6065	18	31
5325-00-248-7102	10	35	5340-00-958-8457	2	24
5325-00-263-6648	2	33	5340-00-975-2126	23	36
5325-00-276-6089	26		5340-00-992-3183	16	4
5325-00-286-6047	6	8		16	10
5325-00-485-0275	5	6		17	4
5325-00-660-1237	21	31		17	12
5325-00-687-3867	42	14		17	20
5325-00-802-8390	17	59		18	6
5325-00-836-8320	3	8		19	11
5330-00-429-6167	27	5	5350-00-988-7608	43	9
5330-00-019-1790	67	11	5355-00-903-5088	27	11
5330-00-030-3199	68	7	5360-00-402-4550	62	16
5330-00-061-8354	71	32	5360-00-477-2680	19	34
5330-00-126-5300	43	7		74	4
5330-00-126-5310	51	8		77	26
5330-00-126-5312	43	6	5420-00-300-0034	15	16
5330-00-126-5315	51	6	5510-00-267-2161	76	
5330-00-180-5024	26	11	5510-00-267-2276	77	
5330-00-180-5025	26	7	5640-00-933-5173	17	
	26	9		18	
5330-00-194-3719	70	10		19	
5330-00-194-3720	65	2		27	
	66	18		28	
5330-00-246-0394	45	5		78	3
5330-00-248-3840	43	14	5820-00-990-5354	19	

**Section IV. INDEX-NATIONAL STOCK NUMBER AND REFERENCE NUMBER
CROSS-REFERENCE TO FIGURE AND ITEM NUMBER**

<u>Stock Number</u>	<u>Fig. No.</u>	<u>Item No.</u>	<u>Stock Number</u>	<u>Fig. No.</u>	<u>Item No.</u>
5820-00-990-5354	21	22	6145-00-705-6674	1	
5905-00-769-7338	42	3		1	
5910-00-432-6360	9	12	6145-00-805-3254	1	
5910-00-668-8182	42	31	6145-00-805-3354	1	
	42	39	6150-00-420-2203	1	4
5910-00-899-4395	10	22	6210-00-159-1782	26	
5925-00-615-7071	8	3	6210-00-299-5968	6	12
5930-00-472-7193	6	6	6210-00-629-2215	26	15
5930-00-655-1513	42	1	6220-00-113-0996	4	2
9930-00-655-1514	8	1	6220-00-168-0410	5	4
	8	1	6220-00-190-6410	3	2
	27	1	6220-00-330-8765	4	3
5930-00-885-4167	27	29	6220-00-394-2899	3	7
	28	12	6220-00-652-2362	3	4
5930-00-907-9208	55	3	6220-00-790-7780	7	2
5930-00-919-3278	6	5	6220-00-792-7781	3	5
5935-00-811-9131	1	13	6220-00-958-7897	4	
5935-00-853-0725	21	30		4	
5940-00-143-4780	77		6240-00-019-3141	5	5
	77			7	3
	77		6240-00-155-7784	3	6
	77			6	13
5940-00-143-4793	77		6240-00-635-4643	4	4
	77		6240-00-643-0687	10	15
	77		6240-00-727-8573	9	6
5940-00-548-8201	77		6250-00-115-8585	26	17
5940-00-549-6581	2	8	6350-00-930-5772	10	4
5940-00-705-6730	1	5	6350-00-943-5535	10	31
	1	7	6420-00-155-8714	26	16
5940-00-959-4399	77			26	18
	77		6680-00-825-2076	26	12
	77		6680-00-958-7102	26	24
	77		6685-00-913-6872	26	14
5945-00-642-1126	12	14	6685-00-913-6873	26	13
5945-00-991-3828	9	8	6810-00-249-9354	2	
	10	25	7220-00-205-0390	16	
5970-00-937-2895	2	25		17	
5975-00-132-6694	77			19	
5975-00-284-7337	77		8040-00-079-7158	18	
	77			18	
	77			19	
	77		8040-00-833-9563	18	
	77		8040-00-843-0802	18	
	77			18	
	77			19	
	77			19	
	77		8040-00-985-7124	27	
	77			28	
5975-284-7337	77		9320-00-063-8064	18	
5977-00-143-6724	12			18	
5977-00-280-3952	60	5		23	
5977-00-371-4826	60	1	9340-00-137-9195	26	8
6105-00-027-1877	12	9	9905-00-137-5688	26	10
6105-00-110-8048	60	7	9905-00-202-3639	18	2
6105-00-110-8054	60	8	9905-00-205-2795	77	12
6105-00-658-6053	59	7			
6105-00-933-5372	42	26			
6105-00-953-5372	42	42			
6140-00-057-2554	1				
	2	10			
6145-00-284-0329	77				
	77				
6145-00-284-8329	77				
6145-00-519-2685	77				
	77				
	77				
	77				
6145-00-539-8051	77				
	77				
	77				
	77				
	77				
	77				
	77				
	77				
	77				
	77				
	77				
	77				
	77				

**Section IV. INDEX-NATIONAL STOCK NUMBER AND REFERENCE NUMBER
CROSS-REFERENCE TO FIGURE AND ITEM NUMBER**

<u>Reference No.</u>	<u>Mfg Code</u>	<u>Fig. No.</u>	<u>Item No.</u>	<u>Reference No.</u>	<u>Mfg Code</u>	<u>Fig. No.</u>	<u>Item No.</u>
WWP471	81348	23	8	DS066BS	07707	17	67
AN124991	81348	23	35	DV377F	26940	57	1
AN6227-37	88044	70	10	DV708	26840	57	
AN960C516L	81348	23	32	DV737F	26840	57	3
AN960C6	81348	23	27	DV9	26840	56	13
AN960C616L	81348	76	17	DV9-12	26840	57	5
A8F2-1-2	26840	27	4	DV9-18	26840	57	8
	26840	28	6	DV9-41	26840	57	6
A9-2-1-2	26840	27	5	DV9G38	26840	57	
	26840	27	18	EC18	99017	1	13
8895X	26840	15	20	EC833	04063	27	
	26849	67	27		04063	28	
BD55011-16-01	70709	13	14	FH765	92858	13	4
BLG2760	26840	66	21	FL16-16MR	30327	30	8
BLRCA45	26840	66		EFE32-19-20-1	92858	13	23
BLT276D	26840	65	6	EFE32-19-20-11	92858	13	12
BL11	26840	65	7	EFE32-19-20-2	92858	13	26
	26840	66	22	EFE32-19-20-20	92858	13	8
BL111D	26940	65	14	EFE32-19-20-22	92858	14	4
	26840	66	8	EFE32-19-20-23	92858	14	3
	26840	66	14	EFE32-19-20-27	92858	13	19
BL114	26840	65	17	EFE32-19-20-3	92958	13	21
	26840	66	16	EFE32-19-20-45	92858	13	22
	26840	66	26	EFE32-19-20-47	92858	12	
BL125	26840	65	15	EFE32-19-20-6	92858	13	20
	26840	66	9	EFE32-19-20LT21	92858	14	4
	26840	66	25	EFE32-19-20LT8	92858	13	24
BL2170	26840	27	17	EFE32-19-20RT	92858	12	21
BL280-45	26940	65	16	EFE32-19-20RT21	92858	14	4
	26840	66	27	EFE32-19-20RT8	92859	13	24
BL377D	26840	27	10	FPIF32-9-20LT	92858	12	21
	26840	28	11	F16	26840	61	3
BL38F	26840	65	21	FH30B	92858	13	3
	26840	65	34	FR25-10	24681	42	3
BL39F	26840	65	9	FS96	26840	70	6
	26840	66	31		26840	70	12
B1404	26840	65	10	FZZG10D-2-1-2	26840	27	22
	26840	66	33	F396	26840	68	15
BL41-45F	26840	66	28	F432-24V	77977	9	8
BL41-45R	26840	65	18		77977	10	25
	26840	66	28	GSAG4	77977	67	
BL42	26840	65	11	GSAL	26840	68	
	26P40	66	32	GSAL321	26840	68	8
BL44-4	26840	66	20	GSAL322	26840	67	15
BL44SF	26840	65	5	GSAL325	26340	54	2
BL45-20	26840	66	11	GSAL340	76840	61	4
BL45F	26840	66		GSAL385	26840	68	27
BL45R	26840	66		GSARVA	26840	70	
BL45RS	26843	65		GSAS110	26840	67	17
BL80	26840	27	9	GSA1	26840	69	31
	26840	28	10	GSA1PA	26840	68	
BL91	26840	65	19	GSA142	26840	67	13
	26840	66	29	GSA143	26840	67	18
B250F	59730	77		GSA2	26840	69	19
B46137-4-3-8	20266	72	3	GSA216	26840	64	5
B62X8	79470	81		GSA292	26840	67	22
B64X6	79470	73		GSA296	26940	67	19
B66X4A	79470	73		GSA320	26840	68	17
B68X4A	79470	73		GSA327	26840	67	5
B68X6	79470	73		GSA36	26840	67	25
B68X6A	79470	73		GSA4	26840	67	28
B68X6B	79470	73		GSA49	26840	67	21
B68X8	79470	81	13	GSA61	26840	67	10
B69X6	70470	73		GSA670	26840	70	18
B69X6B	79470	73		GSA671	26840	70	7
B69X8	79470	81	19	GSA7L4-1-2	26840	64	7
CG10F4-1-2	26840	27	8	GSA7R4-1-2	26840	63	4
	26840	28	3	GSA71	26840	67	11
	26840	28	7	GSA712	26840	71	23
CP09A1KB104K3	81349	10	22	GSA72	26840	67	2
C125	59730	77		GSA98	26840	64	3
	59730	77		GSG119	26840	68	23
	59730	77		GSG259D	26840	68	5
	59730	77		GSG262D	26840	69	28
C650XTI-12	26840	69	14	GSG321RD	26840	68	30
CBF4-1-2	26840	27	6	GS110	26840	69	7
	26840	28	1	GS1609-1-2	26840	68	22
C904-1-2	26840	27	7	G517	26840	68	
	26840	28	2		26840	69	12
DFM03-0150TYPE3	38508	26	4	GS2310	26840	69	8
DFMO400TYPEI	38505	26	13	GS263	26840	68	7
DIEL16-16MBX16M	30327	30	7		26840	69	29

**Section IV. INDEX-NATIONAL STOCK NUMBER AND REFERENCE NUMBER
CROSS-REFERENCE TO FIGURE AND ITEM NUMBER**

<u>Reference No.</u>	<u>Mfg Code</u>	<u>Fig. No.</u>	<u>Item No.</u>	<u>Reference No.</u>	<u>Mfg Code</u>	<u>Fig. No.</u>	<u>Item No.</u>
GS3080	26840	69	2	MA849A	19728	60	9
GS32	26840	67	26	MA1058C	19728	60	7
	26940	60	11	MAX14DR	19728	60	12
GS323	26840	68	1	MRY2001AS	19728	60	11
GS324	26840	68	19	MRY2002C	19728	60	3
GS331	26840	68	28	MRY2012AS	19728	60	5
GS343	26840	69	7	MRY2022FT	19728	60	10
GS37	26840	69	10	MRY4007T	19728	59	7
GS388	26840	68	29	MILC3078	81348	77	
GS420	26840	68	79		81348	77	
GS57	26840	69	22		81349	77	
GS673D	26840	70	9		81349	77	
GS677	26840	70	13		81349	77	
GS682	26840	70	16		81349	77	
GS72	26840	69	20		81349	77	
GS721	26840	70	15		81349	77	
GS724	26840	70	17		91349	77	
GS726	26840	69	30		81349	77	
GS79A	72390	6	12		81349	77	
HB3	73752	11	6		81349	77	
HHT791	63734	77			81349	77	
	81346	77			81340	77	
	91348	77			81349	77	
	81348	77			81340	77	
	81348	77			81349	77	
	81348	77			81349	77	
	81348	77			81349	77	
	81348	77			81349	77	
	81348	77			81340	77	
	81348	77			96906	77	
	81348	77		MILD17951	81348	19	
	81348	77		MILD179518	81349	17	53
HP1	06004	1	24		81394	16	26
	06004	2	31	MILI16562	81349	17	
HV16339	73112	42	25		81349	18	
HV16851	73112	42	43		81349	19	
HV18289	73112		49		81349	27	
HV18966	73112	42	23		81349	28	
HV19767	73112	42	26		89616	78	3
	73112	42	42	MILR3065TYPECLASS	81349	74	
HV20331	73112	42	44	MILR3065TYPERCLASS	81349	74	
HV20481	73112	42	48	MILR46089	81349	18	
HV205466	73112	42	13		81349	18	
HV205538	73112	42	28	MILR46089GRADEM	81349	18	
HV205539	73112	42	38		81349	19	
HV20658	73112	42	12		81349	19	
HV20670	73112	42	18	MILR46089TYPCM	81349	23	
HV20703	73112	42	36	MILR6130TYPEIIGRAD	81349	18	
HV20708	73112	42	34	MILT24107	81349	58	1
HV20754	73112	42	35		81349	58	2
HV209548	73112	42	17	MML736	81348	77	
HV209960	73112	42	47	MS139162-5	96906	75	14
HV211794	73112	42		MS15903-1	96906	12	15
HV220024	73112	42	11	MS15795-211	96906	29	2
HV220027	73112	42	53		96906	34	2
HV220028	73112	42	19		96906	35	2
HV220030	73112	42	37		96906	39	2
HV22563	73112	41	5	MS15795-907	96906	10	14
HV23130	73112	42	10	MS16206-148	96906	74	3
HV28014	73112	42		MS16639-4	96906	29	3
HV4108	73112	42	14		96906	34	3
H10108	51372	47	6		96906	35	3
H10111	51378	46	6		96906	39	3
H2A	92858	13	13	MS16995-36	96906	43	9
H20102	51378	49	5	MS18015-1	96906	23	36
H26	92858	13	28	MS18015-3	96906	74	39
H27	92858	13	11	MS19063-7	96906	27	21
H3	92858	13	6	MS20392-3C51	96906	62	9
H31	92858	13	5	MS20392-5C51	96906	62	2
H396	26840	61	13	MS20559-118	96906	2	
H5052E	98905	9	23		96906	2	7
H7204	98905	9	22	MS20813-4C6	96906	74	38
H7441-4	98905	9	20	MS20813-1S	96906	43	1
H7578-2	98905	9	11	MS20913-2	96906	58	10
H7580A1	98005	9	2	MS21083N10	96906	13	9
H7842-1	98909	9	17	MS21266-3N	96905	74	20
LA8046038	44541	12		MS21333-47	96906	5	10
LC055H4	84830	20	33	MS21333-5	96906	21	6
LP590TYPE2GRADE7	81349	71		MS21333-67	96906	27	26
LT11-8	81904	2	25	MS21333-78	96906	2	24
L6	72629	77		MS21333-86	96906	80	20
MAB24W	19728	60	1	MS21919DG8	96906	17	58

**Section IV. INDEX-NATIONAL STOCK NUMBER AND REFERENCE NUMBER
CROSS-REFERENCE TO FIGURE AND ITEM NUMBER**

<u>Reference No.</u>	<u>Mfg Code</u>	<u>Fig. No.</u>	<u>Item No.</u>	<u>Reference No.</u>	<u>Mfg Code</u>	<u>Fig. No.</u>	<u>Item No.</u>
MS21919G6	96906	27	13	MS27183-13	96906	76	14
	96906	71	4	MS27183-14	96906	13	18
MS24522-25	96906	80	12		96906	20	32
MS24572-9	96906	80	3	MS27183-16	96906	21	40
MS24615-25	96906	16	1	MS27183-18	96906	20	5
	96906	16	7		96906	20	11
	96906	18	22		96906	74	43
	96906	26	19	MS27183-22	96906	74	2
MS24615-3	96906	16	19	MS27183-33	96906	20	36
MS24615-38	96906	16	3	MS27183-41	96906	27	
	96906	16	9		96906	28	5
MS24617-2	96906	2	18	MS27183-42	96906	17	65
	96906	84		MS27183-7	96906	42	21
M924617-21	96906	18	30	MS27183-9	96906	12	12
MS24617-42	96906	18	29	MS28775-110	96906	48	3
MS24618-29	96906	27		MS28775-113	96906	55	10
	96906	28	4	MS28775-116	96906	55	8
MS24618-30	96906	16	24	MS28775-212	96906	66	30
MS24618-40	96906	76	18	MS28775-217	96906	48	5
MS24627-27	96906	3	3	MS28775-010	96906	43	3
MS24627-34	96906	18	1	MS29513-014	96906	43	14
MS24627-50	96906	17	3	MS29513-142	96906	43	7
	96906	17	11	MS29513-146	96906	43	6
	96906	17	19	MS305207-265	96906	40	3
	96906	18	5	MS35000-3	96906	2	10
	96906	19	10	MS35058-21	96906	42	1
MS24628-48	96906	77	11		96006	42	2
MS24629-10	96906	10		MS35058-22	96906	8	1
MS24629-2	96906	71	14		96906	8	1
MS24629-24	96906	3	1		96906	27	1
MS24629-36	96996	8	2	MS35190-233	96906	10	20
	96906	17	17	MS35190-248	96906	10	30
	96906	17	51	MS35190-269	96906	18	27
MS24629-38	96906	19	1	MS35190-274	96906	5	3
	96906	19	3	MS35190-287	96906	19	6
MS24629-45	96906	21	9		96906	19	17
	96906	22	25	MS35190-290	96906	16	19
MS24629-46	96906	17	1	MS35190-292	96906	75	11
	96906	17	9	MS35190-306	96906	1	19
	96906	18	3		96906	2	27
	96906	19	8	MS35190-319	96906	21	13
	96906	71	3	MS35191-293	96906	77	
	96906	77	11	MS35198-12	96906	71	9
MS24649-46	96906	77		MS35206-225	96906	10	5
MS24665-136	96906	62	8		96906	10	23
MS24665-285	96906	62	1	MS35206-228	96906	21	7
	96906	62	12	MS35206-230	96906	6	10
	96906	74	42	MS35206-231	96906	17	57
MS24665-353	96906	21	39	MS35206-232	96906	10	13
MS24665-355	96006	20	31	MS35206-234	96906	10	8
MS24665-370	96906	54	1	MS35206-243	96906	17	5
MS24665-444	96906	68	20		96906	17	13
MS24665-499	96906	20	35		96906	18	21
MS24693-50	96906	18	37		96906	19	9
MS24693-548	96906	26	3		96906	19	14
MS24929-46	96906	42	8	MS35206-246	96906	27	25
	96906	42	32	MS35206-261	82646	17	21
MS25036-108	96906		77		96906	16	5
	96906	77			96906	16	11
	96906	77			96906	17	5
	96936	77			96906	17	13
MS25036-110	96906	77			96906	18	9
	96906	77			96906	19	14
	96906	77			96906	26	19
MS25231-313	96906	26	16	MS35206-262	96906	17	40
	96906	26	18		96906	19	21
MS25243-4505	96906	4	4	MS35206-263	96906	18	26
MS25489-9	96906	53	2		96906	21	29
MS25690-505	96906	10	1	MS35206-264	96906	2	23
MS27040-10	96906	53	6		96906	23	17
MS27183-10	96906	23	5		96906	26	3
	96906	30	2		96906	42	49
	96906	31	2	MS35206-265	96906	80	19
	96906	36	2	MS35206-269	96906	2	30
	96906	40	2		96906	26	5
	96906	75	10	MS35206-277	96906	19	23
MS27183-11	96906	6	2		96906	19	29
	96906	12	5		96906	77	17
	96906	42	7	MS35206-279	96906	1	70
	96906	76	9		96906	31	30
MS27183-12	96906	74	32	MS35206-280	96906	17	36
MS27183-13	96906	21	11		96906	17	44

**Section IV. INDEX-NATIONAL STOCK NUMBER AND REFERENCE NUMBER
CROSS-REFERENCE TO FIGURE AND ITEM NUMBER**

<u>Reference No.</u>	<u>Mfg Code</u>	<u>Fig. No.</u>	<u>Item No.</u>	<u>Reference No.</u>	<u>Mfg Code</u>	<u>Fig No.</u>	<u>Item No.</u>
MS39206-280	96906	17	60	MS35338-44	96906	1	15
	96906	21	17		96906	1	28
	96906	22			96906	11	2
	96906	53	9		96906	12	11
	96906	71	2		96906	16	18
MS35206-283	96906	21	25		96906	17	26
MS35206-286	96906	26	5		96906	17	31
MS35206-295	96906	16	22		96906	17	35
	96906	16	31		96906	17	43
	96906	17	77		96906	17	60
	96906	77	15		96906	18	21
MS35206-296	96906	17	49		96906	19	24
	96906	21	3		96906	19	27
	96906	22	3		96906	19	30
	96906	22	7		96906	21	16
	96906	22	11		96906	21	24
	96906	22	16		96906	22	
	96906	22	20		96906	26	2
	96906	22	33		96906	27	31
	96906	21	38		96906	27	33
MS35206-297	96906	19			96906	28	14
MS35206-305	96906	17	32		96006	31	31
MS35206-343	96906	16	15		96906	53	10
MS35206-350	96906	21	21		96906	73	2
	96906	22	23		96906	75	2
M35207-261	96906	55	1		96906	75	16
	96906	59	1		96906	75	16
MS35207-263	96906	23	4		96906	77	2
MS35207-265	96906	30	3		96906	70	7
	96906	31	3	MS35338-45	96906	2	35
	96906	36	3		96906	5	8
MS35207-285	24617	53	7		96906	10	2
MS35297-34	96906	10	3		96906	16	14
MS35298-62	96906	75			96906	16	32
MS35298-64	96906	75			96906	17	48
MS35307-306	96906	74	8		96906	17	78
MS35307-332	96906	23	31		96906	19	
	96906	74	31		96096	20	23
MS35308-334	96906	76	16		96906	20	26
MS35333-36	96906	10			96906	21	2
MS35333-39	96906	59	2		96906	21	20
MS35333-44	96906	44	5		96906	21	27
	96906	52	5		96906	22	6
	96906	77	18		96906	22	2
M939339-30	96906	6	11		96906	22	10
	96906	10			96906	22	14
MS35335-33	96906	77			96906	72	10
MS39335-34	96906	77			96906	22	22
MS39335-39	96906	77			96906	22	32
MS35337-5	96906	17	7		96906	42	5
MS35338-139	96996	74	7		96906	74	11
MS35338-14	96906	42	51		96906	75	20
MS35338-140	96906	23	30		96906	76	8
MS35338-142	96906	74	36		96906	77	14
MS35338-22	96006	55	2		96906	77	21
MS35338-25	96906	77			96906	79	27
MS35338-26	96906	62	5	MS35338-46	96906	1	10
MS35338-27	96906	13	16		96906	1	22
	96906	82	2		96906	2	3
MS35338-29	96906	68	2		96906	2	14
MS35338-31	96906	13	10		96906	12	10
MS35338-40	96906	17	56		96906	20	2
MS35338-41	96906	21	8		96906	20	14
MS35338-412	96906	27	24		96906	21	12
MS35338-42	96906	18	12		95606	21	33
	96906	18	16		96906	22	28
	96906	26	4		96906	23	22
MS35338-43	96906	2	22		96906	59	5
	96906	5	2		96906	61	8
	96906	16			96906	75	5
	96906	16			96906	76	12
	96906	17	15		96906	77	
	96906	17	23		96906	77	8
	96906	17	39	MS35338-48	96906	13	2
	96906	18	8	MS35387-1	96906	27	12
	96906	18	25	MS35387-2	96906	18	2
	96906	19	13	MS35425-36	96906	20	18
	96906	19	20	MS35478-307	96906	3	6
	96906	21	28		96906	6	13
	96906	23	18	MS35489-1	96906	6	8
	96906	26	4	MS35489-135	96906	2	33
	96906	80	18	MS35489-16	96906	26	

**Section IV. INDEX-NATIONAL STOCK NUMBER AND REFERENCE NUMBER
CROSS-REFERENCE TO FIGURE AND ITEM NUMBER**

<u>Reference No.</u>	<u>Mfg Code</u>	<u>Fig. No.</u>	<u>Item No.</u>	<u>Reference No.</u>	<u>Mfg Code</u>	<u>Fig No.</u>	<u>Item No.</u>
MS35489-18	96906	1	26	MS39230-5	96906	54	4
MS35490-23	96906	17	59	MS39230-6	96906	23	15
MS35490-69	96906	21	31		96906	25	9
MS35490-9	96906	3	8	MS39230-8	96906	30	16
MS35494-59	96906	76	2		96906	32	4
MS35649-102	96906	16			96906	32	27
	96906	17	6	MS39230-9	96906	39	15
	96906	17	14		96906	40	10
	96906	17	22	MS39231-3	96906	80	10
	96906	18	7	MS39231-8	96906	33	26
	96906	19	12		96906	36	8
	96906	29	1		96906	38	11
	96906	34	1	MS39231-9	96906	33	38
	96906	35	1	MS39233-9	96906	33	37
	96906	39	1		96906	74	18
MS35649-202	96906	2	21	MS421-35-1RC2CLA	96906	12	1
	96906	5	1	MS421-35IRCA	96906	12	2
	96906	17	38	MS45904-60	96906	42	9
	96906	18	24		96906	42	33
	96906	19	19	MS51307-2	96906	7	2
	96906	21	27	MS51693-37	96906	10	28
	96906	23	16	MS51811-3	96906	58	5
	96906	80	17	MS51811	96906	58	4
MS35649-2252	96906	17	68	MS51815-6	96906	40	5
MS35649-262	96906	6	9		96906	58	11
	96906	10	7	MS51847-4	96906	81	
	96906	17	55	MS51861-35	96906	18	
	96906	21	5	MS51861-45	96906	18	
MS35649-282	96906	18	20	MS51922-1	96906	6	1
	96906	27	23		96906	19	5
MS35649-62	96906	10	12		96906	19	16
MS35649-82	96906	42	29		96906	22	
MS35690-1002	96906	62	22	MS51922-21	96906	75	
MS35690-402	96906	1	14	MS51922-33	96906	20	4
	96906	1	27		96906	20	10
	96906	22		MS51922-49	96906	74	1
	96906	71	1	MS51922-53	96906	19	32
	96906	77	1		96906	77	24
MS35690-405	96906	11	1	MS51922-9	96906	16	21
	96906	73	1	MS51953-101	96906	61	5
	96906	75	15	MS51953-102	96906	32	13
MS35690-502	96906	1	21		96906	54	7
	96906	17	76	MS51953-103	96906	80	8
	96006	62	4	MS51953-105	96906	37	7
MS35690-505	96906	61	12		96906	54	5
	96906	69	18	MS51953-106	96906	32	12
MS35690-602	96906	12	18		96906	72	4
	96906	82	1	MS51953-110	96906	72	4
	96906	83	1	MS51953-121	96906	23	10
MS35690-605	96906	1	2		96906	25	11
	96906	59	4		96906	29	9
	96906	77			96906	31	25
	96906	79	26		96906	31	29
MS35690-606	96906	77	7		96906	32	
MS35690-628	96906	66	7	MS51953-125	96906	31	21
	96906	66	13		96906	33	5
MS35690-631	96906	65	13		96906	33	22
MS35690-731	96906	65	8	MS51953-126	96906	23	12
	96906	66	24		96906	23	14
MS35690-805	96906	68	1		96906	30	12
MS35690-828	96906	66	4	MS51953-127	96906	30	10
MS38691-34	96906	44	4	MS51953-128	96906	25	13
	96906	52	4	MS51953-129	96906	38	2
MS35691-408	96906	79	6	MS51953-131	96906	30	14
MS35691-605	96906	55	6		96906	31	17
MS35756-5	96906	12	8		96906	38	6
MS35791-6	96906	1	23	MS51953-132	96906	33	14
MS35810-36	96906	66	2	MS51953-133	96906	29	7
MS35842-11	96906	23	1	MS51953-136	96906	31	15
	96906	23	34	MS51953-138	96906	33	3
	96906	41	6		96906	37	4
	96906	80	1	MS51953-169	96906	30	19
	96906	81	2		96906	32	8
MS35842-12	96906	61	1		96906	32	26
MS35842-13	96906	41	1	MS51953-171	96906	32	28
	96906	81	4		96906	35	12
MS35842-14	96906	41	3		96906	35	14
MS35842-2	96906	25	1		96906	36	12
MS35916-2	96906	26	12	MS51953-172	96906	79	24
MS35960-422	96906	77		MS51953-173	96906	35	10
MS39166-3	96906	26			96906	36	9
MS39202-4	96906	53	5	MS51953-174	96906	32	24

**Section IV. INDEX-NATIONAL STOCK NUMBER AND REFERENCE NUMBER
CROSS-REFERENCE TO FIGURE AND ITEM NUMBER**

<u>Reference No.</u>	<u>Mfg Code</u>	<u>Fig. No.</u>	<u>Item No.</u>	<u>Reference No.</u>	<u>Mfg Code</u>	<u>Fig. No.</u>	<u>Item No.</u>
MS51953-174	96906	35	9	MS51967-8	96906	21	32
	96906	36	7		96906	22	27
MS51953-175	96906	29	29		96906	23	20
	96906	36	11		96906	75	4
MS51953-176	96906	32	7		96906	76	11
	96906	36	5	MS51971-1	96906	74	6
MS51953-178	96906	32	5	MS51971-2	96906	23	29
MS51953-179	96906	30	26	M551971-4	96906	74	35
	96906	32	25	MS51973-78	96906	33	11
MS51953-183	96906	35	8	MS51988-1718	96906	2	79
MS51953-193	96906	33	28	MS75004-1	96906	2	8
	96906	37	10	MS75004-2	96906	2	9
	96906	38	8	MS75058-1	96906	2	26
	96906	39	10	MS9048-106	96906	48	1
MS51953-194	96906	33	34	MS9048-166	96906	33	
	96906	33	36	MS9048-228	96906	27	2
	96906	37	15		96906	28	8
	96906	39	12	MS90725-109	96906	13	1
	96906	40	12	MS90725-114	96906	62	18
	96906	74	28		96906	68	3
MS51953-195	96906	33	30	MS90725-120	96906	20	6
	96906	33	41		96906	20	12
	96906	39	14	MS90725-14	96906	1	29
MS51953-198	96906	3R	7	MS90725-3	96906	26	1
MS51953-199	96906	13	35	MS90725-31	96906	77	22
	96906	40	13	MS90725-32	96906	20	24
MS51953-202	96906	39	9		96906	20	27
MS51953-203	96906	74	13		96906	51	4
MS51953-217	96906	40	7		96906	76	10
MS51953-69	96906	80	9	MS90725-33	96906	22	15
MS51953-78	96906	31			96906	44	1
MS51953-81	96906	31	12	MS90729-34	96906	2	36
MS51953-88	96906	31	10		96906	5	9
	96906	33	10		96906	20	28
MS51953-97	96906	79	In		96906	62	6
	96906	10	21	MS90725-36	96906	75	19
	96906	10	21	MS90725-42	96906	42	6
	96906	30	23	MS90725-5	96906		3
	96906	80	5	MS90725-50	96906	61	14
MS51957-27	96906	23	26	MS590725-52	96906	74	10
MS51963-33	96906	48	8	MS90725-55	96906	77	
MS51964-65	96906	42	24	MS90725-58	96906	21	34
MS51967-15	96906	9	7		96906	23	23
MS51967-2	96906	12	10		96906	82	3
	96906	16	17		96906	82	5
	96906	17	25		96906	83	2
	96906	17	30	MS90725-59	96906	20	15
	96906	17	34	MS90725-6	96906	1	16
	96906	17	42		96906	11	3
	96906	21	15		96906	12	13
	96906	21	23		96906	17	27
	96906	42	50		96906	18	11
	96906	75	8		96906	18	14
	96906	79	15		96906	18	15
MS51967-35	96906	12	3		96906	18	22
MS51967-5	96906	2	34		96906	19	26
	96906	16	1		96906	26	1
	96906	17	47		96906	27	30
	96906	19			96906	27	32
	96906	20	22		96906	28	13
	96906	20	25		96906	42	52
	96906	21	1		96906	43	4
	96906	21	19		96906	77	4
	96906	21	36	MS90725-60	96906	1	9
	96906	72	1		96906	12	20
	96906	22	5		96906	52	1
	96906	22	9		96906	75	6
	96906	22	13		96906	76	13
	96906	22	19	MS90725-61	96906	2	15
	96906	22	21		96906	22	29
	96906	22	31		96906	23	21
	96906	42	4	MS90725-62	96906	99	6
	96906	75	19		96906	77	3
	96906	76	7		96906	77	9
	96906	77	13	MS90725-8	96906	73	3
	96906	77	20		96906	79	8
MS51967-8	96906	2	2	MS90726	96906	67	1
	96906	2	12	MS90726-29	96906	71	27
	96906	2	13	MS90726-36	96906	71	30
	96906	20	1	MS90726-58	96906	61	7
	96906	20	13	MS90726-S9	96906	69	4
	96906	21	10	MS907269726-5	96906	64	1

**Section IV. INDEX-NATIONAL STOCK NUMBER AND REFERENCE NUMBER
CROSS-REFERENCE TO FIGURE AND ITEM NUMBER**

Reference No.	Mfg Code	Fig. No.	Item No.	Reference No.	Mfg Code	Fig. No.	Item No.
MS90726-85	96906	65	1	SMV2M	26840	61	16
	96906	66	17	SMV24	26840	61	
	96906	67	9	SMV250	26840	61	17
	96906	67	20		26840	61	20
	96906	69	1	SMV296	26840	61	15
	96906	70	5	SP1868	73112	42	15
	96906	70	11		73112	42	40
MS90726-87	96906	63	1	SP6017	73112	42	16
	96906	69	13		73112	42	41
MS90726-89	96906	66	6	STYLE77-1-1-2	79154	32	3
	96906	68	4	S1DB280	03481	30	1
	96906	68	13		03481	31	1
MS90726-90	96906	68	16		03481	36	1
	96906	69	16		03481	40	1
MS90726-99	96906	68	14	S10BB0	03481	23	3
MS90727-60	96906	66	19	S150A	78263	1	5
MW20DS	19728	60	2		78263	1	7
MZ19CS	19728	60	6	S171D	26840	67	3
M13486-1-14	12984	2		S18D	26840	69	17
M134861-14	12984	2		S185	26840	63	5
M5S51953-124	96906	31	18		26840	64	8
ON6P	51378	47	1	S21919G5	96906	9	27
ON7D	51378	46	1	S320-1-1-2	20266	16	30
OWS12-6AOWS12-6A	51378	47	2		20266	17	68
OWS12-7A	51378	46	2	S320-2-1-2	20266	17	73
PS143	20266	45	8	S320-4-1-2	20266	16	28
PS213	20266	45	1		20266	17	75
PVPLATE4808	26840	55		S3216	51378	49	3
PV198	26840	55	5	S3731	51378	48	11
PV326D	26840	55	11	S3732	51378	48	10
PV673D	26840	55	7	S3733	51378	48	9
PV763	26840	55	3	S3736	51378	48	7
P90688	19728	60	4	S3771	51378	33	25
QLCVA	26840	27	16		51378	37	8
	26840	71			51378	38	12
QLG672D	26840	71	17	S3772	51378	50	2
QL114	26840	71	10	S3773	51378	50	4
QL157	26840	71	8	S3777	51378	50	1
QL68	26840	71	18	S3784	51378	48	4
QL687	26840	71	34	S4736	51378	48	6
QL690D	26840	71	20	S4523	51378	33	19
QL694	26840	71	24		51378	48	
QL704	26840	71	35	S5459	51378	48	2
QL711D	26840	71	26	S6-10	78263	77	
QL713	26840	71	31		78263	77	
QL722D	26840	71	15	S6-30	78263	77	
QL731	26840	71	13		78263	77	
QL737	26840	71	21	S649	28460	69	15
QL738PD	26840	71	28	S701	28460	70	14
QL757	26840	71	19	S702	28460	70	8
QL758	26840	71	16	TYPE111CLASS2	06556	22	
QL759D	26840	71	12	T1131-1-2	12168	74	45
QS100M105	08484	79	14	T133-1-2	12168	54	17
QS100MBS	08484	24	14	UAL	13505	10	4
QS58Z	26840	69	1	UAL1	13505	10	6
RDSF3	81344	41	23	UAL11	13505	10	31
RTV108	01139	18	2	UAL14	13505	10	38
	01139	18		UAL15	13505	10	39
	01139	19		UAL3	13505	10	18
	01139	19		UAL38	13505	10	19
RTV732	71984	18		UAL39	13505	10	
	71984	18		UAL4	13505	10	17
SAS4403T	19728	6	4	UAL40	13505	10	33
SAS4406M	19728	12	14	UAL41	13505	10	16
SAW4401	19728	59	3	UAL42	13505	10	9
SA678-9	44541	12		UAL43	13505	10	24
SD34BS	07707	84	2	UAL47	13505	10	
SD42	22843	1		UAL48	13505	10	
SD64BS	07707	75	1	UAL49	13505	10	34
SD66BS	07707	16	29	UAL5	13505	10	21
	07707	17	64	UAL55	13505	10	10
SD68BS	07707	16	27	UAL56	13505	10	11
	07077	17	72	UAL58	13505	10	
	07707	17	74	UAL7	13505	10	27
SE100-1200	11872	9	12	UAL8	13505	10	26
SMVG2	26840	61		UAL9	13505	10	29
SMVG2M	26840	61		UAZ57	13505	10	
SMVG37D	26840	61	22	UAZ59	13505	10	
SMVPA	26840	61		U1654	51378	32	16
SMV1	26840	61	24	VBG88D	26840	61	10
SMV130	26840	61	21	VC104	51378	46	12
SMV2	26840	61	18	VC79	51378	47	12

**Section IV. INDEX-NATIONAL STOCK NUMBER AND REFERENCE NUMBER
CROSS-REFERENCE TO FIGURE AND ITEM NUMBER**

Reference No.	Mfg Code	Fig. No.	Item No.	Reference No.	Mfg Code	Fig. No.	Item No.
VHG10BH	26840	53	13	WWU531	81348	30	11
VHG350D	26840	53	8		81348	30	18
VH336	26840	53	4		81348	30	20
VH423	26840	53	14		81348	31	22
VS737F	26840	57			81348	38	1
V103	51378	46	7		81348	74	27
V107	51378	46	11	WWU531TYBCL1-3-4	81348	32	14
V108	51378	46	10	WWU531TYBCLL-1	81348	32	9
V114	51378	46	8		81348	33	6
V118	51378	33	23	WWU531TYBCL1-1-1-2	82348	32	23
	51378	37	5	WWU531TYBCL1-1-2	81348	33	7
	51378	38	3	WWU531TYBCL1-2	81348	33	33
	51378	49	1	WWV531	81348	23	13
V119	51378	49	7	X3931	19728	60	8
V120	51378	49	2	X8349-145	32537	21	30
V121	51378	49	4	XL838	26840	27	11
V122	51378	49	6	ZMQ721	26840	55	9
V1616	51378	47	14	ZSG58	26840	69	
V1617	51378	47	9	ZS250	26840	68	6
V164	51378	25	5	ZS269	26840	69	4
V1641	51378	47	4	ZS273	26840	69	25
V1642	51378	46	4	ZS274	26840	68	21
V1644	51378	46	14	ZS329	26840	69	3
V1645	51378	46	9	ZS371	26840	69	21
V1647	51378	46	5	ZS427	26840	67	6
V1651	51378	47	5	ZS58	26840	69	24
V1654	51378	47		ZS695	26840	70	4
V2159	51378	33	4	ZZH428TYPE1CLASS	81349	61	
	51378	33	13		81349	41	
	51378	46		ZZT831TYPE2GRADE2	81349	23	
V494	51378	47	13		81349	24	
V495	51378	46	13		81349	25	
V5482	51378	47	3	ZZ428CLASS2TYPE1GR	81349	80	2
V5483	51378	46	3	OSB01CLASS53	81348	2	
V78	51378	47	7	01-07867	63734	82	6
V82	51378	47	11	01-08068	63734	82	4
V83	51378	47	10	01-08073	63734	78	2
V89	51378	47	8	01-08134	63734	78	1
	51378	50	3	02-64-06	26840	57	4
WWP471	51378	30	15	10-62021-0123	70709	13	
	51378	30	24	102569	24617	12	6
	81348	31	7		24617	13	7
	81348	31	8		24617	61	9
	81348	31	13	103B1-4	30327	58	9
	81348	38	10	103319	24617	53	10
	81348	40	14	103400	24617	69	6
WWP471A	81348	54	10	10510-750	90598	27	14
WWP521	81348	23	9		90598	71	5
	81348	29	13	10513	90598	75	2
	81348	29	19	10514	90598	75	3
	81348	30	9	10524-7	90598	80	6
	81348	30	22	10524-13	90598	38	5
	81348	30	28	10524-16	90598	31	19
	81348	31	9		90598	31	24
	81348	31	11	10524-17	90598	31	26
	81348	31	16	10524-20	90598	30	17
	81348	31	23	10524-26	90598	36	13
	81348	34	12	10524-28	90598	30	27
	81348	35	7	10524-33	90598	40	9
	81348	36	6	10524-37	90598	74	21
	81348	36	10	10524-38	90598	74	19
	81348	36	14		90598	74	24
	81348	38	4	10524-39	90598	74	17
	81348	38	9	10524-40	90598	74	15
	81348	38	14	10524-41	90598	74	46
	81348	39	8	10524-43	90598	74	26
	81348	39	11	10524-6	90598	38	13
	81348	40	8	10525-1	90598	40	4
	81348	40	11	10525-2	90598	31	5
	81348	74	14	10525-3	90598	23	6
	81348	74	16	10526	90598	30	4
	81348	74	22	10527	90598	30	5
	81349	74	25	10528	90598	31	4
	81349	74	29	10529	90598	30	6
	81349	80	7	10530	90598	36	4
	81349	80	11	10533-1	90598	31	27
	81349	81	14		90598	31	28
	81349	24	6	10535	90598	27	34
WWT799TYPELCLASSI	81349	80	13	10536	90598	28	15
WWU531	81349	29	8	10541	90598	53	11
	81348	29	20	10559	90598	2	
	81348	29	23	10572-10-1	97403	62	20

**Section IV. INDEX-NATIONAL STOCK NUMBER AND REFERENCE NUMBER
CROSS-REFERENCE TO FIGURE AND ITEM NUMBER**

<u>Reference No.</u>	<u>Mfg Code</u>	<u>Fig. No.</u>	<u>Item No.</u>	<u>Reference No.</u>	<u>Mfg Code</u>	<u>Fig. No.</u>	<u>Item No.</u>
10572-10-2	97403	62	21	10572-74-1	97403	75	21
10572-10-3	97403	62	15		97403	75	22
10572-10-4	97403	62	11	10572-74-2	97403	75	21
10572-11-1	97403	62	10		97403	75	22
10572-11-2	97403	62	3	10572-8-1A	82646	32	
10572-11-3	97403	62	14	10572-8-2A	82646	33	
10572-11-4	97403	62	13	10572-8-3A	82646	33	
10572-11-5	97403	62	7	10572-8-4A	82646	33	
10572-11-6	97403	62	16	10572-8-5A	82646	32	
10572-16-2	82646	26	20	10572-8-6A	82646	32	
10572-18A	82646	27	34	10572-8-7	97403	32	
10572-18A2	82646	28	15		97403	32	
10572-19-1	97403	19	25		97403	33	
10572-19-2	97403	19	28	10572-8-7A	82646	25	
10572-19-3	97403	19	31		82646	44	6
10572-30-7	82646	25	3		82646	52	6
10572-31-20	82646	32	18	10572-8-8A	82646	32	
10572-31-22	97403	29	25	10572-8-9A	82646	25	
	97403	30	25	10572-84-2	97403	77	10
10572-31-30	97403	25	10	10572-85A	97403	1	30
10572-31-39	82646	33	8	10572-86-5	97403	1	24
10572-31-48	82646	25	8	10572-87-2	97403	1	1
	82646	33	1	10572-87-4	97403	1	12
10572-31-50	82646	33	18	10572-88-4	97403	1	20
10572-31-53	82646	33	21	10572-89-1	97403	1	8
10572-31-56	82646	32	20	10572-89A	97403	1	11
10572-31-58	82646	32	1	10572-89R	97403	1	3
10572-31-66	82646	33	32	10512-9-11	97403	62	19
10572-31-69	82646	33	40	10571-9A	97403	62	
10572-31-7	82646	33	20	10572-91-1	97403	16	25
10572-324	97403	17	79	10572-91-2	97403	77	5
10572-37A	97403	16	33	10572-94-1	A2646	81	1
10572-4-28	97403	18	28	10572-94-10	82646	81	5
105T2-4A	97403	19	37	10572-94-11	82646	81	9
1b572-40-2	17403	77	23	10572-94-5	82646	81	10
10572-51-3A	82646	77		10572-94-6	82646	81	12
10572-51-40A	82646	1		10572-94-7	82646	81	20
10572-51-434	82646	77		10572-94-8	82646	81	16
10572-51-44A	82646	77		10572-94-9	82646	81	15
10572-51-45A	82646	77		10572-95-1	82646	41	4
10572-51-46A	82646	77		10572-95-12	82646	81	8
10572-51-47A	82646	77		10572-95-5	82646	1	17
10572-51-48A	82646	77		10572-96-10	82646	73	
10572-51-49A	82646	77		10572-96-11	82646	73	
10572-51-50A	82646	77		10572-96-12	82646	73	
10572-51-51A	82646	77		10572-96-13	82646	73	
10572-51-52A	82646	77		10572-96-14	82646	71	
10572-51-546	82646	77		10572-96-15	82646	73	
10572-51-55-2A	82646	77		10572-96-16	82646	73	
10572-51-55-4A	82646	77		10572-96-17	82646	73	
10572-51-551A	82646	77		10572-96-18	82646	73	
10572-51-564	82646	77		10512-96-19	82646	73	
10572-51-57A	82646	77		10572-96-2	82646	73	
10572-51-60A	82646	77		10572-96-20	82646	73	
10572-51-61A	82646	77		10572-96-21	82646	73	
10572-51-62A	82646	77		10572-96-22	82646	73	
10572-51-63A	82646	77		10572-96-3	82646	73	
10572-51-65A	82646	77		10572-96-4	82646	73	
10572-51-66A	82646	77		10572-96-5	82646	73	
10572-51-67A	82646	77		10572-96-6	82646	73	
10572-51-68A	82646	77		10572-96-7	82646	73	
10572-51-704	82646	77		10572-96-8	82646	73	
10572-51-72A	82646	77		10572-96-9	82646	73	
10572-51-73A	82646	77		10581-1	90598	2	6
10572-51-74A	82646	77		10581-2	90598	2	
10572-51-75A	82646	77		10581-3	90598	2	
10572-51-76A	82646	77		10872023	19207	81	
10572-51-77A	82646	77		10872113	19207	81	
10572-51-79A	82646	77		109-0029	51378	44	10
10572-51-80A	82646	77		109-0031	51378	52	10
10572-58	97403	1		109-0043	51378	44	2
10572-58-1	82646	1	18	109-0045	51378	52	2
10572-58A3	82646	75	3	109-0079	51378	44	8
10572-58A4	82646	75	3		51378	52	8
10572-60A	82646	18	27	109-0318	51378	44	7
10572-65A	97403	18	4		51378	52	7
10572-65A.	97403	18	4	109-0568	51378	44	13
10572-67A	97403	16	2	109-0569	51378	52	13
10572-68A	97403	16	8	11-00190	63734	79	29
10572-69	97403	17	2	114211	26840	63	6
10572-70A	97403	17	10	1113-2	21563	79	31
10572-71	97403	17	18	112T35	92858	13	27

**Section IV. INDEX-NATIONAL STOCK NUMBER AND REFERENCE NUMBER
CROSS-REFERENCE TO FIGURE AND ITEM NUMBER**

Reference No.	Mfg Code	Fig. No.	Item No.	Reference No.	Mfg Code	Fig. No.	Item No.
11500	82646	77		13217E5702	97403	74	5
11503	82646	77		13217E5703	97403	77	30
117506-1	98905	9	16	1321765704	97403	23	19
120-6-0	21563	81	6	13217E5707	97403	17	41
12217E5644	97403	84			97403	19	22
125706	24617	77		13217E5708	97403	17	66
127793	24617	23	11	13217E5709	97403	17	46
	24617	25	12	13217F5710	97403	17	63
	24617	33	2	1321765712	97403	17	37
127878	24617	25	6	13217E5713	97403	76	15
	24617	34	13	1321765714	97403	21	4
127963	24617	33	9	13217F5715	97403	16	20
128003	21450	25	7	13217F5716	97403	22	4
	21450	54	8	13217E5717	97403	22	12
129678	24617	34	10	13217E5718	97403	21	18
13007	79154	29	16	13217E5719	97403	17	33
	79154	32	2	13217E5720	97403	22	24
	79154	35	5	13217F5721	97403	22	8
13010	79154	34	6	13217E5722	97403	22	17
13020	79154	33	39	13217F5723	97403	17	45
	79154	39	5	13217E5724	97403	16	23
13217E5642	97403	17	RO	13217E5729-1	97403	18	38
13217E5643	97403	16	33	13217E5730	97403	18	33
13217E5645	97403	19	37	13217E5730-5	97403	18	34
13217E5646	97403	18	23	13217E5730-6	97403	18	36
13217E5647	97403	74		13217E5731-1	97403	18	34
13217E5649	97403	75	17	13217E5731-7	97403	18	36
13217E5651	97403	21	42	13217E5731-9	97403	18	35
13217E5658	97403	26		13217E5735	97403	17	71
13217E5659-1	97403	77	29	13217E5738	97403	16	16
13217E5660	97403	23		13217F5740	97403	21	43
13217E5661	97403	23	39	13217E5741	97403	20	9
	97403	23	39	13217E5742	97403	20	40
13217E5661-2	97403	23	38	13217E5743	97403	18	13
13217E5662	97403	23	33	13217F5744	97403	18	17
13217E5662-13	97403	23	37	13217E5746	97403	20	21
13217E5663	97403	23	28	13217E5747	97403	20	37
13217E5664	97403	23	24	13217F5748	97403	20	38
13217E5665	97403	26	21	13217E5749	97403	20	30
13217E5666	97403	26	6	13217F5750	97403	20	29
13217E5667	97403	26	20	13217E5751	97403	20	39
13217E5668	97403	26	10	13217E5752	97403	20	34
1321765669	97403	26	8	13217F5753	97403	20	19
13217E5670	97403	26	7	13217F5754	97403	20	20
	97403	26	9	13217F5755	97403	20	9
13217E5673	97403	76			97403	20	
13217E5674	97403	26		13217E5756	97403	20	7
13217E5676	97403	74	47		97403	20	16
13217E5676-10	97403	74	34	13217E5758	97403	18	39
13217E5677	97403	74	33	13217F5763	97403	23	25
13217E5678	97403	17	29	13217E5766	97403	2	37
13217E5679	97403	17	28	13217F5767	97403	2	28
13217E5680	97403	76	6	13217E5768	97403	2	32
13217E5681	97403	76	4	13217F5769	97403	2	26
13217E5682-1	97403	76		13217F5771	97403	2	19
13217E5682-2	97403	76		13217E5772	97403	2	20
13217E5682-3	97403	76		13217F5773	97403	2	1
13217E5683-1	97403	19	4	13217E5774	97403	2	17
13217E5683-2	97403	17	52	1321765775	97403	2	16
13217E5683-3	97403	19	2	13217F5776	97403	2	5
13217E5684	97403	76	1	13217E5777	97403	2	4
13217E5685	97403	76	3	13217F5778	97403	2	11
13217E5686	97403	76	19	13217F5791	97403	19	9
13217E5687	97403	22	34	13217F5791-7	97403	19	
13217E5688	97403	17	50	13217E5791-8	97403	19	
13217E5689	97403	77	16	13217F5792	97403	26	11
13217E5690	97403	22	30	13217E5804	97403	77	23
13217E5692	97403	74	40	13217E5805	97403	74	12
13217E5692-	97403	74	41	13217E5808	97403	75	7
1321 TE5693	97403	74	30	13217E5809-10	97403	84	19
13217E5694	97403	74	37	13217E5809-11	97403	84	20
13217E5695	97403	74	9	13217E5809-16	97403	84	10
13217E5697	97403	84		13217E5809-17	97403	84	11
13217TE5698	97403	19	35	13217E5809-18	97403	84	5
	97403	77	27	13217E5809-19	97403	84	21
13217E5699-1	97403	77	28	13217E5809-20	97403	84	3
13217E5699-2	97403	19	36	13217E5809-21	97403	84	18
13217E5700	97403	19	33	13217E5809-22	97403	84	6
	97403	77	25	13217F5809-25	97403	84	22
1321765701	97403	19	34	13217E5809-26	97403	84	12
	97403	74	4	13217E5809-27	97403	84	
	97403	77	26	13217E5809-29	97403	84	

**Section IV. INDEX-NATIONAL STOCK NUMBER AND REFERENCE NUMBER
CROSS-REFERENCE TO FIGURE AND ITEM NUMBER**

<u>Reference No.</u>	<u>Mfg Code</u>	<u>Fig. No.</u>	<u>Item No.</u>	<u>Reference No.</u>	<u>Mfg Code</u>	<u>Fig. No.</u>	<u>Item No.</u>
13217E5809-32	97403	84	15	169F4L	70411	26	26
13217E5809-34	97403	84			70411	54	9
13217E5809-35	97403	84			70411	56	3
13217E5809-36	97403	84	17	169F8N	70411	54	16
13217F5809-37	97403	84			70411	79	3
13217E5809-38	97403	84		16990-7F12	56878	67	14
13217E5809-39	97403	84	7	17-00843	63734	1	25
13217E5809-40	97403	84	9	17-00993P1	63734	1	4
13217E5809-41	97403	84	8	17-00993P2	63734	1	6
13217E5809-42	97403	84	16	172F4J	70411	56	2
13217E5809-43	97403	84	23	178378	73112	42	46
13217E7509-44	97403	84	13	179400	24617	29	10
13217E5809-45	97403	84	14	179402	24617	33	27
13217E5809-46	97403	84			24617	37	1
13217E5809-47	97403	84		179431	24617	33	29
13217E5809-48	97403	84			24617	40	6
13217E5809-5	97403	84	24	172938	24617	35	11
13217E5809-4	97403	84	4	179447	24617	37	13
13217E5809-7	97403	84	1	179454	24617	32	6
13217E5809-4	97403	84	25	179455	24617	33	31
12717E5813	97403	27	3	179470	24617	32	29
13217E5523	97403	23	7	179616	63734	79	25
13217E5835	97403	77	6	179742	24617	37	9
13217E5841	97403	18		18-00588	63734	77	
13217E5842	96906	18	32	18-00605	63734	77	
13217E5845	97403	77	19	19-00609	63734	77	
13217E5846	97403	5	11	18-00612	63734	77	
13217E5848	97403	21	41	18-00613	63734	77	
13217E5850	97403	23	2	18-00617	63734	77	
13217E5867	97403	22	26	18-00620	63734	77	
13217E5875	97403	19	18	18 00621	63734	77	
13217E5876	97403	18	18	18-00629	63734	77	
	97401	19	7	18-00630	63734	77	
13217E5877-1	97403	17	2	18-00631	63734	77	
13217E5878	97403	74	44	18-00632	63734	77	
13217E5879-1	97403	16	2	18-00633	63734	77	
13217E5879-2	97403	16	8	18-00635	63734	77	
13217E5882	97403	17	18	18-00636	63734	77	
13217E58086	97403	18	4	18-00638	63734	77	
13217E5886-7	97403	18		18-00639	63734	77	
13217E5886-8	97403	18		18-00640	63734	77	
13217E8057	97403	83	3	18-00641	63734	77	
132175877-2	97403	17	10	18-00642	63734	77	
133042	24617	57	2	18-00643	63734	77	
133911	24617	68	26	18-00651	63734	77	
138538	24617	10	36	186491	24617	42	22
1439	20266	51	2	18964	21450	67	7
144036	24617	54	12	190753	24617	34	11
	24617	79	19	191755	24617	79	9
144039	24617	79	21	192056	24617	54	13
144040	24617	73			24617	79	20
144042	24617	25	4	192069	24617	54	18
	246LT	79	23	192076	24617	79	24
144055	24617	24	4	19-085	24617	29	22
	24617	33	12		24617	32	17
	24617	34	18	20-01891	51378	52	3
144083	24176	73		20-05147	51378	52	12
144087	24617	13	17	20-05658	51178	44	12
144098	24617	2e	27	20-10777	51378	44	3
144113	24617	32	15	20055	20266	43	5
	124617	61		207S	26840	67	24
144122	24617	34	9	21-00154	51378	44	11
144129	24617	3	2	21-00204	51378	52	11
	24617	54	6	211-612-24VOLT	72635	4	
145372	24617	67	12	212B	72635	4	2
145388	24617	69	26	218856	24617	32	22
15056	24617	43	17		24617	34	15
154005	24617	10	37	219188	24617	65	12
15600	78977	5	4		24617	66	23
159-5	26840	64	9	219190	24617	73	
159-9-1-4	26840	63	12	219302	24617	65	3
162003	24617	8	2	219308	24617	64	2
16269	20266	43	8		24617	68	1
164F4	70411	56	6	2195-59	26840	66	5
168F4J	70411	56	8	219657	24617	67	4
168F4L	70411	73	7	22047	44541	12	9
	70411	79	4	2209	81263	77	
168F8L	70411	79	2	22379	77820	72	2
168F8N	70411	54	15	2242F2-1-2	26840	27	19
	70411	79	11	2321	81263	77	
1684L	70411	39	7	24190	26840	66	12
169-1191-203	72619	26		2425D	26840	66	15

**SECTION IV--INDEX-NATIONAL STOCK NUMBER AND REFERENCE NUMBER
CROSS-REFERENCE TO FIGURE AND ITEM NUMBER**

Reference No.	Mfg Code	Fig. No.	Item No.	Reference No.	Mfg Code	Fig. No.	Item No.
24583-8X18	30327	6	7	43-01721	63734	24	5
2505-7-16	26840	64	6	43-01722	63734	34	7
254X3-4	14959	80	4	43-01727	63734	34	8
258	72635	3	5	43-01728	63734	37	1
269P	30327	27	15	43-01734	63734	37	3
269P1-4Y3-8	30327	71	6	43-01757	63734	29	26
27-5	91265	45	7	43-01758	63734	29	17
	91265	51	3	43-01759	63734	29	14
2708-6A	71843	66	3	43-01760	63734	29	15
271166	21450	42	20	43-01764	63734	35	6
272970	24617	51	1	43-01768	63734	72	1
28-01244	63734	41	2	43-0175	63734	29	27
28-01251	63734	41	7	43-01800	83734	24	2
28-01294	63734	73	4	43177	21450	61	11
28-01295	63734	73	9	4326-4	51378	44	9
2852	70485	77			51378	52	9
3-1-2-14-39	95019	15	15	438086	57733	6	5
3-1-2-15-53	95019	15	16	44-00131	63734	54	19
3-16-53	95019	15	17	44-00149	63734	56	11
3-3-3BBX	95019	15	18		63734	58	3
3-4-84	95019	15	19		63734	79	5
3-4X2NPTTOE	26840	54	3	44-00150	63734	54	1
3-45	95263	26	17	44-00152-117	63734	79	10
3-4632	70842	81	11	44-00152-13	63734	79	1
3-4739	70842	81	17	44-00152-31	63734	54	14
3-5-298X	95019	15	9	44-00152-40	63734	79	13
	95019	15	13	44-00156112	63734	79	30
3-6-128X	95019	15	8	44-00159	63734	79	17
	95019	15	12	44-00160	63734	79	16
37-39	95019	15	7	44-00162-25	63734	79	15
	95019	15	11		63734	81	3
3-8-16-1-2	92858	14			63734	81	7
3-8-16-18	92858	14		44-00166-26	63734	56	4
3-816X3-4SPINLOCK	81092	13	15	44-0166-35	63734	56	10
	81092	14		44-00166-42	63734	56	1
	81092	14	1	44-00166-45	63734	73	6
3-8-16X3-4SPINLOCK	81092	14	2	44-001845	63734	56	7
3-8-16X3-4SPINLOCK	61092	13	17	4400166-56	63734	73	5
3-62-61	95019	15	14	440015667	83734	56	5
3-94-18X	95019	15	5	44S0017424	63734	70	2
30055-15	13445	8	3	4400174-32	63734	70	1
305S	26406	7	16	444-0174-45	63734	56	12
	26640	69	5	44-40180	63734	79	22
306SF	26840	69	9	44-0016876	63734	63	1
344-11	26840	87	23	44E	30327	24	3
3515-2601-0511	78189	45	13	444715	21450	67	7
	78189	51	13	446900-10-55	57733	26	24
36004	20266	43	11	447	72635	3	7
3619-5901	24161	12	17	448337	57733	26	22
364K	57733	6	6	45F14X141N	30327	58	8
38M24	72635	3	2	451397	24617	53	
388CD	30327	56	9	451897	24617	32	19
388CP	30327	56	7	452963	24617	33	24
40-01849	63734	53	12	4530	24448	5	5
40-01667	63734	34	5		24448	7	3
40-016868	83734	39	4	45 3252	24617	29	12
40-01889	63734	35	4	24817	29	2	
4001890	63734	29	6	453516	24617	32	21
40-01891	63734	29	4	465	24617	74	23
40-01892	63734	29	5	456345	24617	42	30
40-01917	63734	34	4	4578	24446	10	15
40-01918	63734	4	4	46	26840	63	3
40-01922	63734	24	26			64	4
40-4G100	26640	55	4	4693	04963	18	
40-4G125	26840	57	9		04963	19	
40-4N125	26840	71	32	46F14X16	30327	58	6
4G04N300	26840	65	2	46P6	56269	42	31
	26840	66	18		56289	42	39
40-4N87	26840	65	20	48558	19220	16	4
40T456	26840	61	19		19220	16	10
4016	63477	77			19220	17	4
404G93	26840	57	7		19220	17	12
42-04863	63734	27	34		19220	18	6
42-04864	63734	28	15		19220	19	11
420125	57733	26	15		19920	17	20
423188	21450	61	23	4880	24446	9	6
424333	21450	42		5-16-18-1-2SPINLOCK	81092	13	25
	21450	42	27	5-16-18-1SPINLOCK	81092	12	4
427652	24617	15	2	5-178X	95019	15	
43-01352P1	63734	34	14	500174-1	95019	15	6
43-01714	63734	39	6		95019	15	10

**Section IV INDEX-NATIONAL STOCK NUMBER AND REFERENCE NUMBER
CROSS-REFERENCE TO FIGURE AND ITEM NUMBER**

<u>Reference No.</u>	<u>Mfg. Code</u>	<u>Fig. No.</u>	<u>Item No.</u>	<u>Reference No.</u>	<u>Mfg. Code</u>	<u>Fig. No.</u>	<u>Item No.</u>
500357-11	95019	15	4	711	80874	17	61
500371-3	95019	15	3	71122	78189	43	12
5018498	00000	27	20	7337-6914	24161	12	
5086 J	20266	51	6	7397853	19207	75	12
509-0021	51378	44		7529297	19207	75	13
509-0024	51378	52		7539242	19207	75	17
51288M	79218	28	9	7540	70903	1	
513-130	91265	45	4		70903	1	
513-134	91265	51	8	78744	57733	26	23
513-135	91265	45	3	7883	70903	1	
513-14	91265	45	14	817A172	98905	9	26
	91265	51	15	8170A155	98905	9	19
51322C	81257	77		8170A170	98905	9	25
	81257	77		8170A171	98905	9	24
	81257	77		8170B174	98905	9	15
	81257	77		8170B36	98905	9	10
	81263	77		8170B37	98905	9	5
51811	20266	43	13	8170C175	98905	9	14
545	72635	3	4	8170C176	98905	9	13
5602	20266	45	16	8170D169	98905	9	18
5604L	19220	18	10	8170L178	98905	9	4
5604R	19220	16	6	8176B2	98905	9	3
	19220	16	12	8226A367	98905	9	7
	19220	17	8	8240A4	98905	4	3
	19220	17	16	8240C243-1	98905	4	1
	19220	17	24	8240D269-1	98905	4	
	19220	19	15	8422C2	98905	4	2
5646	19220	18	31	8441A103	98905	9	21
5656-36	19220	18	28	8443A15	98905	9	9
5668	20266	45	10	848FB1-2X3-8	30327	80	14
	20266	51	12	849FB1-2X3-8	30327	80	16
5698	20266	45	9	84930-0-150	78763	26	14
	20266	51	11	85-1312-0431-303	72619	26	15
	20266	51	18	890-1	20266	31	14
2759	20266	51	9		20266	31	20
5730	20266	51	9		20266	45	
5735	20266	45	5		20266	43	
575709	19220	19		891-1-1-2	20266	51	
	19220	21	22	892-2	20266	26	13
58R10	30327	27	28	8940-400PIS	78763	10	35
5870	26840	71	22	896	70485	12	7
590244	21450	66	1	9T35	92858	15	
60F-5-16	30327	53		900752	95019	15	
61F5-16	30327	53		900753	95019	15	
61191	20266	43	2	900755-1	95019	15	
61281	20266	43	16	9013	78977	5	6
61348	20266	43	8	9060	13445	11	4
61463	20266	43	15	907BS1-2	37239	81	18
62R	30327	27	27	9231STK	13445	27	29
62X5	79470	53	3		13445	28	12
63402	31007	77		9406785	26840	68	24
6364	20266	51	17	9414074	24617	62	17
6373	20266	45	12	9415796	24617	53	9
	20266	51	14	9421063	24617	51	10
6375	20266	45	15	9900535P7	63734	35	13
	20266	51	16	9900574	24617	79	18
6447	20266	51	5		63734	73	8
6448	20266	51	7	9902441	63734	77	
6449	20266	51	19	9904295-3-8	63734	54	17
6503	20266	45	6				
6504	20266	45	2				
6505	20266	45	17				
6632	20266	45	11				
68F3-8X1-4	30327	71	29				
68X4X4	79470	58	12				
68X6	79470	58	13				
69F3-8X1-4	30327	70	3				
	30327	71	7				
69F8P	70411	34	16				
7	63734	37	14				
7824V	33164	10	32				
701092	82646	25	2				
701095	82646	1					
701096	82646	1					
701100	78977	5	12				
701102	82646	33					
701330	82646	17	62				
705667	19207	1					
7056674	19207	1					
7070101	19207	21	14				
710850	26840	71	33				
710962	26840	71	25				
71082	20266	43	10				

By Order of the Secretary of the Army:

FRED C. WEYAND
*General, United States Army,
Chief of Staff.*

Official:
VERNE L. BOWERS
*Major General, United States Army,
The Adjutant General.*

Distribution:
To be distributed in accordance with DA Form 12-25A, (qty rqr block no. 122) Organizational maintenance requirements for Fire Fighting.

RECOMMENDED CHANGES TO EQUIPMENT TECHNICAL PUBLICATIONS



THEN...JOT DOWN THE
DOPE ABOUT IT ON THIS FORM.
CAREFULLY TEAR IT OUT, FOLD IT
AND DROP IT IN THE MAIL.

SOMETHING WRONG WITH PUBLICATION

FROM: (PRINT YOUR UNIT'S COMPLETE ADDRESS)

DATE SENT

PUBLICATION NUMBER

PUBLICATION DATE

PUBLICATION TITLE

BE EXACT PIN-POINT WHERE IT IS

PAGE
NO.

PARA-
GRAPH

FIGURE
NO.

TABLE
NO.

IN THIS SPACE, TELL WHAT IS WRONG
AND WHAT SHOULD BE DONE ABOUT IT.

PRINTED NAME, GRADE OR TITLE AND TELEPHONE NUMBER

SIGN HERE

The Metric System and Equivalents

Linear Measure

1 centimeter = 10 millimeters = .39 inch
 1 decimeter = 10 centimeters = 3.94 inches
 1 meter = 10 decimeters = 39.37 inches
 1 dekameter = 10 meters = 32.8 feet
 1 hectometer = 10 dekameters = 328.08 feet
 1 kilometer = 10 hectometers = 3,280.8 feet

Weights

1 centigram = 10 milligrams = .15 grain
 1 decigram = 10 centigrams = 1.54 grains
 1 gram = 10 decigram = .035 ounce
 1 dekagram = 10 grams = .35 ounce
 1 hectogram = 10 dekagrams = 3.52 ounces
 1 kilogram = 10 hectograms = 2.2 pounds
 1 quintal = 100 kilograms = 220.46 pounds
 1 metric ton = 10 quintals = 1.1 short tons

Liquid Measure

1 centiliter = 10 milliliters = .34 fl. ounce
 1 deciliter = 10 centiliters = 3.38 fl. ounces
 1 liter = 10 deciliters = 33.81 fl. ounces
 1 dekaliter = 10 liters = 2.64 gallons
 1 hectoliter = 10 dekaliters = 26.42 gallons
 1 kiloliter = 10 hectoliters = 264.18 gallons

Square Measure

1 sq. centimeter = 100 sq. millimeters = .155 sq. inch
 1 sq. decimeter = 100 sq. centimeters = 15.5 sq. inches
 1 sq. meter (centare) = 100 sq. decimeters = 10.76 sq. feet
 1 sq. dekameter (are) = 100 sq. meters = 1,076.4 sq. feet
 1 sq. hectometer (hectare) = 100 sq. dekameters = 2.47 acres
 1 sq. kilometer = 100 sq. hectometers = .386 sq. mile

Cubic Measure

1 cu. centimeter = 1000 cu. millimeters = .06 cu. inch
 1 cu. decimeter = 1000 cu. centimeters = 61.02 cu. inches
 1 cu. meter = 1000 cu. decimeters = 35.31 cu. feet

Approximate Conversion Factors

<i>To change</i>	<i>To</i>	<i>Multiply by</i>	<i>To change</i>	<i>To</i>	<i>Multiply by</i>
inches	centimeters	2.540	ounce-inches	newton-meters	.007062
feet	meters	.305	centimeters	inches	.394
yards	meters	.914	meters	feet	3.280
miles	kilometers	1.609	meters	yards	1.094
square inches	square centimeters	6.451	kilometers	miles	.621
square feet	square meters	.093	square centimeters	square inches	.155
square yards	square meters	.836	square meters	square feet	10.764
square miles	square kilometers	2.590	square meters	square yards	1.196
acres	square hectometers	.405	square kilometers	square miles	.386
cubic feet	cubic meters	.028	square hectometers	acres	2.471
cubic yards	cubic meters	.765	cubic meters	cubic feet	35.315
fluid ounces	milliliters	29.573	cubic meters	cubic yards	1.308
pints	liters	.473	milliliters	fluid ounces	.034
quarts	liters	.946	liters	pints	2.113
gallons	liters	3.785	liters	quarts	1.057
ounces	grams	28.349	liters	gallons	.264
pounds	kilograms	.454	grams	ounces	.035
short tons	metric tons	.907	kilograms	pounds	2.205
pound-feet	newton-meters	1.365	metric tons	short tons	1.102
pound-inches	newton-meters	.11375			

Temperature (Exact)

° F	Fahrenheit	5/9 (after	Celsius	° C
	temperature	subtracting 32)	temperature	

PIN 005831-001