


TECHNICAL MANUAL

**UNIT AND DIRECT SUPPORT MAINTENANCE
REPAIR PARTS AND SPECIAL TOOLS LIST**

**KITCHEN, FIELD,
TRAILER MOUNTED**

MKT-75	NSN 7360-00-138-7782	EIC: YBC
MKT-75A	NSN 7360-01-092-0470	EIC: YBL
MKT-82	NSN 7360-01-155-6020	EIC: YBM
MKT-85	NSN 7360-01-214-1176	EIC: YBT
MKT-85S	NSN 7360-01-246-4646	(AF ONLY)
MKT-90	NSN 7360-01-313-2238	EIC: YCF
MKT-95	NSN 7360-01-417-4635	EIC: YCG
MKT-99	NSN 7360-01-483-8617	EIC: N/A



*This manual supersedes TM 10-7360-206-23P, dated 17 MARCH 1992 including all changes.

DISTRIBUTION STATEMENT A – Approved for public release; distribution is unlimited.

INSERT LATEST CHANGED PAGES/WORK PACKAGES. DESTROY SUPERSEDED DATA.

LIST OF EFFECTIVE PAGES/WORK PACKAGES

NOTE: The portion of text affected by the changes is indicated by a vertical line in the outer margins of the page. Changes to illustrations are indicated by miniature pointing hands. Changes to wiring diagrams are indicated by shaded areas.

Dates of issue for original and changed pages / work packages are:

Original ...29 April 05

Revision

TOTAL NUMBER OF PAGES FOR FRONT AND REAR MATTER IS 18 AND TOTAL NUMBER OF WORK PACKAGES IS 46 CONSISTING OF THE FOLLOWING:

Page / WP No.	*Change No.	Page / WP No.	*Change No.	Page / WP No.	*Change No.
Front Cover	0				
A/(B Blank)	0				
i - ii	0				
WP 0001 – 0046 00	0				

* Zero in this column indicates an original page or work package.

HEADQUARTERS
DEPARTMENT OF THE ARMY
WASHINGTON, D.C., 29 APRIL 2005

**UNIT AND DIRECT SUPPORT MAINTENANCE
REPAIR PARTS AND SPECIAL TOOLS LIST**

KITCHEN, FIELD, TRAILER MOUNTED

MKT-75	NSN 7360-00-138-7782	EIC: YBC
MKT-75A	NSN 7360-01-092-0470	EIC: YBL
MKT-82	NSN 7360-01-155-6020	EIC: YBM
MKT-85	NSN 7360-01-214-1176	EIC: YBT
MKT-85S	NSN 7360-01-246-4646	(AF ONLY)
MKT-90	NSN 7360-01-313-2238	EIC: YCF
MKT-95	NSN 7360-01-417-4635	EIC: YCG
MKT-99	NSN 7360-01-483-8617	EIC:N/A

REPORTING ERRORS AND RECOMMENDING IMPROVEMENTS

ARMY

You can help improve this manual. If you find any mistakes or if you know of a way to improve the procedures, please let us know. Mail your letter, DA Form 2028 (Recommended Changes to Publications and Blank Forms), or DA Form 2028-2, located in the back of this manual directly to: Commander, US Army Tank-automotive & Armament Command, ATTN: AMSTA-LC-CECT, Kansas St., Natick, MA 01760. You may also submit your recommended changes by E-mail directly to: amssbriml@natick.army.mil. A reply will be furnished directly to you. Instructions for sending electronic 2028 may be found at the back of this manual immediately preceding the hard copy 2028.

AIR FORCE

Reports by U.S. Air Force units should be submitted on AFTO Form 22 (Technical Order Publication Improvement Report and Reply) and forwarded to the address prescribed above for the Army. An information copy of the prepared AFTO Form 22 shall be furnished to WP-ALC/TILTA, 420 2nd Street, Suite 100, Robins AFB, GA 31098-1640.

DISTRIBUTION STATEMENT A - Approved for public release; distribution is unlimited.

***This manual supersedes TM 10-7360-206-23P, dated 17 MARCH 1992 including all changes.**

TM 10-7360-206-23P
TABLE OF CONTENTS

WP Sequence No.

INTRODUCTION	0001 00
GROUP 01	Roof Assembly (SN 01-1493) Repair Parts List	0002 00
	Roof Assembly (SN 1494 + Sub) Repair Parts List	0003 00
	Roof Vent Assembly (SN 01-1493) Repair Parts List.....	0004 00
	Roof Vent Assembly (SN 01-1494 + Sub) Repair Parts List	0005 00
	Skylight Operator Repair Parts List.....	0006 00
GROUP 02	Roof Jack Assembly Repair Parts List.....	0007 00
GROUP 03	Roof Canopy and Rain Trough Repair Parts List	0008 00
	End Travel Covers Repair Parts List.....	0009 00
	Side Travel Covers Repair Parts List.....	0010 00
	Screens Repair Parts List	0011 00
	Cover Assemblies Repair Parts List	0012 00
GROUP 04	Splash Guard, Funnel and Catcher Repair Parts List.....	0013 00
	Cooking Cabinet Assembly Repair Parts List	0014 00
	Moveable Cabinet Assembly Repair Parts List.....	0015 00
	Oven Cabinet Assembly Repair Parts List.....	0016 00
	Drop Leaf Table Repair Parts List.....	0017 00
	Storage Cabinet Repair Parts List	0018 00
	Storage Cabinet Frame Repair Parts List.....	0019 00
	Condiment Cabinet Assembly Repair Parts List.....	0020 00
	Ice Chest Assembly-P/N 5-13-2544G1 Repair Parts List.....	0021 00
	Ice Chest Assembly-P/N A-A-52218 Repair Parts List.....	0022 00
GROUP 05	Ladder Assembly and Hand Rails Repair Parts List.....	0023 00
GROUP 06	Tie Down Strap Assemblies Repair Parts List	0024 00
GROUP 07	Platform Assembly Repair Parts List	0025 00
	Shock Absorber Repair Parts List.....	0026 00
	Leveling Jack Assembly Attaching Hardware Repair Parts List	0027 00
	Leveling Jack Assembly Repair Parts List.....	0028 00
	Ramp Assembly Repair Parts List	0029 00
GROUP 08	Tent Pole Assembly Repair Parts List	0030 00
GROUP 09	Corner Post and Locking Device Repair Parts List.....	0031 00
GROUP 10	Insulated Liquid Dispenser Repair Parts List.....	0032 00
	Tray-Pack Lifter, Hand Can Opener, & Food Warmer Adapter Repair Parts List ...	0033 00
	Opener, Can, Mounted (Old Style) Repair Parts List.....	0034 00
	Opener, Can, Mounted Repair Parts List.....	0035 00
GROUP 11	MBU 24 VDC Extension and Branch Cables Repair Parts List	0036 00
	110 VAC Extension.....	0037 00
GROUP 12	MKT – I Improvement Kit Repair Parts List	0038 00
	Exhaust Fan Assembly Repair Parts List	0039 00
	Overhead Light Assembly	0040 00
	Cold Weather Skirt Assembly Repair Parts List	0041 00
	Floor Mats Repair Parts List	0042 00
	MBU Installation Parts Repair Parts List.....	0043 00
=====		
SPECIAL TOOLS LIST		0044 00
National Stock Number Index		0045 00
Part Number Index.....		0046 00

KITCHEN, FIELD, TRAILER MOUNTED

REPAIR PARTS AND SPECIAL TOOLS LIST (RPSTL) INTRODUCTION

INTRODUCTION

SCOPE

This RPSTL lists and authorizes spares and repair parts; special tools; special test, measurement, and diagnostic equipment (TMDE); and other special support equipment required for performance of Unit and Direct Support Maintenance of the Kitchen, Field, Trailer Mounted. It authorizes the requisitioning, issue, and disposition of spares, repair parts, and special tools as indicated by the source, maintenance, and recoverability (SMR) codes.

GENERAL

In addition to the Introduction work package, this RPSTL is divided into the following work packages.

1. Repair Parts List Work Packages. Work packages containing lists of spares and repair parts authorized by this RPSTL for use in the performance of maintenance. These work packages also include parts which must be removed for replacement of the authorized parts. Parts lists are composed of functional groups in ascending alphanumeric sequence, with the parts in each group listed in ascending figure and item number sequence. Sending units, brackets, filters, and bolts are listed with the component they mount on. Bulk materials are listed by item name in FIG. BULK at the end of the work packages. Repair parts kits are listed separately in their own functional group and work package. Repair parts for reparable special tools are also listed in a separate work package. Items listed are shown on the associated illustrations.

2. Special Tools List Work Packages. Work packages containing lists of special tools, special TMDE, and special support equipment authorized by this RPSTL (as indicated by Basis of Issue (BOI) information in the DESCRIPTION AND USABLE ON CODE (UOC column). Tools that are components of common tool sets and/or Class VII are not listed.

3. Cross-Reference Indexes Work Packages. There are two cross-reference indexes work packages in this RPSTL: the National Stock Number (NSN) Index work package and the Part Number (PIN) Index work package. The National Stock Number Index work package refers you to the figure and item number. The Part Number Index work package refers you to the figure and item number.

EXPLANATION OF COLUMNS IN THE REPAIR PARTS LIST AND SPECIAL TOOLS LIST WORK PACKAGES

ITEM NO. (Column (1)). Indicates the number used to identify items called out in the illustration.

SMR CODE. (Column (2)). The SMR code containing supply/requisitioning information, maintenance level authorization criteria, and disposition instruction, as shown in the following breakout::

<u>Source Code</u>	<u>Maintenance Code</u>	<u>Recoverability Code</u>
XX	XX	X
1st two positions: How to get an item.	3rd position: Who can install, replace, or use the item.	4th position: Who can do complete repair* on the item.
		5th position: Who determines disposition action on unserviceable items.

*Complete Repair: Maintenance capacity, capability, and authority to perform all corrective maintenance tasks of the "Repair" function in a use/user environment in order to restore serviceability to a failed item.

Source Code. The source code tells you how you get an item needed for maintenance, repair, or overhaul of an end item/equipment. Explanations of source codes follow:

SOURCE CODE

APPLICATION/EXPLANATION

PA
PB
PC
PD
PE
PF
PG
KD
KF
KB

Stock items; use the applicable NSN to requisition/request items with these source codes. They are authorized to the level indicated by the code entered in the 3rd position of the SMR code.

NOTE

Items coded PC are subject to deterioration.

Items with these codes are not to be requested/requisitioned individually. They are part of a kit which is authorized to the maintenance level indicated in the 3rd position of the SMR code. The complete kit must be requisitioned and applied.

MO – (Made at unit/AVUM Level)
MF – (Made at DS/AVIM Level)
MH – (Made at GS Level)
ML – (Made at SRA)
MD – (Made at Depot)

Items with these codes are not to be requisitioned/requested individually. They must be made from bulk material which is identified by the P/N in the DESCRIPTION and USABLE ON CODE (UOC) column and listed in the bulk material group work package of the RPSTL. If the item is authorized to you by the 3rd position code of the SMR code, but the source code indicates it is made at a higher level, order the item from the higher level of maintenance.

AO – (Assembled by unit AVUM Level)
AF – (Assembled by DS/AVIM Level)
AH – (Assembled by GS Level)
AL – (Assembled by SRA)
AD – (Assembled by Depot)

Items with these codes are not to be requested/requisitioned individually. The parts that make up the assembled item must be requisitioned or fabricated and assembled at the level of maintenance indicated by the source code. If the 3rd position code of the SMR code authorizes you to replace the item, but the source code indicates the item is assembled at a higher level, order the item from the higher level of maintenance.

XA -

Do not requisition an XA-coded item. Order the next higher assembly. (Refer to the NOTE below.)

XB -

If an item is not available from salvage, order it using the CAGEC and P/N.

XC -

Installation drawings, diagrams, instruction sheets, field service drawings; identified by manufacturer's P/N.

XD -

Item is not stocked. Order an XD-coded item through normal supply channels using the CAGEC and P/N given, if no NSN is available.

NOTE

Cannibalization or controlled exchange, when authorized, may be used as a source of supply for items with the above source codes except for those items source coded "XA" or those aircraft support items restricted by requirements of AR 750- 1.

Maintenance Code. Maintenance codes tell you the level(s) of maintenance authorized to use and repair support items. The maintenance codes are entered in the third and fourth positions of the SMR code as follows:

Third Position. The maintenance code entered in the third position tells you the lowest maintenance level authorized to remove, replace, and use an item. The maintenance code entered in the third position will indicate authorization to the following levels of maintenance:

Maintenance Code

Application/Explanation

- C --- Crew or operator maintenance done within unit/AVUM maintenance.
- O --- Unit level/AVUM maintenance can remove, replace, and use the item.
- F --- Direct support/AVIM maintenance can remove, replace, and use the item.
- H --- General support maintenance can remove, replace, and use the item.
- L --- Specialized repair activity can remove, replace, and use the item.
- D --- Depot can remove, replace, and use the item.

Fourth Position. The maintenance code entered in the fourth position tells you whether or not the item is to be repaired and identifies the lowest maintenance level with the capability to do complete repair (perform all authorized repair functions).

NOTE

Some limited repair may be done on the item at a lower level of maintenance, if authorized by the Maintenance Allocation Chart (MAC) and SMR codes.

Maintenance Code

Application/Explanation

- O --- Unit/AVUM is the lowest level that can do complete repair of the item.
- F --- Direct support/AVIM is the lowest level that can do complete repair of the item.
- H --- General support is the lowest level that can do complete repair of the item.
- L --- Specialized repair activity is the lowest level that can do complete repair of the item.
- D --- Depot is the lowest level that can do complete repair of the item.
- Z --- Nonreparable. No repair is authorized.
- B --- No repair is authorized. No parts or special tools are authorized for maintenance of "B" coded item. However, the item may be reconditioned by adjusting, lubricating, etc., at the user level.

Recoverability Code. Recoverability codes are assigned to items to indicate the disposition action on unserviceable items. The recoverability code is shown in the fifth position of the SMR code as follows:

**Recoverability
Code****Application/Explanation**

- Z --- Nonreparable item. When unserviceable, condemn and dispose of the item at the level of maintenance shown in the third position of the SMR code.
- O --- Reparable item. When uneconomically repairable, condemn and dispose of the item at the unit level.
- F --- Reparable item. When uneconomically repairable, condemn and dispose of the item at the direct support level.
- H --- Reparable item. When uneconomically repairable, condemn and dispose of the item at the general support level.
- D --- Reparable item. When beyond lower level repair capability, return to depot. Condemnation and disposal of item are not authorized below depot level.
- L --- Reparable item. Condemnation and disposal not authorized below Specialized Repair Activity (SRA).
- A --- Item requires special handling or condemnation procedures because of specific reasons (such as precious metal content, high dollar value, critical material, or hazardous material). Refer to appropriate manuals/directives for specific instructions.

NSN (Column (3)). The NSN for the item is listed in this column.

CAGEC (Column (4)). The Commercial and Government Entity Code (CAGEC) is a five-digit code which is used to identify the manufacturer, distributor, or Government agency/activity that supplies the item.

PART NUMBER (Column (5)). Indicates the primary number used by the manufacturer (individual, company, firm, corporation, or Government activity), which controls the design and characteristics of the item by means of its engineering drawings, specifications, standards, and inspection requirements to identify an item or range of items.

NOTE

When you use an NSN to requisition an item, the item you receive may have a different PIN from the number listed.

DESCRIPTION AND USABLE ON CODE (UOQ (Column (6))). This column includes the following information:

1. The federal item name, and when required, a minimum description to identify the item.
2. P/Ns of bulk materials are referenced in this column in the line entry to be manufactured or fabricated.
3. Hardness Critical Item (HCI). A support item that provides the equipment with special protection from electromagnetic pulse (EMP) damage during a nuclear attack.
4. The statement END OF FIGURE appears just below the last item description in column (6) for a given figure in both the repair parts list and special tools list work packages.

QTY (Column (7)). The QTY (quantity per figure) column indicates the quantity of the item used in the breakout shown on the illustration/figure, which is prepared for a functional group, subfunctional group, or an assembly. A "V" appearing in this column instead of a quantity indicates that the quantity is variable and quantity may change from application to application.

EXPLANATION OF CROSS-REFERENCE INDEXES WORK PACKAGES FORMAT AND COLUMNS

1. National Stock Number (NSN) Index Work Package.

STOCK NUMBER Column. This column lists the NSN in National item identification number (NIIN) sequence. The NIIN consists of the last nine digits of the NSN.

<u>NSN</u>
5305-01-574-1467
NIIN

When using this column to locate an item, ignore the first 4 digits of the NSN. However, the complete NSN should be used when ordering items by stock number.

FIG. Column. This column lists the number of the figure where the item is identified/located. The figures are in numerical order in the repair parts list and special tools list work packages.

ITEM Column. The item number identifies the item associated with the figure listed in the adjacent FIG. column. This item is also identified by the NSN listed on the same line.

2. Part Number (P/N) Index Work Package. P/Ns in this index are listed in ascending alphanumeric sequence (vertical arrangement of letter and number combinations which places the first letter or digit of each group in order A through Z, followed by the numbers 0 through 9 and each following letter or digit in like order).

PART NUMBER Column. Indicates the P/N assigned to the item.

FIG. Column. This column lists the number of the figure where the item is identified/located in the repair parts list and special tools list work packages.

ITEM Column. The item number is the number assigned to the item as it appears in the figure referenced in the adjacent figure number column."

SPECIAL INFORMATION

Fabrication Instructions. Bulk materials required to manufacture items are listed in the bulk material functional group of this RPSTL. Part numbers for bulk material are also referenced in the Description Column of the line item entry for the item to be manufactured/fabricated. Detailed fabrication instructions for items source coded to be manufactured or fabricated are found in TM 10-4510-206-13.

Index Numbers. Items which have the word BULK in the figure column will have an index number shown in the item number column. This index number is a cross-reference between the NSN / P/N index work packages and the bulk material list in the repair parts list work package."

Associated Publications. The publication(s) listed below pertains to the Kitchen, Field, Trailer Mounted:

Publication
TM 10-4510-206-13

Short Title
Operator's, Unit and Direct Support Maintenance Manual

HOW TO LOCATE REPAIR PARTS

1. When NSNs or P/Ns Are Not Known.

First. Using the table of contents, determine the assembly group to which the item belongs. This is necessary since figures are prepared for assembly groups and subassembly groups, and lists are divided into the same groups.

Second. Find the figure covering the functional group or the subfunctional group to which the item belongs.

Third. Identify the item on the figure and note the number(s).

Fourth. Look in the repair parts list work packages for the figure and item numbers. The NSNs and part numbers are on the same line as the associated item numbers.

2. When NSN Is Known.

First. If you have the NSN, look in the STOCK NUMBER column of the NSN index work package. The NSN is arranged in NIIN sequence. Note the figure and item number next to the NSN.

Second. Turn to the figure and locate the item number. Verify that the item is the one you are looking for.

3. When P/N Is Known.

First. If you have the P/N and not the NSN, look in the PART NUMBER column of the P/N index work package. Identify the figure and item number.

Second. Look up the item on the figure in the applicable repair parts list work package."

ABBREVIATIONS

All abbreviations in this RPSTL are common abbreviations.

END OF WORK PACKAGE

UNIT MAINTENANCE
MOBILE KITCHEN TRAILER (MKT)
ROOF ASSEMBLY
REPAIR PARTS LIST

1
2 THROUGH 11

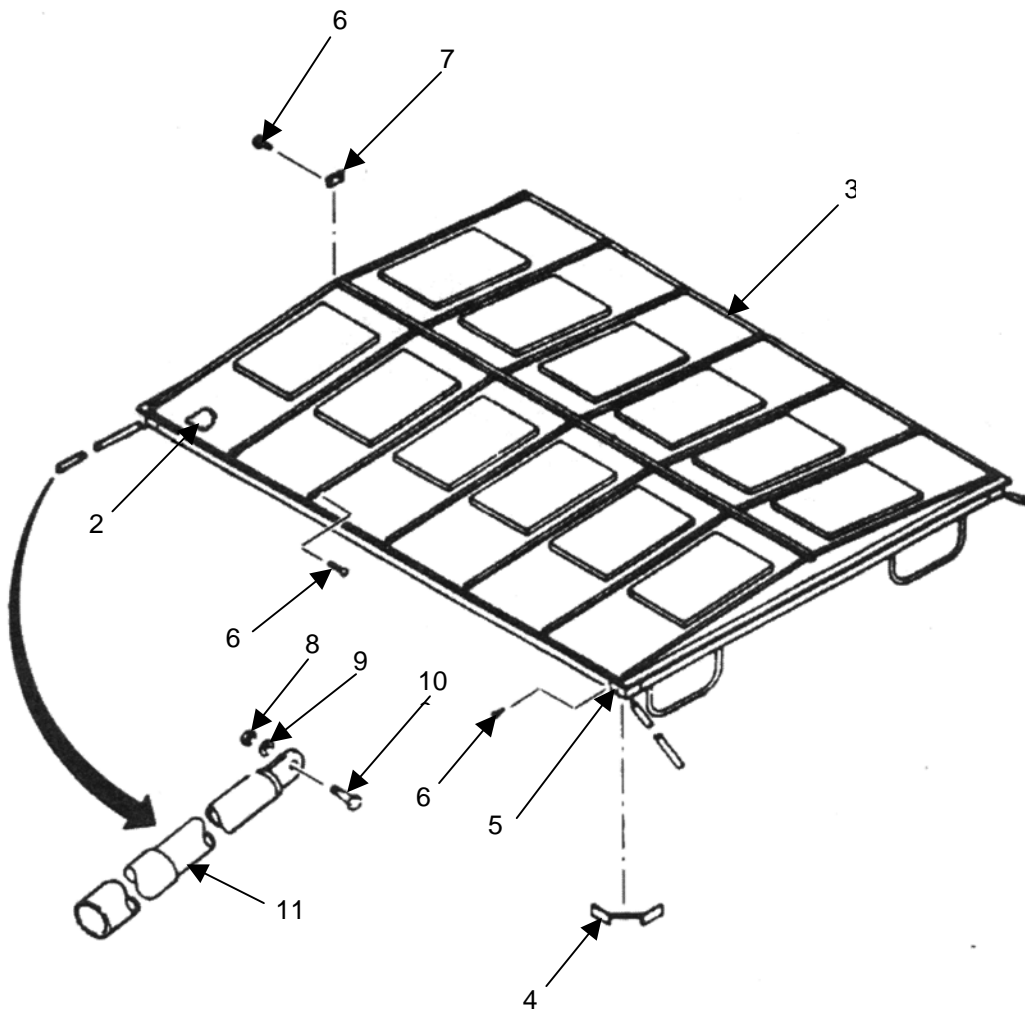


Figure 1. Roof Assembly, Models MKT-75, MKT-75/A, MKT-82, MKT 85
(Serial No. 1 thru 1493) and MKT-85S

(1) ITEM NO	(2) SMR CODE	(3) NSN	(4) CAGEC	(5) PART NUMBER	(6) DESCRIPTION AND USABLE ON CODES (UOC)	(7) QTY
					GROUP 01 ROOF ASSEMBLY	
					FIGURE 1 ROOF ASSEMBLY	
					MKT-75, 75A, 82,85(SERIAL NOO 1 THU 1493), 85S	
1	XBFFF		81337	5-13-2520G1REV D	ROOF ASSEMBLY (DZE SERIAL NO. 1 THRU 1493) LESS VENT ASSEMBLIES..... UOC:CWB,DDN,DHL,DZE,EDD	1
2	XAFZZ		81337	5-13-2520P2	.SKIN (DZE SERIAL NO. 1 THRU 1493). UOC:CWB,DDN,DHL,DZE,EDD	6
3	XBFFF		81337	5-13-2521G1REV D	.FRAME ASSY,ROOF (DZE SERIAL NO. 1 THRU 1493)..... UOC:CWB,DDN,DHL,DZE,EDD	1
4	PAOZZ 7330-01-191-4666	81337		5-13-2521G2	.HOLDER ASSEMBLY,UTENSIL UOC:CWB,DDN,DHL,DZE,EDD	2
5	XAFZZ		81337	5-13-2520P15	CAP RAIN (DZE SERIAL NO. 1 THRU 1493)..... UOC:CWB,DDN,DHL,DZE,EDD	4
6	PAFZZ 5320-00-097-6520	81349		MILR24243-6A505H	RIVET,BLIND (DZE SERIAL NO. 1 THRU 1493)..... UOC:CWB,DDN,DHL,DZE,EDD	602
7	XBFFZ		81337	5-13-2520P6	CLIP (DZE SERIAL NO. 1 THRU 1493).. UOC:CWB,DDN,DHL,DZE,EDD	7
8	PAOZZ 5310-00-929-1807	81349		M45913/1-4CS3	NUT,SELF-LOCKING,HEXAGON UOC:CWB,DDN,DHL,DZE,EDD	4
9	PAOZZ 5310-00-680-6745	80205		MS15795-811	WASHER,FLAT..... UOC:CWB,DDN,DHL,DZE,EDD	4
10	PAOZZ 5305-00-207-8253	80205		NASM35307	SCREW,CAP,HEXAGON HEAD UOC:CWB,DDN,DHL,DZE,EDD	4
11	PAOZZ 7360-01-044-2711	81337		5-13-2571G2	CORNER STRUT ASSEMBLY UOC:CWB,DDN,DHL,DZE,EDD	4
END OF FIGURE						

UNIT MAINTENANCE
MOBILE KITCHEN TRAILER (MKT)
ROOF ASSEMBLY
REPAIR PARTS LIST

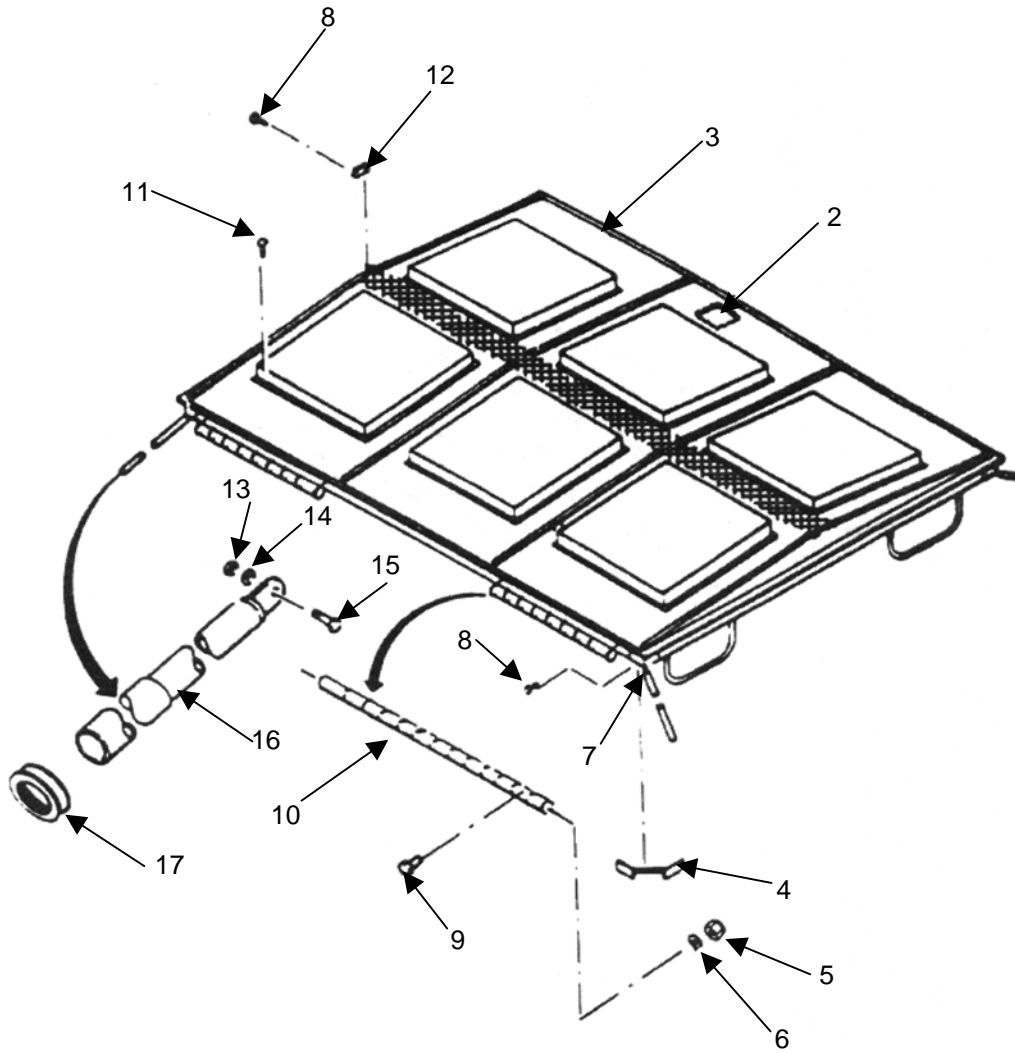
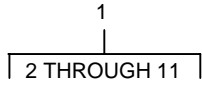


Figure 2. Roof Assembly, Models MKT-85 (Serial No 1494 and sub),
MKT-90, MKT-95, and MKT-99

(1) ITEM NO	(2) SMR CODE	(3) NSN	(4) CAGEC	(5) PART NUMBER	(6) DESCRIPTION AND USABLE ON CODES (UOC)	(7) QTY
					GROUP 01 ROOF ASSEMBLY	
					FIGURE 2 ROOF ASSEMBLY MKT 85(SERIAL NO 1494 & SUB),90,95,AND 99	
1	PAFFF	7360-01-432-8324	81337	5-13-2520G1REV G	ROOF ASSEMBLY (DZE SERIAL NO. 1494 AND SUB) WITH VENTS..... UOC:DZE,EVF,FMT,FRW	1
2	XAFZZ		81337	5-13-2520P17	.SKIN (DZE SERIAL NO. 1494 AND SUB) UOC:DZE,EVF,FMT,FRW	3
3	XAFFF		81337	5-13-2521G1REV J	.FRAME ASSEMBLY (DZE SERIAL NO. 1494 AND SUB)..... UOC:DZE,EVF,FMT,FRW	1
4	PBOZZ	7330-01-191-4666	81337	5-13-2521G2	.HOLDER ASSEMBLY,UTENSIL UOC:DZE,EVF,FMT,FRW	2
5	PAOZZ	5310-00-929-1807	81349	M45913/1-4CS3	.NUT,SELF-LOCKING,HEXAGON UOC:EVF,FMT,FRW	40
6	PAOZZ	5310-00-550-5054	80205	MS15795-809	WASHER,FLAT..... UOC:EVF,FMT,FRW	40
7	XAFZZ		81337	5-13-2520P15	CAP,RAIN (DZE SERIAL NO. 1494 AND SUB)..... UOC:DZE,EVF,FMT,FRW	4
8	PAFZZ	5320-00-097-6520	81349	MILR24243-6A505H	.RIVET,BLIND (DZE SERIAL NO. 1494 AND SUB)..... UOC:DZE,EVF,FMT,FRW	24
9	PAOZZ	5305-00-958-5467	96906	MS35190-294	.SCREW,MACHINE..... UOC:EVF,FMT,FRW	40
10	XDOZZ		81337	5-13-2521P20	.PAD..... UOC:EVF,FMT,FRW	4
11	PAFZZ	5320-00-408-6073	81349	M24243/1-B602	.RIVET,BLIND (DZE SERIAL NO. 1494 AND SUB)..... UOC:DZE,EVF,FMT,FRW	168
12	XBFZZ		81337	5-13-2520P6	.CLIP (DZE SERIAL NO. 1494 AND SUB) UOC:DZE,EVF,FMT,FRW	4
13	PAOZZ	5310-00-929-1807	81349	M45913/1-4CS3	.NUT,SELF-LOCKING,HEXAGON UOC:DZE,EVF,FMT,FRW	4
14	PAOZZ	5310-00-680-6745	80205	MS15795-811	WASHER,FLAT (DZE SERIAL NO. 1494 AND SUB)..... UOC:DZE,EVF,FMT,FRW	4
15	PAOZZ	5305-00-207-8253	80205	NASM35307	SCREW,CAP,HEXAGON HEAD UOC:DZE,EVF,FMT,FRW	4

(1) ITEM NO	(2) SMR CODE	(3) NSN	(4) CAGEC	(5) PART NUMBER	(6) DESCRIPTION AND USABLE ON CODES (UOC)	(7) QTY
16	PAOZZ	7360-01-044-2711	81337	5-13-2571G2	CORNER STRUT ASSEMBLY UOC:DZE,EVF,FMT,FRW	4
17	PAOZZ	5325-00-903-5909	96906	MS35489-112	GROMMET, NONMETALLIC..... UOC:DZE,EVF,FMT,FRW	1
END OF FIGURE						

UNIT MAINTENANCE
MOBILE KITCHEN TRAILER (MKT)
ROOF VENT ASSEMBLY
REPAIR PARTS LIST

1
2 THROUGH 30

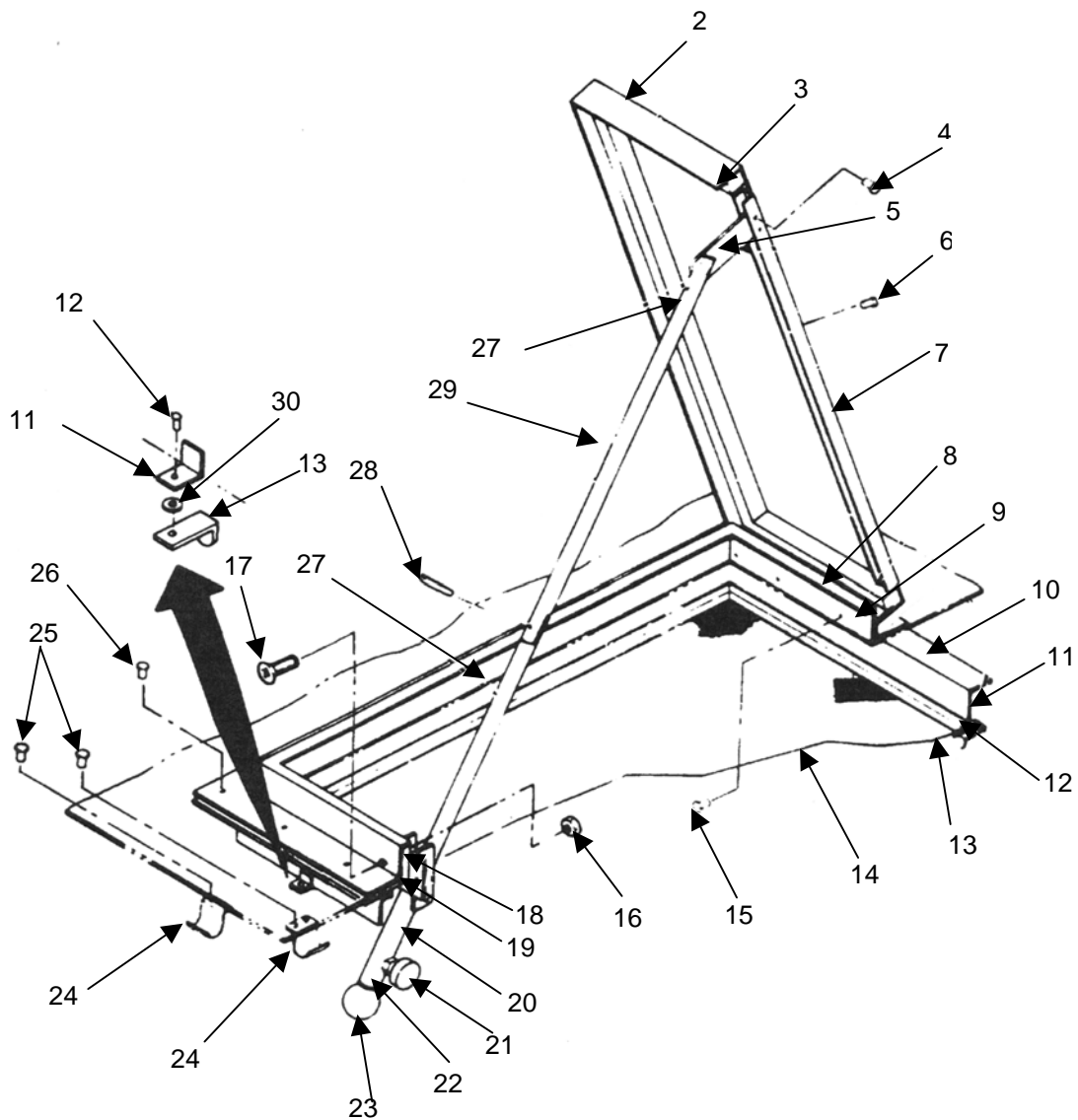


Figure 3. Roof Vent Assembly, Models MKT-75, MKT-75A, MKT-82, MKT-85 (Serial No. 1 thru 1493), MKT-85S

(1)	(2)	(3)	(4)	(5)	(6)	(7)
ITEM	SMR					
NO	CODE	NSN	CAGEC	PART NUMBER	DESCRIPTION AND USABLE ON CODES (UOC)	QTY
					GROUP 01 ROOF ASSEMBLY	
					FIGURE 3 ROOF VENT ASSEMBLY	
					MKT-75,75A,82,85(SERIAL	
					NO 1 THRU 1493),85S	
1	PAFFF	7360-01-044-5093	81337	5-13-2575G1	.ROOF VENT ASSEMBLY (DZE SERIAL NO. 1 THRU 1493).....	12
					UOC:CWB,DDN,DHL,DZE,EDD	
2	PAFZZ	7360-01-043-5420	81337	5-13-2575P13	..COVER,VENT (DZE SERIAL NO. 1 THRU 1493).....	1
					UOC:CWB,DDN,DHL,DZE,EDD	
3	PAFZZ	5330-01-046-4919	81337	5-13-2575P23	..GASKET (DZE SERIAL NO. 1 THRU 1493);5/8 X 5/8 X 72 LG.....	1
					UOC:CWB,DDN,DHL,DZE,EDD	
4	XDFZZ		81349	M2423/1-A608	..RIVET,BLIND (DZE SERIAL NO. 1 THRU 1493).....	2
					UOC:CWB,DDN,DHL,DZE,EDD	
5	XBFZZ		81337	5-13-2575P5	..CLIP (DZE SERIAL NO. 1 THRU 1493)	1
					UOC:CWB,DDN,DHL,DZE,EDD	
6	PAFZZ	5320-00-874-4471	07707	AD45H	..RIVET,BLIND (DZE SERIAL NO. 1 THRU 1493).....	7
					UOC:CWB,DDN,DHL,DZE,EDD	
7	XAFZZ		81337	5-13-2575P22	..CHANNEL COVER (DZE SERIAL NO. 1 THRU 1493).....	1
					UOC:CWB,DDN,DHL,DZE,EDD	
8	XBFZZ		81337	5-13-2575P20	..FRAME UPPER (DZE SERIAL NO. 1 THRU 1493).....	1
					UOC:CWB,DDN,DHL,DZE,EDD	
9	PAFZZ	5340-01-054-1766	96906	MS35825-10A	..HINGE,BUTT (DZE SERIAL NO. 1 THRU 1493).....	1
					UOC:CWB,DDN,DHL,DZE,EDD	
10	XBFZZ		81337	5-13-2575P9	..HOLDER SCREEN (DZE SERIAL NO. 1 THRU 1493).....	1
					UOC:CWB,DDN,DHL,DZE,EDD	
11	XAFZZ		81337	5-13-2575P19	..HOLDER SCREEN TAB (DZE SERIAL NO. 1 THRU 1493).....	2
					UOC:CWB,DDN,DHL,DZE,EDD	
12	PAFZZ	5320-00-874-4471	07707	AD45H	..RIVET,BLIND (DZE SERIAL NO. 1 THRU 1493).....	2
					UOC:CWB,DDN,DHL,DZE,EDD	
13	PAFZZ	5340-01-046-4292	81337	5-13-2575P12	..BRACKET,ANGLE (DZE SERIAL NO. 1 THRU 1493).....	2
					UOC:CWB,DDN,DHL,DZE,EDD	

(1)	(2)	(3)	(4)	(5)	(6)	(7)
ITEM	SMR					
NO	CODE	NSN	CAGEC	PART NUMBER	DESCRIPTION AND USABLE ON CODES (UOC)	QTY
14	PAOZZ	5410-01-043-5424	81337	5-13-2575P10	..SCREEN,WINDOW,METAL (DZE SERIAL NO. 1 THRU 1493)..... UOC:CWB,DDN,DHL,DZE,EDD	1
15	PAFZZ	5320-00-874-4471	07707	AD45H	..RIVET,BLIND (DZE SERIAL NO. 1 THRU 1493)..... UOC:CWB,DDN,DHL,DZE,EDD	6
16	PAFZZ	5310-00-939-0850	96906	MS21083-C08	..NUT,SELF-LOCKING,HEXAGON (DZE SERIAL NO. 1 THRU 1493)..... UOC:CWB,DDN,DHL,DZE,EDD	4
17	PAFZZ	5305-00-054-6670	96906	MS51957-45	..SCREW,MACHINE (DZE SERIAL NO. 1 THRU 1493)..... UOC:CWB,DDN,DHL,DZE,EDD	4
18	XBFZZ		81337	5-13-2575P32	..CLIP STAY GUIDE RH (DZE SERIAL NO. 1 THRU 1493)..... UOC:CWB,DDN,DHL,DZE,EDD	1
19	XBFZZ		81337	5-13-2575P31	..CLIP STAY GUIDE LH (DZE SERIAL NO. 1 THRU 1493)..... UOC:CWB,DDN,DHL,DZE,EDD	1
20	XBFZZ		81337	5-13-2575P2	..GUIDE STAY PIVOT (DZE SERIAL NO. 1 THRU 1493)..... UOC:CWB,DDN,DHL,DZE,EDD	1
21	PAOZZ	5305-01-045-5830	81337	5-13-2575P1	..SCREW,SHOULDER (DZE SERIAL NO. 1 THRU 1493)..... UOC:CWB,DDN,DHL,DZE,EDD	1
22	PAOZZ	5310-00-933-8121	96906	MS35338-139	..WASHER,LOCK (DZE SERIAL NO. 1 THRU 1493)..... UOC:CWB,DDN,DHL,DZE,EDD	1
23	PAOZZ	5355-01-037-0835	05463	PBK23	..KNOB (DZE SERIAL NO. 1 THRU 1493)..... UOC:CWB,DDN,DHL,DZE,EDD	1
24	PAFZZ	5340-01-045-5869	81337	5-13-2575P8	..STRAP,RETAINING (DZE SERIAL NO. 1 THRU 1493)..... UOC:CWB,DDN,DHL,DZE,EDD	2
25	PAFZZ	5320-00-850-3266	81349	MILR24243-1A602	..RIVET,BLIND (DZE SERIAL NO. 1 THRU 1493)..... UOC:CWB,DDN,DHL,DZE,EDD	4
26	PAFZZ	5320-00-850-3266	81349	MILR24243-1A602	..RIVET,BLIND (DZE SERIAL NO. 1 THRU 1493)..... UOC:CWB,DDN,DHL,DZE,EDD	26
27	PAFZZ	7360-01-044-5094	81337	5-13-2575P3	..ARM,LOWER STAY (DZE SERIAL NO. 1 THRU 1493)..... UOC:CWB,DDN,DHL,DZE,EDD	1
28	PAFZZ	5315-00-881-2253	80205	MS16562-221	..PIN,SPRING (DZE SERIAL NO. 1 THRU 1493)..... UOC:CWB,DDN,DHL,DZE,EDD	2

(1) ITEM NO	(2) SMR CODE	(3) NSN	(4) CAGEC	(5) PART NUMBER	(6) DESCRIPTION AND USABLE ON CODES (UOC)	(7) QTY
29	PAFZZ	7360-01-043-5421	81337	5-13-2575P4	..ARM,UPPER STAY (DZE SERIAL NO. 1 THRU 1493)..... UOC:CWB,DDN,DHL,DZE,EDD	1
30	PAOZZ	5310-01-200-6278	81337	5-13-2575P33	..WASHER,FLAT (DZE SERIAL NO. 1 THRU 1493)..... UOC:CWB,DDN,DHL,DZE,EDD	2
END OF FIGURE						

UNIT MAINTENANCE
MOBILE KITCHEN TRAILER (MKT)
ROOF VENT ASSEMBLY
REPAIR PARTS LIST

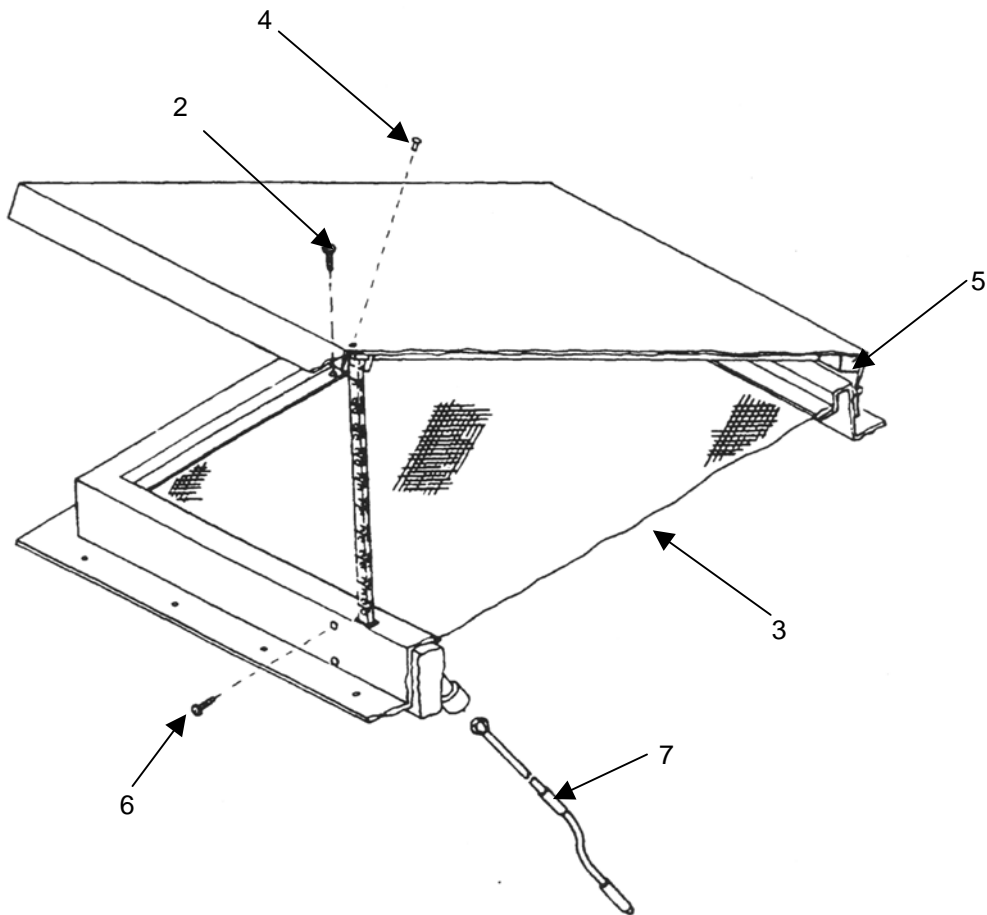


Figure 4. Roof Vent Assembly, Model MKT-85 (Serial No. 1494 and sub),
MKT-90, MKT-95, and MKT-99

(1)	(2)	(3)	(4)	(5)	(6)	(7)
ITEM	SMR					
NO	CODE	NSN	CAGEC	PART NUMBER	DESCRIPTION AND USABLE ON CODES (UOC)	QTY
					GROUP 01 ROOF ASSEMBLY	
					FIGURE 4 ROOF VENT ASSEMBLY	
					MKT-85 (SERIAL NO 1494 & SUB), 90, 95, 99	
1	PAFFP	7360-01-361-5681	81337	5-13-4636	.ROOF VENT ASSEMBLY (DZE SERIAL NO. 1494 AND SUB).....	6
					UOC:DZE,EVF,FMT,FRW	
2	PAOZZ	5305-00-137-3043	96906	MS51861-44C	..SCREW,TAPPING (DZE SERIAL NO. 1494 AND SUB).....	2
					UOC:DZE,EVF,FMT,FRW	
3	PAOZZ	7360-01-461-3015	81337	5-13-4640	..ROOF VENT SCREEN (DZE SERIAL NO. 1494 AND SUB).....	1
					UOC:DZE,EVF,FMT,FRW	
4	PAOZZ	5320-00-408-6073	81349	M24243/1-B602	..RIVET,BLIND (DZE SERIAL NO. 1494 AND SUB).....	2
					UOC:DZE,EVF,FMT,FRW	
5	XDOZZ		81337	5-13-4644	..TAPE,ADHESIVE,RUBBER,(DZE SERIAL NO. 1494 AND SUB), MAKE FROM (59502)4111-N-PSA- 7/8 X 7/8 (9FT LONG).....	1
					UOC:DZE,EVF,FMT,FRW	
6	XDFZZ		96906	MS24618-50	..SCREW,TAPPING (DZE SERIAL NO. 1494 AND SUB).....	3
					UOC:DZE,EVF,FMT,FRW	
7	PAOZZ	5340-01-365-8099	81337	5-13-4658	CRANK,HAND (DZE SERIAL NO. 1494 AND SUB).....	1
					UOC:DZE,EVF,FMT,FRW	
END OF FIGURE						

UNIT MAINTENANCE
MOBILE KITCHEN TRAILER (MKT)
SKYLIGHT OPERATOR
REPAIR PARTS LIST

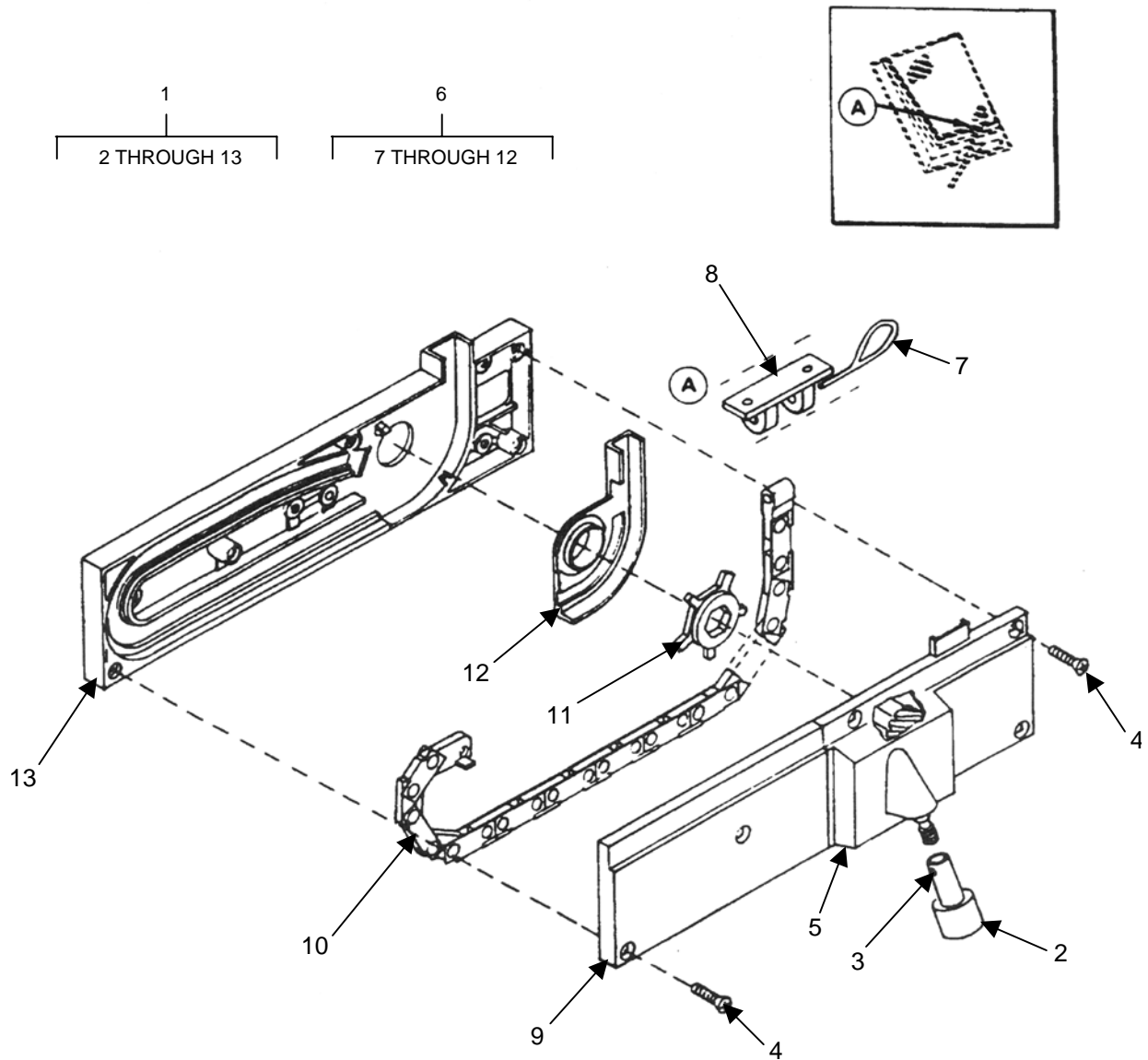


Figure 5. Skylight Operator

(1)	(2)	(3)	(4)	(5)	(6)	(7)
ITEM	SMR					
NO	CODE	NSN	CAGEC	PART NUMBER	DESCRIPTION AND USABLE ON CODES (UOC)	QTY
					GROUP 01 ROOF ASSEMBLY	
					FIGURE 5 SKYLIGHT OPERATOR	
1	XDFFF		81337	5-13-4643	..SKYLIGHT OPERATOR (DZE SERIAL NO. 1494 AND SUB).....	1
					UOC:DZE,EVF,FMT,FRW	
2	XDOZZ		78855	30662-01	...ADAPTER,HEX BALL DRIVE (DZE SERIAL NO. 1494 AND SUB).....	1
					UOC:DZE,EVF,FMT,FRW	
3	XDOZZ		78855	20648SETSCREW (DZE SERIAL NO. 1494 AND SUB).....	1
					UOC:DZE,EVF,FMT,FRW	
4	XDOZZ		78855	19993-01	...SCREW,MACHINE (DZE SERIAL NO. 1494 AND SUB).....	6
					UOC:DZE,EVF,FMT,FRW	
5	XDOZZ		78855	42-13-01	...DRIVE UNIT (DZE SERIAL NO. 1494 AND SUB).....	1
					UOC:DZE,EVF,FMT,FRW	
6	XDFFF		78855	42-30-01	...BASE MODULE (DZE SERIAL NO. 1494 AND SUB).....	1
					UOC:DZE,EVF,FMT,FRW	
7	XDOZZ		78855	20642PIN,STRAIGHT,HEADLESS (DZE SERIAL NO. 1494 AND SUB).....	1
					UOC:DZE,EVF,FMT,FRW	
8	XAFZZ		78855	40470BRACKET,SASH (DZE SERIAL NO. 1494 AND SUB).....	1
					UOC:DZE,EVF,FMT,FRW	
9	XAOZZ		78855	40322-01COVER,CHAIN (DZE SERIAL NO. 1494 AND SUB).....	1
					UOC:DZE,EVF,FMT,FRW	
10	XAOZZ		78855	10630CHAIN (DZE SERIAL NO. 1494 AND SUB).....	1
					UOC:DZE,EVF,FMT,FRW	
11	XAOZZ		78855	30654WHEEL (DZE SERIAL NO. 1494 AND SUB).....	1
					UOC:DZE,EVF,FMT,FRW	
12	XAOZZ		78855	40321CHAIN GUIDE (DZE SERIAL NO. 1494 AND SUB).....	1
					UOC:DZE,EVF,FMT,FRW	
13	XAOZZ		78855	40513-01BASE (DZE SERIAL NO. 1494 AND SUB).....	1
					UOC:DZE,EVF,FMT,FRW	
END OF FIGURE						

UNIT MAINTENANCE
MOBILE KITCHEN TRAILER (MKT)
ROOF LIFTING JACK ASSEMBLY
REPAIR PARTS LIST

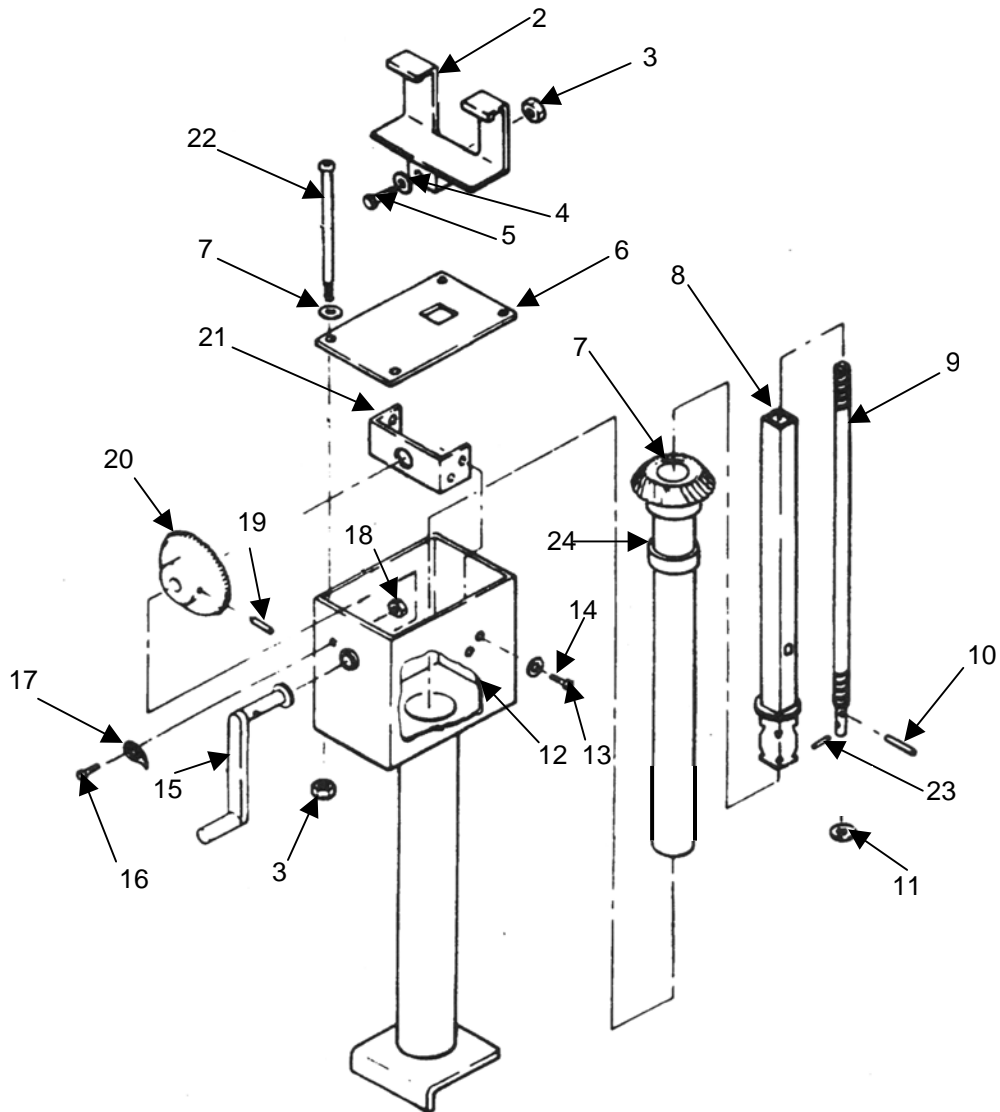


Figure 6. Roof Jack Assembly

(1)	(2)	(3)	(4)	(5)	(6)	(7)
ITEM	SMR					
NO	CODE	NSN	CAGEC	PART NUMBER	DESCRIPTION AND USABLE ON CODES (UOC)	QTY
					GROUP 02 ROOF LIFTING JACK ASSEMBLY	
					FIGURE 6 ROOF JACK ASSEMBLY	
1	PAOFF	7360-01-247-2367	81337	5-13-4600	JACK, ROOF LIFTING.....	2
2	PAOZZ	7360-01-251-6470	81337	5-13-4609	.END, COLUMN.....	1
3	PAOZZ	5310-00-088-1251	81349	M45913/1-4CG5C	.NUT, SELF-LOCKING, HEAGON	5
4	PAOZZ	5305-00-071-2509	80204	B1821BH025C150N	.SCREW, CAP, HEXAGON HEAD	1
5	XDOZZ		96906	MS15795-810	.WASHER, FLAT.....	5
6	XDFZZ		81337	5-13-4602	.PLATE.....	1
7	XDFZZ		81337	5-13-4606	.GEARSHAFT, BEVEL.....	1
8	XAFZZ		81337	5-13-4608	.COLUMN.....	1
9	XDFZZ		81337	5-13-4607	.LEADSCREW.....	1
10	PAFZZ	5315-00-959-6760	96906	MS9390-310	.PIN, STRAIGHT, HEADLESS	1
11	PAFZZ	3110-00-120-4459	81337	5-13-6836	.BUSHING.....	1
12	XAFZZ		81337	5-13-4601	.HOUSING.....	1
13	PAFZZ	5305-00-033-4919	96906	MS9316-02	.SCREW, MACHINE.....	4
14	PAFZZ	5310-00-045-3296	83298	B20500-11	.WASHER, LOCK.....	4
15	XDFZZ		81337	5-13-4603	.HANDLE.....	1
16	PAFZZ	5305-00-841-2681	00328	G42-19	.SCREW, SHOULDER.....	1
17	PAFZZ	3040-01-257-3766	29440	RP-2	.PAWL.....	1
18	PAFZZ	5310-00-877-5797	80205	MS21044N3	.NUT, SELF-LOCKING, HEXAGON	1
19	PAFZZ	5315-00-836-9628	80205	MS16562-52	.PIN, SPRING.....	1
20	XDFZZ		81337	5-13-4657	.GEAR, HELICAL.....	1
21	XDFZZ		81337	5-13-4604	.BRACKET.....	1
22	PAFZZ	5305-00-226-7234	96906	MS90725-26	.SCREW, CAP, HEXAGON HEAD	4
23	PAFZZ	5315-00-753-3892	80205	MS16562-216	.PIN, SPRING.....	1
24	PAFZZ	5310-01-480-9521	81337	5-13-6837	.BUSHING, FLANGED.....	1
END OF FIGURE						

UNIT MAINTENANCE
MOBILE KITCHEN TRAILER (MKT)
ROOF CANOPY AND RAIN TROUGH
REPAIR PARTS LIST

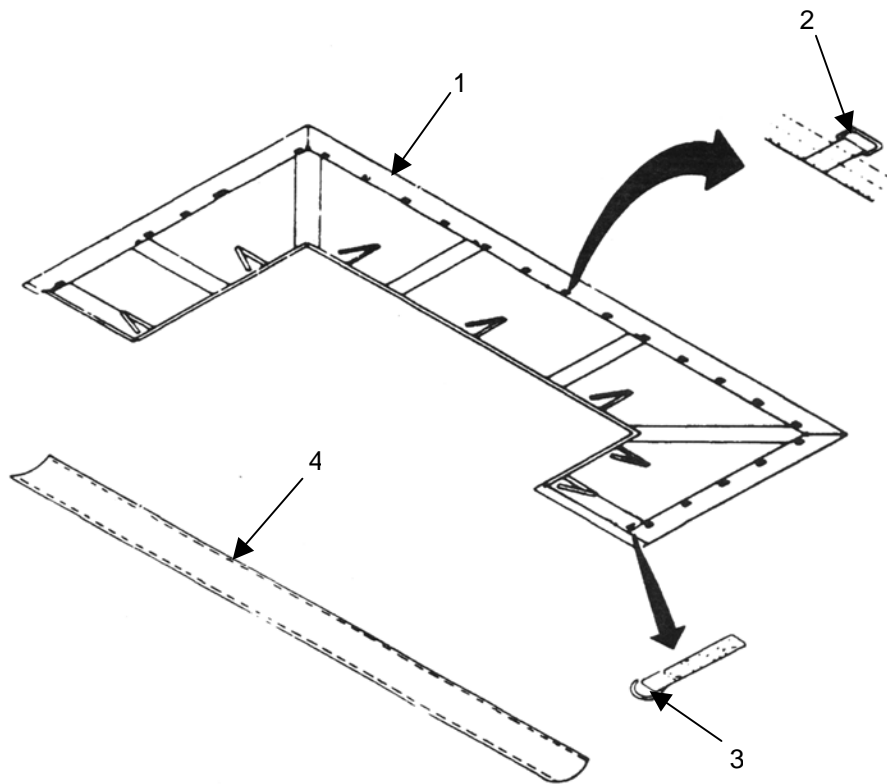


Figure 7. Roof Canopy and Rain Trough

(1) ITEM NO	(2) SMR CODE	(3) NSN	(4) CAGEC	(5) PART NUMBER	(6) DESCRIPTION AND USABLE ON CODES (UOC)	(7) QTY
GROUP 03 TENTAGE						
FIGURE 7 ROOF CANOPY AND RAIN TROUGH						
1	PAOFF	7360-01-043-8477	81337	5-13-2568G1	ROOF CANOPY ASSEMBLY, GREEN UOC:CWB,DDN,DHL,DZE,EVF,FMT	2
1	PAOZZ	7360-01-246-4309	81337	X5-13-3905G1	ROOF CANOPY ASSEMBLY, TAN UOC:EDD	2
1	PAOZZ	5411-01-476-7136	81337	5-13-6413-1	ROOF CANOPY ASSY MKT-I, GREEN.....	2
1	PAOZZ	5411-01-496-2101	81337	5-13-6413-2	ROOF CANOPY ASSEMBLY,MKT-I, TAN ...	2
2	XBFZZ		81349	MILL11075STYB	.HANGER LOOP..... UOC:CWB,DDN,DHL,DZE,EVF,FMT	25
3	XBFZZ		81349	MIL-R-3390	.RING,D..... UOC:CWB,DDN,DHL,DZE,EVF,FMT	2
4	PAOZZ	7360-01-043-8470	81337	5-13-2561G1	RAIN TROUGH ASSEMBLY, GREEN UOC:CWB,DDN,DHL,DZE,EVF,FMT	1
4	PAOZZ	7360-01-246-4311	81337	X5-13-3901G1	RAIN TROUGH ASSEMBLY, TAN UOC:EDD	1
END OF FIGURE						

UNIT MAINTENANCE
MOBILE KITCHEN TRAILER (MKT)
END TRAVEL COVERS
REPAIR PARTS LIST

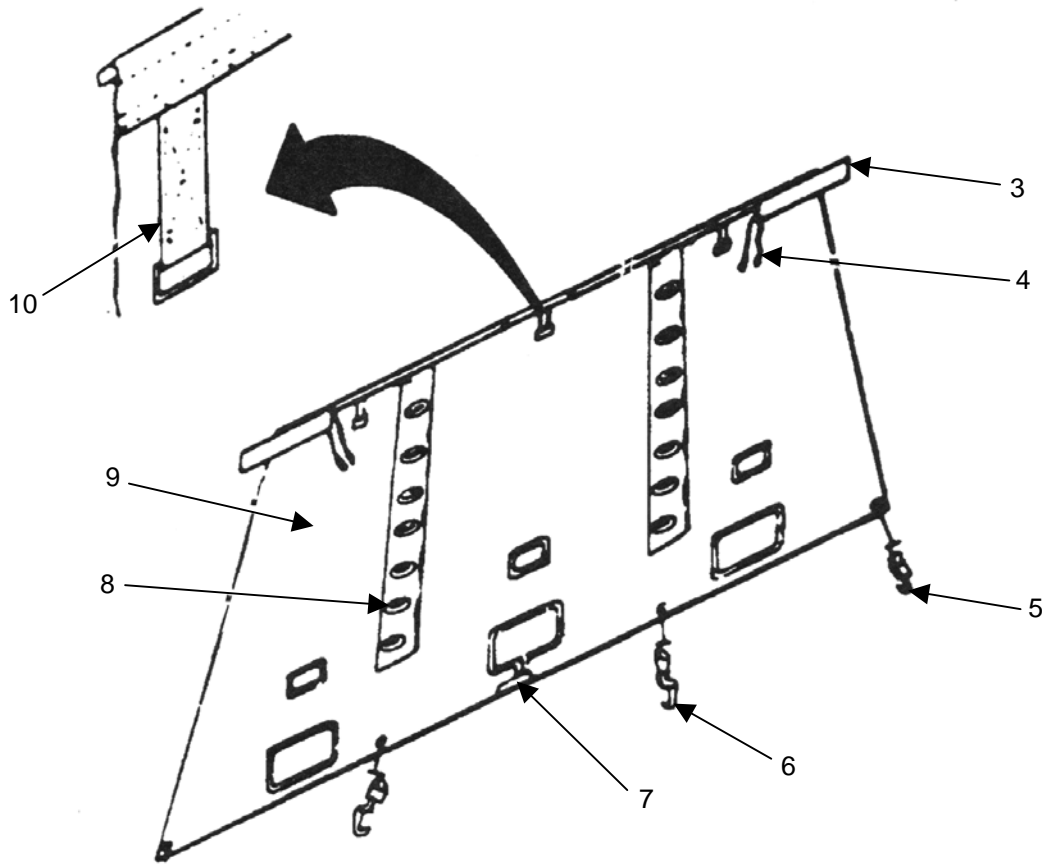
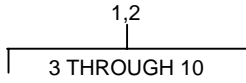


Figure 8. End Travel Covers

(1) ITEM NO	(2) SMR CODE	(3) NSN	(4) CAGEC	(5) PART NUMBER	(6) DESCRIPTION AND USABLE ON CODES (UOC)	(7) QTY
					GROUP 03 TENTAGE	
					FIGURE 8 END TRAVEL COVERS	
1	PAOFF	7360-01-045-8622	81337	5-13-2557G1	END COVER ASSEMBLY, FRONT, GREEN... UOC:CWB,DDN,DHL,DZE,EVF	1
1	PAOZZ	7360-01-245-6943	81337	X5-13-3899G1	END COVER, FIELD KITCHEN, FRONT, TAN UOC:EDD	1
1	PAOZZ	5411-01-476-7141	81337	5-13-6414-1	FRONT TRAVEL COVER ASSEMBLY, MKT-I, GREEN.....	1
1	PAOZZ	5411-01-496-2099	81337	5-13-6414-2	FRONT TRAVEL COVER , MKT-I, TAN.....	1
2	PAOFF	7360-01-045-8621	81337	5-13-2557G2	END COVER ASSEMBLY, REAR, GREEN, COMPONENTS SAME AS FRONT COVER; P/N 5-13-2557G1 EXCEPT WHERE ANNOTATED..... UOC:CWB,DDN,DHL,DZE,EVF,FMT	1
2	PAOZZ	7360-01-245-6944	81337	X5-13-3899G2	END COVER, FIELD KITCHEN, REAR, TAN . UOC:EDD	1
2	PAOZZ	5411-01-476-7143	81337	5-13-6415-1	END COVER ASSY, REAR , MKT-I, GREEN..	1
2	PAOZZ	5411-01-496-2107	81337	5-13-6415-2	END COVER ASSY, REAR MKT-I, TAN.....	1
3	XAFZZ		81337	5-13-2558G2	.HEADER ASSY SHORT..... UOC:CWB,DDN,DHL,DZE,EVF,FMT	1
4	XAOZZ		81337	5-13-2557P15	.CLAMP, ROPE END..... UOC:CWB,DDN,DHL,DZE,EVF,FMT	4
5	PAOZZ	7360-01-043-8473	81337	5-13-2558G7	.HOOK ASSEMBLY, LONG.....	2
6	XDOZZ		81337	5-13-2558G8	.HOOK ASSEMBLY, SHORT.....	2
7	XAFZZ		81337	5-13-2558G6	.PAD ASSEMBLY USED ON REAR COVER P/ N 5-13-2557G2 ONLY..... UOC:CWB,DDN,DHL,DZE,EVF,FMT	3
8	XAFZZ		81337	5-13-2558G3	.LUG ASSEMBLY, LONG USED ON FRONT COVER P/N 5-13-2557G1 ONLY..... UOC:CWB,DDN,DHL,DZE,EVF,FMT	2
9	PAOZZ	4030-01-049-2377	01976	NO-15	. .HOOK, CHAIN, S.....	6
10	XAFZZ		81337	5-13-2558G5	.STRAP ASSEMBLY..... UOC:CWB,DDN,DHL,DZE,EVF,FMT	3
END OF FIGURE						

UNIT MAINTENANCE
MOBILE KITCHEN TRAILER (MKT)
SIDE TRAVEL COVERS
REPAIR PARTS LIST

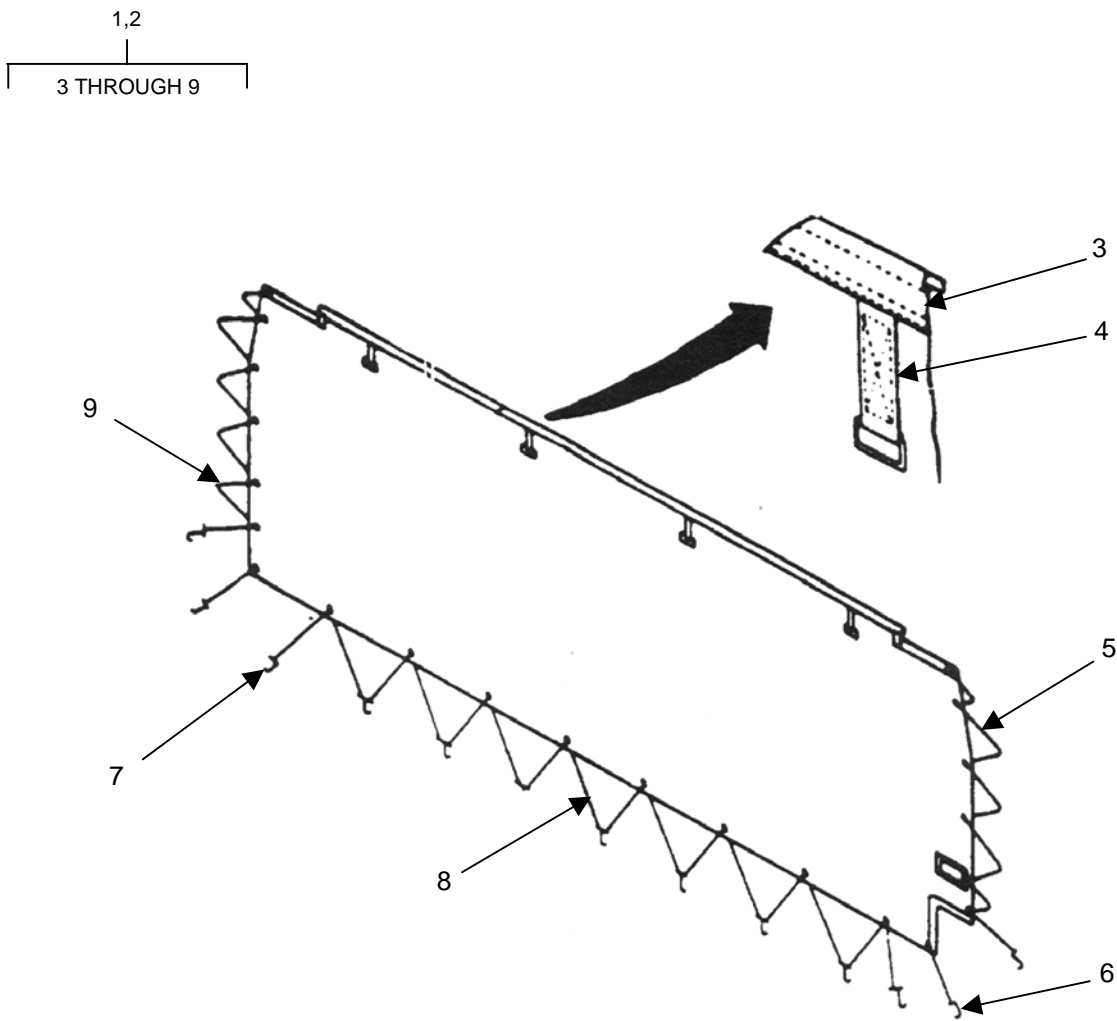
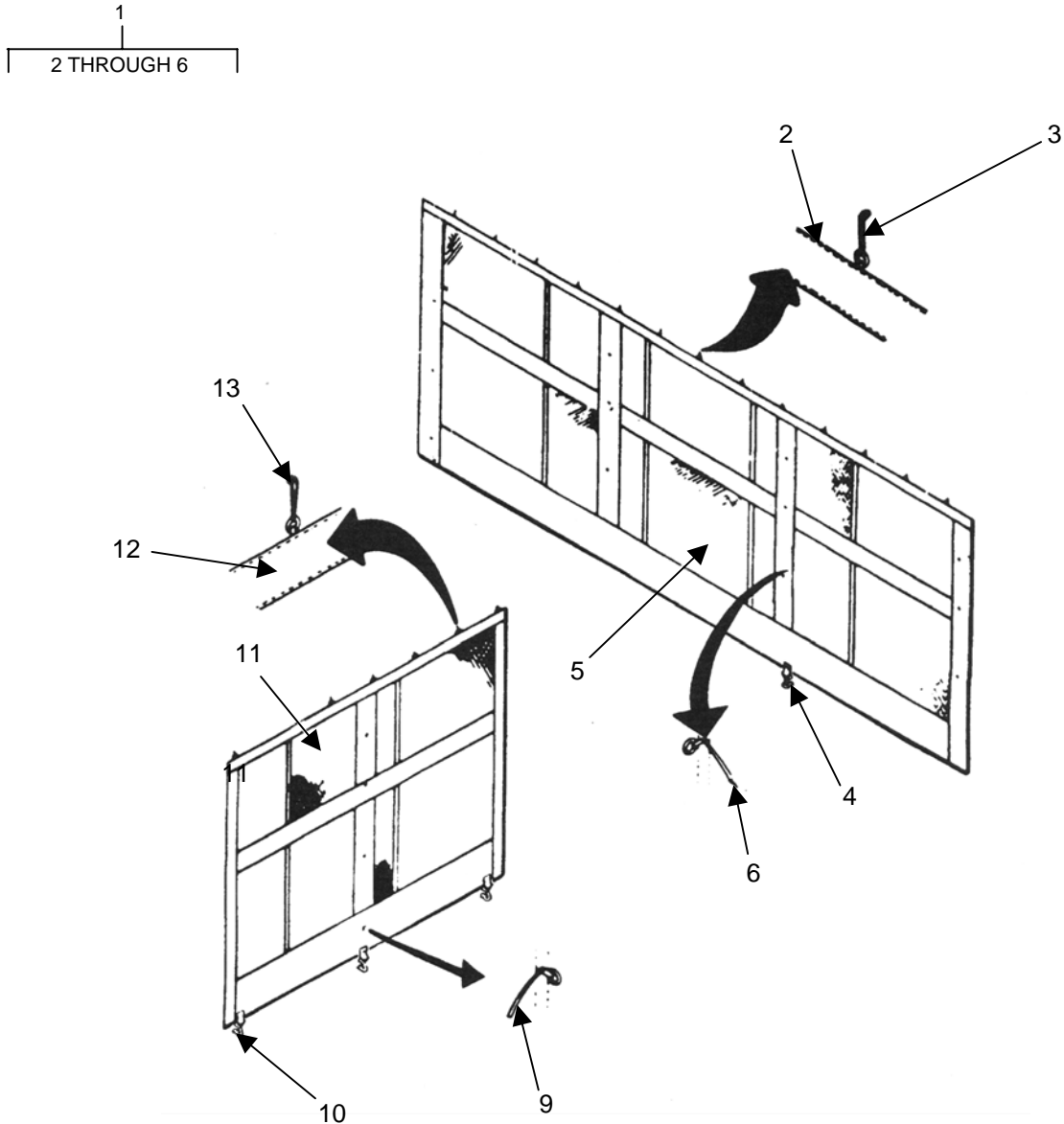


Figure 9. Side Travel Covers.

(1)	(2)	(3)	(4)	(5)	(6)	(7)
ITEM	SMR					
NO	CODE	NSN	CAGEC	PART NUMBER	DESCRIPTION AND USABLE ON CODES (UOC)	QTY
					GROUP 03 TENTAGE	
					FIGURE 9 SIDE TRAVEL COVERS	
1	PAOFF	7360-01-045-8623	81337	5-13-2556G1	SIDE COVER ASSEMBLY ,LEFT SIDE, GREEN.....	1
					UOC:CWB,DDN,DHL,DZE,EVF,FMT	
1	PAOZZ	7360-01-246-6733	81337	X5-13-3898G1	SIDE COVER,FIELD KITCHEN, LEFT SIDE, TAN.....	1
					UOC:EDD	
1	PAOZZ	5411-01-476-7144	81337	5-13-6416-1	LEFT SIDE TRAVEL COVER,MKT-I, GREEN	1
1	PAOZZ	5411-01-496-2104	81337	5-13-6416-3	LEFT SIDE TRAVEL COVER,MKT-I, TAN ..	1
2	PAOFF	7360-01-043-8474	81337	5-13-2556G2	SIDE COVER ASSEMBLY RIGHT, GREEN, COMPONENTS SAME AS LEFT SIDE COVER P/N 5-13-2556G1.....	1
					UOC:CWB,DDN,DHL,DZE,EVF,FMT	
2	PAOZZ	7360-01-245-6945	81337	X5-13-3898G2	SIDE COVER,FIELD KITCHEN, RIGHT SIDE, TAN.....	1
					UOC:EDD	
2	PAOZZ	5411-01-476-7145	81337	5-13-6416-2	RIGHT SIDE TRAVEL COVER,MKT-I, GREEN.....	1
2	PAOFZ	5411-01-496-2105	81337	5-13-6416-4	RIGHT SIDE TRAVEL COVER,MKT-I, TAN	1
3	XBFZZ		81337	5-13-2558G1	.HEADER ASSEMBLY.....	1
					UOC:CWB,DDN,DHL,DZE,EVF,FMT	
4	XBFZZ		81337	5-13-2558G5	.STRAP ASSEMBLY.....	4
					UOC:CWB,DDN,DHL,DZE,EVF,FMT	
5	PAOZZ	5410-01-095-7046	55879	8274	.CORD,SHOCK ,7 FT 6 IN LG;7/16 DIA.	1
					UOC:CWB,DDN,DHL,DZE,EVF,FMT	
6	PAOZZ	7360-01-043-8473	81337	5-13-2558G7	.HOOK ASSEMBLY,LONG.....	2
					UOC:CWB,DDN,DHL,DZE,EVF,FMT	
7	PAOZZ	5410-01-087-4187	55879	9009-1907	HOOK,J.....	13
					UOC:CWB,DDN,DHL,DZE,EVF,FMT	
8	PAOZZ	8305-01-077-7512	81337	5-13-2556P11	.CORD,ELASTIC ,9 FT 6 IN LG;7/16 DIA.....	1
					UOC:CWB,DDN,DHL,DZE,EVF,FMT	
9	PAOZZ	5410-01-095-7046	55879	8274	.CORD,SHOCK.....	1
					UOC:CWB,DDN,DHL,DZE,EVF,FMT	
END OF FIGURE						

UNIT MAINTENANCE
MOBILE KITCHEN TRAILER (MKT)
SCREENS
REPAIR PARTS LIST



7,8
9 THROUGH 13

Figure 10. Screens

(1)	(2)	(3)	(4)	(5)	(6)	(7)
ITEM	SMR					
NO	CODE	NSN	CAGEC	PART NUMBER	DESCRIPTION AND USABLE ON CODES (UOC)	QTY
					GROUP 03 TENTAGE	
					FIGURE 10 SCREENS	
1	PAOFF	7360-01-043-5416	81337	5-13-2566G1	SIDE SCREEN ASSEMBLY, GREEN; COMPONENTS SAME AS SCREEN ASSY P/N 5-13-2567G2 EXCEPT WHERE ANNOTATED..... UOC:CWB,DDN,DHL,DZE,EVF,FMT	2
1	XDOZZ		81337	X5-13-3903G1	SCREEN,SIDE ASSEMBLY, TAN..... UOC:EDD	2
1	PAOZZ	5411-01-476-7140	81337	5-13-6412-1	SIDE SCREEN ASSY ,MKT-I, GREEN....	2
1	PAOZZ	5411-01-496-2108	81337	5-13-6412-2	SIDE SCREEN ASSEMBLY,MKT-I, TAN ...	2
2	XAFZZ		81337	5-13-2565G2	.HANGER ASSEMBLY..... UOC:CWB,DDN,DHL,DZE,EVF,FMT	13
3	PAFZZ	5340-00-479-4131	80205	NAS1281A8	. SNAP HOOK..... UOC:CWB,DDN,DHL,DZE,EVF,FMT	1
4	PAOZZ	4030-00-729-6054	96906	MS87006-63	.HOOK,CHAIN,S..... UOC:CWB,DDN,DHL,DZE,EVF,FMT	4
5	PAFZZ	8305-00-927-3829	81348	LS125TY2CL2	.SCREENING,INSECT,NONMETALLIC (ROLL OF 100 FT)..... UOC:CWB,DDN,DHL,DZE,EVF,FMT,FRW	1
6	XAFZZ		81337	5-13-2565G3	.TIE STRAP ASSEMBLY USED ON SCREEN ASSY P/N 5-13-2566G1 ONLY..... UOC:CWB,DDN,DHL,DZE,EVF,FMT	16
7	PAOFF	7360-01-043-5417	81337	5-13-2567G1	END SCREEN ASSEMBLY ,LARGE, GREEN..	2
7	PAOZZ	7360-01-245-6948	81337	X5-13-3904G1	SCREEN,LARGE END , TAN..... UOC:EDD	2
7	PAOZZ	5411-01-476-7130	81337	5-13-6408-1	END SCREEN ASSY,LARGE;MKT-I, GREEN	2
7	PAOFZ	5411-01-496-2100	81337	5-13-6408-2	END SCREEN ASSY,LARGE;MKT-I, TAN ..	2
8	PAOFZ	7360-01-044-7100	81337	5-13-2567G2	END SCREEN ASSEMBLY ,SMALL, GREEN..	2
8	PAOZZ	7360-01-246-4312	81337	X5-13-3904G2	END SCREEN SMALL ASSEMBLY, TAN UOC:EDD	2
8	PAOZZ	5411-01-476-7132	81337	5-13-6409-1	END SCREEN ASSY,SMALL;MKT-I, GREEN	1
8	PAOZZ	5411-01-496-2106	81337	5-13-6409-2	END SCREEN ASSY,SMALL;MKT-1, TAN ..	2
9	XAFZZ		81337	5-13-2565G3	.TIE STRAP..... UOC:CWB,DDN,DHL,DZE,EVF,FMT	4
10	PAOZZ	4030-00-729-6054	96906	MS87006-63	HOOK,CHAIN,S..... UOC:CWB,DDN,DHL,DZE,EVF,FMT	3
11	PAFZZ	8305-00-927-3829	81348	LS125TY2CL2	.SCREENING,INSECT,NONMETALLIC, (ROLL CONTAINS 100 FT)..... UOC:CWB,DDN,DHL,DZE,EVF,FMT,FRW	1
12	XAFZZ		81337	5-13-2565G2	.HANGER ASSEMBLY..... UOC:CWB,DDN,DHL,DZE,EVF,FMT	6
13	PAFZZ	5340-00-663-3010	76786	340-1	. SNAP HOOK..... UOC:CWB,DDN,DHL,DZE,EVF,FMT	1

END OF FIGURE

UNIT MAINTENANCE
MOBILE KITCHEN TRAILER (MKT)
COVER ASSEMBLIES
REPAIR PARTS LIST

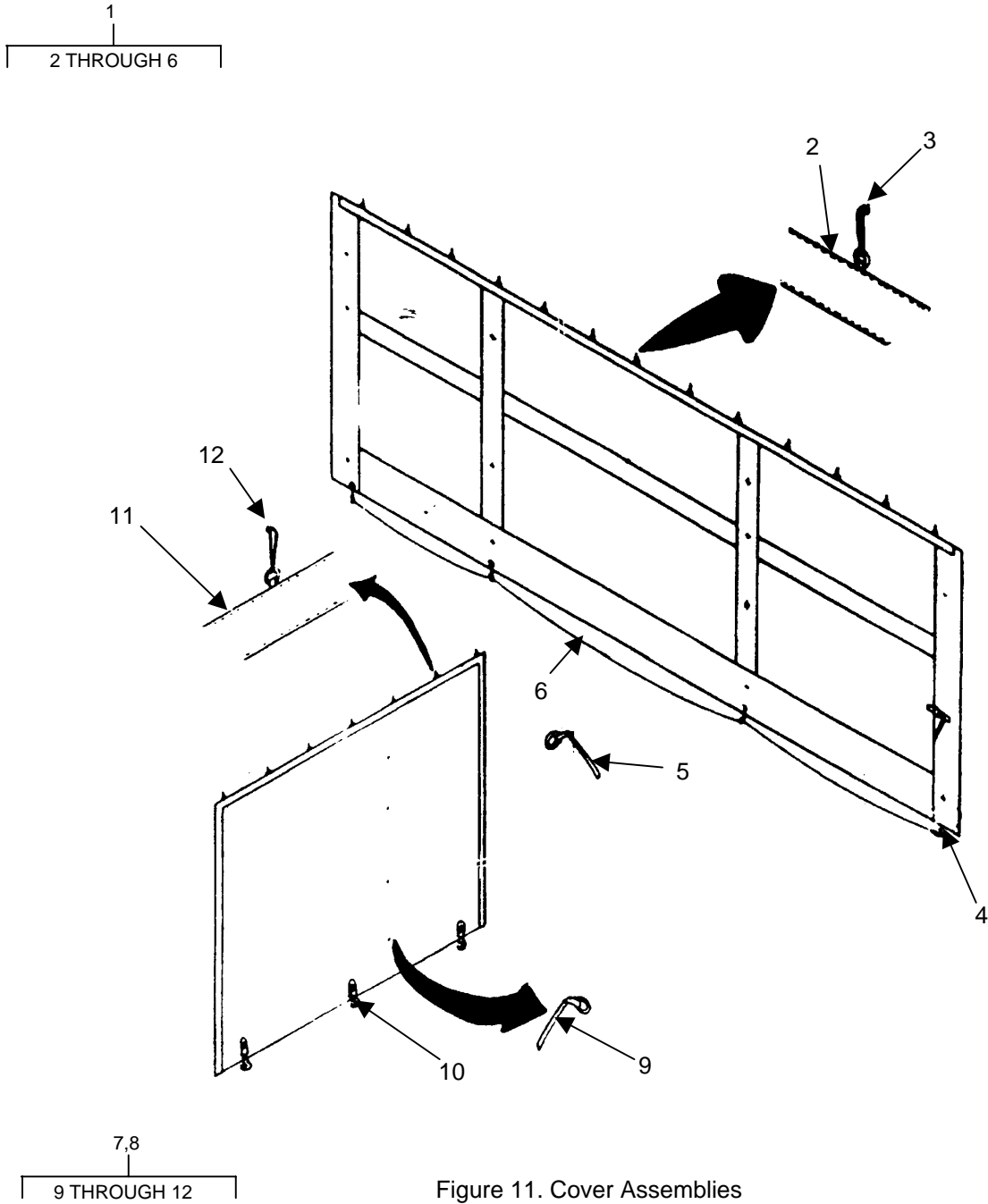


Figure 11. Cover Assemblies

(1) ITEM NO	(2) SMR CODE	(3) NSN	(4) CAGEC	(5) PART NUMBER	(6) DESCRIPTION AND USABLE ON CODES (UOC)	(7) QTY
					GROUP 03 TENTAGE	
					FIGURE 11 COVER ASSEMBLIES	
1	PAOFF	7360-01-043-8478	81337	5-13-2569G1	SIDE COVER ASSEMBLY ,GREEN..... UOC:CWB,DDN,DHL,DZE,EVF,FMT	2
1	PAOZZ	7360-01-245-6947	81337	X5-13-3906G1	SIDE COVER,FIELD KITCHEN; TAN UOC:EDD	2
1	PAOZZ	5411-01-476-6663	81337	5-13-6417	SIDE COVER ASSEMBLY ;MKT-I, GREEN.. UOC:CWB,DDN,DHL,DZE,EVF,FMT	1
1	PAOZZ	5411-01-496-2111	81337	5-13-6417-2	SIDE COVER ASSEMBLY ;MKT-I, TAN....	2
2	XAFZZ		81337	5-13-2565G2	.HANGER ASSEMBLY..... UOC:CWB,DDN,DHL,DZE,EVF,FMT	13
3	PAFZZ	5340-00-663-3010	76786	340-1	.SNAP HOOK..... UOC:CWB,DDN,DHL,DZE,EVF,FMT,FRW	1
4	PAOZZ	4030-00-729-6054	96906	MS87006-63	.HOOK,CHAIN,S..... UOC:CWB,DDN,DHL,DZE,EVF,FMT,FRW	4
5	XAFZZ		81337	5-13-2565G3	.TIE STRAP..... UOC:CWB,DDN,DHL,DZE,EVF,FMT	16
6	XDOZZ		81337	5-13-2566P11	.CORD,ELASTIC ,MAKE FROM MIL-C- 43701;7/16 O.D..... UOC:CWB,DDN,DHL,DZE,EVF,FMT	4
7	PAOFF	7360-01-046-0066	81337	5-13-2570G1	END COVER ASSEMBLY, LARGE;GREEN .. UOC:CWB,DDN,DHL,DZE,EVF,FMT	2
7	PAOZZ	5411-01-476-7134	81337	5-13-6410-1	END COVER ASSY,LARGE;MKT-I, (GREEN).....	1
7	PAOZZ	5411-01-496-2109	81337	5-13-6410-2	END COVER ASSY,LARGE;MKT-I, TAN ..	1
7	PAOZZ	7360-01-245-6946	81337	X5-13-3907G1	END COVER,FIELD KIT CHEN,LARGE; (TAN)..... UOC:EDD	2
8	PAOFF	7360-01-044-5091	81337	5-13-2570G2	COVER ASSEMBLY,SMALL, GREEN, COMPONENTS SAME AS END COVER P/N 5-13-2570G1 EXCEPT WHERE ANNOTATED..... UOC:CWB,DDN,DHL,DZE,EVF,FMT	2
8	PAOZZ	7360-01-246-4310	81337	X5-13-3907G2	END COVER,FIELD KITCHEN,SMALL, TAN UOC:EDD	2
8	PAOZZ	5411-01-476-6862	81337	5-13-6406-1	END COVER ASSY,SMALL, MKT-I, GREEN	1
8	PAOZZ	5411-01-496-2110	81337	5-13-6406-2	END COVER ASSY SMALL;MKT-I, TAN ...	1
9	XBFZZ		81337	5-13-2565G3	.TIE STRAP USED ON END COVER, P/N 5-3-2570G1 ONLY..... UOC:CWB,DDN,DHL,DZE,EVF,FMT	4
10	PAOZZ	4030-00-729-6054	96906	MS87006-63	.HOOK,CHAIN,S..... UOC:CWB,DDN,DHL,DZE,EVF,FMT	3
11	XAFZZ		81337	5-13-2565G2	.HANGER ASSEMBLY..... UOC:CWB,DDN,DHL,DZE,EVF,FMT	6

(1)	(2)	(3)	(4)	(5)	(6)	(7)
ITEM	SMR					
NO	CODE	NSN	CAGEC	PART NUMBER	DESCRIPTION AND USABLE ON CODES (UOC)	QTY
12	PAFZZ	5340-00-663-3010	76786	340-1	..SNAP HOOK..... UOC: CWB, DDN, DHL, DZE, EVF, FMT, FRW	1
END OF FIGURE						

UNIT MAINTENANCE
MOBILE KITCHEN TRAILER (MKT)
SPLASH GUARD, FUNNEL AND CATCHER
REPAIR PARTS LIST

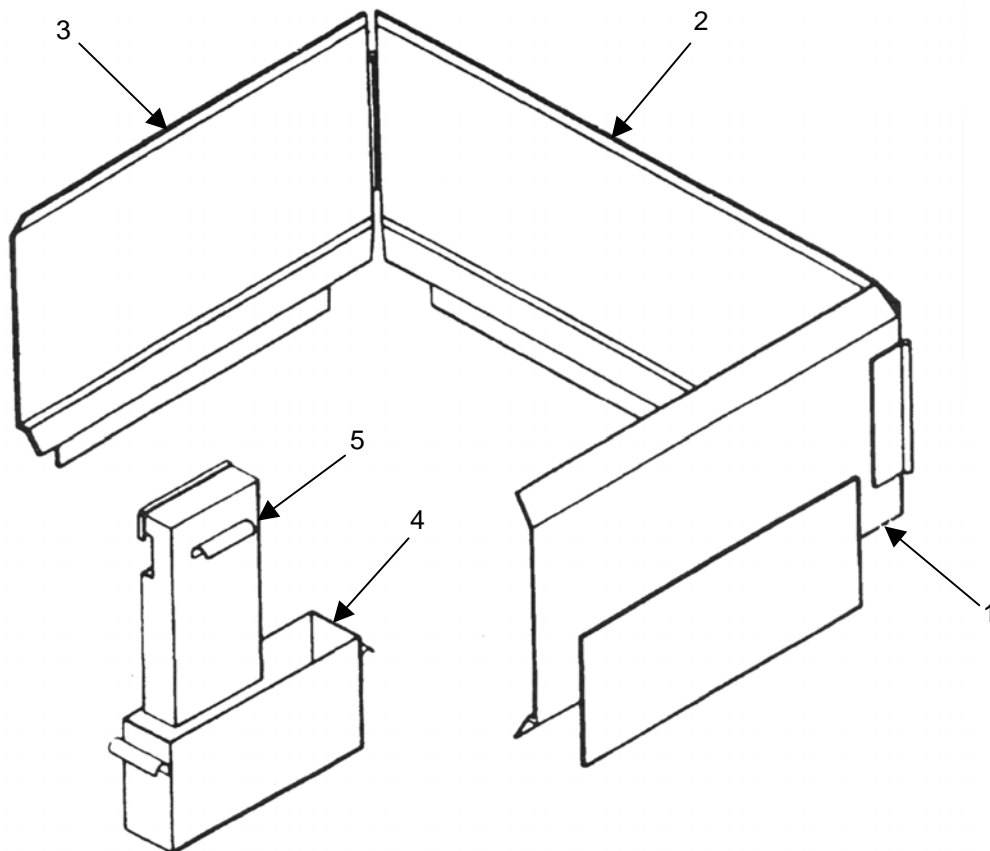


Figure 12. Splash Guard, Funnel and Catcher

(1) ITEM NO	(2) SMR CODE	(3) NSN	(4) CAGEC	(5) PART NUMBER	(6) DESCRIPTION AND USABLE ON CODES (UOC)	(7) QTY
GROUP 04 CABINET ASSEMBLIES						
FIGURE 12 SPLASH GUARD, FUNNEL AND CATCHER						
1	PAOZZ	7320-01-043-5405	81337	5-13-2559G2	GUARD ASSEMBLY,GREASE,SHORT	1
2	PAOZZ	7320-01-048-2183	81337	5-13-2559G1	GUARD ASSEMBLY,GREASE,LONG	1
3	PAOZZ	7320-01-043-5406	81337	5-13-2559G3	GUARD ASSEMBLY,GREASE,INTEMEDIANTE	1
4	PAOZZ	7320-01-044-2709	81337	5-13-2553G2	CATCHER ASSEMBLY,GREASE	1
5	PAOZZ	7320-01-043-5407	81337	5-13-2553G1	FUNNEL ASSEMBLY,GREASE; USE WITH GRIDDLE,P/N 5-13-2541G1.....	1
5	PAOZZ	7360-01-476-6723	81337	5-13-6517	GREASE FUNNEL ASSEMBLY;FOR USE WITH P/N 5-13-6516 GRIDDLE W/4 IN FLANGE.....	1
END OF FIGURE						

UNIT MAINTENANCE
 MOBILE KITCHEN TRAILER (MKT)
 COOKING CABINET ASSEMBLY
 REPAIR PARTS LIST

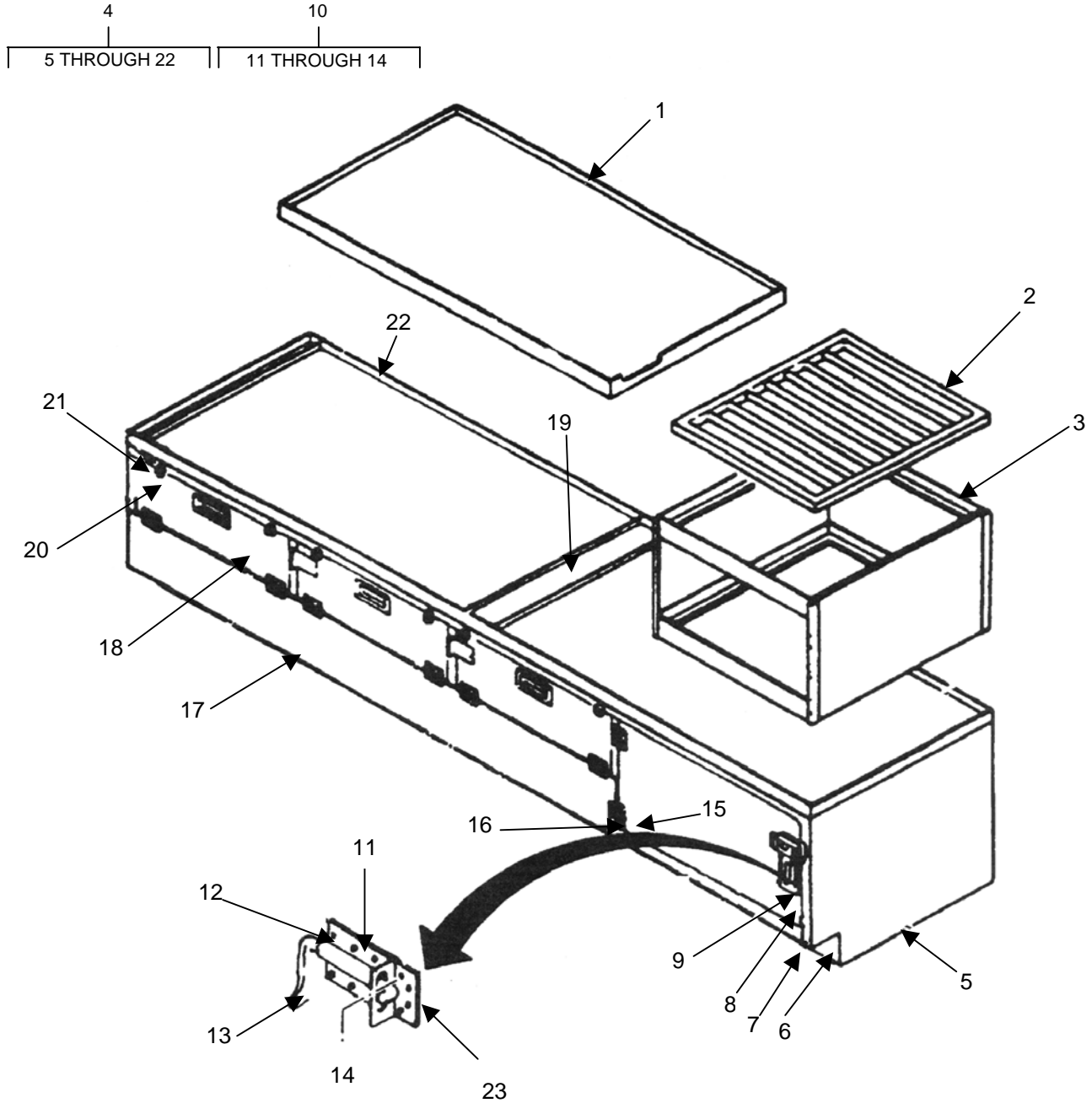


Figure 13. Cooking Cabinet Assembly.

(1)	(2)	(3)	(4)	(5)	(6)	(7)
ITEM	SMR					
NO	CODE	NSN	CAGEC	PART NUMBER	DESCRIPTION AND USABLE ON CODES (UOC)	QTY
					GROUP 04 CABINET ASSEMBLIES	
					FIGURE 13 COOKING CABINET ASSEMBLY	
1	PAOZZ	7310-01-043-5404	81337	5-13-2541G1	GRIDDLE ASSEMBLY,KITCHEN UOC:CWB,DDN,DHL,DZE,EDD,EVF,FMT	1
1	PAOZZ	7360-01-476-6715	81337	5-13-6516	GRIDDLE ASSEMBLY ,W / 4 IN FLANGE..	1
2	PAOZZ	7310-01-048-2184	81337	5-13-2541G2	COOKING RACK ASSEMBY	4
3	PAOFF	7320-01-317-3478	81337	5-13-2540G1	RACK,GRILL AND COOKING RACK.....	4
4	XBOFF		81337	5-13-2542G1	CABINET ASSEMBLY ,GRIDDLE AND COOKING RACK.....	1
5	XAFZZ		81337	5-13-2539P14	.SKIN SIDE.....	2
6	XAFZZ		81337	5-13-2539P15	.SKIN KICK.....	1
7	XAFZZ		81337	5-13-2547G1	.FRAME ASSEMBLY.....	1
8	XBFZZ		81337	5-13-2539G1	.DOOR ASSY,LARGE.....	1
9	PAFZZ	5340-01-048-6270	03007	7338-28	..HANDLE,RECESS..... UOC:CWB,DDN,DHL,EDD	1
10	PAFZZ	7360-01-116-9257	81337	5-13-2526G3	..LATCH ASSEMBLY,CUTLERY	1
11	PAFZZ	7360-01-116-9258	81337	5-13-2526P12	...PLATE,BEARING,CUTLERY	1
12	PAFZZ	5340-01-136-6216	81337	5-13-2526P10	...STRIKE,CATCH.....	1
13	PAFZZ	5340-01-206-9941	81337	5-13-2526P9	...BOLT,SURFACE.....	1
14	PAFZZ	5320-01-029-8205	81349	M24243/1-A405	.RIVET,BLIND.....	16
15	PAFZZ	5320-01-034-2844	81349	M24243/1-A604	..RIVET,BLIND.....	6
16	XDFZZ		81337	5-13-2529P21	..HINGE,BUTT.....	2
17	XAFZZ		81337	5-13-2539P16	.SKIN LOWER.....	1
18	XBFZZ		81337	5-13-2539G2	.DOOR ASSEMBLY ;COMPONENTS SAME AS DOOR ASSY,P/N 5-13-2539G1.....	3
19	XBFZZ		81337	5-13-2542P13	.ANGLE.....	3
20	PAFZZ	5320-01-023-2529	81349	M24243/1-A404	.RIVET,BLIND.....	4
21	XBFZZ		81337	5-13-2539P8	.DOOR STOP.....	2
22	XAFZZ		81337	5-13-2539P13	.SKIN BACK.....	1
23	XDFZZ		81337	5-13-2526P11	.TAB,BEARING PLATE,CUTLERY RACK	4

END OF FIGURE

UNIT MAINTENANCE
MOBILE KITCHEN TRAILER (MKT)
MOVEABLE CABINET ASSEMBLY
REPAIR PARTS LIST

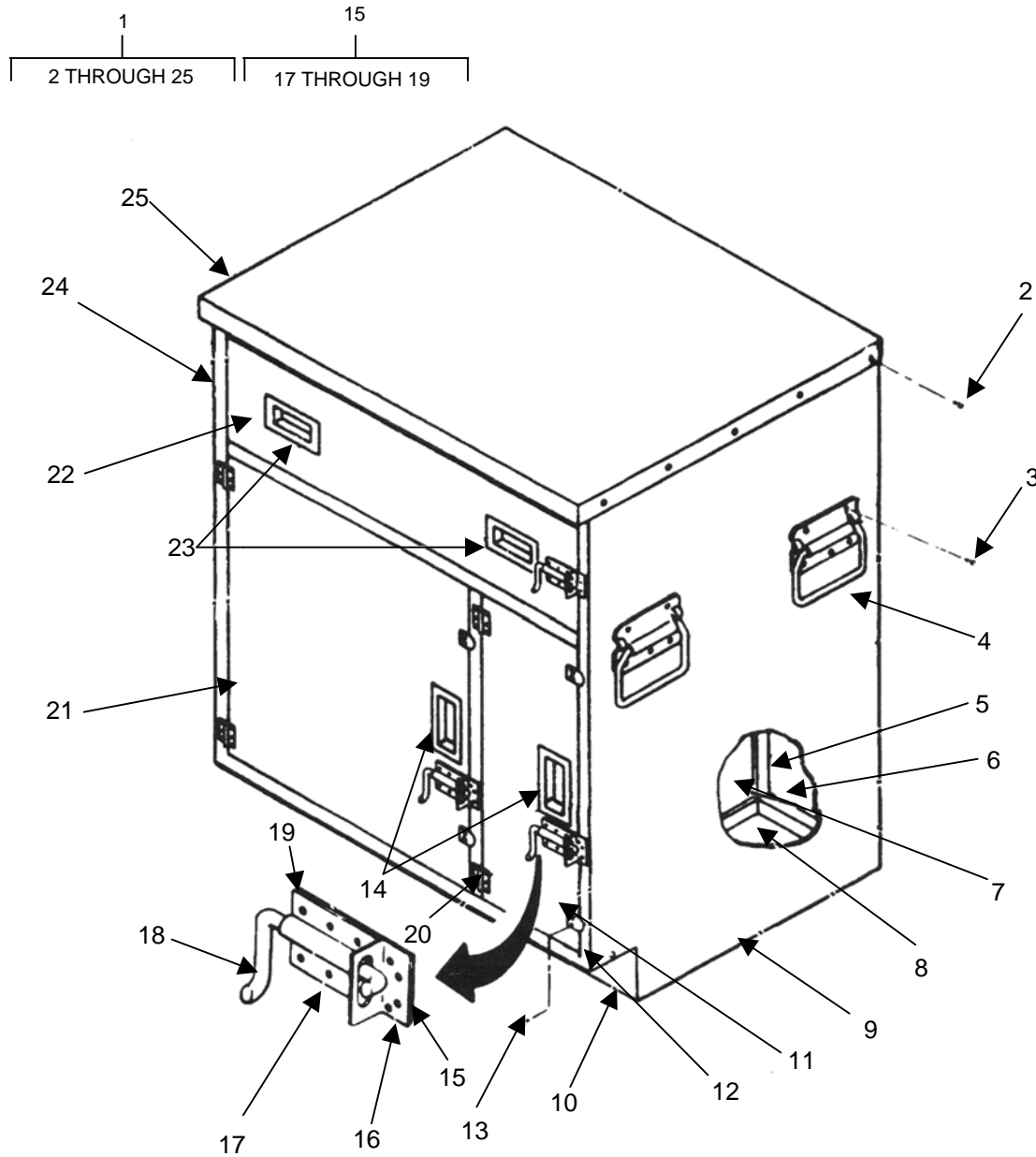


Figure 14. Moveable Cabinet Assembly

(1)	(2)	(3)	(4)	(5)	(6)	(7)
ITEM	SMR					
NO	CODE	NSN	CAGEC	PART NUMBER	DESCRIPTION AND USABLE ON CODES (UOC)	QTY
GROUP 04 CABINET ASSEMBLIES						
FIGURE 14 MOVEABLE CABINET ASSEMBLY						
1	PAOFF	7320-01-043-5412	81337	5-13-2535G1	CABINET ASSEMBLY,MOVEABLE	1
2	PAFZZ	5320-01-029-8205	81349	MILR24243-1A405	.RIVET,BLIND.....	1
3	PAFZZ	5320-00-962-4693	81349	MILR24243-1A606	.RIVET,BLIND.....	20
4	PAFZZ	5340-00-351-4099	98003	H4734SSW2G	.HANDLE,BAIL.....	4
5	XAFZZ		81337	5-13-2536G1	.FRAME CABINET.....	1
6	XAFZZ		81337	5-13-2536P8	.SKIN BACK.....	1
7	XAFZZ		81337	5-13-2536P9	.DIVIDER.....	1
8	XAFZZ		81337	5-13-2536P7	.SKIN BOTTOM.....	1
9	XAFZZ		81337	5-13-2536P1	.SKIN SIDE.....	1
10	XAFZZ		81337	5-13-2536P2	.SKIN KICK.....	1
11	XBFZZ		81337	5-13-2537G3	.DOOR ASSY,SMALL.....	1
12	XBFZZ		81337	5-13-2537P14	..STOP DOOR.....	2
13	PAFZZ	5320-01-023-2529	81349	M24243/1-A404	..RIVET,BLIND.....	1
14	PAFZZ	5340-01-048-6270	03007	7338-28	..HANDLE,RECESS (SERIAL NO. 1 THRU 661).....	1
UOC:CWB,DDN,DHL,EDD						
15	PAFZZ	7360-01-116-9257	81337	5-13-2526G3	..LATCH ASSEMBLY,CUTLERY	1
16	XDFZZ		81337	5-13-2526P11	.TAB,BEARING PLATE,CUTLERY	3
17	PAFZZ	5340-01-136-6216	81337	5-13-2526P10	...STRIKE,CATCH.....	1
18	PAFZZ	5340-01-206-9941	81337	5-13-2526P9	...BOLT,SURFACE.....	1
19	PAFZZ	7360-01-116-9258	81337	5-13-2526P12	...PLATE,BEARING,CUTLERY	1
20	XDFZZ		81337	5-13-2529-P21	..HINGE,BUTT.....	2
21	XBFZZ		81337	5-13-2537G2	.DOOR ASSY,LARGE ;COMPONENTS SAME AS DOOR ASSY,P/N 5-13-2537G3.....	1
22	XBOZZ		81337	5-13-2537G1	.DRAWER ASSEMBLY ;COMPONENTS SAME AS DOOR ASSY,P/N 5-13-2537G3.....	1
23	PAFZZ	5340-01-048-6270	03007	7338-28	..HANDLE,RECESS.....	2
24	XAFZZ		81337	5-13-2536P11	.SKIN,SIDE.....	1
25	XBFZZ		81337	5-13-2548G2	.PANEL ASSY,COUNTER.....	1
END OF FIGURE						

UNIT MAINTENANCE
MOBILE KITCHEN TRAILER (MKT)
OVEN CABINET ASSEMBLY
REPAIR PARTS LIST

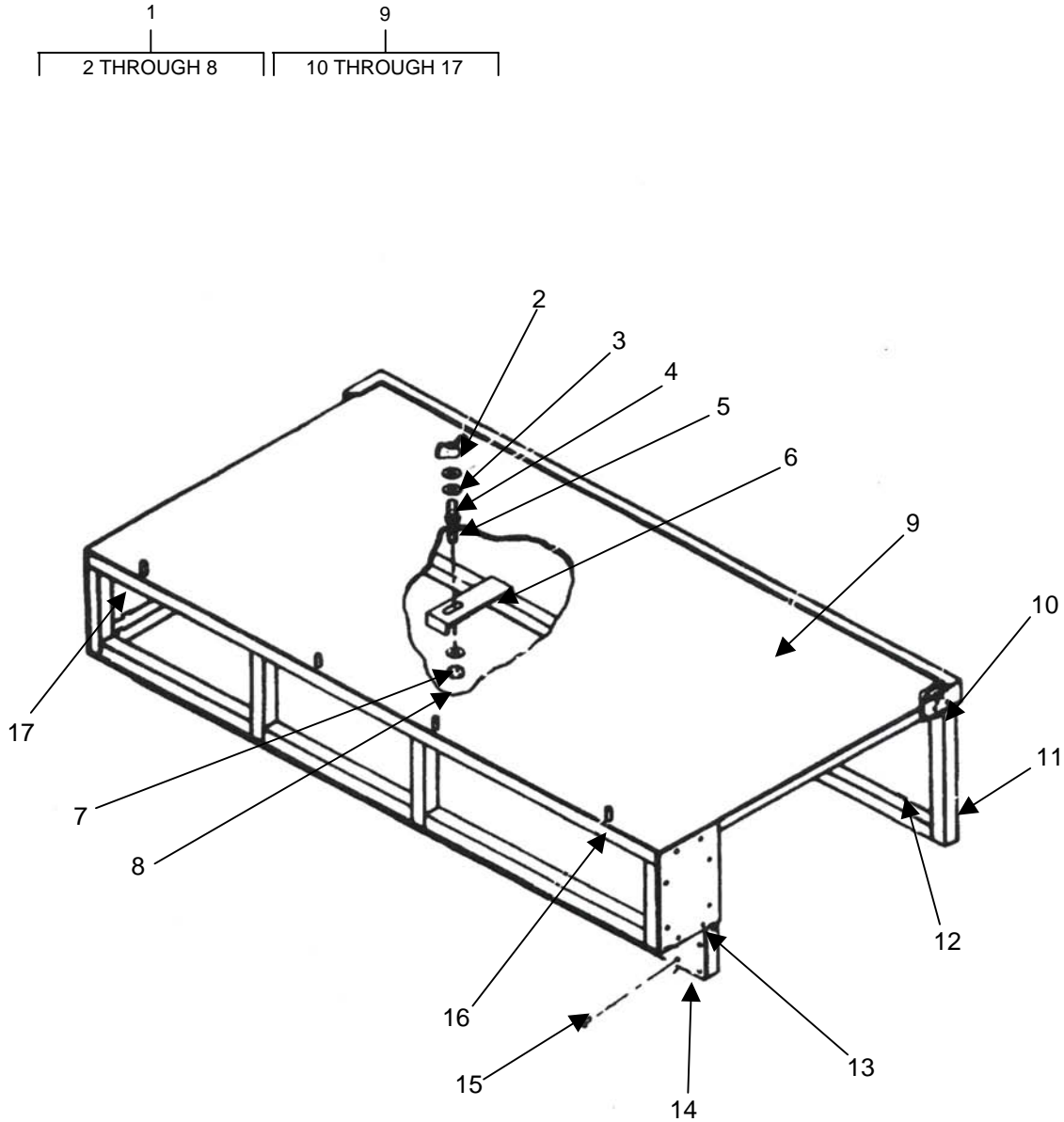


Figure 15. Oven Cabinet Assembly

(1)	(2)	(3)	(4)	(5)	(6)	(7)
ITEM	SMR					
NO	CODE	NSN	CAGEC	PART NUMBER	DESCRIPTION AND USABLE ON CODES (UOC)	QTY
					GROUP 04 CABINET ASSEMBLIES	
					FIGURE 15 OVEN CABINET ASSEMBLY	
1	PAOZZ	7360-01-077-1190	81337	5-13-2512G7	PLATE ASSEMBLY,HOLDDOWN	1
2	XDOZZ		96906	MS35425-78	.NUT,PLAIN,WING.	1
3	PAOZZ	5310-00-933-8778	81337	5-13-2512P31	.WASHER,LOCK.	1
4	PAOZZ	5310-00-656-0114	80205	MS15795-819	.WASHER,FLAT.	1
5	XAOZZ		81337	5-13-2512P32	.ROD,ALUMINUM,1/2 IN DIAMETER	1
6	XAOZZ		81337	5-13-2512P29	.PLATE	1
7	XDOZZ		80205	MS15795-743	.WASHER,FLAT.	1
8	PAOZZ	5310-00-225-6993	81349	M45913/1-8CG5C	.NUT,SELF-LOCKING,HEXAGON	1
9	XBOFF		81337	5-13-2524G1	CABINET ASSY,OVEN.	1
10	XDFZZ		81349	M24243/1-A804	.RIVET,BLIND.	4
11	XAFZZ		81337	5-13-2525G1	.FRAME ASSEMBLY.	1
12	XAFZZ		81337	5-13-2524P4	.SKIN BACK.	1
13	XAFZZ		81337	5-13-2524P6	.SKIN SIDE.	1
14	XAFZZ		81337	5-13-2524P3	.SKIN KICK.	1
15	PAFZZ	5320-00-850-3282	81349	M24243/1-A408	.RIVET,BLIND.	1
16	PAFZZ	5315-01-043-2258	81337	5-13-2524P8	.PIN,STRAIGHT,HEADLESS	4
17	XAFZZ		81337	5-13-2524P5	.SKIN SIDE.	1
END OF FIGURE						

UNIT MAINTENANCE
MOBILE KITCHEN TRAILER (MKT)
DROP LEAF TABLE
REPAIR PARTS LIST

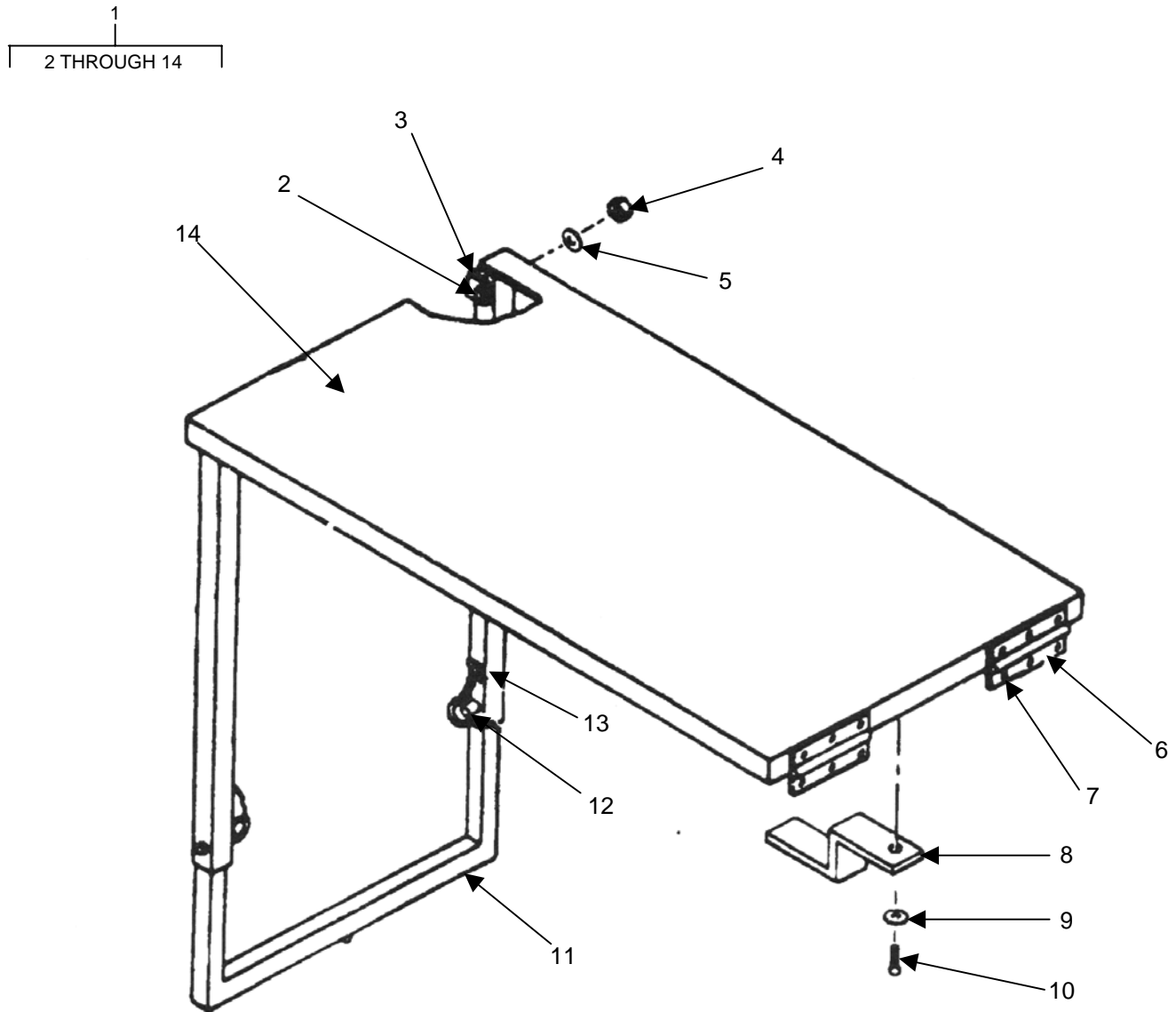


Figure 16. Drop Leaf Table

(1)	(2)	(3)	(4)	(5)	(6)	(7)
ITEM	SMR					
NO	CODE	NSN	CAGEC	PART NUMBER	DESCRIPTION AND USABLE ON CODES (UOC)	QTY
					GROUP 04 CABINET ASSEMBLIES	
					FIGURE 16 DROP LEAF TABLE	
1	PAFFF	7320-01-043-5411	81337	5-13-2549G1	.TABLE ASSEMBLY.....	1
2	PAOZZ	5305-00-207-2297	96906	MS35307-312	..SCREW,CAP,HEXAGON HEAD	2
3	PAFZZ	5340-01-044-1087	81337	5-13-2549P1	..CLEVIS,ROD END.....	2
4	PAOZZ	5310-00-929-1807	81349	M45913/1-4CS3	..NUT,SELF-LOCKING,HEAD	2
5	XDOZZ		96906	MS15795-811	..WASHER,FLAT.....	2
6	XDFZZ		96906	MS35826-12C	..HINGE,BUTT.....	2
7	PAFZZ	5320-00-173-8625	81349	MILR24243-1F404	..RIVET,BLIND.....	12
8	XBOZZ		81337	5-13-2549P22	..LEG TIE DOWN.....	1
9	PAOZZ	5310-00-213-4960	96906	MS51859-4	..WASHER,FLAT.....	1
10	XDOZZ		96906	MS24626-28	..SCREW,TAPPING.....	1
11	PAOZZ	7320-01-045-1127	81337	5-13-2550G1	..LEG ASSEMBLY,LOWER.....	2
12	PAFZZ	5315-01-054-2690	84256	BLDC6-10L4	..PIN,QUICK RELEASE.....	2
13	PAFZZ	5320-01-023-2529	81349	M24243/1-A404	..RIVET,BLIND.....	2
14	XAFZZ		81337	5-13-2548G3	..TABLE TOP ASSEMBLY.....	1
END OF FIGURE						

UNIT MAINTENANCE
MOBILE KITCHEN TRAILER (MKT)
STORAGE CABINET
REPAIR PARTS LIST

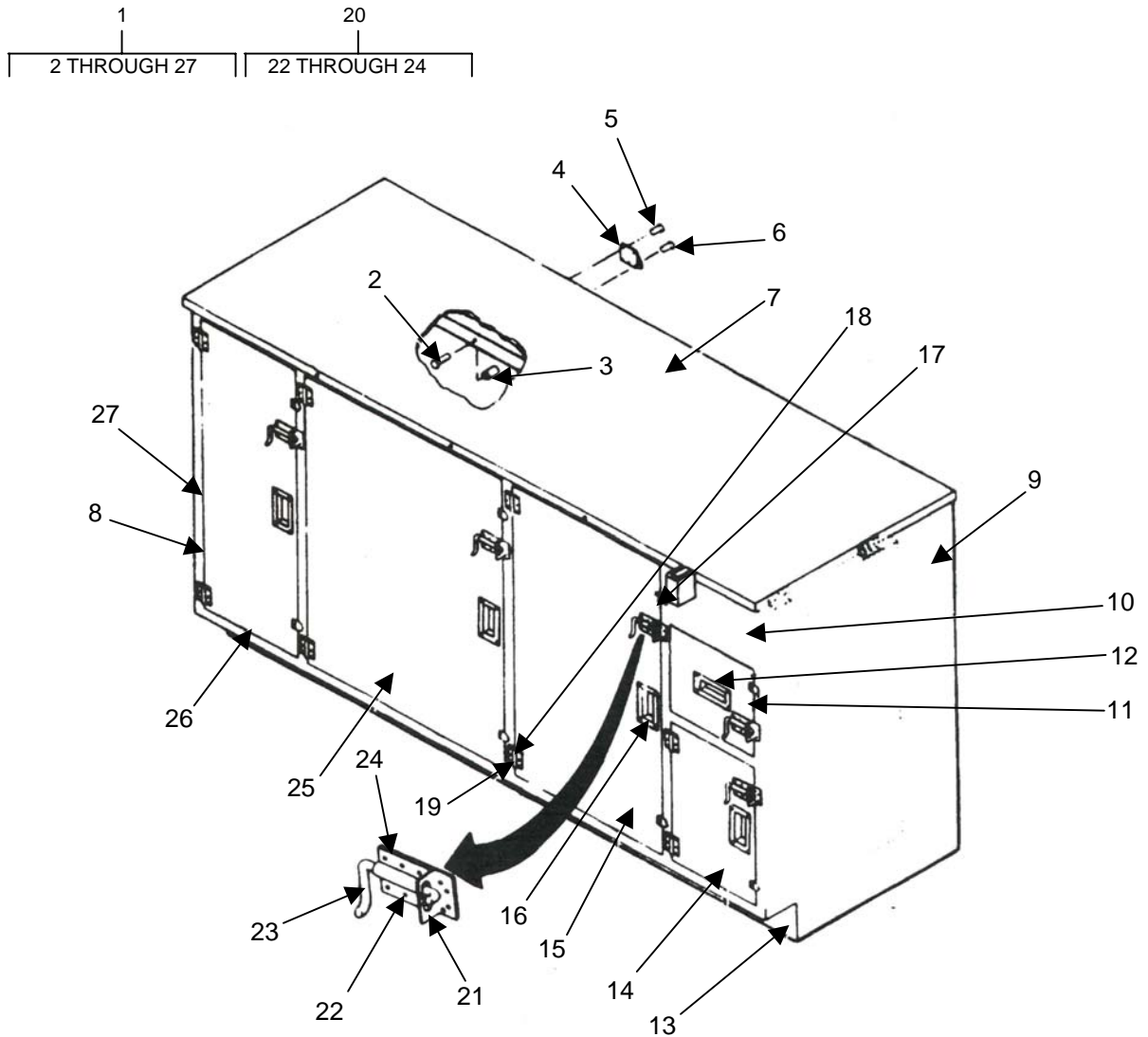


Figure 17. Storage Cabinet
(Sheet 1 of 2)

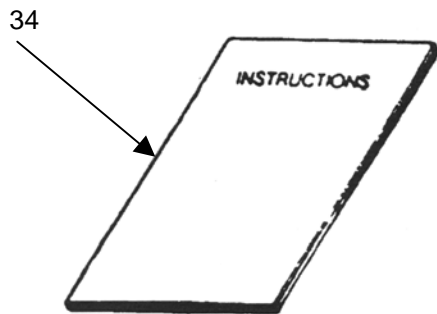
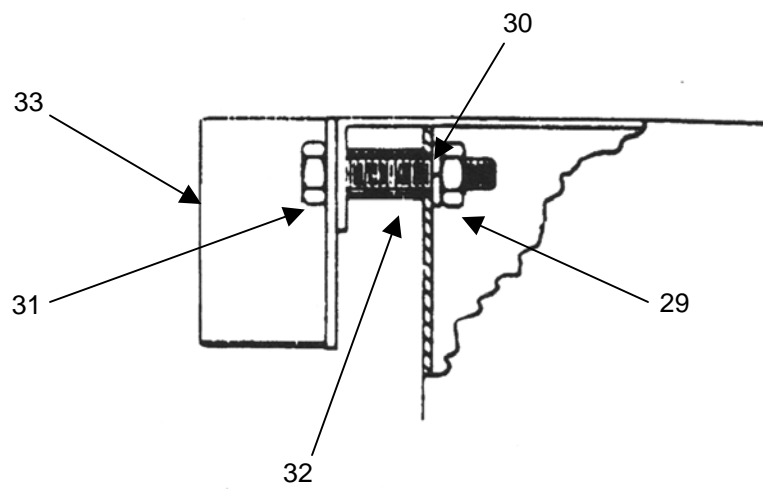
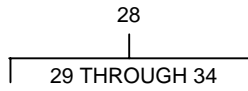


Figure 17. Storage Cabinet
(Sheet 2 of 2)

(1)	(2)	(3)	(4)	(5)	(6)	(7)
ITEM	SMR					
NO	CODE	NSN	CAGEC	PART NUMBER	DESCRIPTION AND USABLE ON CODES (UOC)	QTY
GROUP 04 CABINET ASSMBLIES						
FIGURE 17 STORAGE CABINET						
1	XBOFF		81337	5-13-2527G1	CABINET ASSEMBLY ,STORAGE.....	1
2	PAFZZ	5320-01-015-0699	81349	M24243/1-A612	.RIVET,BLIND.....	3
3	XBFZZ		81337	5-13-2527P31	.SPACER.....	3
4	PAFZZ	5340-00-351-4099	98003	H4734SSW2G	.HANDLE,BAIL.....	2
5	PAFZZ	5320-00-962-4693	81349	MILR24243-1A606	.RIVET,BLIND.....	10
6	PAFZZ	5320-00-493-4104	81349	M24243/5-A606	.RIVET,BLIND.....	2
7	XAFZZ		81337	5-13-2548G1	.PANEL,COUNTER,TOP.....	1
8	XAFZZ		81337	5-13-2506P9	.PANEL,LEFT,LOWER.....	1
9	XAFZZ		81337	5-13-2506P2	.PANEL,SIDE,RH.....	1
10	XAFZZ		81337	5-13-2506P8	.SKIN.....	1
11	XBFZZ		81337	5-13-2529G5	.DRAWER ASSEMBLY ;COMPONENTS SAME AS DOOR ASSY P/N 5-13-2529G2.....	1
12	PAFZZ	5340-01-048-6270	03007	7338-28	.HANDLE,RECESS..... UOC:CWB,DDN,DHL,DZE,EDD,EVF,FMT	1
13	XAFZZ		81337	5-13-2506P7	.PANEL KICK.....	1
14	XBFZZ		81337	5-13-2529G4	.DOOR ASSEMBLY ;COMPONENTS SAME AS DOOR ASSY,P/N 5-13-2529G2.....	1
15	XBFZZ		81337	5-13-2529G2	.DOOR ASSEMBLY.....	1
16	PAFZZ	5340-01-048-6270	03007	7338-28	.HANDLE,RECESS ;(SERIAL NO. 1 THRU 661)..... UOC:CWB	1
17	XBFZZ		81337	5-13-2529P18	.STOP DOOR.....	2
18	XDFZZ		71126	B-4067	.HINGE,BUTT.....	2
19	PAFZZ	5320-01-034-2844	81349	M24243/1-A604	.RIVET,BLIND.....	1
20	PAFZZ	7360-01-116-9257	81337	5-13-2526G3	.LATCH ASSEMBLY,CUTLERY	1
21	XDFZZ		81337	5-13-2526P11	.TAB,BEARING PLATE,CUTLERY RACK	5
22	PAFZZ	5340-01-136-6216	81337	5-13-2526P10	.STRIKE,CATCH.....	1
23	PAFZZ	5340-01-206-9941	81337	5-13-2526P9	.BOLT,SURFACE.....	1
24	PAFZZ	7360-01-116-9258	81337	5-13-2526P12	.PLATE,BEARING,CUTLERY	1
25	XBFZZ		81337	5-13-2529G1	.DOOR ASSEMBLY ;COMPONENTS SAME AS DOOR ASSY,P/N 5-13-2529G2.....	1
26	XBFZZ		81337	5-13-2529G3	.DOOR ASSEMBLY ;COMPONENTS SAME AS DOOR ASSY,P/N 5-13-2529G2.....	1
27	XAFZZ		81337	5-13-2506P1	.PANEL,SIDE,LH.....	1
28	PAOZZ	7360-01-256-6206	81337	5-13-4651	KIT,MOUNTING BRACKET;(DZE SERIAL NO. 1 THRU 1493)..... UOC:CWB,DDN,DHL,DZE,EDD	1
29	PAOZZ	5310-00-913-8881	97403	13218E0320-293	.NUT,PLAIN,HEXAGON ;(DZE SERIAL NO.1 THRU 1493)..... UOC:CWB,DDN,DHL,DZE,EDD	2

(1) ITEM NO	(2) SMR CODE	(3) NSN	(4) CAGEC	(5) PART NUMBER	(6) DESCRIPTION AND USABLE ON CODES (UOC)	(7) QTY
30	PAOZZ	5310-00-637-9541	96906	MS35338-46	.WASHER, LOCK (DZE SERIAL NO. 1 THRU 1493)..... UOC: CWB, DDN, DHL, DZE, EDD	2
31	PAOZZ	5305-00-021-3740	97942	645A560H43	.SCREW, CAP, HEXAGON HEAD (DZE SERIAL NO. 1 THRU 1493)..... UOC: CWB, DDN, DHL, DZE, EDD	2
32	XAOZZ		81337	5-13-4654	.SPACER ; (DZE SERIAL NO. 1 THRU 1494)..... UOC: CWB, DDN, DHL, DZE, EDD	2
33	XAOZZ		81337	5-13-4652 AND 5-13-4653	.BRACKET ; (DZE SERIAL NO. 1 THRU 1493)..... UOC: CWB, DDN, DHL, DZE, EDD	1
34	XAOZZ		81337	5-13-3968	.INSTRUCTION, INSTALL ; (DZE SERIAL NO. 1 THRU 1494)..... UOC: CWB, DDN, DHL, DZE, EDD	1
END OF FIGURE						

UNIT MAINTENANCE
MOBILE KITCHEN TRAILER (MKT)
STORAGE CABINET FRAME
REPAIR PARTS LIST

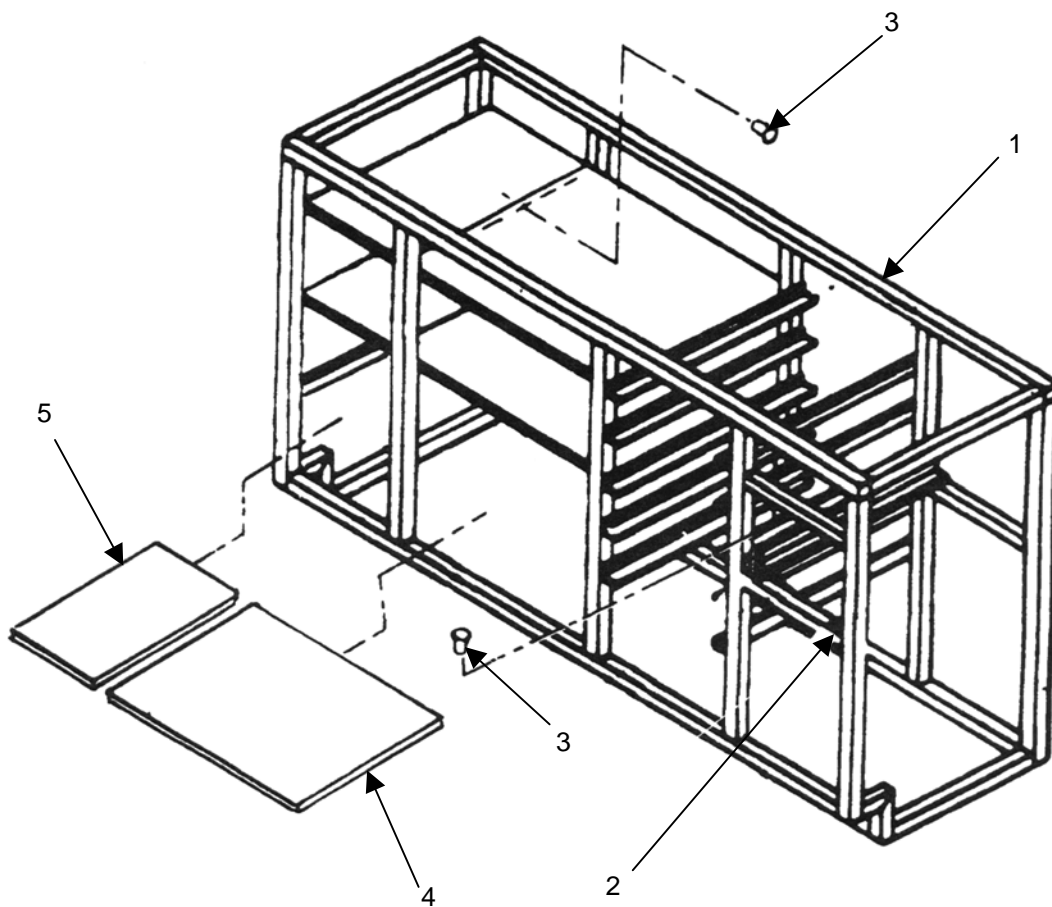


Figure 18. Storage Cabinet Frame

(1)	(2)	(3)	(4)	(5)	(6)	(7)
ITEM	SMR				DESCRIPTION AND USABLE ON CODES (UOC)	QTY
NO	CODE	NSN	CAGEC	PART NUMBER		
					GROUP 04 CABINET ASSEMBLIES	
					FIGURE 18 STORAGE CABINET FRAME	
1	XAFZZ		81337	5-13-2528G1	.FRAME.....	1
2	PAFZZ	5340-01-043-8539	81337	5-13-2528P16	..SLIDE, DRAWER, EXTENSION;TEFLON ...	2
3	PAFZZ	5320-00-619-4028	96906	MS20426-A4-5	..RIVET, SOLID.....	1
4	XAFZZ		81337	5-13-2529G6	..SHELF, SMALL.....	3
5	XAFZZ		81337	5-13-2529P24	..SHELF, LARGE.....	3
END OF FIGURE						

UNIT MAINTENANCE
MOBILE KITCHEN TRAILER (MKT)
CONDIMENT CABINET ASSEMBLY
REPAIR PARTS LIST

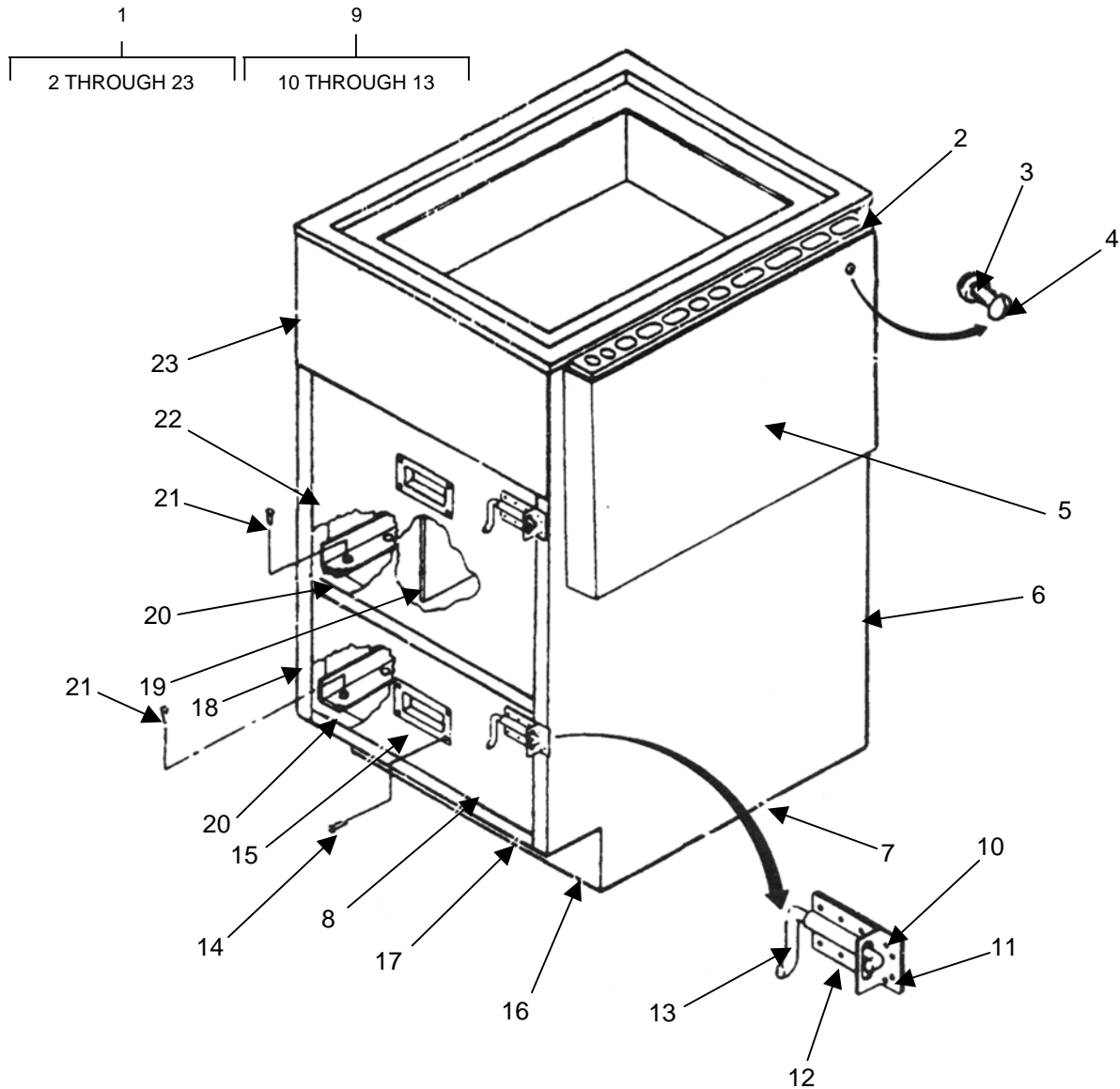


Figure 19. Condiment Cabinet Assembly

(1)	(2)	(3)	(4)	(5)	(6)	(7)
ITEM	SMR					
NO	CODE	NSN	CAGEC	PART NUMBER	DESCRIPTION AND USABLE ON CODES (UOC)	QTY
					GROUP 04 CABINET ASSEMBLIES	
					FIGURE 19 CONDIMENT CABINET	
1	PAOFF	7320-01-043-5414	81337	5-13-2531G1	CABINET ASSEMBLY,CONDIMENT	1
2	PAOZZ	5330-01-204-2578	81337	5-13-2526P5	.RETAINER ,RUBBER.....	1
3	PAOZZ	5310-01-081-0783	46384	HNL-0420-C1	.NUT,SELF-LOCKING,CLINCH	2
4	PAOZZ	5305-00-071-1316	96906	MS51957-80	.SCREW,MACHINE.....	2
5	PAOZZ	7320-01-044-1042	81337	5-13-2526G2	.RACK,CUTLERY,FIELD.....	1
6	XAFZZ		81337	5-13-2531P7	.SKIN,BACK.....	1
7	XAFZZ		81337	5-13-2531P5	.SKIN,SIDE,RH.....	1
8	XBOZZ		81337	5-13-2534G2	.DRAWER ASSEMBLY.....	1
9	PAFZZ	7360-01-116-9257	81337	5-13-2526G3	..LATCH ASSEMBLY,CUTLERY RACK	1
10	PBFZZ	7360-01-116-9258	81337	5-13-2526P12	...PLATE,BEARING,CUTLERY	1
11	XDFZZ		81337	5-13-2526P11	.TAB,BEARING PLATE,CUTLERY	2
12	PAFZZ	5340-01-136-6216	81337	5-13-2526P10	...STRIKE,CATCH.....	1
13	PBFZZ	5340-01-206-9941	81337	5-13-2526P9	...BOLT,SURFACE.....	1
14	PAFZZ	5320-00-083-5009	81349	M24243/1-A403	..RIVET,BLIND.....	1
					UOC:CWB,DDN,DHL,DZE,EDD	
15	PAFZZ	5340-01-048-6270	03007	7338-28	..HANDLE,RECESS.....	1
16	XAFZZ		81337	5-13-2531P9	.PANEL,KICK.....	1
17	XAFZZ		81337	5-13-2532G1	.FRAME ASSEMBLY.....	1
18	XAFZZ		81337	5-13-2531P6	.SKIN,SIDE,LH.....	1
19	XBFZZ		81337	5-13-2534G3	.INSERT DRAWER.....	1
20	PBFZZ	5340-01-043-8539	81337	5-13-2528P16	..SLIDE,DRAWER,EXTENS ON,TEFLON ...	4
21	PAFZZ	5320-00-619-4028	80205	MS20426A4-5	..RIVET,SOLID.....	20
22	XBFZZ		81337	5-13-2534G1	.DRAWER ASSY,FLOUR COMPONENTS SAME AS DRAWER ASSY,P/N 5-13-2534G2.....	1
23	XAFZZ		81337	5-13-2531P8	.PANEL,FRONT.....	1
					END OF FIGURE	

UNIT MAINTENANCE
MOBILE KITCHEN TRAILER (MKT)
ICE CHEST ASSEMBLY 5-13-2544G1
REPAIR PARTS LIST

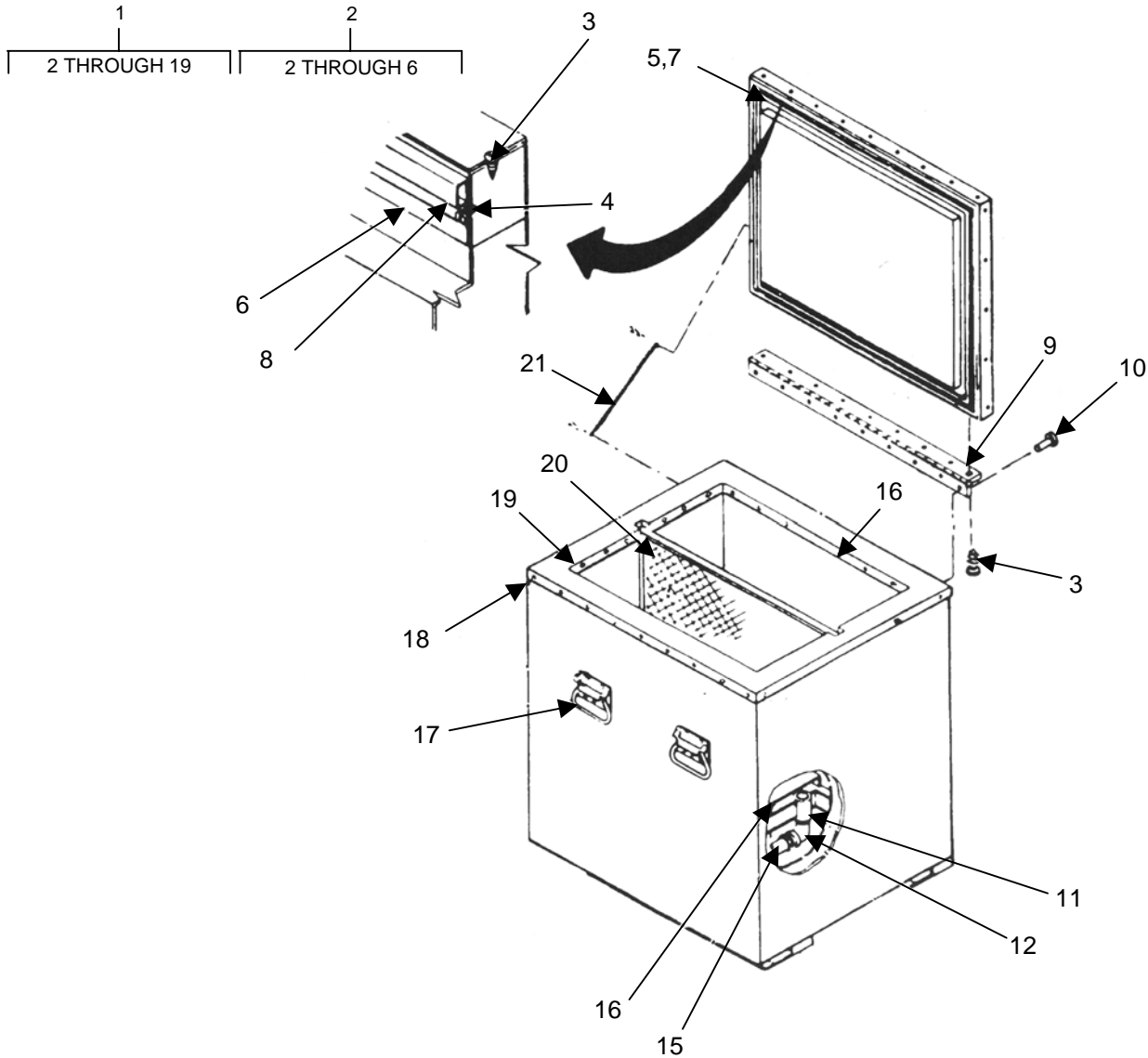


Figure 20. Ice Chest Assembly, P/N 5-13-2544G1

(1) ITEM NO	(2) SMR CODE	(3) NSN	(4) CAGEC	(5) PART NUMBER	(6) DESCRIPTION AND USABLE ON CODES (UOC)	(7) QTY
					GROUP 04 CABINET ASSEMBLIES	
					FIGURE 20 ICE CHEST ASSEMBLY	
1	PAOFF	4110-01-044-2487	32682	5-13-2544G1	CHEST,ICE STORAGE..... UOC:CWB,DDN,DHL,DZE,EDD,EVF,FMT	1
2	PAOOO	4110-01-045-5679	32682	5-13-2545G1	.LID ASSEMBLY,ICE CHEST UOC:CWB,DDN,DHL,DZE,EDD,EVF,FMT	1
3	PAOZZ	5305-00-497-7406	96906	MS51862-6C	. .SCREW,TAPPING..... UOC:CWB,DDN,DHL,DZE,EDD,EVF,FMT	28
4	PAOZZ	5305-00-497-7401	96906	MS51861-25C	. .SCREW,TAPPING.....	44
5	PAOZZ	5330-01-054-7481	81337	5-13-2545 ITEM P 8	. .RETAINER,SEAL ,SHORT..... UOC:CWB,DDN,DHL,DZE,EDD,EVF,FMT	2
6	PAOZZ	5330-01-184-1741	81337	5-13-2545P7	. .RETAINER,SEAL ,LONG..... UOC:CWB,DDN,DHL,DZE,EDD,EVF,FMT	2
7	MOOZZ		81337	5-13-2545P14	. .GASKET,LID,SHORT MAKE FROM 74951, V-1234-25;27 3/4 IN. LG. ;MITER ENDS 45 DEGREES..... UOC:CWB,DDN,DHL,DZE,EDD,EVF,FMT	2
8	MOOZZ		81337	5-13-2545P15	. .GASKET,LID,LONG MAKE FROM 74951, PN V-1234-25; 23 3/4 IN. LG; MITER ENDS 45 DEGREES..... UOC:CWB,DDN,DHL,DZE,EDD,EVF,FMT	2
9	PAFZZ	5340-01-118-8098	96906	MS35825-11C	.HINGE,BUTT..... UOC:CWB,DDN,DHL,DZE,EDD,EVF,FMT	1
10	PAFZZ	5320-00-962-4693	81349	MILR24243-1A606	.RIVET,BLIND..... UOC:CWB,DDN,DHL,DZE,EDD,EVF,FMT	29
11	XAFZZ		81337	5-13-2544P16	.COUPLING..... UOC:CWB,DDN,DHL,DZE,EDD,EVF,FMT	1
12	PAOZZ	4730-01-046-3525	81337	5-13-2544P17	.ELBOW,PIPE TO HOSE..... UOC:CWB,DDN,DHL,DZE,EDD,EVF,FMT	1
13	PAFZZ	5320-01-197-1605	81349	M24243/1-A616	.RIVET,BLIND..... UOC:CWB,DDN,DHL,DZE,EDD,EVF,FMT	36
14	XBFZZ		81337	5-13-2544P7	.SKID..... UOC:CWB,DDN,DHL,DZE,EDD,EVF,FMT	2
15	PAOZZ	4720-01-044-8215	81337	5-13-2544P19	.HOSE,NONMETALLIC..... UOC:CWB,DDN,DHL,DZE,EDD,EVF,FMT	1
16	PAOZZ	4110-01-045-1800	32682	5-13-2544P14	.FLOOR BOARD,ICE CHEST UOC:CWB,DDN,DHL,DZE,EDD,EVF,FMT	1
17	PAFZZ	5340-00-351-4099	98003	H4734SSW2G	.HANDLE,BAIL..... UOC:CWB,DDN,DHL,DZE,EDD,EVF,FMT	4
18	PAFZZ	5320-00-850-3266	81349	MILR24243-1A602	.RIVET,BLIND..... UOC:CWB,DDN,DHL,DZE,EDD,EVF,FMT	37

(1)	(2)	(3)	(4)	(5)	(6)	(7)
ITEM	SMR					
NO	CODE	NSN	CAGEC	PART NUMBER	DESCRIPTION AND USABLE ON CODES (UOC)	QTY
19	XAFZZ		81337	5-13-2544P3	.CAP..... UOC:CWB,DDN,DHL,DZE,EDD,EVF,FMT	1
20	PAOZZ	4110-01-045-5678	32682	5-13-2545G2	.DEVIDER ASSEMBLY,ICE CHEST UOC:CWB,DDN,DHL,DZE,EDD,EVF,FMT	1
21	PAFZZ	4010-00-228-9943	19203	8850124	.CHAIN,WELDLESS ;12 IN. LG..... UOC:CWB,DDN,DHL,DZE,EDD,EVF,FMT	2
END OF FIGURE						

UNIT MAINTENANCE
MOBILE KITCHEN TRAILER (MKT)
ICE CHEST ASSEMBLY A-A-52218
REPAIR PARTS LIST

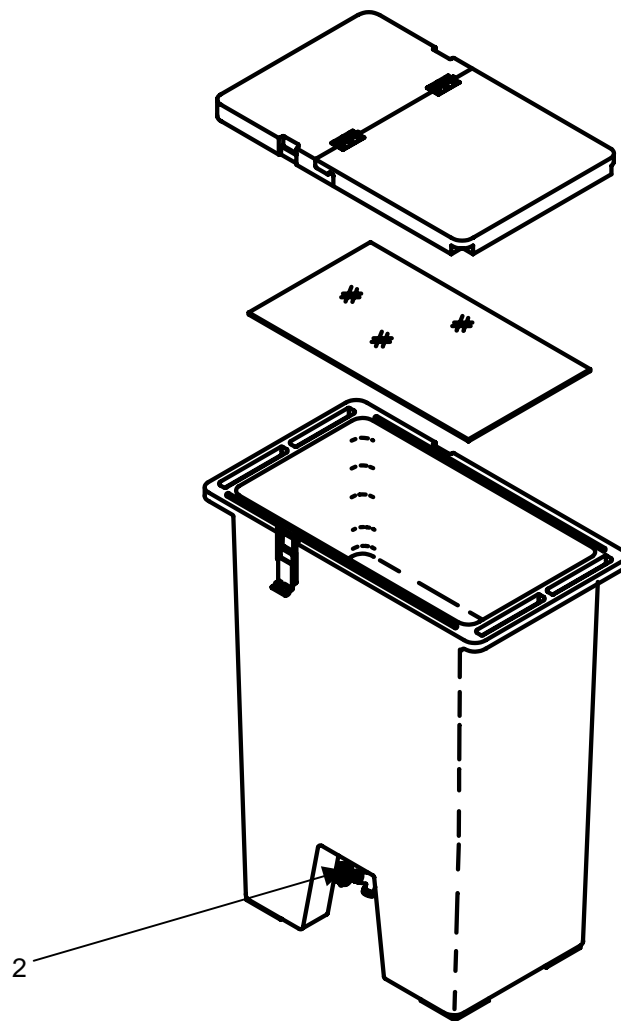
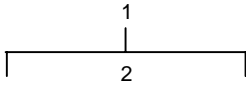


Figure 18. Ice Chest Assembly, P/N A-A-52218

(1) ITEM NO	(2) SMR CODE	(3) NSN	(4) CAGEC	(5) PART NUMBER	(6) DESCRIPTION AND USABLE ON CODES (UOC)	(7) QTY
					GROUP 04 CABINET ASSEMBLIES	
					FIGURE 21 ICE CHEST ASSEMBLY	
1	PAOFF	4110-01-452-7317	81337	AA52218-II2	CHEST,ICE STORAGE;TYPE 2, CLASS 2, GREEN.....	1
1	PAOFF	4110-01-452-7315	81337	AA52218-III1	CHEST,ICE STORAGE;TYPE 2, CLASS 1, TAN.....	1
2	PAOZZ	4110-01-465-4559	21669	60222	CHEST,ICE FAUCET.....	1
					END OF FIGURE	

UNIT MAINTENANCE
MOBILE KITCHEN TRAILER (MKT)
LADDER ASSEMBLY AND HANDRAILS
REPAIR PARTS LIST

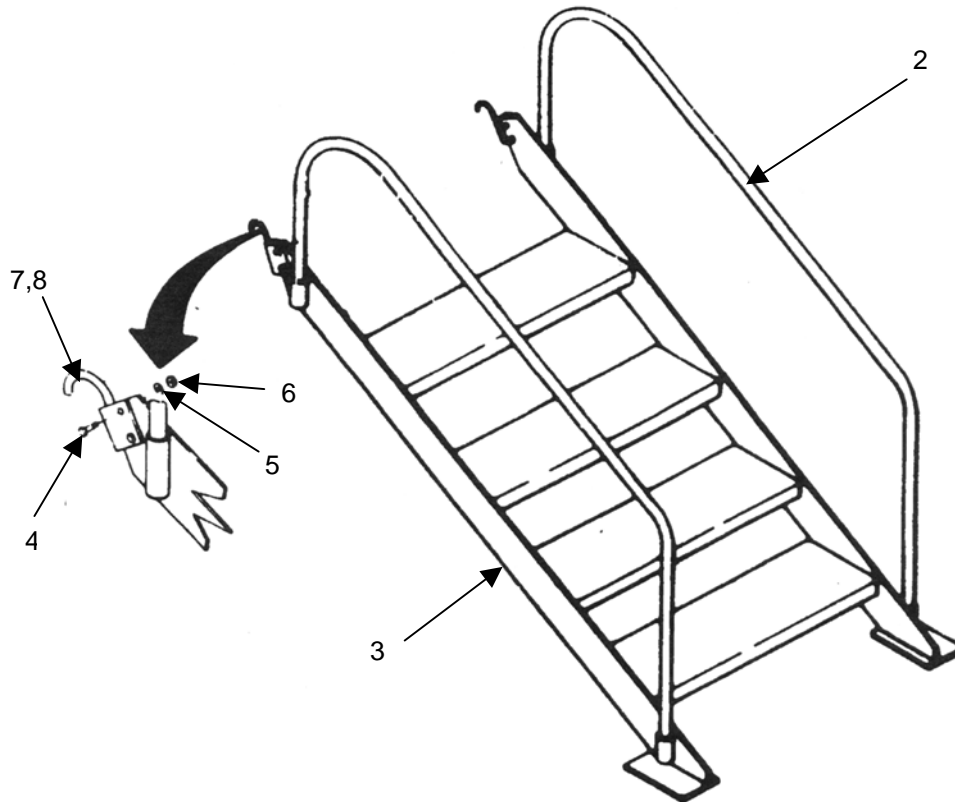
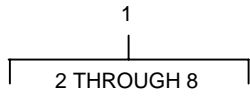


Figure 22. Ladder Assembly and Handrails
(Sheet 1 of 2)

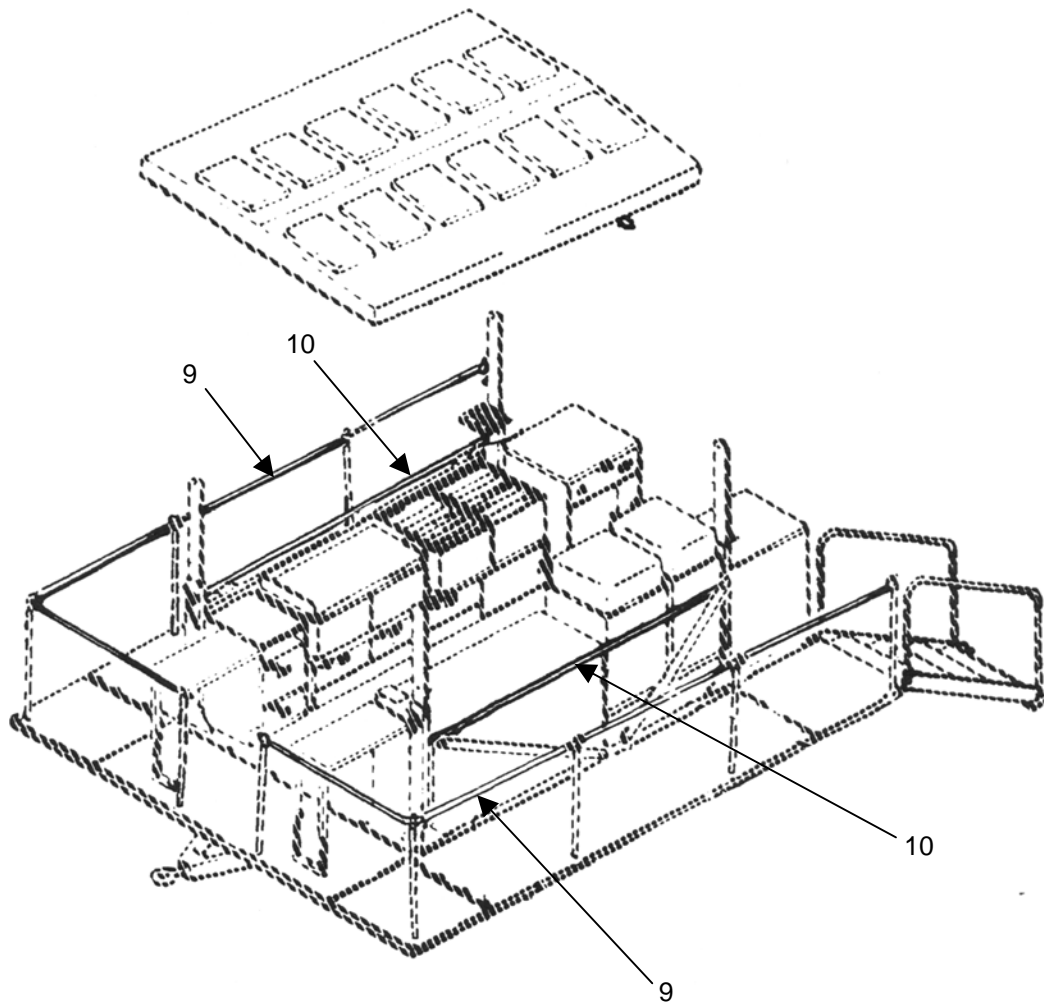


Figure 22. Ladder Assembly and Handrails
(Sheet 2 of 2)

(1) ITEM NO	(2) SMR CODE	(3) NSN	(4) CAGEC	(5) PART NUMBER	(6) DESCRIPTION AND USABLE ON CODES (UOC)	(7) QTY
					GROUP 05 LADDER ASSEMBLY	
					FIGURE 22 LADDER ASSEMBLY AND RAIL	S
1	XBOFF		81337	5-13-2523G1	LADDER ASSEMBLY.....	3
2	PAOZZ	7360-01-043-5418	81337	5-13-2523P2	.RAIL,HAND.....	2
3	XBFZZ		81337	5-13-2523P14	.STEP ASSY.....	4
4	PAOZZ	5305-00-576-5417	26687	652-5479	.SCREW,CAP,HEXAGON HEAD	4
5	PAOZZ	5310-00-802-4701	80205	MS15795-813	.WASHER,FLAT.....	8
6	PAOZZ	5310-00-914-6028	81349	M45913/1-6CS3	.NUT,SELF-LOCKING,HEXAGON	4
7	PAOZZ	5342-01-043-2262	81337	5-13-2523P5	.HOOK,RETAINING,RH.....	1
8	PAOZZ	5342-01-043-2261	81337	5-13-2523P6	.BRACKET,LADDER,LH.....	1
9	PAOZZ	7360-01-043-5419	81337	5-13-2502P23	HANDRAIL,ALUMINUM.....	10
10	XBOZZ		81337	5-13-2502P59	RAIL,SAFETY.....	2
END OF FIGURE						

UNIT MAINTENANCE
MOBILE KITCHEN TRAILER (MKT)
TIE DOWN STRAP ASSEMBLIES
REPAIR PARTS LIST

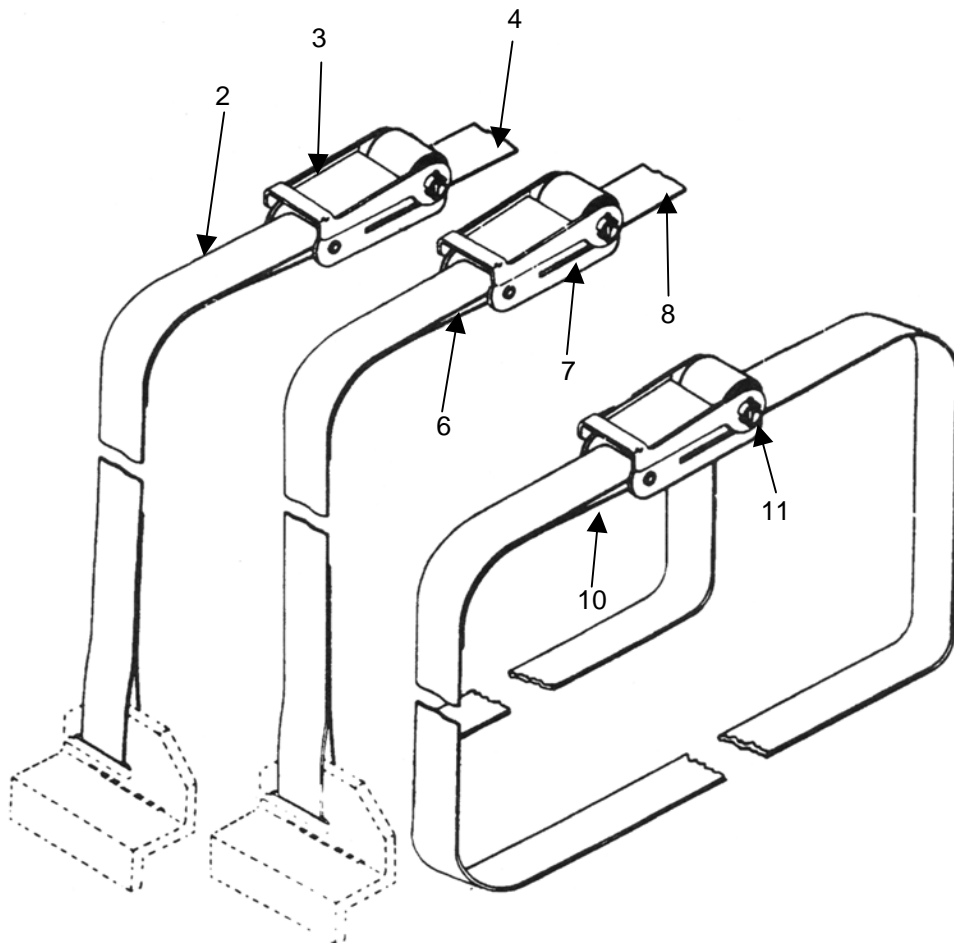
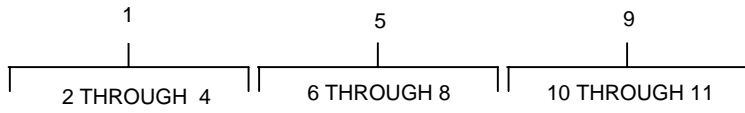


Figure 23. Tie Down Strap Assemblies

(1) ITEM NO	(2) SMR CODE	(3) NSN	(4) CAGEC	(5) PART NUMBER	(6) DESCRIPTION AND USABLE ON CODES (UOC)	(7) QTY
					GROUP 06 TIE DOWN STRAP ASSEMBLY	
					FIGURE 23 TIE DOWN STRAP ASSEMBLY	S
1	PAOFF	5340-01-043-5409	81337	5-13-2552G1	STRAP,WEBBING ,CABINET; 1.75 IN W X 260 IN LG.....	2
2	XDOFF		81337	5-13-2552P1	.STRAP,CARGO 1.75 IN W X 218 IN LG.	1
3	XDOZZ		01276	FE7700-1	.BUCKLE.....	1
4	XDOFF		81337	5-13-2552P3	.STRAP,CARGO 1.75 IN W X 42 IN LG..	1
5	PAOFF	5340-01-043-8475	81337	5-13-2552G2	STRAP,WEBBING ,AISLE; 1.75 IN W X 162 IN LG.....	1
6	XDOFF		81337	5-13-2552P2	.STRAP,CARGO 1.75 IN LG X 144 IN LG	1
7	XDOZZ		01276	FE7700-1	.BUCKLE.....	1
8	XDOFF		81337	5-13-2552P4	.STRAP,CARGO 1.75 IN W X 18 IN LG..	1
9	PAOFA	5340-01-453-0578	81337	5-13-2552G4	STRAP,WEBBING ,DISPENSER;1.75 IN W X 236 IN LG.....	1
10	XDOFF		81337	5-13-2552P7	.STRAP,CARGO 1.75 IN LG X 236 IN LG	1
11	XDOZZ		01276	FE7700-1	.BUCKLE.....	1
END OF FIGURE						

UNIT MAINTENANCE
MOBILE KITCHEN TRAILER (MKT)
PLATFORM ASSEMBLY
REPAIR PARTS LIST

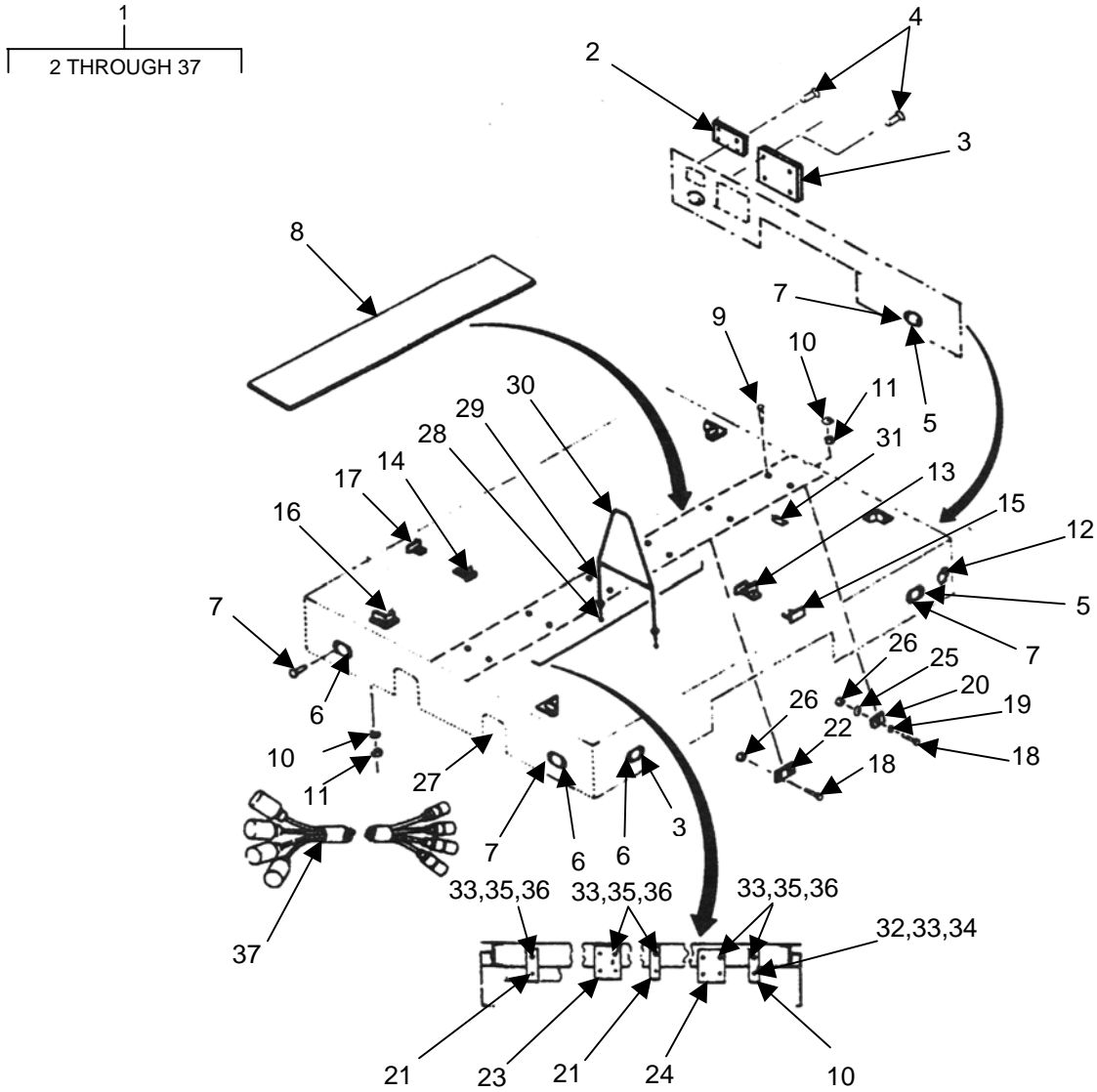


Figure 24. Platform Assembly

(1)	(2)	(3)	(4)	(5)	(6)	(7)
ITEM	SMR					
NO	CODE	NSN	CAGEC	PART NUMBER	DESCRIPTION AND USABLE ON CODES (UOC)	QTY
					GROUP 07 PLATFORM AND RAMP ASSEMBLY	
					FIGURE 24 PLATFORM ASSEMBLY	
1	XBFFF		81337	5-13-2510G1	PLATFORM ASSEMBLY.....	1
2	PAFZZ	9905-01-054-8978	81337	5-13-2512P25	.PLATE, IDENTIFICATION	1
3	XDFZZ		81337	5-13-3995	PLATE, INSTRUCTION, HELICOPTER EXTERNAL LOAD TRANSPORT..... UOC: EVF, FMT, FRW	1
4	XDFZZ	5320-01-023-2529	81349	M24243/1-A404	.RIVET, BLIND.....	8
5	PAOZZ	9905-00-202-3639	58536	AA52428-2	.REFLECTOR, INDICATING, AMBER	4
6	PAOZZ	9905-00-205-2795	58536	AA52428-1	.REFLECTOR, INDICATING, RED	4
7	PAOZZ	5305-00-067-9907	96906	MS24622-42	.SCREW, TAPPING.....	16
8	PAOZZ	7220-00-034-7225	81348	ZZM71	MATTING, FLOOR.....	1
9	PAOZZ	5306-00-226-4825	80204	B1821BH031C075N	.BOLT, MACHINE.....	12
10	PAOZZ	5310-00-802-4701	80205	MS15795-813	.WASHER, FLAT.....	12
11	PAOZZ	5310-00-984-3806	81349	M45913/1-CG5C	.NUT, SELF-LOCKING, HEXAGON	12
12	XDFZZ		81337	5-13-2572P5	.STRUT, BASE.....	4
13	XBOZZ		81337	5-13-2538P2	.BRACKET, INNER, RT.....	1
14	XBOZZ		81337	5-13-2538P3	.BRACKET, INNER, LT.....	1
15	XBOZZ		81337	5-13-2538P5	.BRACKET, OUTER, RT.....	2
16	XBOZZ		81337	5-13-2538P1	.BRACKET, CORNER.....	4
17	XBOZZ		81337	5-13-2538P6	BRACKET, INNER, LS.....	1
18	PAOZZ	5305-00-725-4183	80205	MS90726-113	.SCREW, CAP, HEXAGON HEAD	28
					UOC: CWB, DDN, DHL, DZE, EDD	
19	PAOZZ	5310-00-767-9425	80205	MS15795-818	.WASHER, FLAT.....	28
					UOC: CWB, DDN, DHL, DZE, EDD	
20	XDOZZ		81337	5-13-2510P4-REV. J	.TIE PLATE, TWO HOLE (.531 DIA. HOLES).....	6
					UOC: CWB, DDN, DHL, DZE, EDD	
21	XDOZZ		81337	5-13-2510P4-REV. M	.TIE PLATE, TWO HOLE (.656 DIA.), (SERIAL NO. 268 AND SUB).....	6
					UOC: DZE, EVF, FMT, FRW	
22	XDOZZ		81337	5-13-2510P3-REV. J	.TIE PLATE, FOUR HOLE (.531 DIA. HOLES).....	4
					UOC: CWB, DDN, DHL, DZE, EDD	
23	XDOZZ		81337	5-13-2510P3-REV. K	.TIE PLATE, FOUR HOLE (.656 DIA.), (SERIAL NO. 268 AND SUB).....	2
					UOC: DZE, EVF, FMT, FRW	
24	XDOZZ		81337	5-13-2510P18-REV. .K	.TIE PLATE, FOUR HOLE (.656 DIA.), (SERIAL NO. 268 AND SUB).....	2
					UOC: DZE, EVF, FMT, FRW	

(1) ITEM NO	(2) SMR CODE	(3) NSN	(4) CAGEC	(5) PART NUMBER	(6) DESCRIPTION AND USABLE ON CODES (UOC)	(7) QTY
25	XDOZZ		96906	MS35338-48	. WASHER, LOCK..... UOC: CWB, DDN, DHL, DZE, EDD	2
26	PAOZZ	5310-00-982-4973	96906	MS17830-8F	. NUT, SELF-LOCKING, HE XAGON..... UOC: CWB, DDN, DHL, DZE, EDD	26
27	XAFZZ		81337	5-13-2512P15	. . GUARD TAIL LIGHT.....	2
28	PAOZZ	5310-00-225-6993	81349	M45913/1-8CG5C	. NUT, SELF-LOCKING, HEXAGON	2
29	XDOZZ		80205	MS15795-743	. WASHER, FLAT.....	2
30	XBOOO		81337	5-13-2512G6	HOOK ASSY, TIE DOWN.....	2
31	XAFZZ		81337	5-13-2517P1	. . HOOK TIE DOWN.....	1
32	PAOZZ	5305-00-724-5910	80205	MS90725-162	. SCREW, CAP, HEXAGON HEAD; (SERIAL NO. 268 AND SUB)..... UOC: DZE, EVF, FMT, FRW	2
33	PAOZZ	5310-00-614-3505	80205	MS15795-820	. WASHER, FLAT ; (SERIAL NO. 268 AND SUB)..... UOC: DZE, EVF, FMT, FRW	28
34	PAOZZ	5310-00-820-6653	96906	MS35338-50	. WASHER, LOCK ; (SERIAL NO. 268 AND SUB)..... UOC: DZE, EVF, FMT, FRW	2
35	PAOZZ	5310-00-225-6408	81349	M45913/1-10FG5C	. NUT, SELF-LOCKING, HEXAGON; (SERIAL NO. 268 AND SUB)..... UOC: DZE, EVF, FMT, FRW	26
36	PAOZZ	5305-00-726-2550	80204	B1821BH063F175N	. SCREW, CAP, HEXAGON HEAD; (SERIAL NO. 268 AND SUB)..... UOC: DZE, EVF, FMT, FRW	26
37	PAOZZ	7360-01-043-5422	81337	5-13-2543G1	. EXTENSION HARNESS ASSEMBLY, TAIL LIGHT	2

END OF FIGURE

UNIT MAINTENANCE
MOBILE KITCHEN TRAILER (MKT)
SHOCK ABSORBER
REPAIR PARTS LIST

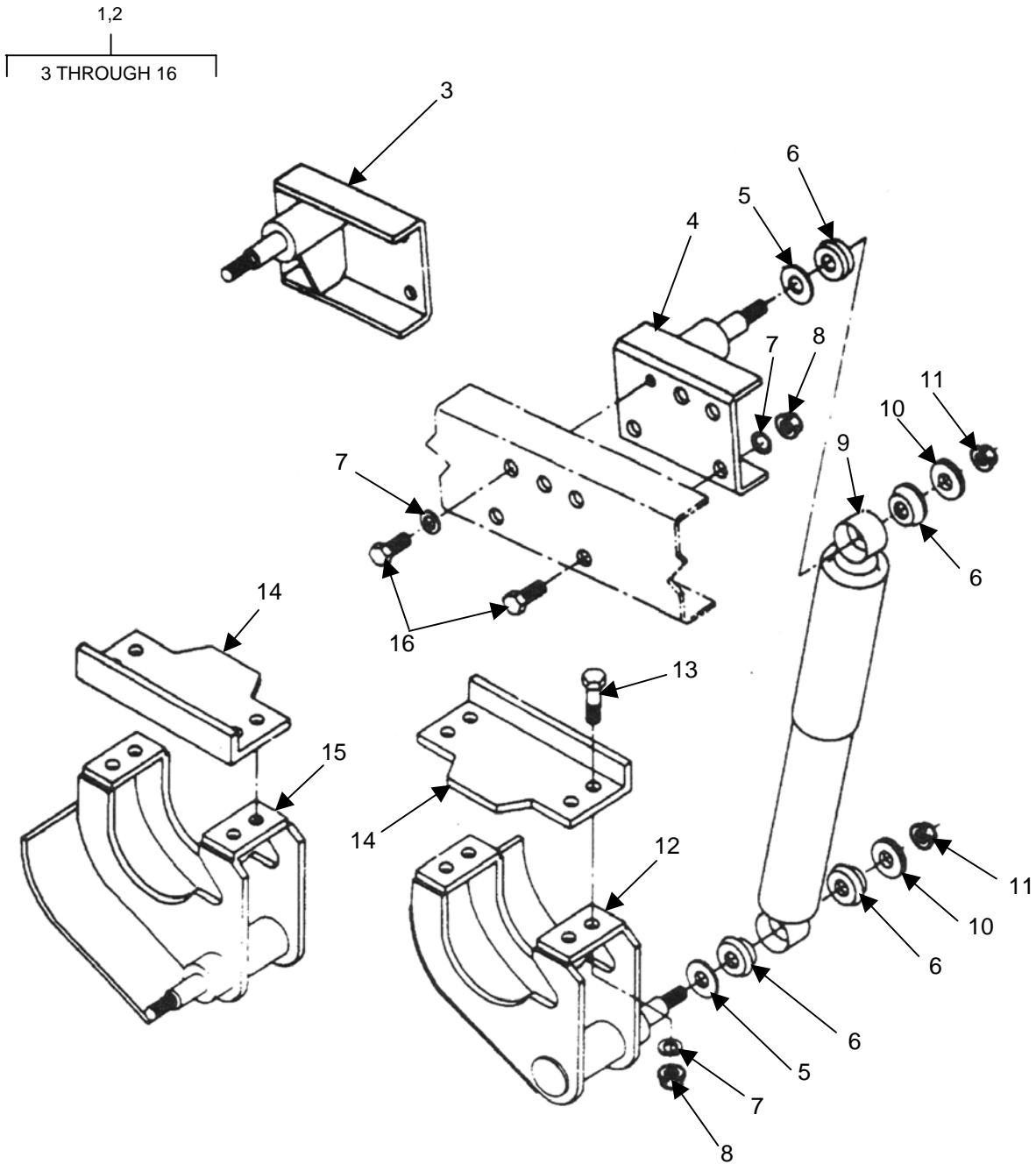


Figure 25. Shock Absorber

(1)	(2)	(3)	(4)	(5)	(6)	(7)
ITEM	SMR					
NO	CODE	NSN	CAGEC	PART NUMBER	DESCRIPTION AND USABLE ON CODES (UOC)	QTY
					GROUP 07 PLATFORM AND RAMP ASSEMBLY	
					FIGURE 25 SHOCK ABSORBER	
1	XBOOO		81337	5-13-2507G2	.SHOCK ABSORBER KIT; RIGHT SIDE COMPONENTS.....	1
2	XBOOO		81337	5-13-2507G1	.SHOCK ABSORBER KIT; LEFT SIDE COMPONENTS SAME AS RIGHT SHOCK ABSORBER P/N 5-13-2507G2 EXCEPT WHERE ANNOTATED.....	1
3	XBOZZ		81337	5-13-2508G1	..BRACKET ASSEMBLY ,USED ON LEFT SHOCK ABSORBER ONLY.....	1
4	XBOZZ		81337	5-13-2508G2	..BRACKET ASSEMBLY ,USED ON RIGHT SHOCK ABSORBER ONLY.....	1
5	PAOZZ	5310-00-733-9465	19207	7339465	..WASHER, RECESSED.....	2
6	PAOZZ	5365-00-275-4519	76445	OE11866	..BUSHING, NONMETALLIC ,SHOCK ABSORBER MOUNTING.....	4
7	XDOZZ		96906	MS35338-48	..WASHER, LOCK.....	9
8	PAOZZ	5310-00-732-0560	96906	MS51968-14	..NUT, PLAIN, HEXAGON.....	8
9	PAOZZ	2510-00-886-8061	19207	8716882	..SHOCK ABSORBER, DIRECT ACTION ...	1
10	PAOZZ	5310-00-820-6653	96906	MS35338-50	..WASHER, LOCK.....	2
11	PAOZZ	5310-00-763-8905	96906	MS51968-20	..NUT, PLAIN, HEXAGON.....	2
12	XBOZZ		81337	5-13-2508G5	..BRACKET ASSY, AXLE ,USED ON RIGHT SHOCK ABSORBER ONLY.....	1
13	PAOZZ	5305-00-719-5235	80204	B1821BH050F175N	..SCREW, CAP, HEXAGON HEAD	4
14	XBOZZ		81337	5-13-2508G3	..MOUNTING ASSY, AXLE.....	1
15	XBOZZ		81337	5-13-2508G4	..BRACKET ASSY, AXLE ,USED ON LEFT SHOCK ABSORBER ONLY.....	1
16	PAOZZ	5305-00-719-5219	96906	MS90727-111	..SCREW, CAP, HEXAGON HEAD	5
END OF FIGURE						

UNIT MAINTENANCE
MOBILE KITCHEN TRAILER (MKT)
LEVELING JACK ASSEMBLY ATTACHING HARDWARE
REPAIR PARTS LIST

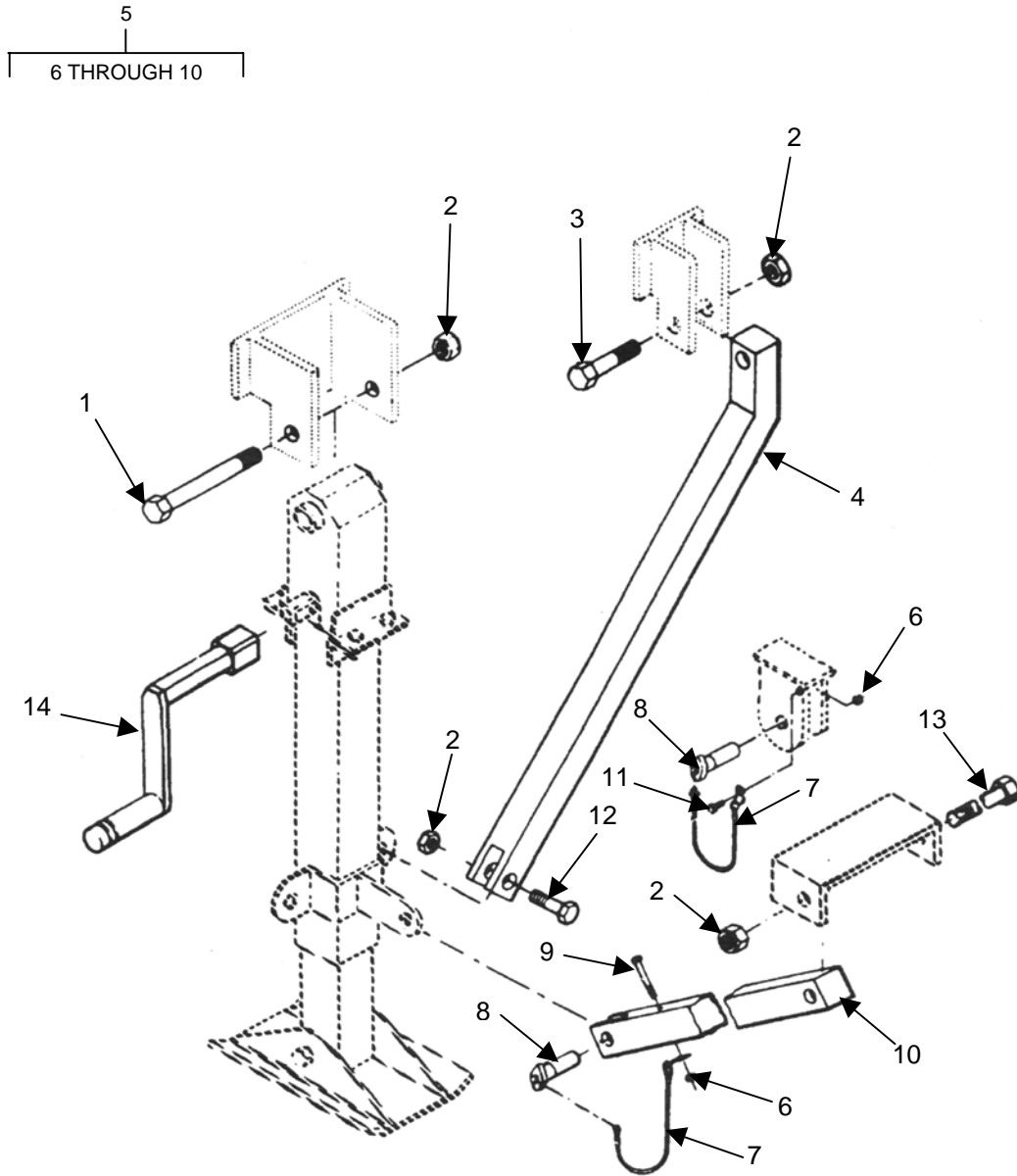


Figure 26. Leveling Jack Assembly Attaching Hardware

(1)	(2)	(3)	(4)	(5)	(6)	(7)
ITEM	SMR					
NO	CODE	NSN	CAGEC	PART NUMBER	DESCRIPTION AND USABLE ON CODES (UOC)	QTY
					GROUP 07 PLATFORM AND RAMP ASSEMBLY	
					FIGURE 26 LEVELING JACK ATTACHING HARDWARE	
1	PAOZZ	5305-01-045-5829	81337	5-13-2513P14	.SCREW,CAP,HEXAGON HEAD	4
2	PAOZZ	5310-00-067-6356	81349	M45913/2-12CG5C	.NUT,SELF-LOCKING,HEEAD	16
3	PAOZZ	5305-00-939-9206	80205	MS90725-193	.SCREW,CAP,HEXAGON HEAD	4
4	PAOZZ	7360-01-044-2710	81337	5-13-2514P6	.ARM STABILIZER.....	4
5	PAOOO	7360-01-044-5097	81337	5-13-2514G5	.BRACE ASSEMBLY,JACK.....	4
6	PAOZZ	5310-00-929-1807	81349	M45913/1-4CS3	.NUT,SELF-LOCKING,HEXAGON	4
7	XDOZZ		83014	LW1023-1-6	.LANYARD,LOCKING PIN.....	4
8	PAOZZ	5315-00-702-3133	80205	MS17985C1216	.PIN,QUICK RELEASE.....	4
9	PAOZZ	5305-00-721-8010	96906	MS35307-314	.SCREW,CAP,HEXAGON HEAD	1
10	PAOZZ	7360-01-044-5095	81337	5-13-2514P8	.BRACE,JACK.....	1
11	PAOZZ	5305-00-702-4523	96906	MS35307-306	.SCREW,CAP,HEXAGON HEAD	4
12	PAOZZ	5305-00-922-7994	80204	B1821BH075C250N	.SCREW,CAP,HEXAGON HEAD	4
13	PAOZZ	5306-01-043-2250	81337	5-13-2513P15	.BOLT,MACHINE ;3/4-10 UNC-2A X 8 1/2 IN LG STL 1010 CD PL.....	4
14	PAOZA	5120-01-044-8224	81337	5-13-2514P9	.HANDLE,MECHANICAL JACK	4
END OF FIGURE						

UNIT MAINTENANCE
MOBILE KITCHEN TRAILER (MKT)
LEVELING JACK ASSEMBLY
REPAIR PARTS LIST

1
2 THROUGH 22

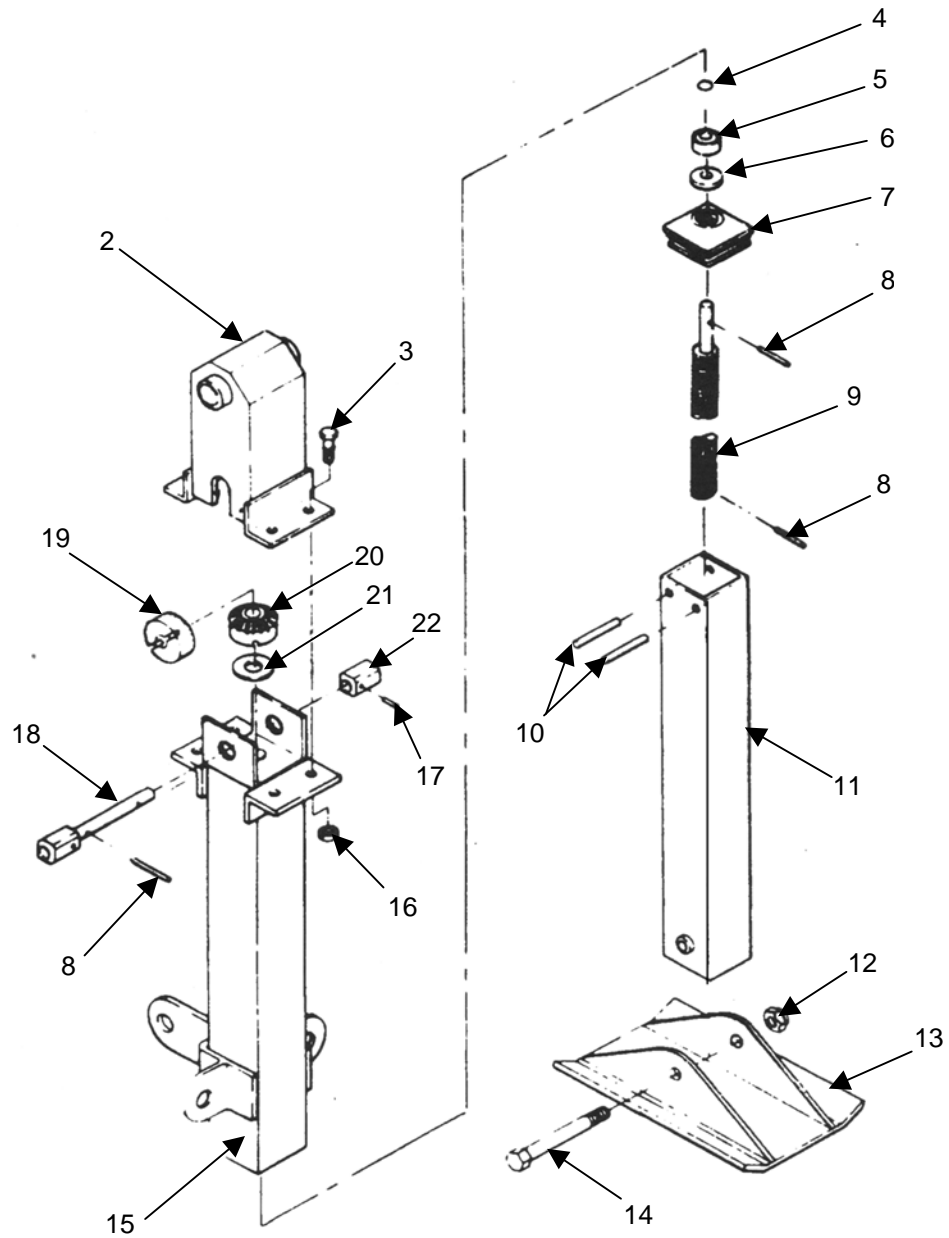


Figure 27. Leveling Jack Assembly

(1)	(2)	(3)	(4)	(5)	(6)	(7)
ITEM	SMR					
NO	CODE	NSN	CAGEC	PART NUMBER	DESCRIPTION AND USABLE ON CODES (UOC)	QTY
GROUP 07 PLATFORM AND RAMP ASSEMBLY						
FIGURE 27 LEVELING JACK ASSEMBLY						
1	PAOFF	5120-01-246-9259	81337	5-13-4611	.JACK,LEVELING-SUPPORT	4
2	XDFZZ		81337	5-13-4612	..HOUSING.....	1
3	PAFZZ	5305-00-071-2067	80204	B1821BH050C125N	..SCREW,CAP,HEXAGON HEAD	4
4	XDFZZ		81337	5-13-4619	..SPACER.....	1
5	PAFZZ	3110-00-120-4464	21760	CS791	..BEARING,BALL,THRUST.....	1
6	XDFZZ		81337	5-13-4620	..WASHER,THRUST.....	1
7	XDFZZ		81337	5-13-4622	..NUT.....	1
8	XDFZZ		81337	5-13-3994	..PIN,GROOVED,HEADLESS	3
9	XDFZZ		81337	5-13-4621	..LEADSCREW.....	2
10	XDFZZ		96906	MS16555-658	..PIN,STRAIGHT.....	2
11	XDFZZ		81337	5-13-4623	..COLUMN.....	1
12	PAFZZ	5310-00-225-6993	81349	M45913/1-8CG5C	..NUT,SELF-LOCKING,HEXAGON	1
13	PAFZZ	2590-01-255-6371	81337	5-13-4624	..SHOE,JACK-SUPPORT.....	1
14	PAFZZ	5305-00-071-1783	80204	B1821BH050C425N	..SCREW,CAP,HEXAGON HEAD	1
15	XAFZZ		81337	5-13-4613	..COLUMN,SUPPORT ASSEMBLY.....	1
16	PAFZZ	5310-00-225-6993	81349	M45913/1-8CG5C	..NUT,SELF-LOCKING,HEXAGON	4
17	XDFZZ		81337	5-13-3993	..PIN,GROOVED,HEADLESS	2
18	XDFZZ		81337	5-13-4614	..SHAFT.....	1
19	PAFZZ	3020-01-261-1710	32682	5-13-4615	..GEAR,BEVEL.....	1
20	PAFZZ	3020-01-261-1711	32682	5-13-4617	..GEAR,BEVEL.....	1
21	XDFZZ		81337	5-13-4618	..WASHER.....	1
22	XDFZZ		81337	5-13-4616	..KNOB.....	2
END OF FIGURE						

UNIT MAINTENANCE
MOBILE KITCHEN TRAILER (MKT)
RAMP ASSEMBLY
REPAIR PARTS LIST

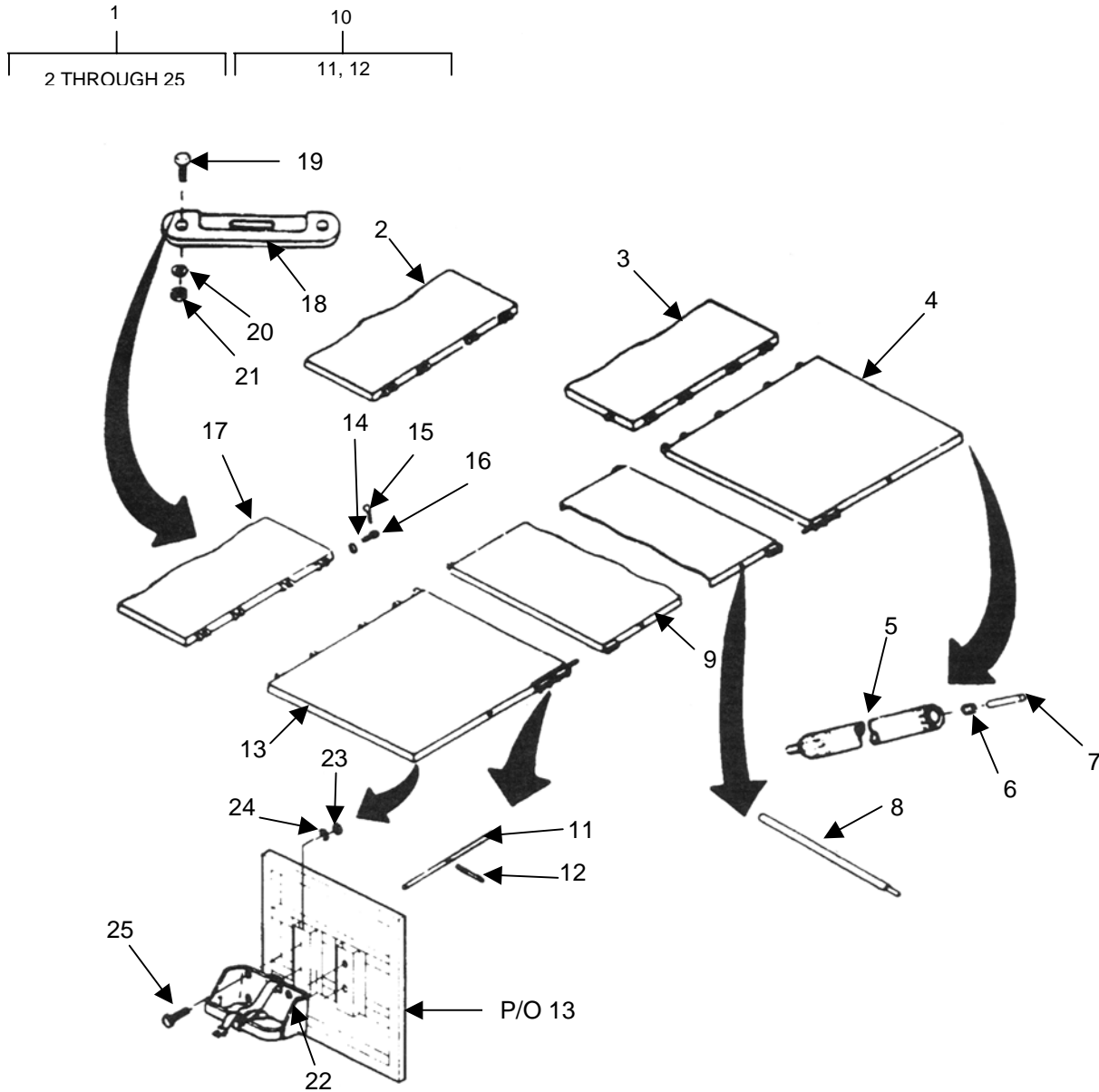


Figure 28. Ramp Assembly

(1)	(2)	(3)	(4)	(5)	(6)	(7)
ITEM	SMR					
NO	CODE	NSN	CAGEC	PART NUMBER	DESCRIPTION AND USABLE ON CODES (UOC)	QTY
					GROUP 07 PLATFORM AND RAMP ASSEMBLY	
					FIGURE 28 RAMP ASSEMBLY	
1	XBFFF		81337	5-13-2509G1	PLATFORM-RAMP ASSY.....	1
2	XBOZZ		81337	5-13-2515G9	.RAMP ASSY,SHT,FRONT.....	1
3	XBOZZ		81337	5-13-2515G2	.RAMP ASSY,RH,LONG.....	1
4	XBOZZ		81337	5-13-2515G4	RAMP ASSY,CORNER,RH ,REAR,WITH FUEL CAN SUPPORT.....	1
4	XBOZZ		81337	5-13-2515G11	.RAMP ASSY,CORNER,RH ,FRONT, WITHOUT FUEL CAN SUPPORT.....	1
5	PAOZZ	7360-01-044-5092	81337	5-13-2572G1	.RAMP CORNER STRUT ASSEMBLY	4
6	XDOZZ		96906	MS16562-218	..PIN,SPRING.....	2
7	XDOZZ		81337	5-13-2562P9	..PIN,STRAIGHT,HEADLESS	2
8	PAOZZ	7360-01-044-1043	32682	5-13-2573G1	.STRUT FABRIC HOLDOUT ASSEMBLY	8
9	XBOZZ		81337	5-13-2515G3	.RAMP ASSY,SHT,REAR.....	1
10	XBOOO		81337	5-13-2515G6	.LATCH SLIDE ASSY ,END RAMP.....	4
11	PAOZZ	5315-01-147-8098	81337	5-13-2515P21	..PIN,STRAIGHT,HEADLESS	1
12	PAOZZ	5315-01-145-1253	81337	5-13-2515P22	..PIN,STRAIGHT,THREADED	1
13	PAOZZ	7360-01-228-1977	81337	5-13-2515G5	.RAMP ASSY,CORNER LH ,REAR,WITH FUEL CAN SUPPORT.....	1
13	XBOZZ		81337	5-13-2515G10	.RAMP ASSY,CORNER LH FRONT,WITHOUT FUEL CAN SUPPORT.....	1
14	PAOZZ	5310-00-595-6057	80205	MS15795-815	.WASHER,FLAT.....	44
15	XDOZZ		81343	MS9245-45	.PIN,COTTER.....	44
16	PAOZZ	5315-01-045-5855	81337	5-13-2516P19	.PIN,STRAIGHT,HEADED.....	44
17	XBOZZ		81337	5-13-2515G1	.RAMP ASSY,LH,LONG.....	1
18	PAOZZ	5210-00-687-3514	82084	4-2003	.LEVEL,BENCH.....	3
18	PAOZZ	5210-00-687-3514	82084	4-2003	UOC:CWB,DDN,DHL,EDD ..LEVEL,BENCH (SERIAL NO. 1 THRU 327).....	1
18	PAOZZ	5210-00-687-3514	82084	4-2003	UOC:DZE ..LEVEL,BENCH (DZE SERIAL NO. 328 AND SUB).....	3
19	PAOZZ	5305-00-984-6221	96906	MS35206-234	UOC:DZE,EVF,FMT,FRW ..SCREW,MACHINE.....	6
19	PAOZZ	5305-00-984-6221	96906	MS35206-234	UOC:CWB,DDN,DHL,EDD ..SCREW,MACHINE (SERIAL NO.1 THRU 327).....	6
19	PAOZZ	5305-00-984-6221	96906	MS35206-234	UOC:DZE ..SCREW,MACHINE (DZE SERIAL NO. 328 AND SUB).....	2
20	PAOZZ	5310-00-045-4007	96906	MS35338-41	UOC:DZE,EVF,FMT,FRW ..WASHER,LOCK.....	6
					UOC:CWB,DDN,DHL,EDD	

(1)	(2)	(3)	(4)	(5)	(6)	(7)
ITEM	SMR					
NO	CODE	NSN	CAGEC	PART NUMBER	DESCRIPTION AND USABLE ON CODES (UOC)	QTY
20	PAOZZ	5310-00-045-4007	96906	MS35338-41	.. WASHER, LOCK (SERIAL NO. 1 THRU 327)..... UOC:DZE	6
20	PAOZZ	5310-00-045-4007	96906	MS35338-41	.. WASHER, LOCK (DZE SERIAL NO. 328 AND SUB)..... UOC:DZE, EVF, FMT, FRW	2
21	PAOZZ	5310-00-934-9747	96906	MS35649-262	.. NUT, PLAIN, HEXAGON..... UOC:CWB, DDN, DHL, EDD	6
21	PAOZZ	5310-00-934-9747	96906	MS35649-262	.. NUT, PLAIN, HEXAGON (SERIAL NO. 1 THRU 327)..... UOC:DZE	6
21	PAOZZ	5310-00-934-9747	96906	MS35649-262	.. NUT, PLAIN, HEXAGON (DZE SERIAL NO. 328 AND SUB)..... UOC:DZE, EVF, FMT, FRW	2
22	PAOZZ	2590-00-473-6331	07860	C21452	BRACKET, VEHICULAR COMPONENTS	3
23	PAOZZ	5310-00-984-3806	81349	M45913/1-5CG5C	NUT, SELF-LOCKING, HEXAGON	12
24	PAOZZ	5310-00-595-6057	80205	MS15795-815	WASHER, FLAT.....	12
25	PAOZZ	5306-00-226-4825	80204	B1821BH031C075N	BOLT, MACHINE.....	12

END OF FIGURE

UNIT MAINTENANCE
MOBILE KITCHEN TRAILER (MKT)
TENT POLE
REPAIR PARTS LIST

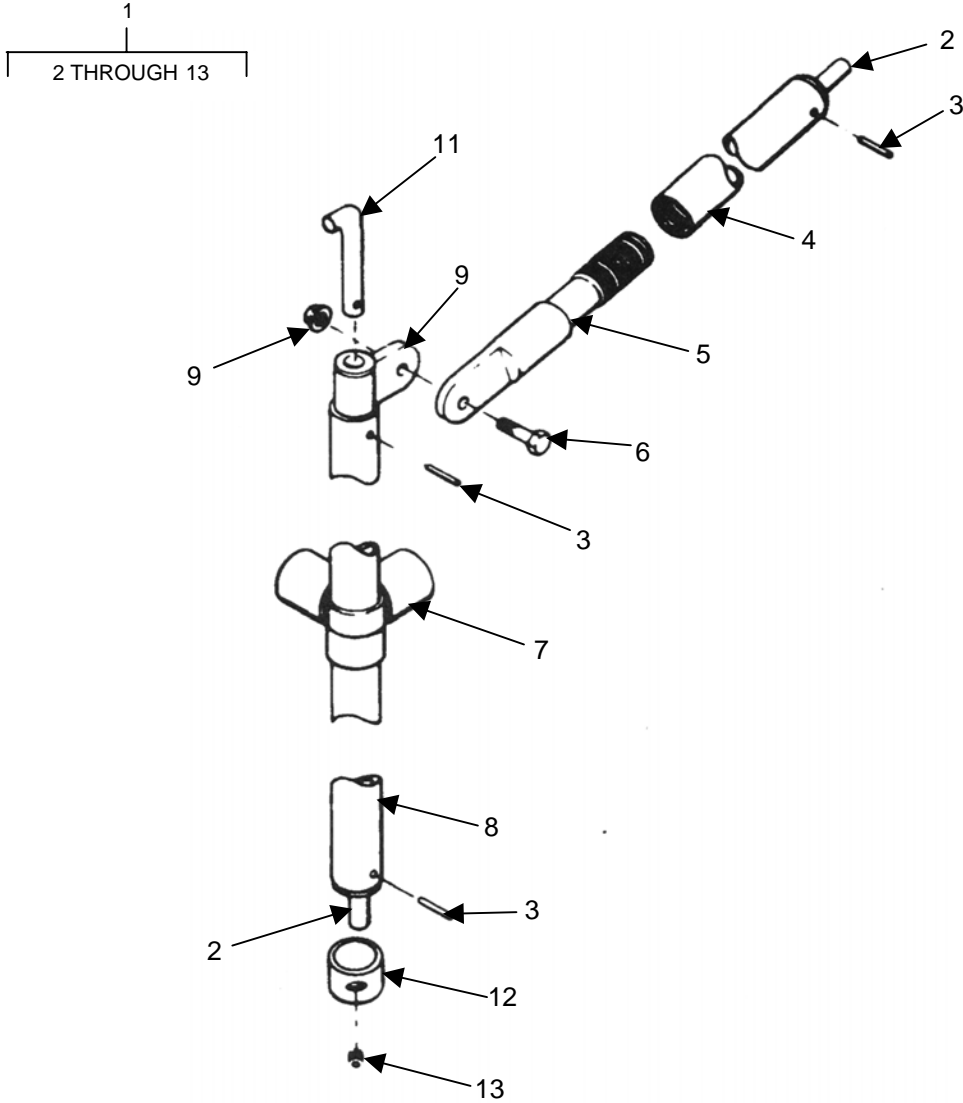


Figure 29. Tent Pole

(1)	(2)	(3)	(4)	(5)	(6)	(7)
ITEM	SMR					
NO	CODE	NSN	CAGEC	PART NUMBER	DESCRIPTION AND USABLE ON CODES (UOC)	QTY
					GROUP 08 TENT POLE AND STRUT ASSEMBLY	
					FIGURE 29 TENT POLE	
1	PAOOO	7360-01-213-8792	81337	5-13-2571G1	TENT POLE ASSEMBLY.....	12
2	XDOZZ		81337	5-13-2562P9	.PIN,STRAIGHT,HEADLESS	2
3	XDOZZ		80205	MS16562-218	.PIN,SPRING.....	3
4	XDOZZ		81337	5-13-2562G4	.ADJUSTER ASSEMBLY,FEMALE	1
5	PAOZZ	7360-01-044-5090	81337	5-13-2562G3	.ADJUSTER ASSEMBLY,MALE	1
6	PAOZZ	5305-00-225-3843	80204	B1821BH025C100N	.SCREW,CAP,HEXAGON HEAD	1
7	PBOZZ	7360-01-043-8472	81337	5-13-2562G1	.SOCKET ASSEMBLY,KITCHEN	1
8	XDOZZ		81337	5-13-2562G5	.POLE,ALUMINUM.....	1
9	PAOZZ	5310-00-088-1251	72452	1459-246	.NUT,SELF-LOCKING,HEXAGON	1
10	XDOZZ		81337	5-13-2562G2	.RETAINER,ROOF,FIELD CANOPY	1
11	XAOZZ		81337	5-13-2562P5	.PIN,OFFSET,GROMMET.....	1
12	XDOZZ		81337	5-13-2562P12	.SUPPORT COLLAR.....	1
					UOC:EVF,FMT,FRW	
13	PAOZZ	5305-01-064-5453	80205	MS51029-133	.SETSCREW.....	2
					UOC:EVF,FMT,FRW	
					END OF FIGURE	

UNIT MAINTENANCE
MOBILE KITCHEN TRAILER (MKT)
CORNER POST AND LOCKING DEVICE
REPAIR PARTS LIST

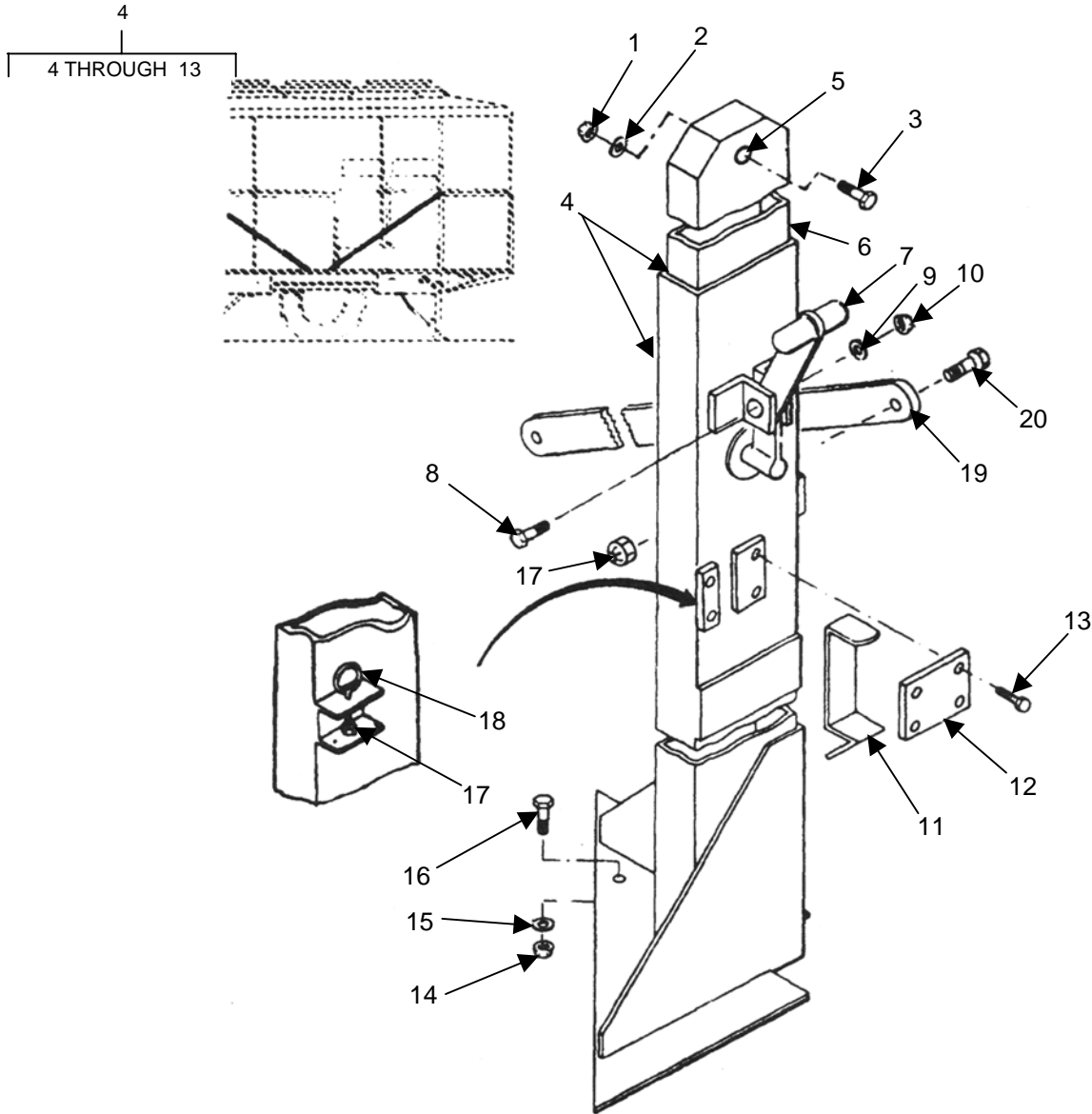


Figure 30. Corner Post And Locking Device
(Sheet 1 of 2)

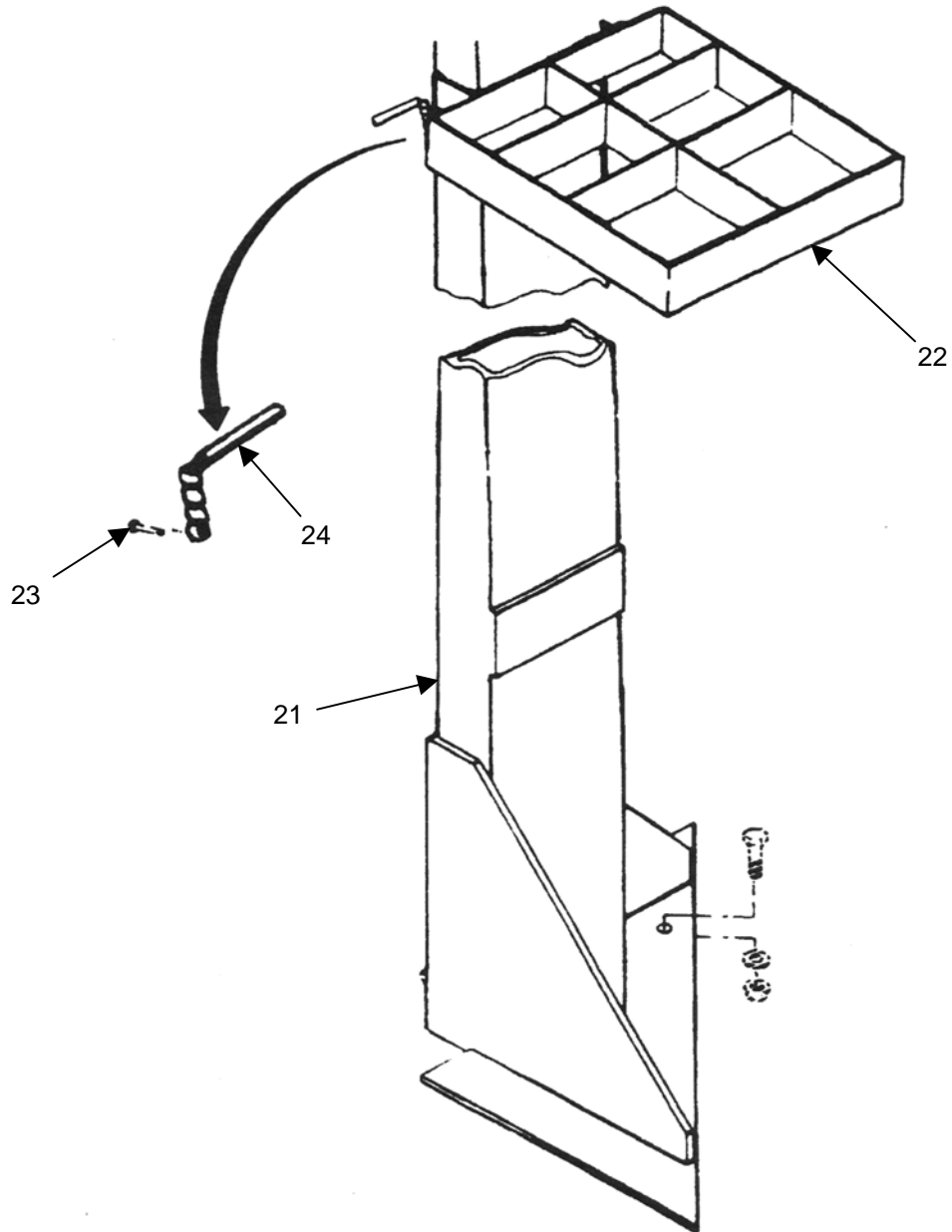
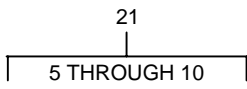


Figure 30. Corner Post and Locking Device
(Sheet 2 of 2).

(1)	(2)	(3)	(4)	(5)	(6)	(7)
ITEM	SMR					
NO	CODE	NSN	CAGEC	PART NUMBER	DESCRIPTION AND USABLE ON CODES (UOC)	QTY
					GROUP 09 CORNER POST ASSEMBLY	
					FIGURE 30 CORNER POST AND LOCKING DEVICE	
1	PAOZZ	5310-00-914-6028	81349	M45913/1-6CS3	NUT, SELF-LOCKING, HEXAGON	4
2	PAOZZ	5310-00-595-6057	80205	MS15795-815	WASHER, FLAT	3
3	PAOZZ	5305-00-455-0315	96906	MS35307-367	SCREW, CAP, HEXAGON HEAD	4
4	PAOFF	7360-01-280-5370	81337	5-13-2519G1	CORNER POST ASSEMBLY, LEFT FRONT AND RIGHT REAR	2
5	XBOZZ		81337	5-13-2519P12	. BUSHING	1
6	XBOZZ		81337	5-13-2519P4	. TUBE UPPER	1
7	XBOZZ		81337	5-13-2564G1	. ARM LOCKING	1
8	PAOZZ	5305-00-021-3740	97942	645A560H43	. SCREW, CAP, HEXAGON HEAD	1
9	PAOZZ	5310-00-802-4701	80205	MS15795-813	. WASHER, FLAT	1
10	PAOZZ	5310-00-914-6028	81349	M45913/1-6CS3	. NUT, SELF-LOCKING, HEXAGON	1
11	XBOZZ		81337	5-13-2519P34	. BRACKET, DOUBLE ANGLE (DZE SERIAL NO. 1494 AND SUB)	1
					UOC: DZE, EVF, FMT, FRW	
12	XBOZZ		81337	5-13-2519P31	. COVER, PLATFORM LOCK (DZE SERIAL NO. 1494 AND SUB)	1
					UOC: DZE, EVF, FMT, FRW	
13	PAFZZ	5305-00-068-0500	96906	MS90725-3	. SCREW, CAP, HEXAGON HEAD (DZE SERIAL NO. 1494 AND SUB)	4
					UOC: DZE	
14	PAOZZ	5310-00-829-9981	96906	MS35649-2312	. NUT, PLAIN, HEXAGON	4
15	PAOZZ	5310-00-407-9566	96906	MS35338-45	. WASHER, LOCK	4
16	PAOZZ	5305-00-958-5253	80205	MS35190-306	. SCREW, MACHINE	4
17	PAOZZ	5310-00-914-6028	81349	MS51922-18	. NUT, SELF-LOCKING, HEXAGON	1
					UOC: CWB, DDN, DHL, EDD	
17	PAOZZ	5310-00-914-6028	80205	MS51922-18	. NUT, SELF-LOCKING, HEXAGON (DZE SERIAL NO. 1 THRU 1493)	1
					UOC: DZE	
17	PAOZZ	5310-00-914-6028	80205	MS51922-18	. NUT, SELF-LOCKING, HEXAGON (DZE SERIAL NO. 1494 AND SUB)	2
					UOC: DZE, EVF, FMT, FRW	
18	PAOZZ	5306-01-043-2251	81337	5-13-2519P19	. BOLT, EYE	1
					UOC: CWB, DDN, DHL, EDD	
18	PAOZZ	5306-01-043-2251	81337	5-13-2519P19	. BOLT, EYE (DZE SERIAL NO. 1 THRU 1493)	1
					UOC: DZE	
19	XDOZZ		81337	5-13-2519P30	. BRACE, DIAGONAL (DZE SERIAL NO. 1494 AND SUB)	1
					UOC: DZE, EVF, FMT, FRW	

(1)	(2)	(3)	(4)	(5)	(6)	(7)
ITEM	SMR					
NO	CODE	NSN	CAGEC	PART NUMBER	DESCRIPTION AND USABLE ON CODES (UOC)	QTY
20	PAOZZ	5305-00-068-0511	80204	B1821BH038C125N	.SCREW,CAP,HEXAGON HEAD (DZE SERIAL NO.1494 AND SUB)..... UOC:DZE,EVF,FMT,FRW	2
21	PAOFF	7360-01-479-2972	81337	5-13-2519G2	CORNER POST ASSY , RIGHT FRONT AND LEFT REAR.....	2
22	PAOFF	7320-01-043-5413	81337	5-13-2533G1	TRAY ASSEMBLY,CONDIDIMENT	1
23	XDFZZ	5320-00-932-1972	81349	M24243/6-A402H	.RIVET,BLIND.....	1
24	PAFZZ	7320-01-050-9771	83014	LW-1710-1	.PIN AND LANYARD.....	1
END OF FIGURE						

UNIT MAINTENANCE
MOBILE KITCHEN TRAILER (MKT)
DISPENSER, LIQUID, INSULATED
REPAIR PARTS LIST

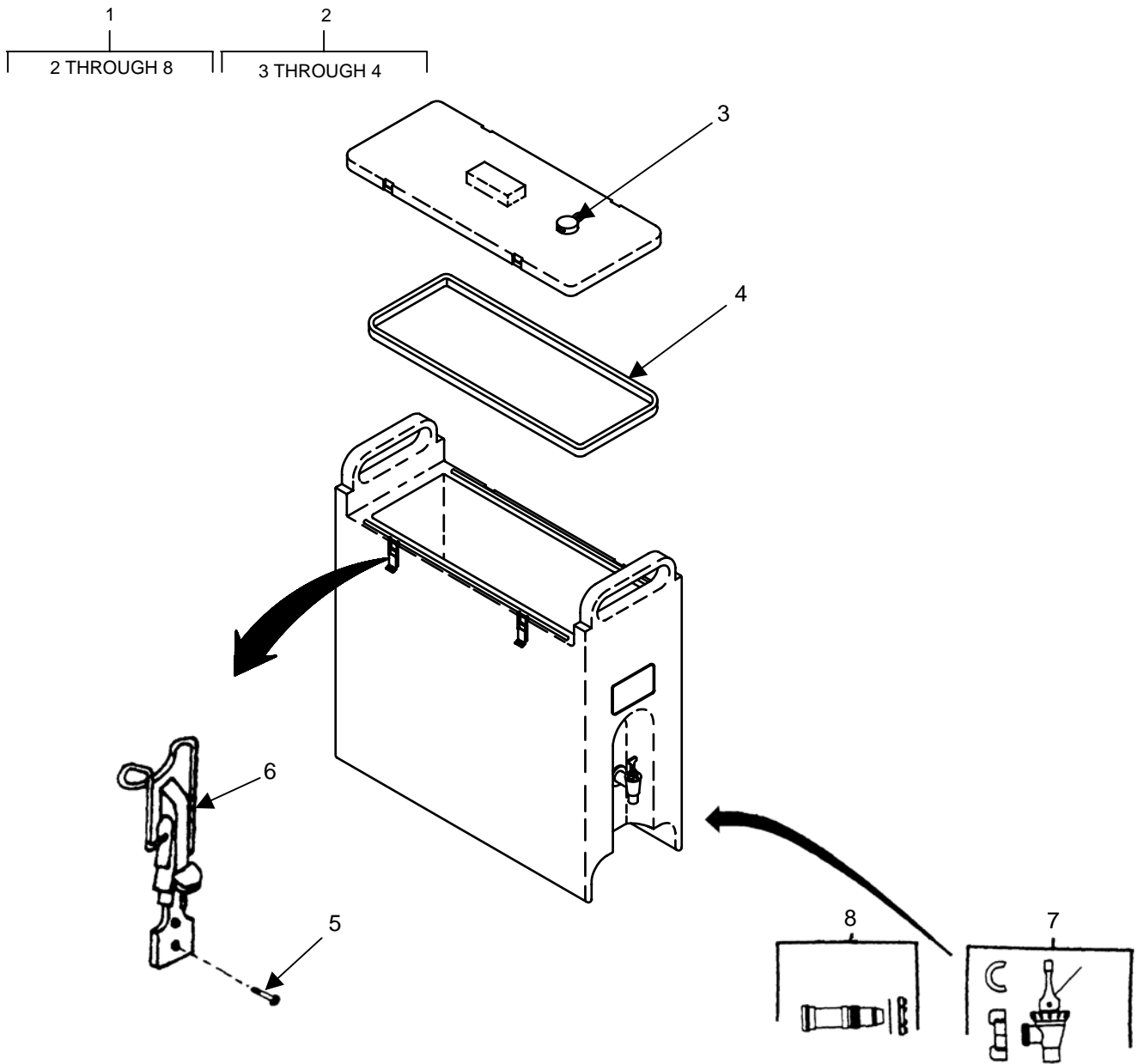


Figure 31. Dispenser, Liquid, Insulated

(1) ITEM NO	(2) SMR CODE	(3) NSN	(4) CAGEC	(5) PART NUMBER	(6) DESCRIPTION AND USABLE ON CODES (UOC)	(7) QTY
					GROUP 10 MISCELLANEOUS ASSEMBLIES	
					FIGURE 31 DISPENSER, LIQUID INSULATED	
1	PAOOO	7310-01-245-6937	21669	500LCD-G	DISPENSER, LIQUID, INSULATED, 5 GALLON.....	12
2	PAOZZ	7320-01-255-8174	21669	63226-G	. LID ASSEMBLY, LIQUID.....	1
3	PAOZZ	7320-01-213-6160	21669	14200	. . CAP, VENT, DISPENSER,	1
4	PAOZZ	5330-01-255-2588	21669	12101	. . GASKET.....	1
5	PAOZZ	5305-00-497-7401	96906	MS51861-25C	. SCREW, TAPPING.....	8
6	PAOZZ	5340-01-249-6786	21669	60028	. CATCH, FLUSH.....	4
7	PAOZZ	7320-01-245-9048	21669	46002	. FAUCET ASSEMBLY, PORTABLE.....	1
8	PAOZZ	7330-01-250-7730	21669	64003	. SPOUT ASSEMBLY, DISPENSER	1
					END OF FIGURE	

UNIT MAINTENANCE
MOBILE KITCHEN TRAILER (MKT)
TRAY-PACK LIFTERS, CAN OPENER, FOOD WARMER ADAPTER
REPAIR PARTS LIST

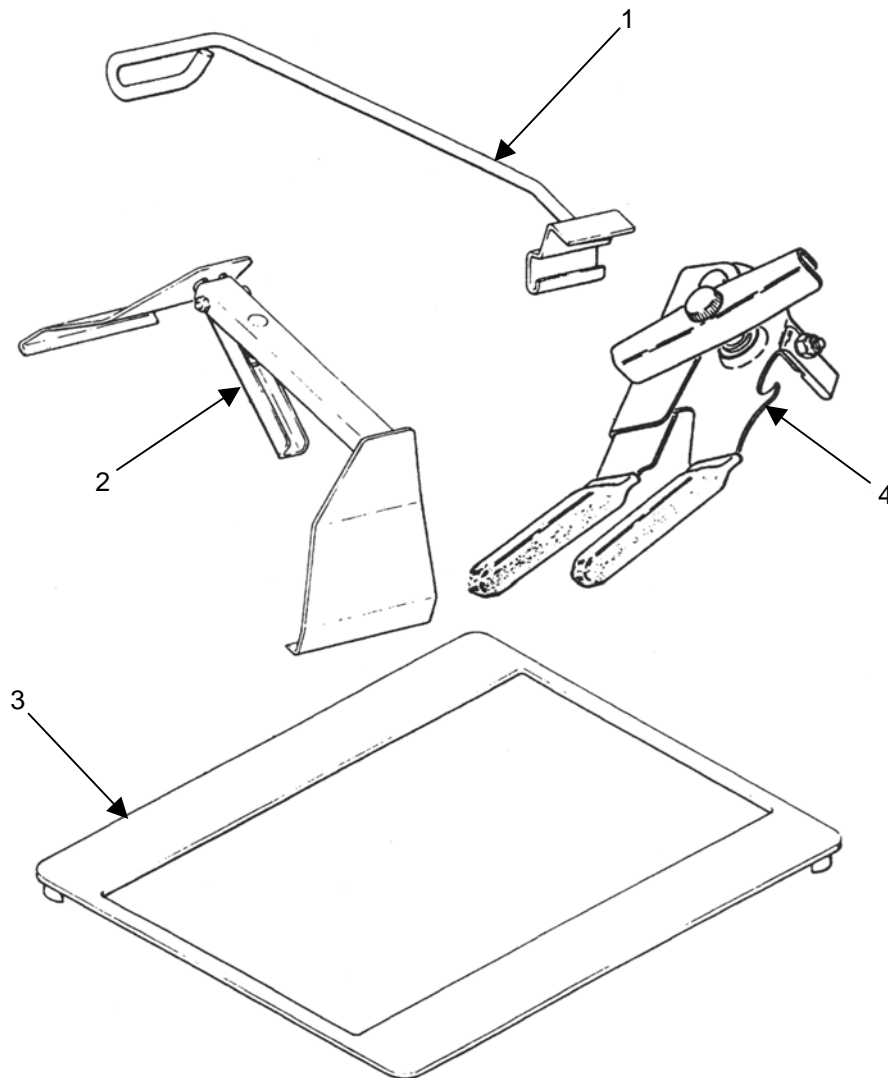


Figure 32. Tray-pack Lifters, Hand Can Opener, Food Warmer Adapter

(1)	(2)	(3)	(4)	(5)	(6)	(7)
ITEM	SMR					
NO	CODE	NSN	CAGEC	PART NUMBER	DESCRIPTION AND USABLE ON CODES (UOC)	QTY
					GROUP 10 MISCELLANEOUS ASSEMBLIES	
					FIGURE 32 TRAY-PACK LIFTERS, CAN OPENER, FOOD WARMER ADAPTER	
1	PAOZZ	7330-01-234-2164	81337	5-13-3961	LIFTER, TRAY-PACK.....	2
2	PAOZZ	7330-01-224-0914	81337	5-13-3859	LIFTER, TRAY-PACK, SERVING	2
3	PAOZZ	7330-01-242-9180	81337	5-13-3962	ADAPTER, WARMER RANGE	2
4	PAOZZ	7330-01-245-0201	81337	5-13-3971	OPENER, CAN, HAND.....	8
					END OF FIGURE	

UNIT MAINTENANCE
MOBILE KITCHEN TRAILER (MKT)
OPENER CAN, MOUNTED (OLD STYLE)
REPAIR PARTS LIST

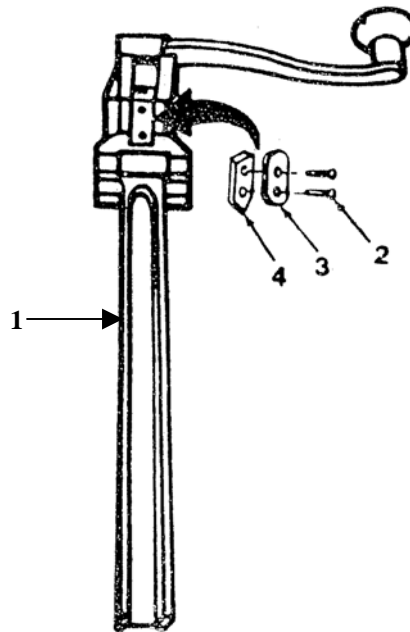


Figure 33. Opener Can, Mounted (Old Style)

(1)	(2)	(3)	(4)	(5)	(6)	(7)
ITEM	SMR					
NO	CODE	NSN	CAGEC	PART NUMBER	DESCRIPTION AND USABLE ON CODES (UOC)	QTY
					GROUP 10 MISCELLANEOUS ASSEMBLIES	
					FIGURE 33 OPENER CAN, MOUNTED (OLD STYLE)	
1	PAOOO	7330-01-236-3155	81337	5-13-3969	OPENER,CAN,MOUNTED (OLD STYLE)..... UOC:CWB,DDN,DHL,DZE,EDD,EVF,FMT	1
2	PAOZZ	5305-00-050-9228	96906	MS51957-62	.SCREW,MACHINE..... UOC:CWB,DDN,DHL,DZE,EDD,EVF,FMT	2
3	PAOZZ	7360-01-248-8733	83190	I SUPPORT PLATE	.I SUPPORT PLATE..... UOC:CWB,DDN,DHL,DZE,EDD,EVF,FMT	1
4	PAOZZ	7330-01-234-2204	83190	K004	.CAN OPENER BLADE,MOUNTED, USE ON P/N 5-13-3969..... UOC:CWB,DDN,DHL,DZE,EDD,EVF,FMT	1
END OF FIGURE						

UNIT MAINTENANCE
MOBILE KITCHEN TRAILER (MKT)
OPENER, CAN, MOUNTED
REPAIR PARTS LIST

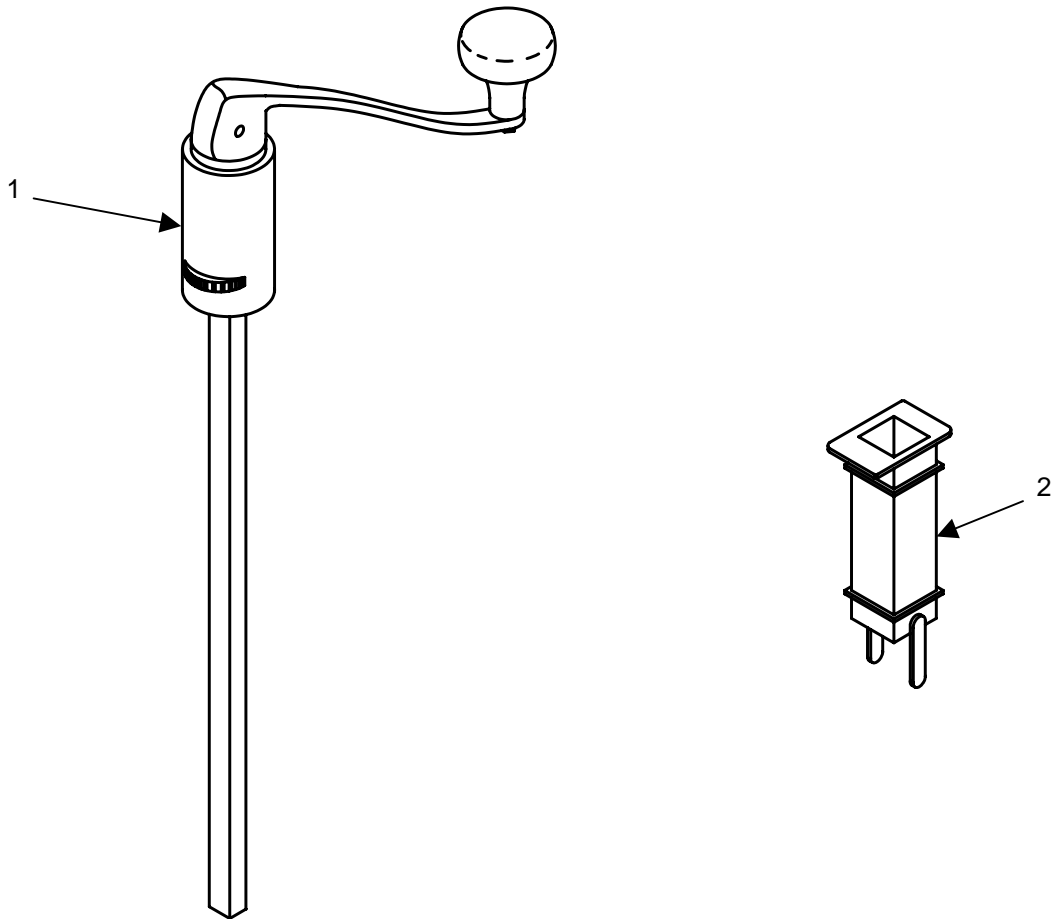


Figure 34. Opener, Can, Mounted

(1)	(2)	(3)	(4)	(5)	(6)	(7)
ITEM	SMR					
NO	CODE	NSN	CAGEC	PART NUMBER	DESCRIPTION AND USABLE ON CODES (UOC)	QTY
					GROUP 10 MISCELLANEOUS ASSEMBLIES	
					FIGURE 34 OPENER, CAN, MOUNTED	
1	PAOZZ	7330-01-411-9788	81337	AA52206-42B	OPENER,CAN,MOUNTED.....	1
2	PAOZZ	7330-01-476-6657	83190	S11-44	CAN OPENER ADAPTER.....	1
END OF FIGURE						

UNIT MAINTENANCE
MOBILE KITCHEN TRAILER (MKT)
EXTENSION AND BRANCH CABLES
REPAIR PARTS LIST

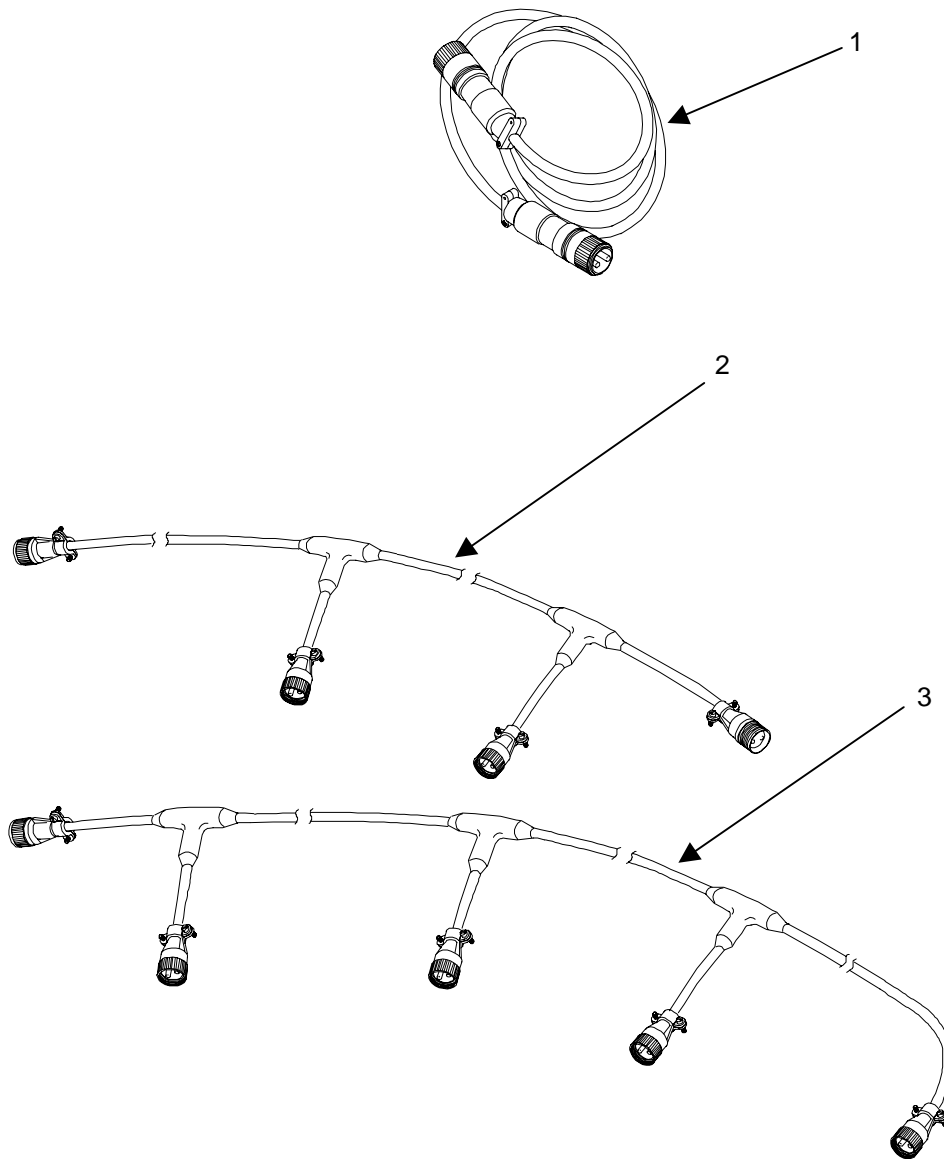


Figure 35. 24VDC Extension and Branch Cables

(1)	(2)	(3)	(4)	(5)	(6)	(7)
ITEM	SMR					
NO	CODE	NSN	CAGEC	PART NUMBER	DESCRIPTION AND USABLE ON CODES (UOC)	QTY
					GROUP 11 EXTENSION AND BRANCH CABLES	
					FIGURE 35 MBU 24 VDC EXTENSION AND BRANCH CABLES	
1	PAOZZ	7310-01-455-1206	3AD06	MS0105	CORD SHORT,MBU ,CABLE E,MKT EXTENSION, 15 FT LG.....	1
2	PAOZZ	6150-01-455-1014	3AD06	MS0103	HARNESS BRANCH,MBU ,CABLE C, MKT,2 BRANCH.....	1
3	PAOZZ	7310-01-455-0896	3AD06	MS0102	HARNESS BRANCH,MBU ,CABLE B, MKT,4 BRANCH.....	1
END OF FIGURE						

UNIT MAINTENANCE
MOBILE KITCHEN TRAILER (MKT)
110 VAC EXTENSION
REPAIR PARTS LIST

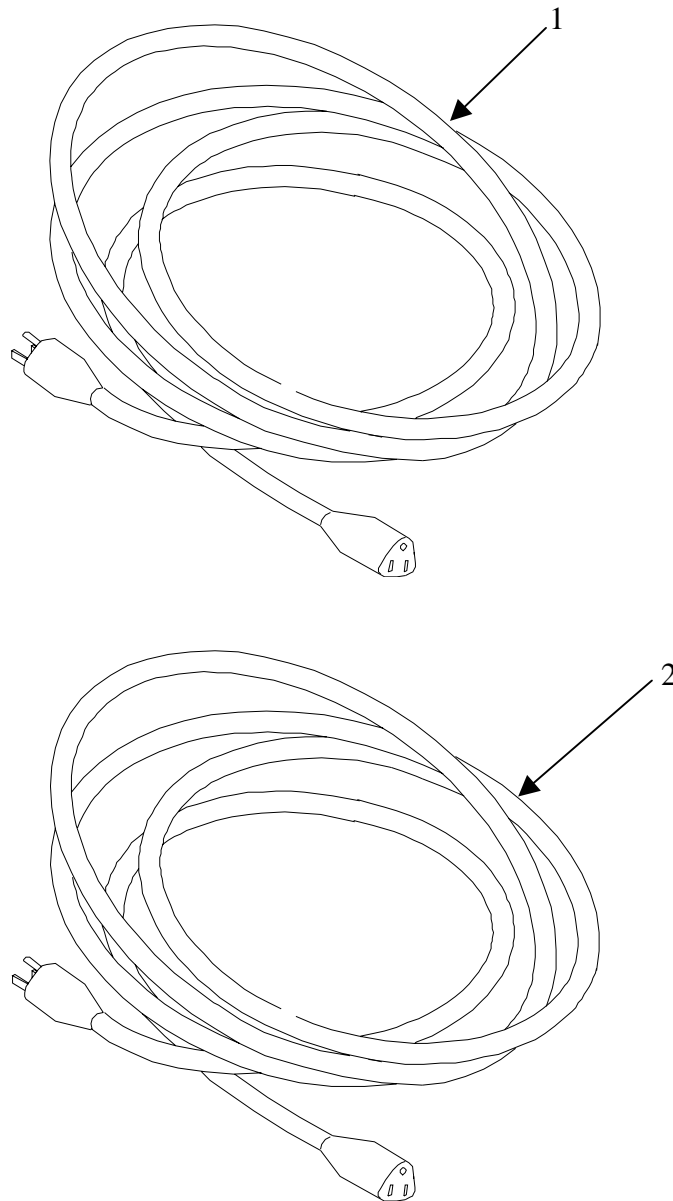


Figure 36. 110 VAC Extensions

(1)	(2)	(3)	(4)	(5)	(6)	(7)
ITEM	SMR					
NO	CODE	NSN	CAGEC	PART NUMBER	DESCRIPTION AND USABLE ON CODES (UOC)	QTY
					GROUP 11 EXTENSION AND BRANCH CABLES	
					FIGURE 36 110 VAC EXTENSIONS	
1	PAOZZ	7310-01-454-1281	3AD06	MS0400	EXTENSION CORD,MBU ,110 VAC, 50 FT LG.....	1
2	PAOZZ	7310-01-458-5060	3AD06	MS0425	EXTENSION CORD 110 VAC,25 FT LG	1
END OF FIGURE						

UNIT MAINTENANCE
MOBILE KITCHEN TRAILER (MKT)
MKT-I IMPROVEMENT KIT
REPAIR PARTS LIST

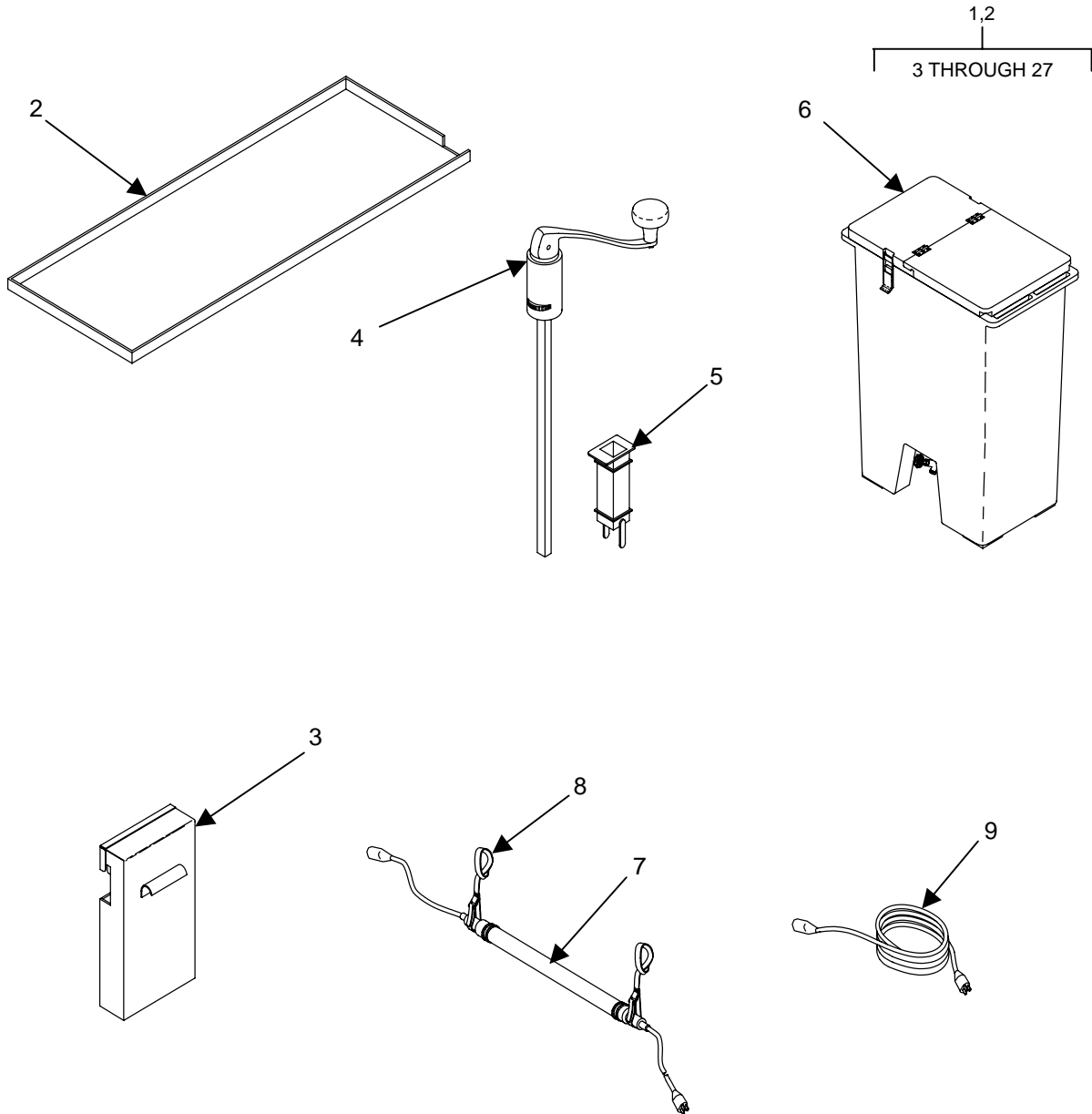


Figure 37. MKT-I Improvement Kit (Product Upgrade)
(Sheet 1 of 4)

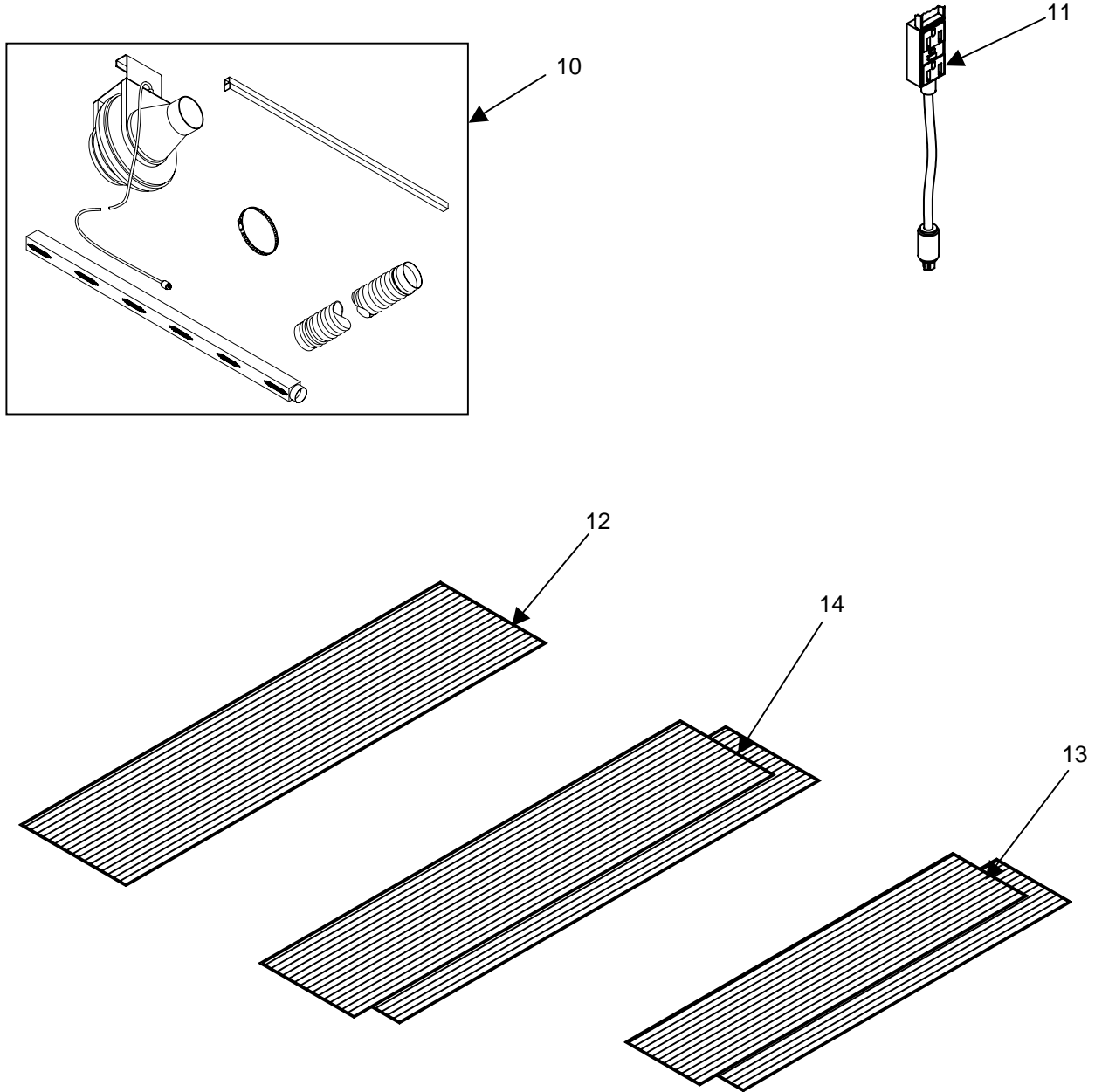


Figure 37. MKT-I Improvement Kit (Product Upgrade)
(Sheet 2 of 4)

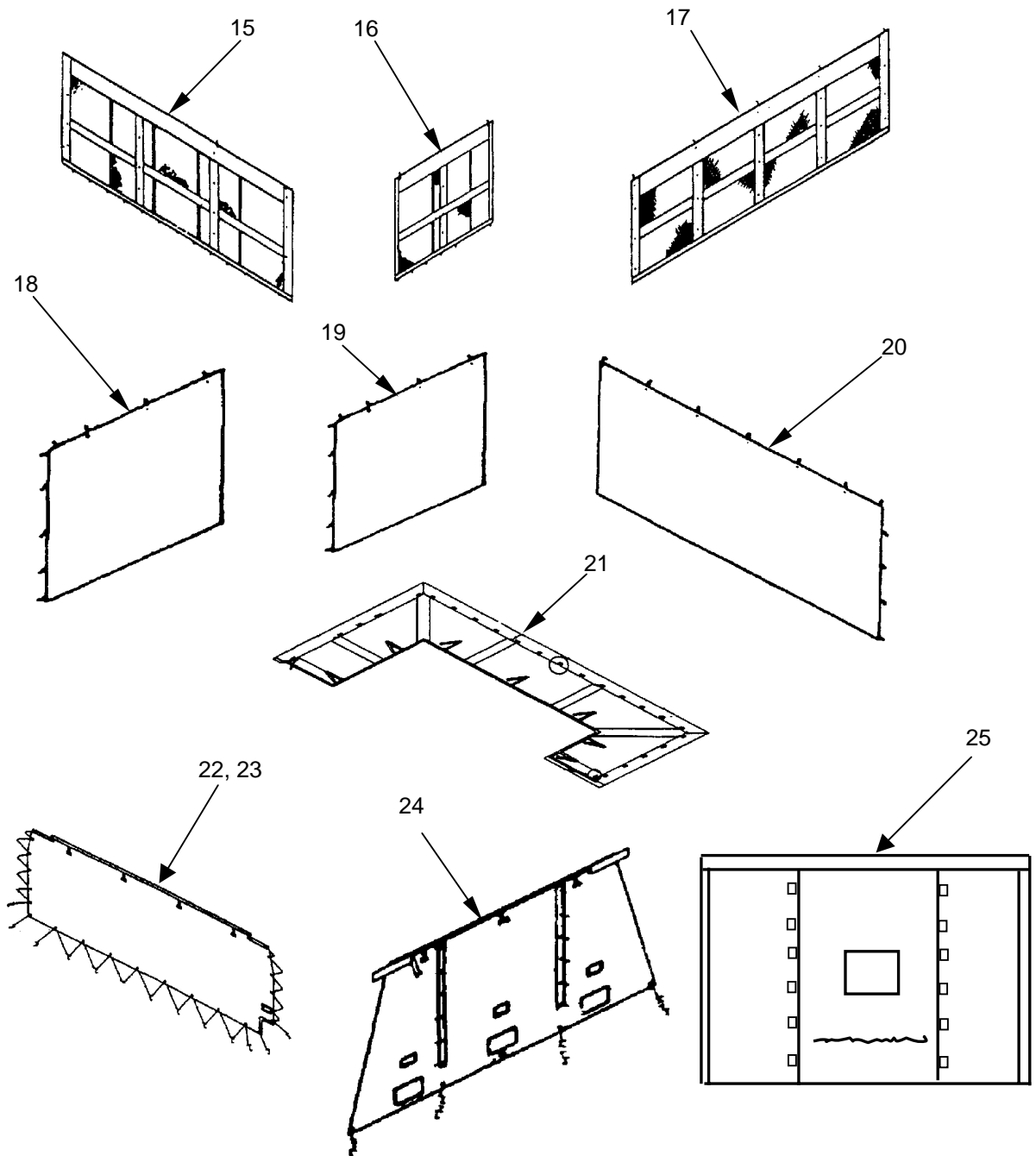


Figure 37. MKT-I Improvement Kit (Product Upgrade)
(Sheet 3 of 4)

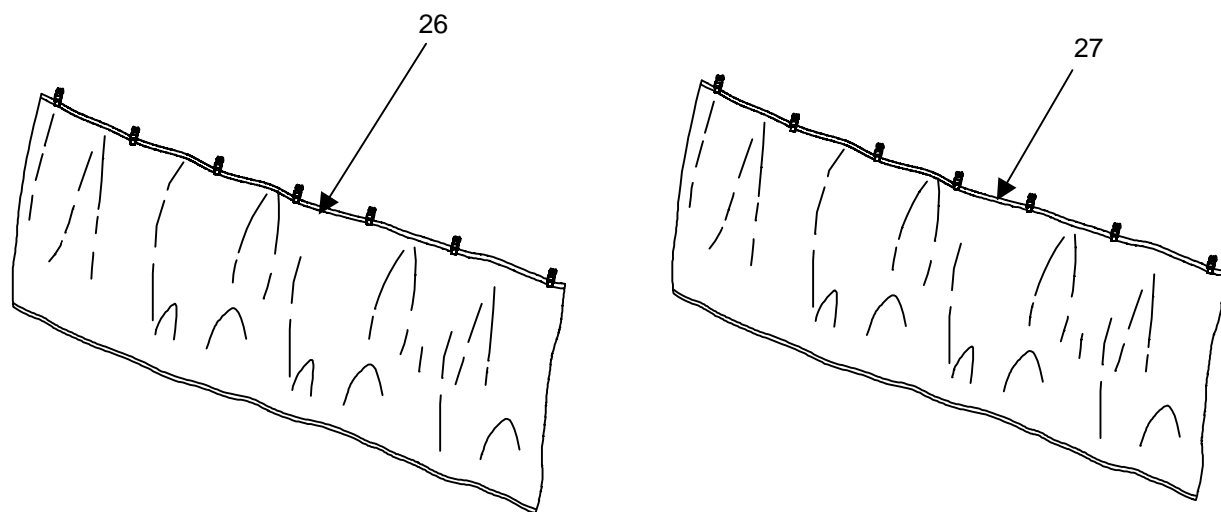


Figure 37. MKT-I Improvement Kit (Product Upgrade)
(Sheet 4 of 4)

(1) ITEM NO	(2) SMR CODE	(3) NSN	(4) CAGEC	(5) PART NUMBER	(6) DESCRIPTION AND USABLE ON CODES (UOC)	(7) QTY
					GROUP 12 MKT-I IMPROVEMENT KIT	
					FIGURE 37 MKT-I IMPROVEMENT KIT (PRODUCT UPGRADE)	
1	PAOOO	7360-01-469-5482	81337	5-13-6397-1	UPGRADE KIT,MKT-I ;INCLUDES ALL GREEN ITEMS LISTED.....	1
1	PAOOO	7360-01-496-3869	81337	5-13-6397-2	UPGRADE KIT,MKT-I ;INCLUDES ALL TAN ITEMS LISTED.....	1
2	PAOZZ	7360-01-476-6715	81337	5-13-6516	GRIDDLE ASSEMBLY ,W/4 IN FLANGE....	1
3	PAOZZ	7360-01-476-6723	81337	5-13-6517	GREASE FUNNEL ASSEMBLY;USE WITH 4 IN FLANGE GRIDDLE (P/N 5-13-6516).	1
4	PAOZZ	7330-01-411-9788	81337	AA52206-42B	OPENER,CAN,MOUNTED.....	1
5	PAOZZ	7330-01-476-6657	83190	S11-44	CAN OPENER ADAPTER.....	1
6	PAOOO	4110-01-452-7317	81337	AA52218-II2	CHEST,ICE STORAGE ;TYPE II,CLASS 2, GREEN,WITHOUT WHEELS.....	1
6	PAOOZ	4110-01-452-7315	81337	AA52218-II1	CHEST,ICE STORAGE ,TYPE II,CLASS 1, TAN,WITHOUT WHEELS.....	1
7	PAOZZ	6230-01-485-6376	06967	31-5004M-IP	LIGHT,EXTENSION.....	2
8	PAOZZ	5340-01-487-6922	39428	3955T367	STRAP,RETAINING ,LAMP HANGERS.....	2
9	PAOZZ	6150-01-374-4603	81348	J-C-1270	CABLE ASSEMBLY,POWER,ELECTRICAL, 8 FT.....	1
10	PAOZZ	7360-01-476-6635	81337	5-13-6388	EXHAUST FAN ASSY.....	1
11	PAOZZ	5975-01-476-7146	81337	5-13-6395-1	DUPLEX OUTLET AND CABLE ASSY	1
12	PAOZZ	7720-01-476-6674	81337	5-13-6396-1	RUBBER FLOOR MATT ,CENTER.....	1
13	PAOZZ	7220-01-476-6860	81337	5-13-6396-2	RUBBER FLOOR MATT ,FRONT/REAR.....	2
14	PAOZZ	7220-01-476-6861	81337	5-13-6396-3	RUBBER FLOOR MATT ,SIDES.....	2
15	PAOZZ	5411-01-476-7130	81337	5-13-6408-1	END SCREEN ASSY,LARGE,GREEN	2
15	PAOZZ	5411-01-496-2100	81337	5-13-6408-2	END SCREEN ASSY,LARGE, TAN	20
16	PAOZZ	5411-01-476-7132	81337	5-13-6409-1	END SCREEN ASSY,SMALL, GREEN	2
16	PAOZZ	5411-01-496-2106	81337	5-13-6409-2	END SCREEN ASSY,SMALL, TAN	2
17	PAOZZ	5411-01-476-7140	81337	5-13-6412-1	SIDE SCREEN ASSY, GREEN	2
17	PAOZZ	5411-01-496-2108	81337	5-13-6412-2	SIDE SCREEN ASSEMBLY, TAN	2
18	PAOZZ	5411-01-476-7134	81337	5-13-6410-1	END COVER ASSY,LARGE, GREEN	2
18	PAOZZ	5411-01-496-2109	81337	5-13-6410-2	END COVER ASSY,LARGE, TAN	2
19	PAOZZ	5411-01-476-6862	81337	5-13-6406-1	END COVER ASSY,SMALL, GREEN	2
19	PAOZZ	5411-01-496-2110	81337	5-13-6406-2	END COVER ASSY SMALL, TAN	2
20	PAOZZ	5411-01-476-6663	81337	5-13-6417-1	SIDE COVER ASSEMBLY, GREEN	2
20	PAOZZ	5411-01-496-2111	81337	5-13-6417-2	SIDE COVER ASSEMBLY, TAN	2
21	PAOZZ	5411-01-476-7136	81337	5-13-6413-1	ROOF CANOPY ASSY, GREEN	2
21	PAOZZ	5411-01-496-2101	81337	5-13-6413-2	ROOF CANOPY ASSEMBLY, TAN	2
22	PAOZZ	5411-01-476-7144	81337	5-13-6416-1	LEFT SIDE TRAVEL COVER, GREEN	1
22	PAOZZ	5411-01-496-2104	81337	5-13-6416-3	LEFT SIDE TRAVEL COVER, TAN	1

(1)	(2)	(3)	(4)	(5)	(6)	(7)
ITEM	SMR					
NO	CODE	NSN	CAGEC	PART NUMBER	DESCRIPTION AND USABLE ON CODES (UOC)	QTY
23	PAOZZ	5411-01-496-2105	81337	5-13-6416-4	RIGHT SIDE TRAVEL COVER, TAN	1
24	PAOZZ	5411-01-476-7141	81337	5-13-6414-1	FRONT TRAVEL COVER, GREEN	1
24	PAOZZ	5411-01-496-2099	81337	5-13-6414-2	FRONT TRAVEL COVER, TAN	1
25	PAOZZ	5411-01-476-7143	81337	5-13-6415-1	END COVER ASSY, REAR, GREEN	1
25	PAOZZ	5411-01-496-2107	81337	5-13-6415-2	END COVER ASSY, REAR, TAN	1
26	PAOZZ	5411-01-476-6678	81337	5-13-6418-1	COLD WEATHER SKIRT, ROADSIDE, GREEN	1
26	PAOZZ	5411-01-496-2102	81337	5-13-6418-2	COLD WEATHER SKIRT, CURBSIDE, TAN ..	1
27	PAOZZ	5411-01-476-6703	81337	5-13-6419-1	COLD WEATHER SKIRT, ROADSIDE, GREEN	1
27	PAOZZ	5411-01-496-2103	81337	5-13-6419-2	COLD WEATHER SKIRT, CURBSIDE, TAN ..	1

END OF FIGURE

UNIT MAINTENANCE
MOBILE KITCHEN TRAILER (MKT)
EXHAUST FAN ASSEMBLY
REPAIR PARTS LIST

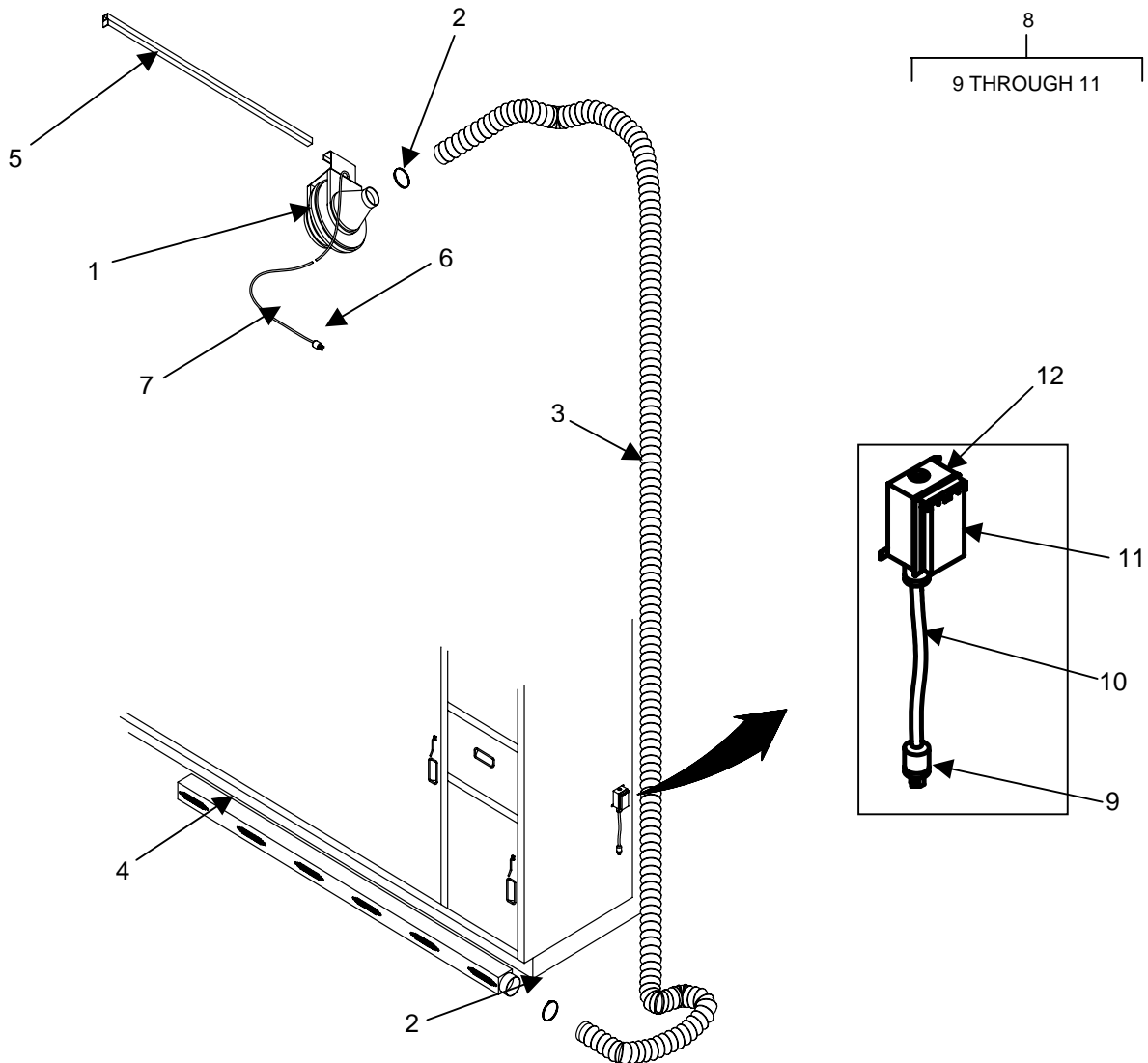


Figure 38. Exhaust Fan Assembly

(1)	(2)	(3)	(4)	(5)	(6)	(7)
ITEM	SMR					
NO	CODE	NSN	CAGEC	PART NUMBER	DESCRIPTION AND USABLE ON CODES (UOC)	QTY
					GROUP 12 MKT-I IMPROVEMENT KIT	
					FIGURE 38 EXHAUST FAN ASSEMBLY	
1	PAOOZ	7360-01-476-6635	81337	5-13-6388	EXHAUST FAN ASSY.....	1
2	XDOZZ		1BD74	5322K19	CLAMP,HOSE ,3 IN.....	1
3	XDOZZ		1BD74	55125K19	HOSE ,3 IN X 12 FT LG.....	1
4	XDOZZ		81337	5-13-6399-1	VENT,WELDMENT.....	1
5	XDOZZ		81337	5-13-6398-1	PROP,PORTABLE.....	1
6	XDOZZ		75582	515PR	PLUG,ELECTRICAL	1
7	XDOZZ		7X667	1380-15	WIRE,ELECTRICAL ,MAKE FROM INDOOR/ OUTDOOR,MOISTURE & OIL.....	1
8	PAOZZ	5975-01-476-7146	81337	5-13-6395-1	DUPLEX OUTLET AND CABLE ASSEMBLY ..	1
9	XDOOO		75582	515PR	PLUG,ELECTRICAL.....	1
10	XDOOO		7X667	1380-15	WIRE,ELECTRICAL CUT TO LENGTH.....	2
11	XDOOO		56501	WGF100-CV	COVER,ELECTRIC.....	1
12	XDOZZ		81337	5-13-6404	BOX,OUTLET,TWO PLUGS, GROUND SCREW, MOUNTING LUGS.....	1
END OF FIGURE						

UNIT MAINTENANCE
MOBILE KITCHEN TRAILER (MKT)
OVERHEAD LIGHT ASSEMBLY
REPAIR PARTS LIST

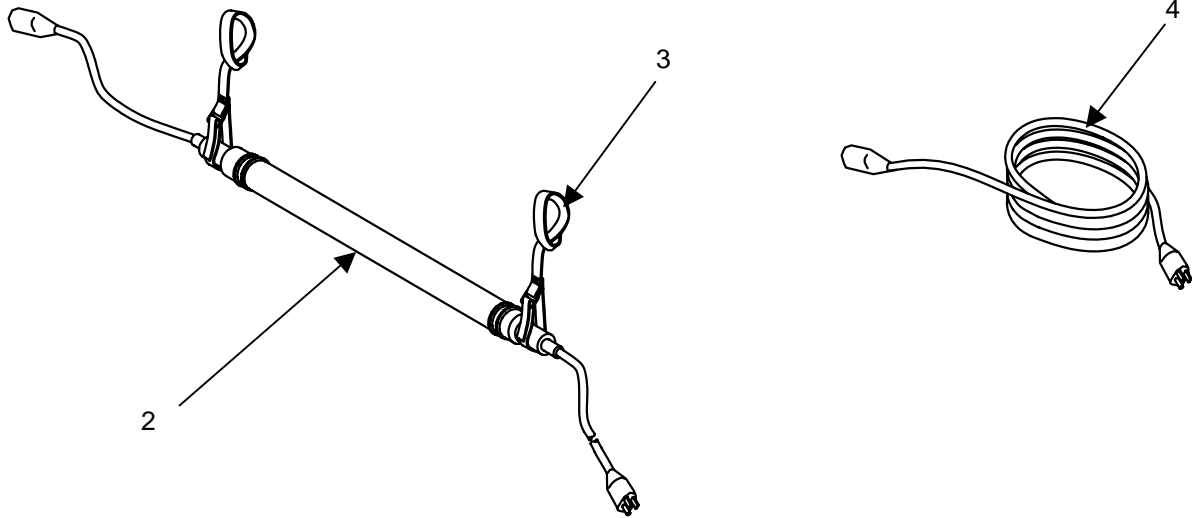
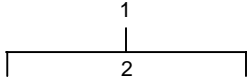


Figure 39. Overhead Light Assembly

(1)	(2)	(3)	(4)	(5)	(6)	(7)
ITEM	SMR					
NO	CODE	NSN	CAGEC	PART NUMBER	DESCRIPTION AND USABLE ON CODES (UOC)	QTY
					GROUP 12 MKT-I IMPROVEMENT KIT	
					FIGURE 39 OVERHEAD LIGHT ASSEMBLY	
1	PAOOZ	6230-01-485-6376	06967	31-5004M-IP	LIGHT, EXTENSION, 50 WATTS	2
2	PAOZZ	6240-01-470-2496	62607	PL-L-50W/35/RS	LAMP, FLUORESCENT, 50 WATT.....	1
3	PAOZZ	5340-01-487-6922	1BD74	3955T367	STRAP, RETAINING, LIGHT SET HANGERS .	4
4	PAOZZ	6150-01-374-4603	81348	J-C-1270	CABLE ASSEMBLY, POWER, ELECTRICAL, 8 FT LG EXTENSION CORD.....	1
END OF FIGURE						

UNIT MAINTENANCE
MOBILE KITCHEN TRAILER (MKT)
COLD WEATHER SKIRT ASSEMBLY
REPAIR PARTS LIST

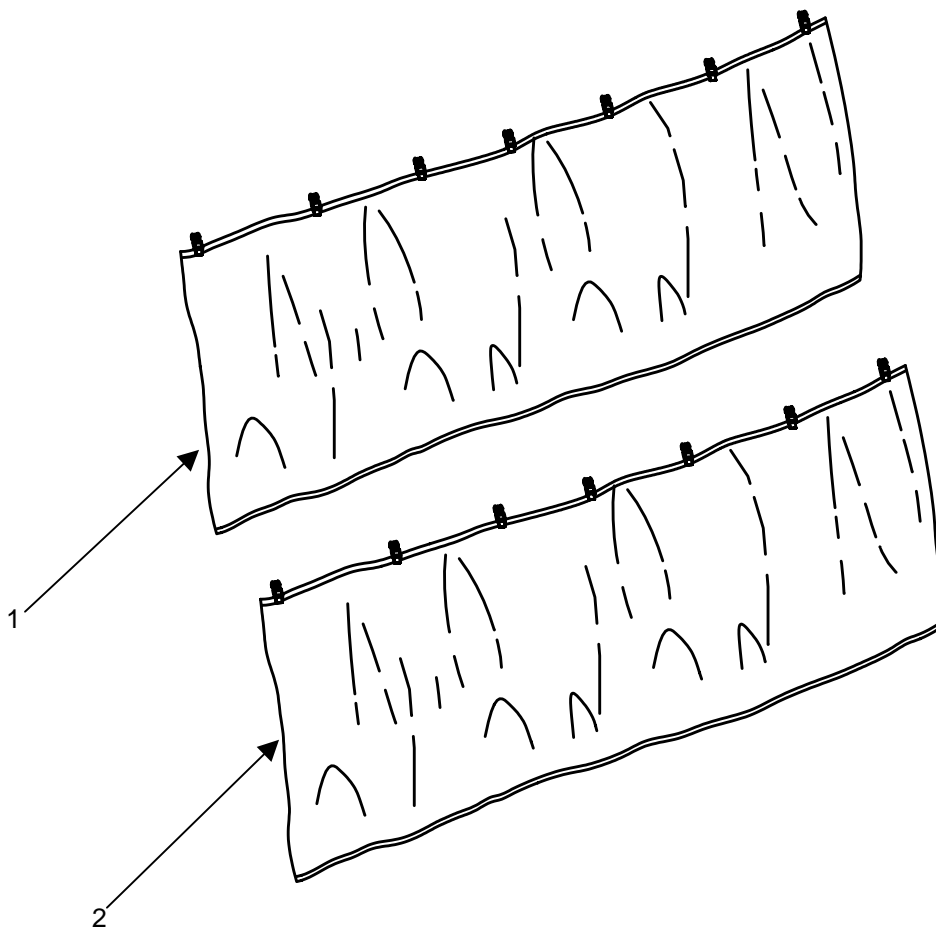


Figure 40. Cold Weather Skirt Assembly

(1) ITEM	(2) SMR	(4) NSN	(4) CAGE	(5) PART NUMBER	(6) DESCRIPTION AND USABLE ON CODES (UOC)	(7) QTY
					GROUP 12 MKT-I IMPROVEMENT KIT	
					FIGURE 40 COLD WEATHER SKIRT ASSEMBLY	
1	PAOZZ	5411-01-476-6678	81337	5-13-6418-1	COLD WEATHER SKIRT, ROADSIDE, MKT-I, GREEN.....	1
1	PAOZZ	5411-01-496-2102	81337	5-13-6418-2	COLD WEATHER SKIRT, ROADSIDE, MKT-I, TAN.....	1
2	PAOZZ	5411-01-476-6703	81337	5-13-6419-1	COLD WEATHER SKIRT, CURBSIDE, MKT-I, GREEN.....	1
2	PAOZZ	5411-01-496-2103	81337	5-13-6419-2	COLD WEATHER SKIRT, CURBSIDE, MKT-I, TAN.....	1
END OF FIGURE						

UNIT MAINTENANCE
MOBILE KITCHEN TRAILER (MKT)
RUBBER FLOOR MATS
REPAIR PARTS LIST

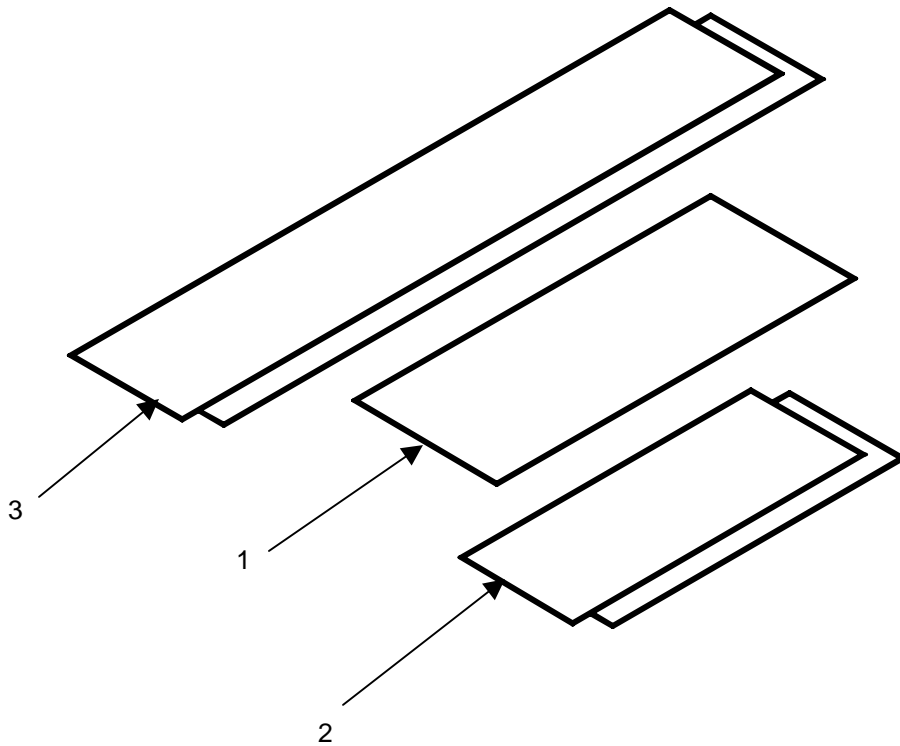


Figure 41. Rubber Floor Mats

(1)	(2)	(3)	(4)	(5)	(6)	(7)
ITEM	SMR					
NO	CODE	NSN	CAGEC	PART NUMBER	DESCRIPTION AND USABLE ON CODES (UOC)	QTY
					GROUP 12 MKT-I IMPROVEMENT KIT	
					FIGURE 41 RUBBER FLOOR MATS	
1	PAOZZ	7720-01-476-6674	81337	5-13-6396-1	RUBBER FLOOR MAT,CENTER; MKT-I...	1
2	PAOZZ	7220-01-476-6860	81337	5-13-6396-2	RUBBER FLOOR MAT,FRONT/REAR; MKT-I.....	2
3	PAOZZ	7220-01-476-6861	81337	5-13-6396-3	RUBBER FLOOR MAT,SIDES; MKT-I....	2
END OF FIGURE						

UNIT MAINTENANCE
MOBILE KITCHEN TRAILER (MKT)
MBU INSTALLATION ITEMS
REPAIR PARTS LIST

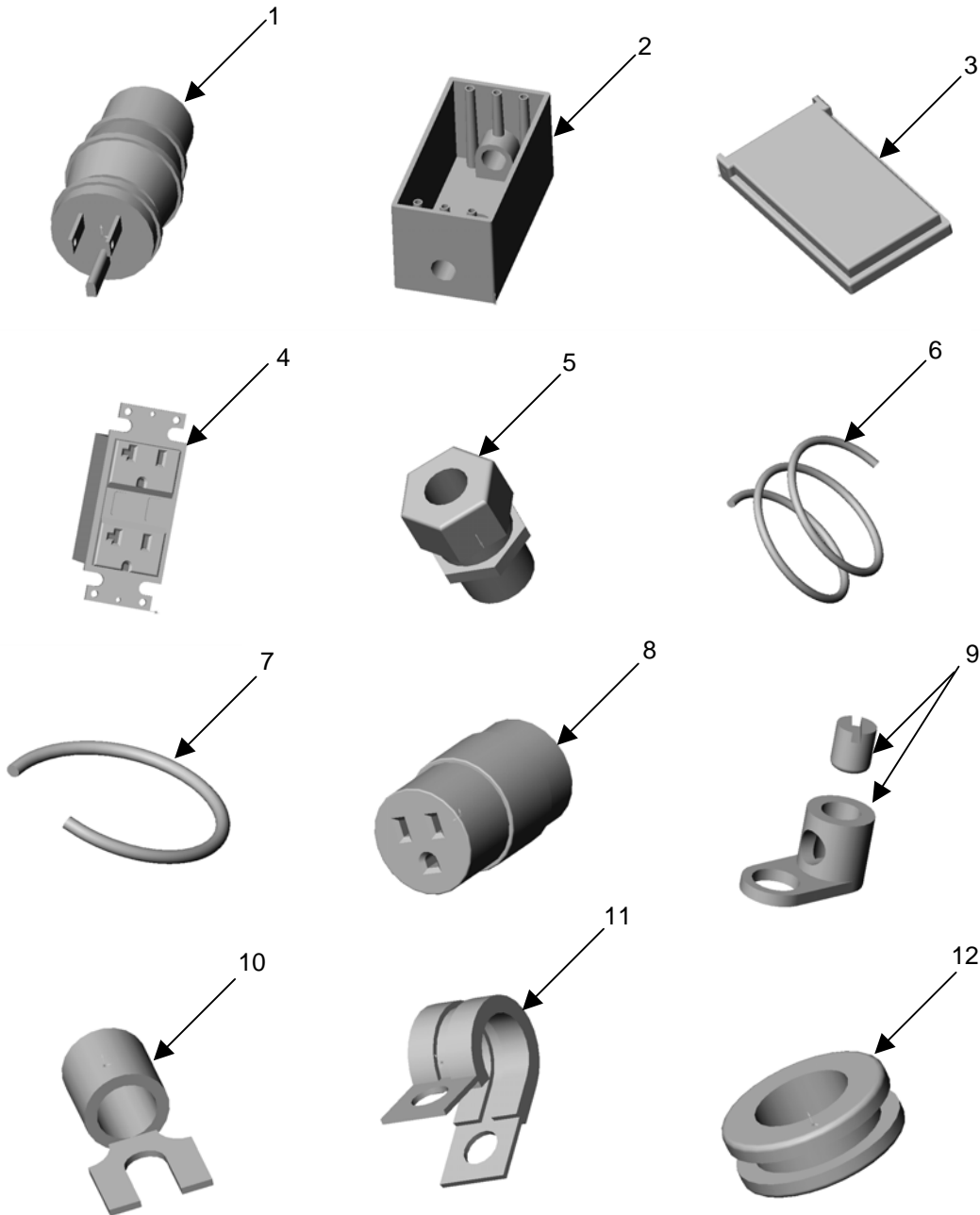


Figure 42. MBU Installation Items (Sheet 1 of 2)

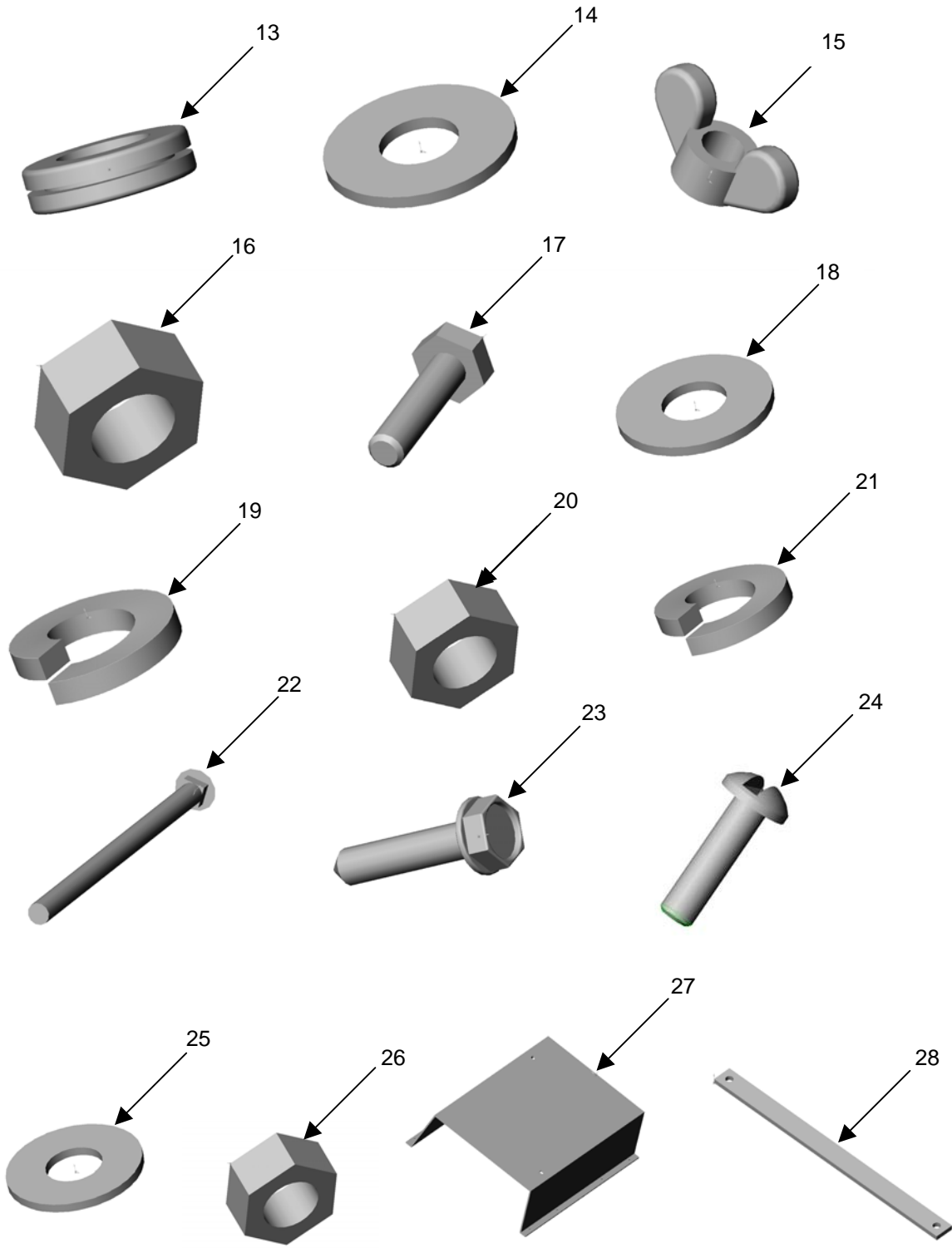


Figure 42. MBU Installation Items (Sheet 2 of 2)

(1)	(2)	(3)	(4)	(5)	(6)	(7)
ITEM	SMR					
NO	CODE	NSN	CAGEC	PART NUMBER	DESCRIPTION AND USABLE ON CODES (UOC)	QTY
					GROUP 12 MBU INSTALLATION	
					FIGURE 42 MBU INSTALLATION ITEMS	
1	XDOZZ		1X976	HBL14W47	PLUG,ELECTRICAL ,WATERTIGHT.....	1
2	XDOZZ		77881	30203	CONDUIT OUTLET BOX,WATERPROOF.....	1
3	XDOZZ		3KH40	5103-0	COVER,ELECTRICAL.....	1
4	PAOZZ	5925-00-386-8532	81091	1591S	INTERRRUPTER,GROUND FAULT, 15 AMP, 120 V.....	4
5	XDOZZ		5D924	SHC1023ZP	RELIF,STRAIN.....	2
6	XDOZZ		5W578	01380.15.01	WIRE,ELECTRICAL ,12-3, 5 FT LG.....	1
7	XDOZZ		5W578	01380.15.01	WIRE,ELECTRICAL ,12-3, 1 FT LG.....	1
8	PAOZZ	5935-01-012-3066	81348	WC596/142	CONNECTOR,PLUG,ELECTRICAL.....	1
9	PAOZZ	5940-00-841-3690	82168	D70	TERMINAL,LUG.....	1
10	XDOZZ		06383	PN10-10F	TERMINAL,LUG.....	6
11	XDOZZ		4X630	863-000315	CLAMP,LOOP.....	10
12	PAOZZ	5325-00-202-4005	96906	MS35489-110	GROMMET,NONMETALLIC ,1 X 1/4 X1-3/ 8 IN.....	4
13	PAOZZ	5325-00-276-6343	96906	MS35489-23	GROMMET,NONMETALLIC ,1 X 1/16 X 1- 3/8 IN.....	2
14	PAOZZ	5310-00-081-4219	96906	MS27183-12	WASHER,FLAT ,5/16 IN.....	2
15	XDOZZ		2V507	90866A030	NUT,WING ,5/16 X 18 UNC.....	2
16	PAOZZ	5310-00-880-7744	96906	MS51967-5	NUT,PLAIN,HEXAGON ,5/16 X 18 UNC...	2
17	XDOZZ		2V507	95373A142	SCREW,HEX HEAD ,1 X 1/4 X 20.....	1
18	XDOZZ		80204	B18.22.1	WASHER,FLAT ,1/4 IN.....	1
19	XDOZZ		81348	FFW84CLASSASTYLE 21-4INWASHERLOCK	WASHER,LOCK ,1/4 IN.....	1
21	PAOZZ	5310-00-045-3299	35510	F093002435	WASHER,LOCK ,#8.....	7
22	XDOZZ		2V507	93548A603	BOLT,CARRAGE ,5/16 X 18 X 5 IN.....	2
23	XDOZZ		2V507	91324A350	SCREW,SELF-DRILLING ,#8 X 3/4 IN...	13
24	XDOZZ		2V507	90283A197	BOLT,MACHINE ,#8 X 32 X 3/4 IN.....	7
25	XDOZZ		2C507	90126A009	WASHER,FLAT ,#8.....	20
26	XDOZZ		2V507	90480A009	NUT,HEXAGON , #8 X 32.....	7
27	XDOZZ		81337	5-13-6101-1	BRACKET,POWER CONVERTER	1
28	XDOZZ		81337	5-13-6402-1	BAR,HOLDDOWN.....	1
					END OF FIGURE	

UNIT MAINTENANCE
MOBILE KITCHEN TRAILER (MKT)
SPECIAL TOOLS LIST

There are no special tools required for the Mobile Kitchen Trailer.

END OF WORK PACKAGE

UNIT MAINTENANCE
MOBILE KITCHEN TRAILER (MKT)
NATIONAL STOCK NUMBER INDEX

STOCK NUMBER	FIG.	ITEM	STOCK NUMBER	FIG.	ITEM
5305-00-021-3740	17	31	5310-00-407-9566	30	15
	30	8	5320-00-408-6073	2	11
5305-00-033-4919	6	13		4	4
7220-00-034-7225	24	8	5305-00-455-0315	30	3
5310-00-045-3296	6	14	2590-00-473-6331	28	22
5310-00-045-3299	42	21	5340-00-479-4131	10	3
5310-00-045-4007	28	20	5320-00-493-4104	17	6
	28	20	5305-00-497-7401	20	4
	28	20		31	5
5305-00-050-9228	33	2	5305-00-497-7406	20	3
5305-00-054-6670	3	17	5310-00-550-5054	2	6
5310-00-067-6356	26	2	5305-00-576-5417	22	4
5305-00-067-9907	24	7	5310-00-595-6057	28	14
5305-00-068-0500	30	13		28	24
5305-00-068-0511	30	20		30	2
5305-00-071-1316	19	4	5310-00-614-3505	24	33
5305-00-071-1783	27	14	5320-00-619-4028	18	3
5305-00-071-2067	27	3		19	21
5305-00-071-2509	6	4	5310-00-637-9541	17	30
5310-00-081-4219	42	14	5310-00-656-0114	15	4
5320-00-083-5009	19	14	5340-00-663-3010	10	13
5310-00-088-1251	6	3		11	3
	29	9		11	12
5320-00-097-6520	1	6	5310-00-680-6745	1	9
	2	8		2	14
3110-00-120-4464	27	5	5210-00-687-3514	28	18
5305-00-137-3043	4	2		28	18
5320-00-173-8625	16	7		28	18
9905-00-202-3639	24	5	5315-00-702-3133	26	8
5325-00-202-4005	42	12	5305-00-702-4523	26	11
9905-00-205-2795	24	6	5305-00-719-5219	25	16
5305-00-207-2297	16	2	5305-00-719-5235	25	13
5305-00-207-8253	1	10	5305-00-721-8010	26	9
	2	15	5305-00-724-5910	24	32
5310-00-213-4960	16	9	5305-00-725-4183	24	18
5305-00-225-3843	29	6	5305-00-726-2550	24	36
5310-00-225-6408	24	35	4030-00-729-6054	10	4
5310-00-225-6993	15	8		10	10
	24	28		11	4
	27	12		11	10
	27	16	5310-00-732-0560	25	8
5306-00-226-4825	24	9	5310-00-733-9465	25	5
	28	25	5315-00-753-3892	6	23
5305-00-226-7234	6	22	5310-00-763-8905	25	11
4010-00-228-9943	20	21	5310-00-767-9425	24	19
5365-00-275-4519	25	6	5310-00-802-4701	22	5
5325-00-276-6343	42	13		24	10
5340-00-351-4099	14	4		30	9
	17	4	5310-00-820-6653	24	34
	20	17		25	10
6150-01-374-4603	37	9			
	39	4			
5925-00-386-8532	42	4			

STOCK NUMBER	FIG.	ITEM	STOCK NUMBER	FIG.	ITEM
5310-00-829-9981	30	14	5320-01-029-8205	14	2
5315-00-836-9628	6	19	5320-01-034-2844	13	15
5305-00-841-2681	6	16		17	19
5940-00-841-3690	42	9	5355-01-037-0835	3	23
5320-00-850-3266	3	25	5306-01-043-2250	26	13
	3	26	5306-01-043-2251	30	18
	20	18		30	18
5320-00-850-3282	15	15	5315-01-043-2258	15	16
5320-00-874-4471	3	6	5342-01-043-2261	22	8
	3	12	5342-01-043-2262	22	7
	3	15	7310-01-043-5404	13	1
5310-00-877-5797	6	18	7320-01-043-5405	12	1
5310-00-880-7744	42	16	7320-01-043-5406	12	3
5315-00-881-2253	3	28	7320-01-043-5407	12	5
5325-00-903-5909	2	17	5340-01-043-5409	23	1
5310-00-913-8881	17	29	7320-01-043-5411	16	1
5310-00-914-6028	22	6	7320-01-043-5412	14	1
	30	1	7320-01-043-5413	30	22
	30	10	7320-01-043-5414	19	1
5305-00-922-7994	26	12	7360-01-043-5416	10	1
8305-00-927-3829	10	5	7360-01-043-5417	10	7
	10	11	7360-01-043-5418	22	2
5310-00-929-1807	1	8	7360-01-043-5419	22	9
	2	5	7360-01-043-5420	3	2
	2	13	7360-01-043-5421	3	29
	16	4	7360-01-043-5422	24	37
	26	6	5410-01-043-5424	3	14
5310-00-933-8121	3	22	7360-01-043-8470	7	4
5310-00-933-8778	15	3	7360-01-043-8472	29	7
5310-00-934-9747	28	21	7360-01-043-8473	8	5
	28	21		9	6
	28	21	7360-01-043-8474	9	2
5310-00-939-0850	3	16	5340-01-043-8475	23	5
5305-00-939-9206	26	3	7360-01-043-8477	7	1
5305-00-958-5253	30	16	7360-01-043-8478	11	1
5315-00-959-6760	6	10	5340-01-043-8539	18	2
5320-00-962-4693	14	3		19	20
	17	5	7320-01-044-1042	19	5
	20	10	7360-01-044-1043	28	8
5310-00-982-4973	24	26	5340-01-044-1087	16	3
5310-00-984-3806	28	23	4110-01-044-2487	20	1
5305-00-984-6221	28	19	7320-01-044-2709	12	4
	28	19	7360-01-044-2710	26	4
	28	19	7360-01-044-2711	1	11
5935-01-012-3066	42	8		2	16
5320-01-015-0699	17	2	7360-01-044-5090	29	5
5320-01-023-2529	13	20	7360-01-044-5091	11	8
	14	13	7360-01-044-5092	28	5
	16	13	7360-01-044-5093	3	1
5320-01-029-8205	13	14	7360-01-044-5094	3	27

STOCK NUMBER	FIG.	ITEM	STOCK NUMBER	FIG.	ITEM
7360-01-044-5095	26	10	5340-01-136-6216	13	12
7360-01-044-5097	26	5		14	17
7360-01-044-7100	10	8		17	22
4720-01-044-8215	20	15		19	12
5120-01-044-8224	26	14	5315-01-145-1253	28	12
7320-01-045-1127	16	11	5315-01-147-8098	28	11
4110-01-045-1800	20	16	5330-01-184-1741	20	6
4110-01-045-5678	20	20	7330-01-191-4666	1	4
4110-01-045-5679	20	2		2	4
5305-01-045-5829	26	1	5320-01-197-1605	20	13
5305-01-045-5830	3	21	5310-01-200-6278	3	30
5315-01-045-5855	28	16	5330-01-204-2578	19	2
5340-01-045-5869	3	24	5340-01-206-9941	13	13
7360-01-045-8621	8	2		14	18
7360-01-045-8622	8	1		17	23
7360-01-045-8623	9	1		19	13
7360-01-046-0066	11	7	7320-01-213-6160	31	3
4730-01-046-3525	20	12	7360-01-213-8792	29	1
5340-01-046-4292	3	13	7330-01-224-0914	32	2
5330-01-046-4919	3	3	7330-01-234-2164	32	1
7320-01-048-2183	12	2	7330-01-234-2204	33	4
7310-01-048-2184	13	2	7330-01-236-3155	33	1
5340-01-048-6270	13	9	7330-01-242-9180	32	3
	14	14	7330-01-245-0201	32	4
	14	23	7310-01-245-6937	31	1
	17	12	7360-01-245-6943	8	1
	17	16	7360-01-245-6944	8	2
	19	15	7360-01-245-6945	9	2
4030-01-049-2377	8	9	7360-01-245-6946	11	7
7320-01-050-9771	30	24	7360-01-245-6947	11	1
5340-01-054-1766	3	9	7360-01-245-6948	10	7
5315-01-054-2690	16	12	7320-01-245-9048	31	7
5330-01-054-7481	20	5	7360-01-246-4309	7	1
9905-01-054-8978	24	2	7360-01-246-4310	11	8
5305-01-064-5453	29	13	7360-01-246-4311	7	4
7360-01-077-1190	15	1	7360-01-246-4312	10	8
8305-01-077-7512	9	8	7360-01-246-6733	9	1
5310-01-081-0783	19	3	5120-01-246-9259	27	1
5410-01-087-4187	9	7	7360-01-247-2367	6	1
5410-01-095-7046	9	5	7360-01-248-8733	33	3
	9	9	5340-01-249-6786	31	6
7360-01-116-9257	13	10	7330-01-250-7730	31	8
	14	15	7360-01-251-6470	6	2
	17	20	5330-01-255-2588	31	4
	19	9	2590-01-255-6371	27	13
7360-01-116-9258	13	11	7320-01-255-8174	31	2
	14	19	7360-01-256-6206	17	28
	17	24	3040-01-257-3766	6	17
	19	10	3020-01-261-1710	27	19
5340-01-118-8098	20	9	3020-01-261-1711	27	20

STOCK NUMBER	FIG.	ITEM	STOCK NUMBER	FIG.	ITEM
7360-01-280-5370	30	4	5411-01-476-7140	10	1
7320-01-317-3478	13	3		37	17
7360-01-361-5681	4	1	5411-01-476-7141	8	1
5340-01-365-8099	4	7		37	24
7330-01-411-9788	34	1	5411-01-476-7143	8	2
	37	4		37	25
7360-01-432-8324	2	1	5411-01-476-7144	9	1
4110-01-452-7315	21	1		37	22
	37	6	5411-01-476-7145	9	2
4110-01-452-7317	21	1		37	23
	37	6	5975-01-476-7146	37	11
5340-01-453-0578	23	9		38	8
7310-01-454-1281	36	1	7360-01-479-2972	30	21
7310-01-455-0896	35	3	6230-01-485-6376	37	7
7310-01-455-1014	35	2		39	1
7310-01-455-1206	35	1	5340-01-487-6922	37	8
7360-01-461-3015	4	3		39	3
4110-01-465-4559	21	2	5411-01-496-2099	8	1
7360-01-469-5482	37	1		37	24
6240-01-470-2496	39	2	5411-01-496-2100	10	7
7360-01-476-6635	37	10		37	15
	38	1	5411-01-496-2101	7	1
7330-01-476-6657	34	2		37	21
	37	5	5411-01-496-2102	37	26
5411-01-476-6663	11	1		40	1
	37	20	5411-01-496-2103	37	27
7720-01-476-6674	37	12		40	2
	41	1	5411-01-496-2104	9	1
5411-01-476-6678	37	26		37	22
	40	1	5411-01-496-2105	9	2
5411-01-476-6703	37	27		37	23
	40	2	5411-01-496-2106	10	8
7360-01-476-6715	13	1		37	16
	37	2	5411-01-496-2107	8	2
7360-01-476-6723	12	5		37	25
	37	3	5411-01-496-2108	10	1
7220-01-476-6860	37	13		37	17
	41	2	5411-01-496-2109	11	7
7220-01-476-6861	37	14		37	18
	41	3	5411-01-496-2110	11	8
5411-01-476-6862	11	8		37	19
	37	19	5411-01-496-2111	11	1
5411-01-476-7130	10	7		37	20
	37	15	7360-01-496-3869	37	1
5411-01-476-7132	10	8			
	37	16			
5411-01-476-7134	11	7			
	37	18			
5411-01-476-7136	7	1			
	37	21			

End of Work Package

UNIT MAINTENANCE
MOBILE KITCHEN TRAILER (MKT)

PART NUMBER INDEX

CAGEC	PART NUMBER	STOCK NUMBER	FIG.	ITEM
81337	AA52206-42B	7330-01-411-9788	34	1
			37	4
81337	AA52218-III1	4110-01-452-7315	21	1
			37	6
81337	AA52218-II2	4110-01-452-7317	21	1
			37	6
58536	AA52428-1	9905-00-205-2795	24	6
58536	AA52428-2	9905-00-202-3639	24	5
07707	AD45H	5320-00-874-4471	3	6
			3	12
			3	15
71126	B-4067		17	18
84256	BLDC6-10L4	5315-01-054-2690	16	12
80204	B18.22.1		42	18
80204	B1821BH025C100N	5305-00-225-3843	29	6
80204	B1821BH025C150N	5305-00-071-2509	6	4
80204	B1821BH031C075N	5306-00-226-4825	24	9
			28	25
80204	B1821BH038C125N	5305-00-068-0511	30	20
80204	B1821BH050C125N	5305-00-071-2067	27	3
80204	B1821BH050C425N	5305-00-071-1783	27	14
80204	B1821BH050F175N	5305-00-719-5235	25	13
80204	B1821BH063F175N	5305-00-726-2550	24	36
80204	B1821BH075C250N	5305-00-922-7994	26	12
83298	B20500-11	5310-00-045-3296	6	14
21760	CS791	3110-00-120-4464	27	5
07860	C21452	2590-00-473-6331	28	22
82168	D70	5940-00-841-3690	42	9
01276	FE7700-1		23	3
			23	7
			23	11
81348	FFW84CLASSASTYLE 21-4INWASHERLOCK		42	19
35510	F093002435	5310-00-045-3299	42	21
00328	G42-19	5305-00-841-2681	6	16
1X976	HBL14W47		42	1
46384	HNL-0420-C1	5310-01-081-0783	19	3
98003	H4734SSW2G	5340-00-351-4099	14	4
			17	4
			20	17
83190	I SUPPORT PLATE	7360-01-248-8733	33	3
81348	J-C-1270	6150-01-374-4603	37	9
			39	4
83190	K004	7330-01-234-2204	33	4
81348	LS125TY2CL2	8305-00-927-3829	10	5
			10	11
83014	LW-1710-1	7320-01-050-9771	30	24
83014	LW1023-1-6		26	7
81349	MIL-R-3390		7	3
81349	MILL11075STYB		7	2
81349	MILR24243-1A405	5320-01-029-8205	14	2

CAGEC	PART NUMBER	STOCK NUMBER	FIG.	ITEM
81349	MILR24243-1A602	5320-00-850-3266	3	25
			3	26
			20	18
81349	MILR24243-1A606	5320-00-962-4693	14	3
			17	5
			20	10
			16	7
81349	MILR24243-1F404	5320-00-173-8625	1	6
81349	MILR24243-6A505H	5320-00-097-6520	2	8
3AD06	MS0102	7310-01-455-0896	35	3
3AD06	MS0103	7310-01-455-1014	35	2
3AD06	MS0105	7310-01-455-1206	35	1
3AD06	MS0400	7310-01-454-1281	36	1
3AD06	MS0425		36	2
80205	MS15795-743		15	7
			24	29
80205	MS15795-809	5310-00-550-5054	2	6
96906	MS15795-810		6	5
80205	MS15795-811	5310-00-680-6745	1	9
			2	14
			16	5
80205	MS15795-813	5310-00-802-4701	22	5
			24	10
			30	9
80205	MS15795-815	5310-00-595-6057	28	14
			28	24
			30	2
80205	MS15795-818	5310-00-767-9425	24	19
80205	MS15795-819	5310-00-656-0114	15	4
80205	MS15795-820	5310-00-614-3505	24	33
96906	MS16555-658		27	10
80205	MS16562-216	5315-00-753-3892	6	23
96906	MS16562-218		28	6
			29	3
80205	MS16562-221	5315-00-881-2253	3	28
80205	MS16562-52	5315-00-836-9628	6	19
96906	MS17830-8F	5310-00-982-4973	24	26
80205	MS17985C1216	5315-00-702-3133	26	8
96906	MS20426-A4-5	5320-00-619-4028	18	3
80205	MS20426A4-5	5320-00-619-4028	19	21
80205	MS21044N3	5310-00-877-5797	6	18
96906	MS21083-C08	5310-00-939-0850	3	16
96906	MS24618-50		4	6
96906	MS24622-42	5305-00-067-9907	24	7
96906	MS24626-28		16	10
96906	MS27183-12	5310-00-081-4219	42	14
96906	MS35190-294		2	9
80205	MS35190-306	5305-00-958-5253	30	16
96906	MS35206-234	5305-00-984-6221	28	19
			28	19
			28	19

CAGEC	PART NUMBER	STOCK NUMBER	FIG.	ITEM
96906	MS35307-306	5305-00-702-4523	26	11
96906	MS35307-312	5305-00-207-2297	16	2
96906	MS35307-314	5305-00-721-8010	26	9
96906	MS35307-367	5305-00-455-0315	30	3
96906	MS35338-139	5310-00-933-8121	3	22
96906	MS35338-41	5310-00-045-4007	28	20
			28	20
			28	20
96906	MS35338-45	5310-00-407-9566	30	15
96906	MS35338-46	5310-00-637-9541	17	30
96906	MS35338-48		24	25
			25	7
96906	MS35338-50	5310-00-820-6653	24	34
			25	10
96906	MS35425-78		15	2
96906	MS35489-110	5325-00-202-4005	42	12
96906	MS35489-112	5325-00-903-5909	2	17
96906	MS35489-23	5325-00-276-6343	42	13
96906	MS35649-2312	5310-00-829-9981	30	14
96906	MS35649-262	5310-00-934-9747	28	21
			28	21
			28	21
96906	MS35825-10A	5340-01-054-1766	3	9
96906	MS35825-11C	5340-01-118-8098	20	9
96906	MS35826-12C		16	6
80205	MS51029-133	5305-01-064-5453	29	13
96906	MS51859-4	5310-00-213-4960	16	9
96906	MS51861-25C	5305-00-497-7401	20	4
			31	5
96906	MS51861-44C	5305-00-137-3043	4	2
96906	MS51862-6C	5305-00-497-7406	20	3
81349	MS51922-18		30	17
			30	17
			30	17
96906	MS51957-45	5305-00-054-6670	3	17
96906	MS51957-62	5305-00-050-9228	33	2
96906	MS51957-80	5305-00-071-1316	19	4
96906	MS51967-5	5310-00-880-7744	42	16
96906	MS51968-14	5310-00-732-0560	25	8
96906	MS51968-20	5310-00-763-8905	25	11
96906	MS87006-63	4030-00-729-6054	10	4
			10	10
			11	4
			11	10
80205	MS90725-162	5305-00-724-5910	24	32
80205	MS90725-193	5305-00-939-9206	26	3
96906	MS90725-26	5305-00-226-7234	6	22
96906	MS90725-3	5305-00-068-0500	30	13
80205	MS90726-113	5305-00-725-4183	24	18
96906	MS90727-111	5305-00-719-5219	25	16
81343	MS9245-45		28	15

CAGEC	PART NUMBER	STOCK NUMBER	FIG.	ITEM
96906	MS9316-02	5305-00-033-4919	6	13
96906	MS9390-310	5315-00-959-6760	6	10
81349	M2423/1-A608		3	4
81349	M24243/1-A403	5320-00-083-5009	19	14
81349	M24243/1-A404	5320-01-023-2529	13	20
			14	13
			16	13
			24	4
81349	M24243/1-A405	5320-01-029-8205	13	14
81349	M24243/1-A408	5320-00-850-3282	15	15
81349	M24243/1-A604	5320-01-034-2844	13	15
			17	19
81349	M24243/1-A612	5320-01-015-0699	17	2
81349	M24243/1-A616	5320-01-197-1605	20	13
81349	M24243/1-A804		15	10
81349	M24243/1-B602	5320-00-408-6073	2	11
			4	4
81349	M24243/5-A606	5320-00-493-4104	17	6
81349	M24243/6-A402H		30	23
81349	M45913/1-CG5C		24	11
81349	M45913/1-10FG5C	5310-00-225-6408	24	35
81349	M45913/1-4CG5C	5310-00-088-1251	6	3
81349	M45913/1-4CS3	5310-00-929-1807	1	8
			2	5
			2	13
			16	4
			26	6
81349	M45913/1-5CG5C	5310-00-984-3806	28	23
81349	M45913/1-6CS3	5310-00-914-6028	22	6
			30	1
			30	10
81349	M45913/1-8CG5C	5310-00-225-6993	15	8
			24	28
			27	12
			27	16
81349	M45913/2-12CG5C	5310-00-067-6356	26	2
80205	NASM35307	5305-00-207-8253	1	10
			2	15
80205	NAS1281A8	5340-00-479-4131	10	3
01976	NO-15	4030-01-049-2377	8	9
76445	OE11866	5365-00-275-4519	25	6
05463	PBK23	5355-01-037-0835	3	23
62607	PL-L-50W/35/RS	6240-01-470-2496	39	2
06383	PN10-10F		42	10
29440	RP-2	3040-01-257-3766	6	17
5D924	SHC1023ZP		42	5
83190	S11-44	7330-01-476-6657	34	2
			37	5
81348	WC596/142	5935-01-012-3066	42	8
56501	WGF100-CV		38	11
81337	X5-13-3898G1	7360-01-246-6733	9	1

CAGEC	PART NUMBER	STOCK NUMBER	FIG.	ITEM
81337	X5-13-3898G2	7360-01-245-6945	9	2
81337	X5-13-3899G1	7360-01-245-6943	8	1
81337	X5-13-3899G2	7360-01-245-6944	8	2
81337	X5-13-3901G1	7360-01-246-4311	7	4
81337	X5-13-3903G1		10	1
81337	X5-13-3904G1	7360-01-245-6948	10	7
81337	X5-13-3904G2	7360-01-246-4312	10	8
81337	X5-13-3905G1	7360-01-246-4309	7	1
81337	X5-13-3906G1	7360-01-245-6947	11	1
81337	X5-13-3907G1	7360-01-245-6946	11	7
81337	X5-13-3907G2	7360-01-246-4310	11	8
81348	ZZM71	7220-00-034-7225	24	8
5W578	01380.15.01		42	6
			42	7
78855	10630		5	10
21669	12101	5330-01-255-2588	31	4
97403	13218E0320-293	5310-00-913-8881	17	29
7X667	1380-15		38	7
			38	10
21669	14200	7320-01-213-6160	31	3
72452	1459-246	5310-00-088-1251	29	9
81091	1591S	5925-00-386-8532	42	4
78855	19993-01		5	4
78855	20642		5	7
78855	20648		5	3
77881	30203		42	2
78855	30654		5	11
78855	30662-01		5	2
06967	31-5004M-IP	6230-01-485-6376	37	7
			39	1
76786	340-1	5340-00-663-3010	10	13
			11	3
			11	12
39428	3955T367	5340-01-487-6922	37	8
			39	3
82084	4-2003	5210-00-687-3514	28	18
			28	18
			28	18
78855	40321		5	12
78855	40322-01		5	9
78855	40470		5	8
78855	40513-01		5	13
78855	42-13-01		5	5
78855	42-30-01		5	6
21669	46002	7320-01-245-9048	31	7
81337	5-13-2502P23	7360-01-043-5419	22	9
81337	5-13-2502P59		22	10
81337	5-13-2506P1		17	27
81337	5-13-2506P2		17	9
81337	5-13-2506P7		17	13
81337	5-13-2506P8		17	10

CAGEC	PART NUMBER	STOCK NUMBER	FIG.	ITEM
81337	5-13-2506P9		17	8
81337	5-13-2507G1		25	2
81337	5-13-2507G2		25	1
81337	5-13-2508G1		25	3
81337	5-13-2508G2		25	4
81337	5-13-2508G3		25	14
81337	5-13-2508G4		25	15
81337	5-13-2508G5		25	12
81337	5-13-2509G1		28	1
81337	5-13-2510G1		24	1
81337	5-13-2510P18-REV .K		24	24
81337	5-13-2510P3-REV. J		24	22
81337	5-13-2510P3-REV. K		24	23
81337	5-13-2510P4-REV. J		24	20
81337	5-13-2510P4-REV. M		24	21
81337	5-13-2512G6		24	30
81337	5-13-2512G7	7360-01-077-1190	15	1
81337	5-13-2512P15		24	27
81337	5-13-2512P25	9905-01-054-8978	24	2
81337	5-13-2512P29		15	6
81337	5-13-2512P31	5310-00-933-8778	15	3
81337	5-13-2512P32		15	5
81337	5-13-2513P14	5305-01-045-5829	26	1
81337	5-13-2513P15	5306-01-043-2250	26	13
81337	5-13-2514G5	7360-01-044-5097	26	5
81337	5-13-2514P6	7360-01-044-2710	26	4
81337	5-13-2514P8	7360-01-044-5095	26	10
81337	5-13-2514P9	5120-01-044-8224	26	14
81337	5-13-2515G1		28	17
81337	5-13-2515G10		28	13
81337	5-13-2515G11		28	4
81337	5-13-2515G2		28	3
81337	5-13-2515G3		28	9
81337	5-13-2515G4		28	4
81337	5-13-2515G5		28	13
81337	5-13-2515G6		28	10
81337	5-13-2515G9		28	2
81337	5-13-2515P21	5315-01-147-8098	28	11
81337	5-13-2515P22	5315-01-145-1253	28	12
81337	5-13-2516P19	5315-01-045-5855	28	16
81337	5-13-2517P1		24	31
81337	5-13-2519G1	7360-01-280-5370	30	4
81337	5-13-2519G2	7360-01-479-2972	30	21
81337	5-13-2519P12		30	5
81337	5-13-2519P19	5306-01-043-2251	30	18
			30	18

CAGEC	PART NUMBER	STOCK NUMBER	FIG.	ITEM
81337	5-13-2519P30		30	19
81337	5-13-2519P31		30	12
81337	5-13-2519P34		30	11
81337	5-13-2519P4		30	6
81337	5-13-2520G1REV D		1	1
81337	5-13-2520G1REV G	7360-01-432-8324	2	1
81337	5-13-2520P15		1	5
			2	7
81337	5-13-2520P17		2	2
81337	5-13-2520P2		1	2
81337	5-13-2520P6		1	7
			2	12
81337	5-13-2521G1REV D		1	3
81337	5-13-2521G1REV J		2	3
81337	5-13-2521G2	7330-01-191-4666	1	4
			2	4
81337	5-13-2521P20		2	10
81337	5-13-2523G1		22	1
81337	5-13-2523P14		22	3
81337	5-13-2523P2	7360-01-043-5418	22	2
81337	5-13-2523P5	5342-01-043-2262	22	7
81337	5-13-2523P6	5342-01-043-2261	22	8
81337	5-13-2524G1		15	9
81337	5-13-2524P3		15	14
81337	5-13-2524P4		15	12
81337	5-13-2524P5		15	17
81337	5-13-2524P6		15	13
81337	5-13-2524P8	5315-01-043-2258	15	16
81337	5-13-2525G1		15	11
81337	5-13-2526G2	7320-01-044-1042	19	5
81337	5-13-2526G3	7360-01-116-9257	13	10
			14	15
			17	20
			19	9
81337	5-13-2526P10	5340-01-136-6216	13	12
			14	17
			17	22
			19	12
81337	5-13-2526P11		13	23
			14	16
			17	21
			19	11
81337	5-13-2526P12	7360-01-116-9258	13	11
			14	19
			17	24
			19	10
81337	5-13-2526P5	5330-01-204-2578	19	2
81337	5-13-2526P9	5340-01-206-9941	13	13
			14	18
			17	23
			19	13

CAGEC	PART NUMBER	STOCK NUMBER	FIG.	ITEM
81337	5-13-2527G1		17	1
81337	5-13-2527P31		17	3
81337	5-13-2528G1		18	1
81337	5-13-2528P16	5340-01-043-8539	18	2
			19	20
81337	5-13-2529-P21		14	20
81337	5-13-2529G1		17	25
81337	5-13-2529G2		17	15
81337	5-13-2529G3		17	26
81337	5-13-2529G4		17	14
81337	5-13-2529G5		17	11
81337	5-13-2529G6		18	4
81337	5-13-2529P18		17	17
81337	5-13-2529P21		13	16
81337	5-13-2529P24		18	5
81337	5-13-2531G1	7320-01-043-5414	19	1
81337	5-13-2531P5		19	7
81337	5-13-2531P6		19	18
81337	5-13-2531P7		19	6
81337	5-13-2531P8		19	23
81337	5-13-2531P9		19	16
81337	5-13-2532G1		19	17
81337	5-13-2533G1	7320-01-043-5413	30	22
81337	5-13-2534G1		19	22
81337	5-13-2534G2		19	8
81337	5-13-2534G3		19	19
81337	5-13-2535G1	7320-01-043-5412	14	1
81337	5-13-2536G1		14	5
81337	5-13-2536P1		14	9
81337	5-13-2536P11		14	24
81337	5-13-2536P2		14	10
81337	5-13-2536P7		14	8
81337	5-13-2536P8		14	6
81337	5-13-2536P9		14	7
81337	5-13-2537G1		14	22
81337	5-13-2537G2		14	21
81337	5-13-2537G3		14	11
81337	5-13-2537P14		14	12
81337	5-13-2538P1		24	16
81337	5-13-2538P2		24	13
81337	5-13-2538P3		24	14
81337	5-13-2538P5		24	15
81337	5-13-2538P6		24	17
81337	5-13-2539G1		13	8
81337	5-13-2539G2		13	18
81337	5-13-2539P13		13	22
81337	5-13-2539P14		13	5
81337	5-13-2539P15		13	6
81337	5-13-2539P16		13	17
81337	5-13-2539P8		13	21
81337	5-13-2540G1	7320-01-317-3478	13	3

CAGEC	PART NUMBER	STOCK NUMBER	FIG.	ITEM
81337	5-13-2541G1	7310-01-043-5404	13	1
81337	5-13-2541G2	7310-01-048-2184	13	2
81337	5-13-2542G1		13	4
81337	5-13-2542P13		13	19
81337	5-13-2543G1	7360-01-043-5422	24	37
32682	5-13-2544G1	4110-01-044-2487	20	1
32682	5-13-2544P14	4110-01-045-1800	20	16
81337	5-13-2544P16		20	11
81337	5-13-2544P17	4730-01-046-3525	20	12
81337	5-13-2544P19	4720-01-044-8215	20	15
81337	5-13-2544P3		20	19
81337	5-13-2544P7		20	14
81337	5-13-2545 ITEM P 8	5330-01-054-7481	20	5
32682	5-13-2545G1	4110-01-045-5679	20	2
32682	5-13-2545G2	4110-01-045-5678	20	20
81337	5-13-2545P14		20	7
81337	5-13-2545P15		20	8
81337	5-13-2545P7	5330-01-184-1741	20	6
81337	5-13-2547G1		13	7
81337	5-13-2548G1		17	7
81337	5-13-2548G2		14	25
81337	5-13-2548G3		16	14
81337	5-13-2549G1	7320-01-043-5411	16	1
81337	5-13-2549P1	5340-01-044-1087	16	3
81337	5-13-2549P22		16	8
81337	5-13-2550G1	7320-01-045-1127	16	11
81337	5-13-2552G1	5340-01-043-5409	23	1
81337	5-13-2552G2	5340-01-043-8475	23	5
81337	5-13-2552G4	5340-01-453-0578	23	9
81337	5-13-2552P1		23	2
81337	5-13-2552P2		23	6
81337	5-13-2552P3		23	4
81337	5-13-2552P4		23	8
81337	5-13-2552P7		23	10
81337	5-13-2553G1	7320-01-043-5407	12	5
81337	5-13-2553G2	7320-01-044-2709	12	4
81337	5-13-2556G1	7360-01-045-8623	9	1
81337	5-13-2556G2	7360-01-043-8474	9	2
81337	5-13-2556P11	8305-01-077-7512	9	8
81337	5-13-2557G1	7360-01-045-8622	8	1
81337	5-13-2557G2	7360-01-045-8621	8	2
81337	5-13-2557P15		8	4
81337	5-13-2558G1		9	3
81337	5-13-2558G2		8	3
81337	5-13-2558G3		8	8
81337	5-13-2558G5		8	10
			9	4
81337	5-13-2558G6		8	7
81337	5-13-2558G7	7360-01-043-8473	8	5
			9	6

CAGEC	PART NUMBER	STOCK NUMBER	FIG.	ITEM
81337	5-13-2558G8		8	6
81337	5-13-2559G1	7320-01-048-2183	12	2
81337	5-13-2559G2	7320-01-043-5405	12	1
81337	5-13-2559G3	7320-01-043-5406	12	3
81337	5-13-2561G1	7360-01-043-8470	7	4
81337	5-13-2562G1	7360-01-043-8472	29	7
81337	5-13-2562G2		29	10
81337	5-13-2562G3	7360-01-044-5090	29	5
81337	5-13-2562G4		29	4
81337	5-13-2562G5		29	8
81337	5-13-2562P12		29	12
81337	5-13-2562P5		29	11
81337	5-13-2562P9		28	7
			29	2
81337	5-13-2564G1		30	7
81337	5-13-2565G2		10	2
			10	12
			11	2
			11	11
81337	5-13-2565G3		10	6
			10	9
			11	5
			11	9
81337	5-13-2566G1	7360-01-043-5416	10	1
81337	5-13-2566P11		11	6
81337	5-13-2567G1	7360-01-043-5417	10	7
81337	5-13-2567G2	7360-01-044-7100	10	8
81337	5-13-2568G1	7360-01-043-8477	7	1
81337	5-13-2569G1	7360-01-043-8478	11	1
81337	5-13-2570G1	7360-01-046-0066	11	7
81337	5-13-2570G2	7360-01-044-5091	11	8
81337	5-13-2571G1	7360-01-213-8792	29	1
81337	5-13-2571G2	7360-01-044-2711	1	11
			2	16
81337	5-13-2572G1	7360-01-044-5092	28	5
81337	5-13-2572P5		24	12
32682	5-13-2573G1	7360-01-044-1043	28	8
81337	5-13-2575G1	7360-01-044-5093	3	1
81337	5-13-2575P1	5305-01-045-5830	3	21
81337	5-13-2575P10	5410-01-043-5424	3	14
81337	5-13-2575P12	5340-01-046-4292	3	13
81337	5-13-2575P13	7360-01-043-5420	3	2
81337	5-13-2575P19		3	11
81337	5-13-2575P2		3	20
81337	5-13-2575P20		3	8
81337	5-13-2575P22		3	7
81337	5-13-2575P23	5330-01-046-4919	3	3
81337	5-13-2575P3	7360-01-044-5094	3	27
81337	5-13-2575P31		3	19
81337	5-13-2575P32		3	18
81337	5-13-2575P33	5310-01-200-6278	3	30

CAGEC	PART NUMBER	STOCK NUMBER	FIG.	ITEM
81337	5-13-2575P4	7360-01-043-5421	3	29
81337	5-13-2575P5		3	5
81337	5-13-2575P8	5340-01-045-5869	3	24
81337	5-13-2575P9		3	10
81337	5-13-3859	7330-01-224-0914	32	2
81337	5-13-3961	7330-01-234-2164	32	1
81337	5-13-3962	7330-01-242-9180	32	3
81337	5-13-3968		17	34
81337	5-13-3969	7330-01-236-3155	33	1
81337	5-13-3971	7330-01-245-0201	32	4
81337	5-13-3993		27	17
81337	5-13-3994		27	8
81337	5-13-3995		24	3
81337	5-13-4600	7360-01-247-2367	6	1
81337	5-13-4601		6	12
81337	5-13-4602		6	6
81337	5-13-4603		6	15
81337	5-13-4604		6	21
81337	5-13-4606		6	7
81337	5-13-4607		6	9
81337	5-13-4608		6	8
81337	5-13-4609	7360-01-251-6470	6	2
81337	5-13-4611	5120-01-246-9259	27	1
81337	5-13-4612		27	2
81337	5-13-4613		27	15
81337	5-13-4614		27	18
32682	5-13-4615	3020-01-261-1710	27	19
81337	5-13-4616		27	22
32682	5-13-4617	3020-01-261-1711	27	20
81337	5-13-4618		27	21
81337	5-13-4619		27	4
81337	5-13-4620		27	6
81337	5-13-4621		27	9
81337	5-13-4622		27	7
81337	5-13-4623		27	11
81337	5-13-4624	2590-01-255-6371	27	13
81337	5-13-4636	7360-01-361-5681	4	1
81337	5-13-4640	7360-01-461-3015	4	3
81337	5-13-4643		5	1
81337	5-13-4644		4	5
81337	5-13-4651	7360-01-256-6206	17	28
81337	5-13-4652 AND 5- 13-4653		17	33
81337	5-13-4654		17	32
81337	5-13-4657		6	20
81337	5-13-4658	5340-01-365-8099	4	7
81337	5-13-6101-1		42	27
81337	5-13-6388	7360-01-476-6635	37	10
			38	1
81337	5-13-6395-1	5975-01-476-7146	37	11
			38	8

CAGEC	PART NUMBER	STOCK NUMBER	FIG.	ITEM
81337	5-13-6396-1	7720-01-476-6674	37	12
			41	1
81337	5-13-6396-2	7220-01-476-6860	37	13
			41	2
81337	5-13-6396-3	7220-01-476-6861	37	14
			41	3
81337	5-13-6397-1	7360-01-469-5482	37	1
81337	5-13-6397-2	7360-01-496-3869	37	1
81337	5-13-6398-1		38	5
81337	5-13-6399-1		38	4
81337	5-13-6402-1		42	28
81337	5-13-6404		38	12
81337	5-13-6406-1	5411-01-476-6862	11	8
			37	19
81337	5-13-6406-2	5411-01-496-2110	11	8
			37	19
81337	5-13-6408-1	5411-01-476-7130	10	7
			37	15
81337	5-13-6408-2	5411-01-496-2100	10	7
			37	15
81337	5-13-6409-1	5411-01-476-7132	10	8
			37	16
81337	5-13-6409-2	5411-01-496-2106	10	8
			37	16
81337	5-13-6410-1	5411-01-476-7134	11	7
			37	18
81337	5-13-6410-2	5411-01-496-2109	11	7
			37	18
81337	5-13-6412-1	5411-01-476-7140	10	1
			37	17
81337	5-13-6412-2	5411-01-496-2108	10	1
			37	17
81337	5-13-6413-1	5411-01-476-7136	7	1
			37	21
81337	5-13-6413-2	5411-01-496-2101	7	1
			37	21
81337	5-13-6414-1	5411-01-476-7141	8	1
			37	24
81337	5-13-6414-2	5411-01-496-2099	8	1
			37	24
81337	5-13-6415-1	5411-01-476-7143	8	2
			37	25
81337	5-13-6415-2	5411-01-496-2107	8	2
			37	25
81337	5-13-6416-1	5411-01-476-7144	9	1
			37	22
81337	5-13-6416-2	5411-01-476-7145	9	2
			37	23
81337	5-13-6416-3	5411-01-496-2104	9	1
			37	22
81337	5-13-6416-4	5411-01-496-2105	9	2


CAGEC	PART NUMBER	STOCK NUMBER	FIG.	ITEM
81337	5-13-6416-4	5411-01-496-2105	37	23
81337	5-13-6417	5411-01-476-6663	11	1
81337	5-13-6417-1	5411-01-476-6663	37	20
81337	5-13-6417-2	5411-01-496-2111	11	1
			37	20
81337	5-13-6418-1	5411-01-476-6678	37	26
			40	1
81337	5-13-6418-2	5411-01-496-2102	37	26
			40	1
81337	5-13-6419-1	5411-01-476-6703	37	27
			40	2
81337	5-13-6419-2	5411-01-496-2103	37	27
			40	2
81337	5-13-6516	7360-01-476-6715	13	1
			37	2
81337	5-13-6517	7360-01-476-6723	12	5
			37	3
81337	5-13-6836		6	11
81337	5-13-6837		6	24
21669	500LCD-G	7310-01-245-6937	31	1
3KH40	5103-0		42	3
75582	515PR		38	6
			38	9
1BD74	5322K19		38	2
1BD74	55125K19		38	3
21669	60028	5340-01-249-6786	31	6
21669	60222	4110-01-465-4559	21	2
21669	63226-G	7320-01-255-8174	31	2
21669	64003	7330-01-250-7730	31	8
97942	645A560H43	5305-00-021-3740	17	31
			30	8
26687	652-5479	5305-00-576-5417	22	4
03007	7338-28	5340-01-048-6270	13	9
			14	14
			14	23
			17	12
			17	16
			19	15
19207	7339465	5310-00-733-9465	25	5
55879	8274	5410-01-095-7046	9	5
			9	9
4X630	863-000315		42	11
19207	8716882		25	9
19203	8850124	4010-00-228-9943	20	21
55879	9009-1907	5410-01-087-4187	9	7
2C507	90126A009		42	25
2V507	90283A197		42	24
2V507	90480A009		42	26
2V507	90866A030		42	15
2V507	91324A350		42	23
2V507	93548A603		42	22
2V507	95373A142		42	17

End of Work Package

By Order of the Secretary of the Army:

PETER J. SCHOOMAKER
General, United States Army
Chief of Staff

Official:


SANDRA R. RILEY
*Administrative Assistant to the
Secretary of the Army*
0512501

MICHAEL E. RYAN
GENERAL, USAF
Chief of Staff

Official:

GEORGE T. BABBETT
General, USAF
Commander, Air Force Materiel Command

DISTRIBUTION:

To be distributed in accordance with initial distribution number (IDN) 251034 requirements for TM 10-7360-206-23P.

These are the instructions for sending an electronic 2028

The following format must be used if submitting an electronic 2028. The subject line must be exactly the same and all fields must be included; however only the following fields are mandatory: 1, 3, 4, 5, 6, 7, 8, 9, 10, 13, 15, 16, 17, and 27.

From: "Whomever" <whomever@avma27.army.mil>

To: amssbriml@natick.army.mil

Subject: DA Form 2028

1. From: Joe Smith
2. Unit: home
3. Address: 4300 Park
4. City: Hometown
5. St: MO
6. Zip: 77777
7. Date Sent: 19-OCT-93
8. Pub no: 55-2840-229-23
9. Pub Title: TM
10. Publication Date: 04-JUL-85
11. Change Number: 7
12. Submitter Rank: MSG
13. Submitter FName: Joe
14. Submitter MName: T
15. Submitter LName: Smith
16. Submitter Phone: 123-123-1234
17. Problem: 1
18. Page: 2
19. Paragraph: 3
20. Line: 4
21. NSN: 5
22. Reference: 6
23. Figure: 7
24. Table: 8
25. Item: 9
26. Total: 123
27. Text:

This is the text for the problem below line 27.

RECOMMENDED CHANGES TO PUBLICATIONS AND BLANK FORMS For use of this form, see AR 25-30; the proponent agency is ODISC4.						Use Part II (reverse) for Repair Parts and Special Tool Lists (RPSTL) and Supply Catalogs/Supply Manuals (SC/SM).	DATE 21 October 2003
TO: (Forward to proponent of publication or form) (Include ZIP Code) U.S. ARMY TANK-AUTOMOTIVE AND ARMAMENT COMMAND ATTN: AMSTA LC-CECT KANSAS STREET NATICK, MA 01760-5052						FROM: (Activity and location) (Include ZIP Code) <i>PFC Jane Doe</i> <i>CO A 3rd Engineer BR</i> <i>Ft. Leonardwood, MO 63108</i>	
PART I – ALL PUBLICATIONS (EXCEPT RPSTL AND SC/SM) AND BLANK FORMS							
PUBLICATION/FORM NUMBER TM 10-1670-296-23&P				DATE 30 October 2002	TITLE Unit Manual for Ancillary Equipment for Low Velocity Air Drop Systems		
ITEM NO.	PAGE NO.	PARA-GRAPH	LINE NO. *	FIGURE NO.	TABLE NO.	RECOMMENDED CHANGES AND REASON (Provide exact wording of recommended changes, if possible).	
	0036 00-2				1	<p><i>In table 1, Sewing Machine Code Symbols, the second sewing machine code symbol should be MD ZZ not MD 22.</i></p> <p><i>Change the manual to show Sewing Machine, Industrial: Zig-Zag; 308 stitch; medium-duty; NSN 3530-01-181-1421 as a MD ZZ code symbol.</i></p>	
<small>*Reference to line numbers within the paragraph or subparagraph.</small>							
TYPED NAME, GRADE OR TITLE Jane Doe, PFC				TELEPHONE EXCHANGE/AUTOVON, PLUS EXTENSION 508-233-4141		SIGNATURE Jane Doe <i>Jane Doe</i>	

TO: <i>(Forward direct to addressee listed in publication)</i> U.S. ARMY TANK-AUTOMOTIVE AND ARMAMENT COMMAND ATTN: AMSTA LC-CECT KANSAS STREET NATICK, MA 01760-5052	FROM: <i>(Activity and location) (Include ZIP Code)</i> <i>PFC Jane Doe</i> <i>CO A 3rd Engineer BR</i> <i>Ft. Leonardwood, MO 63108</i>	DATE 21 October 2003
---	---	--------------------------------

PART II – REPAIR PARTS AND SPECIAL TOOL LISTS AND SUPPLY CATALOGS/SUPPLY MANUALS

PUBLICATION NUMBER TM 10-1670-296-23&P	DATE 30 October 2002	TITLE Unit Manual for Ancillary Equipment for Low Velocity Air Drop Systems
--	--------------------------------	--

PAGE NO.	COLM NO.	LINE NO.	NATIONAL STOCK NUMBER	REFERENCE NO.	FIGURE NO.	ITEM NO.	TOTAL NO. OF MAJOR ITEMS SUPPORTED	RECOMMENDED ACTION
0066 00-1					4			<i>Callout 16 in figure 4 is pointed to a D-Ring. In the Repair Parts List key for figure 4, item 16 is called a Snap Hook. Please correct one or the other.</i>

PART III – REMARKS

(Any general remarks or recommendations, or suggestions for improvement of publications and blank forms. Additional blank sheets may be used if more space is needed.)

--	--	--

TYPED NAME, GRADE OR TITLE	TELEPHONE EXCHANGE/AUTOVON, PLUS EXTENSION	SIGNATURE
----------------------------	--	-----------

<p align="center">RECOMMENDED CHANGES TO PUBLICATIONS AND BLANK FORMS</p> <p>For use of this form, see AR 25-30; the proponent agency is ODISC4.</p>						Use Part II (reverse) for Repair Parts and Special Tool Lists (RPSTL) and Supply Catalogs/Supply Manuals (SC/SM).	DATE
TO: (Forward to proponent of publication or form) (Include ZIP Code) Commander U.S. Army Tank-automotive and Armament Command ATTN: AMSTA-LC-CECT Kansas Street, Natick, MA 01760-5052.						FROM: (Activity and location) (Include ZIP Code)	
PART I – ALL PUBLICATIONS (EXCEPT RPSTL AND SC/SM) AND BLANK FORMS							
PUBLICATION/FORM NUMBER TM 10-7360-206-23P				DATE 29 April 2005		TITLE Unit and Direct Support Maintenance Repair Parts & Special Tool List (RPSTL) for Kitchen, Field, Trailer Mounted	
ITEM NO.	PAGE NO.	PARA-GRAPH	LINE NO. *	FIGURE NO.	TABLE NO.	RECOMMENDED CHANGES AND REASON <i>(Provide exact wording of recommended changes, if possible).</i>	
*Reference to line numbers within the paragraph or subparagraph.							
TYPED NAME, GRADE OR TITLE				TELEPHONE EXCHANGE/AUTOVON, PLUS EXTENSION		SIGNATURE	

TO: <i>(Forward direct to addressee listed in publication)</i> Commander U.S. Army Tank-automotive and Armament Command ATTN: AMSTA-LC-CECT Kansas Street, Natick, MA 01760-5052.	FROM: <i>(Activity and location) (Include ZIP Code)</i>	DATE
--	--	-------------

PART II – REPAIR PARTS AND SPECIAL TOOL LISTS AND SUPPLY CATALOGS/SUPPLY MANUALS

PUBLICATION NUMBER TM 10-7360-206-23P	DATE 29 April 2005	TITLE Unit and Direct Support Maintenance Repair Parts & Special Tool List (RPSTL) for Kitchen, Field, Trailer Mounted
---	------------------------------	--

PAGE NO.	COLM NO.	LINE NO.	NATIONAL STOCK NUMBER	REFERENCE NO.	FIGURE NO.	ITEM NO.	TOTAL NO. OF MAJOR ITEMS SUPPORTED	RECOMMENDED ACTION

PART III – REMARKS *(Any general remarks or recommendations, or suggestions for improvement of publications and blank forms. Additional blank sheets may be used if more space is needed.)*

TYPED NAME, GRADE OR TITLE	TELEPHONE EXCHANGE/AUTOVON, PLUS EXTENSION	SIGNATURE
----------------------------	--	-----------

<p align="center">RECOMMENDED CHANGES TO PUBLICATIONS AND BLANK FORMS</p> <p>For use of this form, see AR 25-30; the proponent agency is ODISC4.</p>						Use Part II (reverse) for Repair Parts and Special Tool Lists (RPSTL) and Supply Catalogs/Supply Manuals (SC/SM).	DATE
TO: (Forward to proponent of publication or form) (Include ZIP Code) Commander U.S. Army Tank-automotive and Armament Command ATTN: AMSTA-LC-CECT Kansas Street, Natick, MA 01760-5052.						FROM: (Activity and location) (Include ZIP Code)	
PART I – ALL PUBLICATIONS (EXCEPT RPSTL AND SC/SM) AND BLANK FORMS							
PUBLICATION/FORM NUMBER TM 10-7360-206-23P				DATE 29 April 2005		TITLE Unit and Direct Support Maintenance Repair Parts & Special Tool List (RPSTL) for Kitchen, Field, Trailer Mounted	
ITEM NO.	PAGE NO.	PARA-GRAPH	LINE NO. *	FIGURE NO.	TABLE NO.	RECOMMENDED CHANGES AND REASON <i>(Provide exact wording of recommended changes, if possible).</i>	
<i>*Reference to line numbers within the paragraph or subparagraph.</i>							
TYPED NAME, GRADE OR TITLE				TELEPHONE EXCHANGE/AUTOVON, PLUS EXTENSION		SIGNATURE	

TO: <i>(Forward direct to addressee listed in publication)</i> Commander U.S. Army Tank-automotive and Armament Command ATTN: AMSTA-LC-CECT Kansas Street, Natick, MA 01760-5052.	FROM: <i>(Activity and location) (Include ZIP Code)</i>	DATE
--	--	-------------

PART II – REPAIR PARTS AND SPECIAL TOOL LISTS AND SUPPLY CATALOGS/SUPPLY MANUALS

PUBLICATION NUMBER TM 10-7360-282-23P	DATE 29 April 2005	TITLE Unit and Direct Support Maintenance Repair Parts & Special Tool List (RPSTL) for Kitchen, Field, Trailer Mounted
--	-----------------------	---

PAGE NO.	COLM NO.	LINE NO.	NATIONAL STOCK NUMBER	REFERENCE NO.	FIGURE NO.	ITEM NO.	TOTAL NO. OF MAJOR ITEMS SUPPORTED	RECOMMENDED ACTION

PART III – REMARKS *(Any general remarks or recommendations, or suggestions for improvement of publications and blank forms. Additional blank sheets may be used if more space is needed.)*

--

TYPED NAME, GRADE OR TITLE	TELEPHONE EXCHANGE/AUTOVON, PLUS EXTENSION	SIGNATURE
----------------------------	--	-----------

The Metric System and Equivalents

Linear Measure

1 centimeter = 10 millimeters = .39 inch
 1 decimeter = 10 centimeters = 3.94 inches
 1 meter = 10 decimeters = 39.37 inches
 1 dekameter = 10 meters = 32.8 feet
 1 hectometer = 10 dekameters = 328.08 feet
 1 kilometer = 10 hectometers = 3,280.8 feet

Weights

1 centigram = 10 milligrams = .15 grain
 1 decigram = 10 centigrams = 1.54 grains
 1 gram = 10 decigrams = .035 ounce
 1 dekagram = 10 grams = .35 ounce
 1 hectogram = 10 dekagrams = 3.52 ounces
 1 kilogram = 10 hectograms = 2.2 pounds
 1 quintal = 100 kilograms = 220.46 pounds
 1 metric ton = 10 quintals = 1.1 short tons

Liquid Measure

1 centiliter = 10 milliliters = .34 fl. ounce
 1 deciliter = 10 centiliters = 3.38 fl. ounces
 1 liter = 10 deciliters = 33.81 fl. ounces
 1 dekaliter = 10 liters = 2.64 gallons
 1 hectoliter = 10 dekaliters = 26.42 gallons
 1 kiloliter = 10 hectoliters = 264.18 gallons

Square Measure

1 sq. centimeter = 100 sq. millimeters = .155 sq. inch
 1 sq. decimeter = 100 sq. centimeters = 15.5 sq. inches
 1 sq. meter (centare) = 100 sq. decimeters = 10.76 sq. feet
 1 sq. dekameter (are) = 100 sq. meters = 1,076.4 sq. feet
 1 sq. hectometer (hectare) = 100 sq. dekameters = 2.47 acres
 1 sq. kilometer = 100 sq. hectometers = .386 sq. mile

Cubic Measure

1 cu. centimeter = 1000 cu. millimeters = .06 cu. inch
 1 cu. decimeter = 1000 cu. centimeters = 61.02 cu. inches
 1 cu. meter = 1000 cu. decimeters = 35.31 feet

Approximate Conversion Factors

<i>To change</i>	<i>To</i>	<i>Multiply by</i>	<i>To change</i>	<i>To</i>	<i>Multiply by</i>
inches	centimeters	2.540	ounce-inches	newton-meters	.007062
feet	meters	.305	centimeters	inches	.394
yards	meters	.914	meters	feet	3.280
miles	kilometers	1.609	meters	yards	1.094
square inches	square centimeters	6.451	kilometers	miles	.621
square feet	square meters	.093	square centimeters	square inches	.155
square yards	square meters	.836	square meters	square feet	10.764
square miles	square kilometers	2.590	square meters	square yards	1.196
acres	square hectometers	.405	square kilometers	square miles	.386
cubic feet	cubic meters	.028	square hectometers	acres	2.471
cubic yards	cubic meters	.765	cubic meters	cubic feet	35.315
fluid ounces	milliliters	29.573	cubic meters	cubic yards	1.308
pints	liters	.473	milliliters	fluid ounces	.034
quarts	liters	.946	liters	pints	2.113
gallons	liters	3.785	liters	quarts	1.057
ounces	grams	28.349	liters	gallons	.264
pounds	kilograms	.454	grams	ounces	.035
short tons	metric tons	.907	kilograms	pounds	2.205
pound-feet	newton-meters	1.356	metric tons	short tons	1.102
pound-inches	newton-meters	.11296			

Temperature (Exact)

 _F Fahrenheit temperature 5/9 (after subtracting 32) Celsius temperature _C

PIN: 033880-000