

TB 9-2320-303-15



DEPARTMENT OF THE ARMY TECHNICAL BULLETIN

WARRANTY PROGRAM

FOR

**TRUCK, TRACTOR, LINE HAUL:
52,000 GVWR, 6 X 4, M915A4
(NSN 2320-01-458-1207) (EIC: B4M)**

**TRUCK, TRACTOR, LINE HAUL:
54,000 GVWR, 6 X 4, M915A4R2
(NSN 2320-01-531-9962) (EIC: B4V)**



Distribution Statement A: Approved for public release; distribution is unlimited.

HEADQUARTERS, DEPARTMENT OF THE ARMY

AUGUST 2007

LIST OF EFFECTIVE PAGES/WORK PACKAGES

NOTE: The portion of text affected by the changes is indicated by a vertical line in the outer margins of the page.

Date of issue for the original manual is:

Original.....0.....31 August 2007

Total number of pages is 28, consisting of the following:

Page No.	*Change No.
A/B blank.....	0
i/ii blank.....	0
1	0
2	0
3	0
4	0
5	0
6	0
A-1	0
A-2	0
A-3/(A-4 Blank).....	0
B-1/(B-2 Blank).....	0

* Zero in this column indicates an original page.

WARRANTY PROGRAM

FOR

TRUCK, TRACTOR, LINE HAUL:
52,000 GVWR, 6 X 4, M915A4
(NSN 2320-01-458-1207) (EIC: B4M)

TRUCK, TRACTOR, LINE HAUL:
54,000 GVWR, 6 X 4, M915A4R2
(NSN 2320-01-531-9962) (EIC: B4V)

REPORTING ERRORS AND RECOMMENDING IMPROVEMENTS

You can help improve this publication. If you find any mistakes or if you know of a way to improve the procedures, please let us know. Submit your DA Form 2028 (Recommended Changes to Equipment Technical Publications), through the Internet, on the Army Electronic Product Support (AEPS) website. The Internet address is <https://aeps.ria.army.mil/>. The DA Form 2028 is located under the Public Applications section in the AEPS Public Home Page.

Fill out the form and click on SUBMIT. Using this form on the AEPS will enable us to respond quicker to your comments and better manage the DA Form 2028 program. You may also mail, fax or e-mail your letter or DA Form 2028 directly to: TACOM Life Cycle Management Command, Attn: AMSTA-LC-LPIT/TECH PUBS, TACOM-RI, 1 Rock Island Arsenal, Rock Island, IL 61299-7630. The e-mail address is: ROCK-TACOM-TECH-PUBS@conus.army.mil The fax number is DSN 793-0726 or Commercial (309) 782-0726.

Distribution Statement A: Approved for public release; distribution is unlimited.

Table of Contents

Title	Page No.
General	1
Explanation of Terms	1
Coverage-Specific	2
Contractor Responsibilities	2
Government Responsibilities	3
Government Maintenance/Nullification	3
Alterations/Modifications	3
Abuse Determination	3
Abuse Avoidance	3
Claim Procedures	4
Warranty Dispute	5
Appendix A	A-1
Appendix B	B-1

1. General

The M915A4 and M915A4R2 vehicles are warranted by their manufacturer, Freightliner LLC, 4747 North Channel Ave., Portland, Oregon, 97217. Freightliner warrants that these vehicles are free from defects in design, material and workmanship. This technical bulletin explains warranty coverage for the vehicles and how to file claims on those vehicles.

2. Explanation of Terms

- a. Abuse. The improper use, maintenance, repair, or mishandling of warranted items that may cause the warranty of those items to become void.
- b. Acceptance Date. The date the equipment is accepted in the Army's inventory as annotated on the DD Form 250, Material Receiving and Inspection Report.
- c. Acquiring Command or Activity. An Activity that procures the items or material for a user.
- d. Alterations/Modifications. Any alteration after production, such as a retrofit conversion, remanufacture, design change, engineering change and the like.
- e. Defect. Any condition or characteristic in any supplies furnished by Freightliner LLC that is not in compliance with the requirements of the contract or that does not function as intended.
- f. Reimbursement. A written provision in a warranty contract whereby the user may make the necessary repairs with or without prior approval of the contractor, and the Government will be reimbursed for the repair parts and/or labor costs.
- g. Repair. To restore an item to a serviceable condition without affecting the warranty.
- h. Repairable. An item that may be reconditioned or economically repaired for reuse.
- i. Warranty. A written agreement between a contractor and the government that outlines the rights and obligations of both parties for defective supplies.
- j. Warranty Claim. Action started by the equipment users for authorized warranty repair or reimbursement.
- k. Warranty Period. Time during which the warranty is in effect.

1. Warranty Start Date. The date the warranty is put into effect.

3. Coverage-Specific

The vehicles are covered by a design, material and workmanship warranty. All components, interfaces and parts are covered under the basic vehicle warranty unless specifically identified herein. Freightliner's basic warranty for the M915A4 and M915A4R2 covers a period of 34 months with coverage beginning on the date of vehicle acceptance (check the vehicle data plate for warranty start date). Warranty claims (parts and labor) must exceed \$50.00 to be submitted.

Items excluded are parts that are subject to consumption during their normal service life and are routinely replaced during normal maintenance service. These excluded items include, but are not limited to: brake linings, clutch brakes, clutch linings, filters, (fuel, air, oil, water, and desiccant cartridges), florescent ballast and tubes, upholstery/floor mats, fuses, light bulbs, and non-reusable sealed light assemblies, mud flaps, receiver-drier/suction accumulator, glass breakage and scratches and wiper blades. Other EXCLUSIONS from warranty would be routine maintenance services and adjustments, as defined in the applicable maintenance and operator's manual. Balancing of tires, alignment of axles and wheels including thrust angles, camber caster and tow settings are also not covered. Other items not covered are the Engine, Tow Pintle and Rear Bogie Axles which are Government Furnished Equipment (GFE).

If a safety defect occurs during the warranty period that deadlines a vehicle from operation, Freightliner LLC will extend the warranty for each affected vehicle by a period of time from notification of the deadlined status until the vehicle is corrected and made operable.

Any supplies corrected or replaced under the warranty will carry the same warranty as when the vehicle was originally delivered.

Replacement parts distributed by Freightliner LLC will be free from defects in material and workmanship arising from normal use and service for 34 months. Replacement part warranty coverage is effective from the date of retail sale.

4. Contractor Responsibilities

The vehicle contract provides you with two options (contractor repair or government repair) for correcting defects. The choice of options is in the hands of the local unit or installation.

- a. Contractor Repair. If you choose the contractor repair option, the contractor will give you a location where the vehicle or component may be taken for repair.

- b. Government Repair. You may choose to repair the vehicle yourself. If you choose to do the work yourself, the contractor will reimburse the government for your labor. You may choose to use your own parts or may request that the vehicle contractor provide you with replacement parts instead of reimbursement of the cost of the parts. If you do not specifically request replacement parts the contractor will reimburse the government for the cost of the parts. The contractor shall bear the cost of shipping parts within CONUS.

5. Government Responsibilities

The US Army TACOM Life Cycle Management Command (LCMC) is the managing activity for the vehicles, contract and warranty policy of these trucks. Questions related to general warranty policy should be directed to the TACOM Warranty Coordinator (SFAE-CSS-TV-H), DSN 786-6426 or Commercial 586-574-6426 or horace.holt@us.army.mil .

6. Government Maintenance/Nullification

Scheduled maintenance for the vehicles is contained in TM 9-2320-303-10 and TM 9-2320-303-24 Series. The fact that vehicles are covered by a warranty does not relieve the user of the responsibility for proper operation, care and maintenance of these vehicles. Failure to perform the services scheduled within the vehicle's technical manuals could cause your warranty to be void. Additionally, abuse of the vehicles or components could cause a warranty claim to be refused.

7. Alterations/Modifications

Alterations and modifications shall not be made during the warranty period unless expressly directed by the Project Manager Heavy Tactical Vehicles (SFAE-CSS-TV-H).

8. Abuse Determination

Freightliner LLC does have the right to inspect returned parts as requested. Upon inspection, if the determination is made that the part has been abused, Freightliner LLC will notify the government in writing to advise of the finding. All parts related to any warranty repair must be retained for 30 days from the claim processing date or until notification of disposition is received.

9. Abuse Avoidance

The government is responsible for advising all commands of abuses as they become aware of them, and the proper steps to be taken to avoid future abuses.

10. Claim Procedures

a. Contractor Repair

(1) If you prefer that the vehicle contractor make the warranty repairs, you can contact or take your vehicle to your local Freightliner dealership, who are considered Freightliner LLC representatives for the required warranty work. If there are any problems, issues or concerns that can be resolved at the dealership, either they or yourself can contact Freightliner LLC, Mr. Myles Haider by telephone, (503) 745-8760 or email MylesHaider@freightliner.com and explain your problem. Please have your serial number available when calling. Record the date, time and the name of the Freightliner representative contacted. If no Freightliner customer service representative is available at the above number you can contact the Freightliner Customer Assistance Center at 1-800-FTL-HELP (385-4357), which is open 24 hours a day, 7 days a week for assistance.

(2) Freightliner LLC will make all the arrangements with the dealership for receipt, inspection and repair of the vehicle. Freightliner LLC will make every effort to provide telephonic instructions to you immediately. For those exceptions that cannot be handled immediately, the contractor will provide telephonic instructions to you within 5 working days.

(3) When instructed, deliver the vehicle to the designated dealership. Obtain a copy of the dealership job order and retain it as evidence of a warranty claim.

(4) If the vehicle is not repaired or not repaired to your satisfaction within 10 working days, contact the Freightliner representative originally contacted.

NOTE: DA Form 5504 or 5504-1 is the continuation sheet of DA Form 2407.

(5) When the vehicle is repaired to your satisfaction, forward a copy of a completed DA Form 2407 (or DA Form 5504) as follows:

Send one (1) copy to:
Warranty Administration
Freightliner LLC
4747 N. Channel Ave
Portland, OR 97217

Only one claim may be submitted on each DA Form 2407 (or DA Form 5504).
(See Appendix A for preparation of form.)

(6) If Freightliner LLC or its authorized dealer disputes your warranty claim, immediately prepare and forward a DA Form 2407 (or DA Form 5504). (See Appendix A for preparation of form.)

b. Government Repair

(1) If you wish to make repairs yourself and wish to use parts you have on hand, proceed immediately with repairs. Within 30 days of completing repairs submit copies of DA Form 2407 (or DA Form 5504) as follows:

a.) If you wish to make repairs yourself but wish Freightliner LLC to provide parts, contact Freightliner LLC, Mr. Myles Haider, by telephone, (503) 745-8760, or email MylesHaider@freightliner.com. Provide an accurate description of the problem and that you want Freightliner to ship parts to you. Record the date, time and the name of the Freightliner representative contacted.

b.) Provide Freightliner LLC with your MILSTRIP Document Number, Address and Supplementary Signal Code. After the repair is completed, submit two copies of DA Form 2407 (or DA Form 5504).

(2) In making your own repairs, you may be required to return defective part(s) to Freightliner LLC. If so, drain the defective parts and tag them with DA Form 2402. Refer to Appendix B for preparation of the form.

Send one (1) copy to:
Warranty Administration
Freightliner LLC
4747 N. Channel Ave
Portland, OR 97217

Clean, wrap and securely package the parts to prevent further damage. Freightliner LLC will pay the transportation cost for shipping the defective parts when they request their return. Only ship parts to Freightliner LLC if they request them. Defective parts should be held for 30 days after notifying Freightliner LLC of your claim. If Freightliner LLC does not request the defective parts within 30 days you may dispose of them.

11. Warranty Dispute

a. If Freightliner LLC declines to perform repairs on items for which you believe the Government has a valid warranty claim:

- (1) Perform the repairs yourself; use your own repair parts.
- (2) Immediately report the situation using a DA Form 2407 (or DA Form 5504) to the Warranty Coordinator

Commander
U.S. Army TACOM LCMC
ATTN: SFAE-CSS-TV-H
6501 E. 11 Mile Rd.
Warren, MI 48397-5000

Also send a copy to:
Warranty Administration
Freightliner LLC
4747 N. Channel Ave.
Portland, OR 97217

- a) Record "Warranty Dispute" and a complete description of the failure.
- b) Enter name, activity and telephone number of the person submitting the warranty dispute.
- c) Enter the name, address and telephone number of the Freightliner representative or dealership that refused the service.
- d) Give specific reasons for refusal.
- e) Enter the specific facts/evidence that you feel will disprove Freightliner's reason for refusal. Include photographs and sketches as appropriate.

APPENDIX A

GOVERNMENT FORMS

A-1. DA FORM 2407 (or DA Form 5504)

- a. Use of DA Form 2407 (or DA Form 5504). The DA Form 2407 (or DA Form 5504) is used to obtain parts and labor reimbursements and to report warranty claim actions after the work has been accomplished or when a dispute arises. Refer to Figure A-1 for an example of a DA Form 2407 (or DA Form 5504).
 - (1) The repairable exchange facility is responsible for forwarding the DA Form 2407 (or DA Form 5504) when claims concern repairable items.
 - (2) DA Form 2407 (or DA Form 5504) is forwarded by the unit authorized to replace the item, when repairable exchange of the item is not involved.
 - (3) Evacuating units forward DA Form 2407 (or DA Form 5504), when all work is completed by Freightliner LLC.
 - (4) DA Form 2407 (or DA Form 5504), when used to report a warranty dispute, is submitted by the unit authorized to replace the item. DA Form 2407 (or DA Form 5504) is filled out in accordance with this section.
- b. Forwarding DA Form 2407 (or DA Form 5504). When DA Form 2407 (or DA Form 5504) is prepared after work is accomplished, make sure that copy 3 is marked "For Information Only" and forwarded to:

Warranty Administration
Freightliner LLC
4747 N. Channel Ave
Portland, OR 97217

- c. Warranty Disputes. When DA Form 2407 (or DA Form 5504) is prepared for warranty disputes, make sure copies 2 and 5 are marked "Warranty Dispute" for forwarding to the addresses given in paragraph 11. To assist in the technical review and evaluation to minimize technical misunderstanding, include the following information:

Name, address, and telephone number of the Freightliner representative or dealership that refused the service.

Specific reason(s) for refusal.

Specific facts/evidence that you feel will refute Freightliner's reasons for refusal. Include photographs and sketches, if appropriate.

- d. Completing DA Form 2407 (or DA Form 5504). DA PAM 738-750 governs the preparation of DA Form 2407 (or DA Form 5504). In addition to the instructions provided in DA PAM 738-750, the following information will assist you in filling out the form for the purpose of claims under these vehicles warranty. Refer to figure A-1 for an example of a completed DA Form 2407 (or DA Form 5504).

(1) Section I (to be filled out by originating organization).

- a) Block 1. Enter the Freightliner vehicle chassis serial number found on the identification plate.
- b) Use the following information to complete blocks 3,5,6:

Block 3	Block 5	Block 6
Truck, Tractor Line Haul	M915A4	2320-01-458-1207
Truck, Tractor Line Haul	M915A4R2	2320-01-531-9962

- c) Block 16. Enter "Warranty Claim Action" and give a complete description of the failure.

(2) Section II (to be filled out by the support activity). Fill in Section II by following the steps below:

- a) Block 17. Fill in the name and address of the facility that made the repair.
- b) Block 18. Check the appropriate box.

MAINTENANCE REQUEST					FACE NO.	NO. OF PAGES	REQUIREMENT CONTROL SYMBOL				
For use of this Form, see DA Pam 738-750; the proponent agency is DCSLOG.							CSGLD-10471R11				
SECTION I - EQUIPMENT DATA											
CONTROL NUMBER B27534		WORK ORDER NUMBER		WESDC	ORG PD	PD AUTHENTICATION					
<input type="checkbox"/> WORK REQUEST <input type="checkbox"/> MWO <input checked="" type="checkbox"/> WARRANTY CLAIM		1a. ORGANIZATION Co C 1st Sig Bn 4th Mech Div			b. LOCATION Ft. Green, PA 20022			c. UNIT IDENT CODE WT6413			
2. SERIAL NO. W24BE65434535		3. NOUN NOMENCLATURE 6 X 4 Truck Tractor Line Haul		4. LINE NO.	5. MODEL M915A3		6. NATIONAL STOCK NUMBER 2320-01-432-4847				
7. MAINTENANCE ACTIVITY 0 123BD Maint. Bn.		a. LEVEL 07	b. UTILIZATION CODE	c. MCSR ITEM	d. ERC	e. PACING ITEM	10. HOURS 119	11. MILES 0098	12. ROUNDS	13. STARTS	
14. FAILURE DETECTED DURING (Select one - use / or X)					15. FIRST INDICATION OF TROUBLE (Select one - use / or X)						
<input type="checkbox"/> A Scheduled Maintenance <input type="checkbox"/> B Handling		<input type="checkbox"/> C Test <input checked="" type="checkbox"/> D Normal Op		<input type="checkbox"/> E Storage <input type="checkbox"/> F Inspection		<input type="checkbox"/> G Flight <input type="checkbox"/> H Other		<input type="checkbox"/> 058 Inoperative <input checked="" type="checkbox"/> 008 Noisy		<input type="checkbox"/> 258 Overheating <input type="checkbox"/> 387 Low Performance	<input type="checkbox"/> 750 Out of Adjustment <input type="checkbox"/> Other
16. DESCRIBE DEFICIENCIES OR SYMPTOMS ON THE BASIS OF COMPLETE CHECKOUT AND DIAGNOSTIC PROCEDURE IN EQUIPMENT TM (Do not prescribe repairs)											
16a. REMARKS											
SECTION II - WORK ACCOMPLISHED											
17a. REPAIR ORGANIZATION/ACTIVITY Miller Truck Repair			c. UNIT IDENT CODE		18. TYPE ORGANIZATION/ACTIVITY ACCOMPLISHING WORK (Select one - use / or X)			19. AMS ACCOUNT CODE			
b. LOCATION Gainsville, PA 20022					<input type="checkbox"/> 1 TOE <input type="checkbox"/> 2 TD <input checked="" type="checkbox"/> 3 CONTRACTOR						
20a. ACT CODE	FAILURE CODE b	c. COMPONENT/PART NOUN, SVC, OR MWO NO.			MANHOURS (Hrs & tenths) g	NATIONAL STOCK NUMBER A	PART SOURCE CODE i	QTY j	PARTS COST k		
		d. CS CODE	e. REF DESIGNATOR	f. MFR CODE							
	WATER PUMP	MOH - 021490M			2.0	2930-01-003-5638					
FILL IN AS SHOWN IN DA Pam 738-750											
					l. TOTAL MANHOURS	m. TOTAL MANHOURS COST	n. TOTAL PARTS COST				
21. DELAY (Select one)					22. DATA TRANSCRIBED						
<input type="checkbox"/> 1 Parts <input type="checkbox"/> 2 Manpower <input type="checkbox"/> 3 Facilities <input type="checkbox"/> 4 Funds <input type="checkbox"/> 5 Tools					<input type="checkbox"/> A To User <input type="checkbox"/> B To Stock <input type="checkbox"/> C Salvaged <input type="checkbox"/> D Evacuated <input type="checkbox"/> E Cannibalization						
23. SUBMITTED BY Jim Greer		24. RECEIVED BY		25. WORK STARTED BY		26. INSPECTED BY		27. ACCEPTED BY			
JULIAN DATE 3090		JULIAN DATE		JULIAN DATE		JULIAN DATE		JULIAN DATE			

Figure A-1. DA Form 2407-Sample Completed A-3/(A-4 Blank)

APPENDIX B

GOVERNMENT FORMS

B-1. DA Form 2402

a. Use of Form 2402. The DA Form 2402 must be filled out and attached to any and all part(s) removed from the vehicle. Refer to Figure B-1 for an example of a completed DA Form 2402.

b. Block 11. Enter the Freightliner chassis serial number of the vehicle found on the vehicle data plate.


<p style="writing-mode: vertical-rl; transform: rotate(180deg);">Edition of MAY 81 is obsolete.</p>  <p style="writing-mode: vertical-rl; transform: rotate(180deg);">★ U.S. GPO: 1986 - 161-818</p>	DA Pams 736-750 and 738-751 EXCHANGE TAG	1. SUPPORT AGENCY (DODAAC) WGAPAD		2. DATE 3031		
		3. ORGANIZATION (DODAAC) WRCAAA		4. <input type="checkbox"/> WARRANTY <input type="checkbox"/> EIR EXHIBIT <input checked="" type="checkbox"/> EXCHANGE		
		5. NSN 2815-00-746-1983		6. NOUN NOMENCLATURE STARTER		
		7. PD 02	8. PD AUTHENTICATION			
		END ITEM IDENTIFICATION	9. END ITEM NOUN NOMENCLATURE TRUCK TRACTOR LINE HAUL 6 X 4			
			10. MODEL M915A3	11. SERIAL NO. 176943		
		12. DEFICIENCY OR SYMPTOM WILL NOT CRANK ENGINE				
		13. DATE ACCEPTED 3031		14. SIGNATURE		15. NMCS YES
		16. JON			17. INITIALS	
		18. DATE REPAIRED			19. INITIALS	
DA FORM 2402 DEC 85						

Figure B-1. DA Form 2402 - Sample Completed

RECOMMENDED CHANGES TO PUBLICATIONS AND BLANK FORMS						Use Part II (reverse) for Repair Parts and Special Tool Lists (RPSTL) and Supply Catalogs/Supply Manuals (SC/SM).	DATE Date you filled out this form.
For use of this form, see AR 25-30; the proponent agency is ODISC4.							
TO: (Forward to proponent of publication or form) (Include ZIP Code) AMSTA-LC-LPIT / TECH PUBS, TACOM-RI 1 Rock Island Arsenal Rock Island, IL 61299-7630						FROM: (Activity and location) (Include ZIP Code) Your mailing address	
PART I – ALL PUBLICATIONS (EXCEPT RPSTL AND SC/SM) AND BLANK FORMS							
PUBLICATION/FORM NUMBER TB 9-2320-303-15				DATE 31 Aug 07		Truck, tractor, line Haul M915A4 and M915A4R2	
ITEM NO.	PAGE NO.	PARA-GRAPH	LINE NO. *	FIGURE NO.	TABLE NO.	RECOMMENDED CHANGES AND REASON (Provide exact wording of recommended changes, if possible).	
						SAMPLE	
<i>*Reference to line numbers within the paragraph or subparagraph.</i>							
TYPED NAME, GRADE OR TITLE Your Name				TELEPHONE EXCHANGE/AUTOVON, PLUS EXTENSION		SIGNATURE Your Signature	

TO: <i>(Forward direct to addressee listed in publication)</i> AMSTA-LC-LPIT / TECH PUBS, TACOM-RI 1 Rock Island Arsenal Rock Island, IL 61299-7630	FROM: <i>(Activity and location) (Include ZIP Code)</i> Your address	DATE Date you filled out this form
---	--	--

PART II – REPAIR PARTS AND SPECIAL TOOL LISTS AND SUPPLY CATALOGS/SUPPLY MANUALS

PUBLICATION NUMBER TB 9-2320-303-15	DATE 31 Aug 07	TITLE Truck, Tractor M915A4 and M915A4R2
-------------------------------------	----------------	---

PAGE NO.	COLM NO.	LINE NO.	NATIONAL STOCK NUMBER	REFERENCE NO.	FIGURE NO.	ITEM NO.	TOTAL NO. OF MAJOR ITEMS SUPPORTED	RECOMMENDED ACTION

PART III – REMARKS *(Any general remarks or recommendations, or suggestions for improvement of publications and blank forms. Additional blank sheets may be used if more space is needed.)*

TYPED NAME, GRADE OR TITLE Your Name	TELEPHONE EXCHANGE/AUTOVON, PLUS EXTENSION	SIGNATURE Your Signature
---	--	-----------------------------

RECOMMENDED CHANGES TO PUBLICATIONS AND BLANK FORMS For use of this form, see AR 25-30; the proponent agency is ODISC4.	Use Part II (<i>reverse</i>) for Repair Parts and Special Tool Lists (RPSTL) and Supply Catalogs/Supply Manuals (SC/SM).	DATE
---	--	------

TO: (<i>Forward to proponent of publication or form</i>) (<i>Include ZIP Code</i>) AMSTA-LC-LPIT / TECH PUBS, TACOM-RI 1 Rock Island Arsenal Rock Island, IL 61299-7630	FROM: (<i>Activity and location</i>) (<i>Include ZIP Code</i>)
---	---

PART I – ALL PUBLICATIONS (EXCEPT RPSTL AND SC/SM) AND BLANK FORMS

PUBLICATION/FORM NUMBER TB 9-2320-303-15	DATE 31 Aug 07	TITLE Truck, Tractor, Line Haul M915A4 and M915A4R2
---	-------------------	--

ITEM NO.	PAGE NO.	PARA-GRAPH	LINE NO. *	FIGURE NO.	TABLE NO.	RECOMMENDED CHANGES AND REASON <i>(Provide exact wording of recommended changes, if possible).</i>

<i>*Reference to line numbers within the paragraph or subparagraph.</i>		
TYPED NAME, GRADE OR TITLE	TELEPHONE EXCHANGE/AUTOVON, PLUS EXTENSION	SIGNATURE

TO: <i>(Forward direct to addressee listed in publication)</i> AMSTA-LC-LPIT / TECH PUBS, TACOM-RI 1 Rock Island Arsenal Rock Island, IL 61299-7630	FROM: <i>(Activity and location) (Include ZIP Code)</i>	DATE
---	--	-------------

PART II – REPAIR PARTS AND SPECIAL TOOL LISTS AND SUPPLY CATALOGS/SUPPLY MANUALS

PUBLICATION NUMBER TB 9-2320-303-15				DATE 31 Aug 07			TITLE Truck, Tractor M915A4 and M915A4R2	
PAGE NO.	COLM NO.	LINE NO.	NATIONAL STOCK NUMBER	REFERENCE NO.	FIGURE NO.	ITEM NO.	TOTAL NO. OF MAJOR ITEMS SUPPORTED	RECOMMENDED ACTION

PART III – REMARKS *(Any general remarks or recommendations, or suggestions for improvement of publications and blank forms. Additional blank sheets may be used if more space is needed.)*

TYPED NAME, GRADE OR TITLE	TELEPHONE EXCHANGE/AUTOVON, PLUS EXTENSION	SIGNATURE
----------------------------	--	-----------

RECOMMENDED CHANGES TO PUBLICATIONS AND BLANK FORMS For use of this form, see AR 25-30; the proponent agency is ODISC4.	Use Part II (reverse) for Repair Parts and Special Tool Lists (RPSTL) and Supply Catalogs/Supply Manuals (SC/SM).	DATE
---	---	------

TO: (Forward to proponent of publication or form) (Include ZIP Code) AMSTA-LC-LPIT / TECH PUBS, TACOM-RI 1 Rock Island Arsenal Rock Island, IL 61299-7630	FROM: (Activity and location) (Include ZIP Code)
---	---

PART I – ALL PUBLICATIONS (EXCEPT RPSTL AND SC/SM) AND BLANK FORMS

PUBLICATION/FORM NUMBER TB 9-2320-303-15	DATE 31 Aug 07	TITLE Truck, Tractor, Line Haul M915A4 and M915A4R2
---	-------------------	--

ITEM NO.	PAGE NO.	PARA-GRAPH	LINE NO. *	FIGURE NO.	TABLE NO.	RECOMMENDED CHANGES AND REASON (Provide exact wording of recommended changes, if possible).

**Reference to line numbers within the paragraph or subparagraph.*

TYPED NAME, GRADE OR TITLE	TELEPHONE EXCHANGE/AUTOVON, PLUS EXTENSION	SIGNATURE
----------------------------	--	-----------

TO: <i>(Forward direct to addressee listed in publication)</i> AMSTA-LC-LPIT / TECH PUBS, TACOM-RI 1 Rock Island Arsenal Rock Island, IL 61299-7630	FROM: <i>(Activity and location) (Include ZIP Code)</i>	DATE
---	--	-------------

PART II – REPAIR PARTS AND SPECIAL TOOL LISTS AND SUPPLY CATALOGS/SUPPLY MANUALS

PUBLICATION NUMBER TB 9-2320-303-15					DATE 31 Aug 07		TITLE Truck, Tractor M915A4 and M915A4R2	
PAGE NO.	COLM NO.	LINE NO.	NATIONAL STOCK NUMBER	REFERENCE NO.	FIGURE NO.	ITEM NO.	TOTAL NO. OF MAJOR ITEMS SUPPORTED	RECOMMENDED ACTION

PART III – REMARKS *(Any general remarks or recommendations, or suggestions for improvement of publications and blank forms. Additional blank sheets may be used if more space is needed.)*

--

TYPED NAME, GRADE OR TITLE	TELEPHONE EXCHANGE/AUTOVON, PLUS EXTENSION	SIGNATURE
----------------------------	--	-----------

By Order of the Secretary of the Army:

GEORGE W. CASEY, JR.
General, United States Army
Chief of Staff

Official:

A handwritten signature in black ink that reads "Joyce E. Morrow". The signature is written in a cursive style with a large, stylized initial "J".

JOYCE E. MORROW
Administrative Assistant to the
Secretary of the Army

0712403

DISTRIBUTION: To be distributed in accordance with the initial distribution number (IDN) 344880, requirements for TM 9-2320-303-10.

THE METRIC SYSTEM AND EQUIVALENTS

LINEAR MEASURE

1 Centimeter = 10 Millimeters = 0.01 Meters = 0.3937 Inches
 1 Meter = 100 Centimeters = 1000 Millimeters = 39.37 Inches
 1 Kilometer = 1000 Meters = 0.621 Miles

SQUARE MEASURE

1 Sq Centimeter = 100 Sq Millimeters = 0.155 Sq Inches
 1 Sq Meter = 10,000 Sq Centimeters = 10.76 Sq Feet
 1 Sq Kilometer = 1,000,000 Sq Meters = 0.386 Sq Miles

WEIGHTS

1 Gram = 0.001 Kilograms = 1000 Milligrams = 0.035 Ounces
 1 Kilogram = 1000 Grams = 2.2 Lb
 1 Metric Ton = 1000 Kilograms = 1 Megagram = 1.1 Short Tons

CUBIC MEASURE

1 Cu Centimeter = 1000 Cu Millimeters = 0.06 Cu Inches
 1 Cu Meter = 1,000,000 Cu Centimeters = 35.31 Cu Feet

LIQUID MEASURE

1 Milliliter = 0.001 Liters = 0.0338 Fluid Ounces
 1 Liter = 1000 Milliliters = 33.82 Fluid Ounces

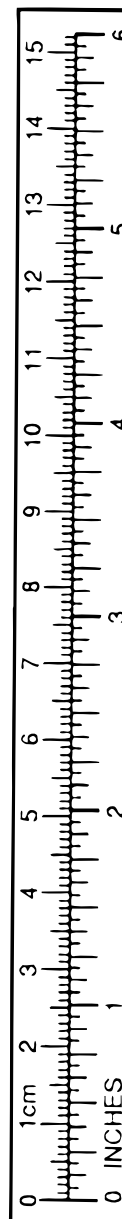
TEMPERATURE

$5/9 (^{\circ}\text{F} - 32) = ^{\circ}\text{C}$
 212 $^{\circ}$ Fahrenheit is equivalent to 100 $^{\circ}$ Celsius
 90 $^{\circ}$ Fahrenheit is equivalent to 32.2 $^{\circ}$ Celsius
 32 $^{\circ}$ Fahrenheit is equivalent to 0 $^{\circ}$ Celsius
 $9/5 \text{ C}^{\circ} + 32 = \text{F}^{\circ}$

APPROXIMATE CONVERSION FACTORS

<u>TO CHANGE</u>	<u>TO</u>	<u>MULTIPLY BY</u>
Inches	Centimeters	2.540
Feet	Meters	0.305
Yards	Meters	0.914
Miles	Kilometers	1.609
Square Inches	Square Centimeters	6.451
Square Feet	Square Meters	0.093
Square Yards	Square Meters	0.836
Square Miles	Square Kilometers	2.590
Acres	Square Hectometers	0.405
Cubic Feet	Cubic Meters	0.028
Cubic Yards	Cubic Meters	0.765
Fluid Ounces	Milliliters	29.573
Pints	Liters	0.473
Quarts	Liters	0.946
Gallons	Liters	3.785
Ounces	Grams	28.349
Pounds	Kilograms	0.454
Short Tons	Metric Tons	0.907
Pound-Feet	Newton-Meters	1.356
Pounds per Square Inch	Kilopascals	6.895
Miles per Gallon	Kilometers per Liter	0.425
Miles per Hour	Kilometers per Hour	1.609

<u>TO CHANGE</u>	<u>TO</u>	<u>MULTIPLY BY</u>
Centimeters	Inches	0.394
Meters	Feet	3.280
Meters	Yards	1.094
Kilometers	Miles	0.621
Square Centimeters	Square Inches	0.155
Square Meters	Square Feet	10.764
Square Meters	Square Yards	1.196
Square Kilometers	Square Miles	0.386
Square Hectometers	Acres	2.471
Cubic Meters	Cubic Feet	35.315
Cubic Meters	Cubic Yards	1.308
Milliliters	Fluid Ounces	0.034
Liters	Pints	2.113
Liters	Quarts	1.057
Liters	Gallons	0.264
Grams	Ounces	0.035
Kilograms	Pounds	2.205
Metric Tons	Short Tons	1.102
Newton-Meters	Pound-Feet	0.738
Kilopascals	Pounds per Square Inch	0.145
Kilometers per Liter	Miles per Gallon	2.354
Kilometers per Hour	Miles per Hour	0.621



PIN 084035-000