

## TECHNICAL MANUAL

DIRECT SUPPORT AND GENERAL SUPPORT  
MAINTENANCE REPAIR PARTS  
AND SPECIAL TOOLS LIST  
(INCLUDING DEPOT MAINTENANCE ALLOWANCES)

### TRUCK, CHASSIS: 5-TON, 6x6

M39, M3942, M40, M40A1,  
M40A2, M40A1C, M40A2c, M61, M61A1, M61A2, M63, M63A1,  
M63A2, M63C, M63A1C, M63A2C, M63A1D, M63A2D, M139A1,  
M139A2, M139C, M139A2C, M139D, M139A2D, M139F,  
M139A1F, M139A2F; TRUCK, CARGO: M41, M41A2, M54,  
M54A1, M54A2, M54A1C, M54A2C, M55, M55A1, M5SA2;  
TRUCK, DUMP: M51, M51A1, M51A2; TRUCK, TRACTOR:  
M52, M52A1, M52A2; TRUCK, TRACTOR, WRECKER:  
M246, M246A1, M246A2; TRUCK, VAN, EXPANSIBLE:  
M291A1, M291A2, M291A1C, M291A2C, M291A1D, M291A2D;  
TRUCK, WRECKER, MEDIUM: M62, M62A2, M543,  
M543A1, M543A2; TRUCK, BRIDGING: M139, M328A1,  
M328A2 ; TRUCK, LOGGING, M748A1, M748A2.

This copy is a reprint which includes current  
pages from Changes 1 and 2.

---

HEADQUARTERS, DEPARTMENT OF THE ARMY

APRIL 1972



CHANGE

NO C2

HEADQUARTERS  
DEPARTMENT OF THE ARMY  
Washington, D.C., 23 November 1989

DIRECT SUPPORT AND GENERAL SUPPORT  
MAINTENANCE REPAIR PARTS AND SPECIAL TOOLS LISTS  
(INCLUDING DEPOT MAINTENANCE ALLOWANCES)  
FOR  
TRUCK, CHASSIS: 5-TON, 6 X 6  
M39, M39A2, M40, M40A1, M40A2, M40A1C, M40A2C,  
M61, M61A1, M61A2, M63, M63A1, M63A2, M63C, M63A1C,  
M63A2C, M63A1D, M63A2D, M139A1, M139A2, M139C,  
M139A2C, M139D, M139A2D, M139F, M139A1F, M139A2F;  
TRUCK, CARGO: M41, M41A2, M54, M54A1, M54A2, M54A1C,  
M54A2C, M55, M55A1, M55A2; TRUCK, DUMP: M51, M51A1,  
M51A2; TRUCK, TRACTOR: M52, M52A1, M52A2; TRUCK,  
TRACTOR, WRECKER: M246, M246A1, M246A2; TRUCK, VAN,  
EXPANSIBLE: M291A1, M291A2, M291A1C, M291A2C, M291A1D,  
M291A2D; TRUCK, WRECKER, MEDIUM: M62, M62A2, M543, M543A1,  
M543A2; TRUCK, BRIDGING: M139, M328A1, M328A2;  
TRUCK, LOGGING, M748A1, M748A2.

TM 9-2320-211-34P, April 1972 is changed as follows:

1. Remove old pages and insert new pages as indicated below.
2. File this change sheet in front of the publication for reference purposes.

## REMOVE PAGES

2-7 and 2-8  
3-13 and 3-14

## INSERT PAGES

2-7 and 2-8  
3-13 and 3-14

By Order of the Secretary of the Army:

**CARL E. VUONO**  
*General, United States Army*  
*Chief of Staff*

Official:

**WILLIAM J. MEEHAN II**  
*Brigadier General, United States Army*  
*The Adjutant General*

Distribution:

To be distributed in accordance with DA Form 12-38-R, (Block 0212) , requirements for Truck, Cargo, 5-ton, 6 x 6, Multifuel, M39-series.



TECHNICAL MANUAL }  
No. 9-2320-211-34P }HEADQUARTERS  
DEPARTMENT OF THE ARMY  
WASHINGTON, D. C., 12 April 1972**DIRECT SUPPORT AND GENERAL SUPPORT  
MAINTENANCE REPAIR PARTS  
AND SPECIAL TOOLS LIST  
(INCLUDING DEPOT MAINTENANCE ALLOWANCES)****TRUCK, CHASSIS: 5-TON, 6x6, M39, M39A2, M40, M40A1, M40A2, M40A1C, M40A2C, M61, M61A1, M61A2, M63, M63A1, M63A2, M63C, M63A1C, M63A2C, M63A1D, M63A2D, M139A1, M139A2, M139C, M139A2C, M139D, M139A2D, M139F, M139A1F, M139A2F; TRUCK, CARGO: M41, M41A2, M54, M54A1, M54A2, M54A1C, M54A2C, M55, M55A1, M55A2; TRUCK, DUMP: M51, M51A1, M51A2; TRUCK, TRACTOR: M52, M52A1, M52A2; TRUCK, TRACTOR, WRECKER: M246, M246A1, M246A2; TRUCK, VAN, EXPANSIBLE: M291A1, M291A2, M291A1C, M291A2C, M291A1D, M291A2D; TRUCK, WRECKER, MEDIUM: M62, M62A2, M543, M543A1, M543A2; TRUCK, BRIDGING: M139, M328A1, M328A2; TRUCK, LOGGING, M748A1, M748A2.**

SECTION		Paragraph	
	I. INTRODUCTION		
	Scope _____	1-1	1-1
	General _____	1-2	1-1
	Explanation of columns _____	1-3	1-1
	Special information _____	1-4	1-2
	How to locate repair parts _____	1-5	1-4
	Abbreviations _____	1-6	1-4
	Federal supply codes for manufacturers _____	1-7	1-4
	Reporting of equipment publications improvements _____	1-8	1-9
SECTION	II. REPAIR PARTS LIST		
	Group 01 ENGINE		
	0100 Engine Assembly _____		2-1
	02 CLUTCH		
	0202 Clutch Release Mechanism _____		2-2
	03 FUEL SYSTEM		
	0304 Air Cleaner _____		2-4
	0306 Tanks, Lines, Fittings, Headers _____		2-7
	0312 Accelerator, Throttle or Choke Controls _____		2-10
	04 EXHAUST SYSTEM		
	0401 Muffler and Pipes _____		2-14
	06 COOLING SYSTEM		
	0501 Radiator _____		2-19

\* This manual supersedes TM 9-2320-211-35P, 19 May 1964.

	Paragraph	Page
06	<b>ELECTRICAL SYSTEM</b>	
0601	Generator, Alternator -----	2-23
0602	Generator Regulator -----	2-23
0606	Engine Safety Controls -----	2-24
0607	Instrument or Engine Control Panel -----	2-29
0608	Miscellaneous Items -----	2-33
0609	Lights -----	2-41
0610	Sending Units and Warning Switches -----	2-42
0611	Horn, Siren -----	2-43
0612	Batteries, Storage (Wet or Dry) -----	2-45
0613	Hull or Chassis Wiring Harness -----	
0615	Radio Interference Suppress -----	
07	<b>TRANSMISSION</b>	
0700	Transmission Assembly -----	2-49
0701	Transmission Shafts -----	2-51
0703	Transmission Clutch and Clutch Controls -----	2-54
0704	Transmission Top Cover Assembly -----	2-56
08	<b>TRANSFER AND FINAL DRIVE ASSEMBLIES</b>	
0801	Power Transfer and Final Drive Assemblies -----	2-60
0802	Clutch and Clutch Controls -----	2-68
0803	Transfer Controls -----	2-70
09	<b>PROPELLER, PROPELLER SHAFTS</b>	
10	<b>FRONT AXLE</b>	
1002	Differential -----	2-80
1004	Steering and Leaning Wheel Mechanism -----	2-88
11	<b>REAR AXLE</b>	
1100	Rear Axle Assembly -----	2-92
1101	Housing, Beam, Housing Covers, Plugs, Seals -----	2-93
1102	Differential -----	2-94
12	<b>BRAKES</b>	
1201	Hand Brakes -----	2-04
1202	Service Brakes -----	2-98
1204	Hydraulic Brake System -----	2-100
1206	Mechanical Brake System -----	2-112
1208	Air Brake System -----	2-113
1209	Air Compressor Assembly -----	2-119
1211	Trailer Brake Connections and Controls -----	2-120
13	<b>WHEELS AND TRACKS</b>	
1311	Wheel Assembly -----	2-124
1313	Tires and Tubes -----	2-128
Group 14	<b>STEERING</b>	
1401	Mechanical Steering Gear -----	2-129
1407	Power Steering Gear Assembly -----	2-132
1410	Hydraulic Pump Assembly -----	2-138
1411	Hoses, Lines, Fittings -----	2-140
1412	Hydraulic and Air Cylinders -----	2-146
1413	Tanks, Reservoirs -----	2-148
1414	Steering System Valves -----	2-149
15	<b>FRAME AND TOWING ATTACHMENTS</b>	
1501	Frame Assembly -----	2-151
1503	Pintles and Towing Attachments -----	2-156
1504	Spare Wheel Carrier -----	2-158
1506	Fifth Wheel -----	2-164
16	<b>SPRINGS AND SHOCK ABSORBER</b>	
1604	Shock Absorber Equipment -----	2-173
1605	Torque and Stabilizer Rods -----	2-173

		Paragraph	Page
<b>Group 18</b>	<b>BODY, CAB &amp; HOOD</b>		
1801	Body, Cab and Hood Assemblies . . . . .		2-174
1802	Fenders, Running Boards with Mounting and Attaching Parts, Windshield. Glass . . . . .		2-181
1805	Cab Floor . . . . .		2-192
1806	Upholstery Seats . . . . .		2-192
1808	Stowage Boxes . . . . .		2-194
1810	Cargo and Dump Body . . . . .		2-197
1812	Special Purpose Bodies . . . . .		2-211
<b>2 0</b>	<b>HOIST WINCH POWER CONTROL UNIT, AND POWER TAKEOFF</b>		
2001	Hoist, Winch Assembly . . . . .		2-247
2002	Power Control Unit Assembly . . . . .		2-337
2004	Power Takeoff Assembly . . . . .		2-342
<b>2 2</b>	<b>ACCESSORY ITEMS</b>		
2201	Canvas, Rubber, or Plastic Items . . . . .		2-358
2202	Accessory Items . . . . .		2-360
2210	Data Plates and Instruction Holders . . . . .		2-365
<b>3 3</b>	<b>SPECIAL PURPOSE KITS</b>		
3301	Reuseable Shipping Containers . . . . .		2-369
3303	Winterization Kits . . . . .		2-372
<b>4 7</b>	<b>GAGES (NON-ELECTRICAL)</b>		
4701	Instruments (Speed and Distance) . . . . .		2-409
SECTION	III. SPECIAL TOOLS LISTS		
	<b>Group 26</b>	<b>TOOLS</b>	
	2604	Special Tools . . . . .	3-1
SECTION	IV. FEDERAL STOCK NUMBER AND REFERENCE NUMBER INDEX . . . . .		4-1





## LIST OF ILLUSTRATIONS

Number	Titles	Page
1	Engine and container assembly . . . . .	3-6
2	Engine front mounts-diesel . . . . .	3-7
3	Unassigned . . . . .	3-8
4	Engine rear mounts . . . . .	3-9
5	Clutch release mechanism and linkage . . . . .	3-10
6	Air cleaner assembly (diesel and multifuel) . . . . .	3-11
7	Air cleaner assembly - gasoline . . . . .	3-12
8	Fuel tank assembly . . . . .	3-13
9	Anti-dieseling choke and hand throttle controls . . . . .	3-14
10	Throttle linkage . . . . .	3-15
11	Exhaust pipe-muffler and attaching parts (gasoline) . . . . .	3-16
12	Exhaust pipe-tailpipes and attaching parts . . . . .	3-17
13	Vertical exhaust stack (multifuel and diesel) . . . . .	3-18
14	Radiator(diesel) . . . . .	3-19
15	Radiator (gasoline) . . . . .	3-20
16	Generator regulator . . . . .	3-21
17	Low air pressure switch . . . . .	3-21
18	Instrument panel . . . . .	3-22
19	Instrument cluster . . . . .	3-23
20	Directional signal control . . . . .	3-24
21	Headlight — beam selector switch . . . . .	3-25
22	Headlight assembly . . . . .	3-26
23	Blackout headlight assembly . . . . .	3-27
24	Marker light assembly special lighting . . . . .	3-28
25	Stoplight-taillight assembly . . . . .	3-29
26	Stoplight — taillight assembly left . . . . .	3-30
27	Turn signal and blackout marker . . . . .	3-31
28	Front composite light (special light) . . . . .	3-32
29	Front turn signal light (special light) . . . . .	3-33
30	Composite taillight (special light) . . . . .	3-34
31	Floodlight assembly . . . . .	3-35
32	Dome light assembly . . . . .	3-36
33	Fuel quantity transmitter . . . . .	3-37
34	Horn button . . . . .	3-38
35	Air horn assembly . . . . .	3-39
36	Batteries and related parts . . . . .	3-40
37	Receptacle assembly battery slave . . . . .	3-41
38	Front wiring harness . . . . .	3-42
39	Rear wiring harness . . . . .	3-43
40	Transmission and container assy . . . . .	3-44
41	Transmission and container assembly . . . . .	3-45
42	Transmission case and attaching parts . . . . .	3-46
43	Transmission countershaft and idler shaft with gears - gasoline and multifuel . . . . .	3-47
44	Transmission countershaft and idler shaft with gears - diesel . . . . .	3-48
45	Transmission input shaft and main shaft with gears . . . . .	3-49
46	Transmission clutch housing . . . . .	3-50
47	Transmission shifter housing cover 1 nd lever . . . . .	3-51
48	Transmission shifter housing and related parts . . . . .	3-52
49	Transmission twin poppet valve assembly . . . . .	3-53
50	Transfer and container assembly . . . . .	3-54
51	Transfer assembly mountingn parts . . . . .	3-55
52	Transfer case plug covers and gaskets front view . . . . .	3-56
53	Transfer case, covers and gaskets rear view . . . . .	3-57
54	Transfer input and intermediate shaft . . . . .	3-58
55	Input and output shifter shafts . . . . .	3-59
56	Transfer output shafts and related parts . . . . .	3-60
57	Declutch control piping . . . . .	3-61
58	Transfer controls . . . . .	3-62
59	Propeller shaft, transmission to transfer . . . . .	3-63
60	Propeller shaft assembly transfer to front axle . . . . .	3-64
61	Propeller shaft - transfer to center bearing assembly . . . . .	3-65
62	Propeller shaft assemblies transfer to forward rear axle and center bearing to forward rear axle . . . . .	3-66

LIST OF ILLUSTRATIONS - Continued

Number	Title	Page
63	Propeller shaft assemblies-forward rear to rear axle . . . . .	3-67
64	Front axle assembly . . . . .	3-68
65	Front axle housing assembly . . . . .	3-69
66	Differential carrier assembly . . . . .	3-70
67	Differential carrier and cover . . . . .	3-71
68	Differential case and gears . . . . .	3-72
69	Differential hypoid drive shaft and bearings . . . . .	3-73
70	Differential helical drive pinion and bearings . . . . .	3-74
71	Steering knuckle and related parts . . . . .	3-75
72	Front axle shaft with universal joint assembly . . . . .	3-76
73	Rear axle assembly . . . . .	3-77
74	Rear axle shaft and related parts . . . . .	3-78
75	Rear axle housing and related parts . . . . .	3-78
76	Parking lever assembly . . . . .	3-79
77	Parking brake cable and related parts . . . . .	3-80
78	Parking brake drum and shoe . . . . .	3-81
79	Services brakes . . . . .	3-82
80	Wheel cylinder and related parts . . . . .	3-83
81	Master cylinder assembly . . . . .	3-83
82	Hydraulic air cylinder . . . . .	3-84
83	Hydraulic lines . . . . .	3-8.5
84	Brake pedal and linkage . . . . .	3-86
85	Front air lines . . . . .	3-87
86	Air lines (rear) . . . . .	3-88
87	Air reservoir and safety valve . . . . .	3-89
88	Air compressor assembly . . . . .	3-89
89	Air governor assembly . . . . .	3-90
90	Trailer confections . . . . .	3-90
91	Trailer couplings assembly . . . . .	3-91
92	Trailer brake control and related parts . . . . .	3-92
93	Wheel with ring assembly . . . . .	3-93
94	Front wheel hub and brakedrum . . . . .	3-93
95	Rear axle hub assy, drum and related parts . . . . .	3-94
96	Tire and inner tube, pneumatic . . . . .	3-94
97	Tire valve extension . . . . .	3-95
98	Steering wheel . . . . .	3-96
99	Steering lever and bracket . . . . .	3-97
100	Drag link assembly . . . . .	3-97
101	Tie rod assembly . . . . .	3-98
102	Steering gear assembly (1 of 3) . . . . .	3-99
	Steering gear assembly (2 of 3) . . . . .	3-100
	Steering gear assembly (3 of 3) . . . . .	3-101
103	Hydraulic pump assembly . . . . .	3-102
104	Power steering piping-diesel and multifuel . . . . .	3-103
105	Power cylinder assembly (Component of fig. 102) . . . . .	3-103
106	Reservoir assembly and related parts . . . . .	3-104
107	Relief valve assembly (component of fig. 102) . . . . .	3-104
108	Steering gear hydraulic control valve assembly (component of fig. 102) . . . . .	3-105
109	Frame assembly . . . . .	3-105
110	Front lifting shackles and bumper . . . . .	3-106
111	Rear lifting shackle and bumper . . . . .	3-107
112	Pintle hook assembly and mounting bracket . . . . .	3-108
113	Pintle mounting installation . . . . .	3-109
114	Spare wheel carrier and tire lock . . . . .	3-110
115	Tire carrier . . . . .	3-111
116	Tire carrier . . . . .	3-112
117	Carrier and fuel tank projector decks . . . . .	3-113
118	Tire carrier . . . . .	3-114
119	Spare tire mounting . . . . .	3-114
120	Fifth wheel assembly (1 of 2) . . . . .	3-115
120	Fifth wheel assembly—exploded view (2 of 2) . . . . .	3-116
121	Fifth wheel approach plates . . . . .	3-117
122	Leveling jack assembly . . . . .	3-117

## LIST OF ILLUSTRATIONS-Continued

Number	Title	Page
123	Front spring assembly and related parts . . . . .	3-118
124	Rear spring and related parts . . . . .	3-119
125	Rear spring components exploded view . . . . .	3-120
126	Rear spring seat and bearing . . . . .	3-121
127	Shock absorbers and related parts . . . . .	3-122
128	Torque rod and related parts . . . . .	3-123
129	Hood assembly and related parts . . . . .	3-124
130	Cab door assembly . . . . .	3-125
131	Vent, cowl hook and windshield attaching parts . . . . .	3-126
132	Machine gun mounts and cap assembly . . . . .	3-127
133	Left running board and related parts . . . . .	3-128
134	Right running board and related parts . . . . .	3-129
135	Left fender assembly and parts . . . . .	3-130
136	Right fender assembly and related parts . . . . .	3-131
137	Windshield assembly . . . . .	3-132
138	W heel splash guard . . . . .	3-133
139	Cab floor board . . . . .	3-133
140	Driver's seat assembly . . . . .	3-134
141	Companion and crane operator's seat . . . . .	3-135
142	Tool box assembly . . . . .	3-136
143	Bracket assembly . . . . .	3-137
144	Bracket pioneer tool mounting . . . . .	3-137
145	Bracket reinforcing pioneer . . . . .	3-138
146	Hanger frame tool box and pioneer tool bracket . . . . .	3-139
147	Box assembly tool . . . . .	3-140
148	Loading roller . . . . .	3-140
149	Cargo body . . . . .	3-141
150	Bow assembly . . . . .	3-142
151	Gate, rack and seat assembly . . . . .	3-143
152	Compartment and lander assembly . . . . .	3-144
153	Bridge transport body back lock shaft . . . . .	3-144
154	Dump truck body and related parts . . . . .	3-145
155	Dump truck shield assembly . . . . .	3-145
156	Dump truck tailgate assembly . . . . .	3-146
157	Dump truck hoist assembly . . . . .	3-146
158	Dump truck body control . . . . .	3-147
159	Cargo body taillight brackets . . . . .	3-148
160	Cargo body short frame brackets . . . . .	3-149
161	Cargo short body mounting brackets . . . . .	3-150
162	Cable reel and splash guard assembly . . . . .	3-151
163	Air conditioner and related parts . . . . .	3-152
164	Heater and exhaust system . . . . .	3-153
165	Heater fuel lines . . . . .	3-154
166	Right rear door assembly . . . . .	3-155
167	Left rear door assembly . . . . .	3-156
168	Side door assembly . . . . .	3-157
169	Side wall assembly . . . . .	3-158
170	Counter balance assembly . . . . .	3-159
171	Door assembly end panel . . . . .	3-160
172	Rear wall assembly . . . . .	3-160
173	Body mounting and related parts . . . . .	3-161
174	Underframe and related parts . . . . .	3-162
175	Van body emergency lamp harness . . . . .	3-163
176	Van body battery connection cable assembly . . . . .	3-164
177	Van body rear wall emergency light switch and related parts . . . . .	3-165
178	Van body three way switch box and related parts . . . . .	3-165
179	Van body clearance light cable assembly . . . . .	3-166
180	Van body telephone post, box and related items . . . . .	3-167
181	Van body ceiling cable retaining clamp and related parts . . . . .	3-167
182	Van body end panel door retaining rod . . . . .	3-168
183	Rear wall expansible van cover . . . . .	3-169
184	Van body rear door bumper . . . . .	3-170
185	Van body lock and safety chain installation . . . . .	3-171

**LIST OF ILLUSTRATIONS-Continued**

Number	Title	Page
186	Van body fire extinguisher mounting brakes . . . . .	3-172
187	Van body end panel and stowage retainer . . . . .	3-173
188	Van body lifting bracket . . . . .	3-174
189	Van body power gate main frame assembly, clutch assembly and related parts . . . . .	3-175
190	Van body power gate lifting frame assembly, cylinder assembly and related parts . . . . .	3-176
191	Van body body lift gate closing cylinder tubing . . . . .	3-177
192	Van body power gate lifting cylinder assembly . . . . .	3-178
193	Van body power gate assembly, pump and bracket assembly and related parts . . . . .	3-179
194	Van body power gate control, kickout valve assembly and related parts . . . . .	3-180
195	Van body hydraulic system . . . . .	3-181
196	Van body power gate drive, electrical drive and related parts . . . . .	3-182
197	Van body control rod assembly-kickout hook and related parts . . . . .	3-183
198	Van body control assembly, socket assembly and related parts . . . . .	3-183
199	Van body power gate platform assembly bar and related parts . . . . .	3-184
200	Gondola seat assembly . . . . .	3-185
201	Wrecker truck body oil can mounting bracket . . . . .	3-185
202	Oil tank assembly, wrecker body crane . . . . .	3-186
203	Oil can mounting bracket, wrecker body oil reserve and related parts . . . . .	3-187
204	Rear tie down bracket assembly, left hand and right hand . . . . .	3-188
205	Wrecker truck body bracket assembly fire extinguisher . . . . .	3-189
206	Front bumper vice mounting bracket medium wrecker . . . . .	3-190
207	Van electrical system . . . . .	3-191
200	Front winch assembly . . . . .	3-192
209	Front winch drum and end frame . . . . .	3-193
210	Front winch drum shaft gear, drive worm . . . . .	3-194
211	Roller assembly and related parts . . . . .	3-195
212	Sheave and trolley assembly . . . . .	3-196
213	Front winch tension sheave frame and lever . . . . .	3-197
214	Front winch propeller shaft assembly . . . . .	3-198
215	Rear winch assembly . . . . .	3-199
216	Rear winch drum shaft gear, drive worm and gear . . . . .	3-200
217	Rear winch drum end frame and shaft . . . . .	3-200
218	Trolley assembly . . . . .	3-201
219	Rear winch tensioner assembly . . . . .	3-202
220	Rear winch upper and lower roller . . . . .	3-202
221	Rear winch side roller . . . . .	3-203
222	Winch drive shaft housing . . . . .	3-203
223	Winch air cylinder . . . . .	3-203
224	Rear winch drive shaft pillow block . . . . .	3-204
225	Rotochamber assembly . . . . .	3-205
226	Vacuum control valve . . . . .	3-205
227	Cylinder assembly . . . . .	3-206
228	Cylinder assembly and relative parts . . . . .	3-206
229	Hydraulic hoist control valve adapter . . . . .	3-207
230	Hydraulic control valve . . . . .	3-208
231	Hydraulic hoist pump . . . . .	3-209
232	Dump body control rod shaft bracket . . . . .	3-210
233	Rod assembly dump control box connecting hand lever assembly and control . . . . .	3-211
234	Dump control box rod and power takeoff control and shaft . . . . .	3-212
235	Dump truck body and hoist assembly . . . . .	3-212
236	Dump hoist hydraulic oil motor . . . . .	3-213
237	Hydraulic oil pump . . . . .	3-213
238	Crane base plates . . . . .	3-214
239	Pivot assembly . . . . .	3-215
240	Pivot post pinion . . . . .	3-216
241	Pivot post drive pinion idle gear . . . . .	3-217
242	Swing motor assembly . . . . .	3-218
243	Boom and shipper . . . . .	3-219
244	Boom and crane block sheaves . . . . .	3-220
245	Upper roller shipper assembly . . . . .	3-221
246	Boom crowd cylinder . . . . .	3-222
247	Boom lift cylinder . . . . .	3-223
248	Cable drum drive worm case and oil motor . . . . .	3-224
249	Cable drum drive shaft and gear . . . . .	3-225

## LIST OF ILLUSTRATIONS-Continued

Number	Title	Page
250	Cable drum housing and related parts .....	3-226
251	Relief valve .....	3-227
252	Swivel valve assembly .....	3-227
253	Brake valve .....	3-228
254	Control valve band .....	3-229
255	Boom assembly (partial) .....	3-230
256	Boom assembly (partial) .....	3-231
257	Boom elevating cylinder assembly .....	3-231
258	Vehicle winch mounting .....	3-232
259	Hoist winch .....	3-233
260	Hoist winch .....	3-234
261	Extension cylinder assembly .....	3-235
262	Hydraulic pump assembly .....	3-236
263	Crane swing and hoist winch motor assembly .....	3-237
264	Swinger gear case assembly .....	3-238
265	Valve bank assembly, crane .....	3-239
266	Control box assembly .....	3-240
267	Bevel gear case assembly .....	3-241
268	Drive assembly .....	3-242
269	Boom roller assembly .....	3-243
270	Hydraulic tubing (M543) .....	3-244
271	Power divider assembly (1 of 3), (2 of 3), (3 of 3) .....	3-245, 3-246, 3-247
272	Power divider winch governor and related parts .....	3-231, 3-252, 3-248
273	Power divider shafts .....	3-249
274	Transmission power take off assembly (1 of 3), (2 of 3), (3 of 3) .....	
275	Transfer power takeoff assembly (M62 and M543) .....	3-253
276	Transfer power takeoff .....	3-254
277	Power takeoff controls .....	3-255
278	Cargo curtain and paulin .....	3-256
279	Cab top assembly .....	3-257
280	Gondola frame and top cover .....	3-258
281	Tarpaulin cover and curtain rod .....	3-259
282	Windshield wiper and rear view mirror and related parts .....	3-260
283	Right and left mirror assembly .....	3-261
284	Right and left mirror assembly .....	3-262
285	Van body reflector assembly .....	3-263
286	Dropside cargo truck reflector assembly .....	3-263
287	Bridge truck reflector assembly .....	3-264
288	Wrecker reflector assembly .....	3-265
289	Dump truck reflector assembly .....	3-266
290	Long cargo body truck reflector assembly .....	3-267
291	Tractor reflector assembly .....	3-268
292	Cargo body reflector assembly .....	3-269
293	Identification and instruction plates .....	3-270
294	Fuel control valve assembly .....	3-271
295	Control box assembly .....	3-272
296	Indicator control assembly .....	3-273
297	Fuel pump assembly .....	3-274
298	Fuel filter assembly .....	3-274
299	Personnel heater kit (hot water) gas models .....	3-275
300	Battery box heater kit gas models .....	3-276
301	Powerplant heater components gas models .....	3-277
302	Powerplant heater cover, hood, louvre and grille canvas set .....	3-278
303	Multifuel personnel heater (1 of 4), (2 of 4), (3 of 4), (4 of 4) .....	3-279,3-280,3-281,3-282
	Multifuel powerplant heater assembly (1 of 5), (2 of 5), (3 of 5), (4 of 5), (5 of 5) .....	3-283,3-284,3-285,3-286,3-287
304	Deep-water fording components air cleaner extension .....	3-288
305	Water fording components tailpipe extension .....	3-289
306	Water fording components air and vent lines .....	3-290
307	Water fording components air and vent lines .....	3-290
308	Electric brake components .....	3-291
309	Speedometer and tachometer shafts and related parts .....	3-292
310	Special tools (1 of 5), (2 of 5), (3 of 5), (4 of 5), (5 of 5) .....	3-293,3-294,3-295,3-296,3-297



## SECTION I

### INTRODUCTION

#### 1-1. Scope

This manual lists repair parts and special tools required for the performance of direct support, general support, and depot maintenance of the 5-Ton, 6 x 6 Truck.

#### 1-2. General

This Repair Parts and Special Tools List is divided into the following sections:

a. *Repair Parts-Section II.* A list of repair parts authorized for the performance of maintenance at the direct support, general support and depot maintenance level in figure and item number sequence.

b. *Special Tools, Test and Support Equipment — Section III.* A list of special tools, Test, and Support equipment authorized for the performance of maintenance at the direct support, general support and depot level.

c. *Federal Stock Number and Reference Index — Section IV.* A list of Federal stock numbers in ascending numerical sequence followed by a list of reference numbers in ascending alpha-numeric sequence, cross-referenced to the illustration figure number and item number.

#### 1-3. Explanation of Columns

The following provides an explanation of columns in the tabular list in section II and 111,

a. *Source, Maintenance, and Recoverability Codes (SMR), Column 1.*

(1) Source code, indicates the section status and source for the listed item. Source codes used are—

<i>Code</i>	<i>Explanation</i>
P	Repair Parts, Special Tools and Test Equipment supplied from GSA/DSA, or Army supply system, and authorized for use at indicated maintenance categories.
P2	Repair Parts, Special Tools and Test Equipment which are procured and stocked for insurance purposes because the combat or military essentiality of the end item dictates that a minimum quantity be available in the supply system.
P9	Assigned to items which are NSA design controlled: unique repair parts, special tools, test, measuring and diagnostic equipment, which are stocked and supplied by the Army COMSEC Logistic System and which are not subject to the provisions of AR 380-41.

#### *Code*

#### *Explanation*

P10	Assigned to items which are NSA design controlled: special tools, test, measuring and diagnostic equipment for COMSEC support, which are accountable under the provisions of AR 280-41, and which are stocked and supplied by the Army COMSEC Logistic System,
M	Repair Parts, Special Tools and Test Equipment which are not procured or stocked, as such, in the supply system but are to be manufactured at indicated maintenance levels.
A	Assemblies which are not procured or stocked as such, but are made up of two or more units. Such component units carry individual stock numbers and descriptions, are procured and stocked separately and can be assembled to form the required assembly at indicated maintenance categories.
X	Parts and assemblies that are not procured or stocked because the failure rate is normally below that of the applicable end item of component. The failure of such part or assembly should result in retirement of the end item from the supply system.
X1	Repair Parts which are not procured or stocked. The requirement for such items will be filled by the next higher assembly or component.
X2	Repair Parts, Special Tents, and Test Equipment which are not stocked and have no foreseen mortality. The indicated maintenance category requiring such repair parts will attempt to obtain the parts through cannibalization or salvage, if not obtainable through cannibalization (or salvage, the item may be requisitioned with exception data, from the end item manager, for immediate use.
G	Major assemblies that are procured with PEMA funds for initial issue only as exchange assemblies at DSU and GSU level. These assemblies will not be stocked above the DS and GS level or returned to depot supply level.

#### NOTE

Cannibalization or salvage may be used as a source of supply for any items source coded above, except those coded X1.

(2) Maintenance Code, indicates the lowest category of maintenance authorized to install the listed item. The maintenance level codes are—

<i>Code</i>	<i>Explanation</i>
C	Crew of Operator Maintenance
O	Organization Maintenance
F	Direct Support Maintenance
H	General Support Maintenance
D	Depot Maintenance

(3) Recoverability Code, indicates whether unserviceable items should be returned for recovery or salvage, Recoverability Codes are—

Code	Explanation
R	Applied to repair parts, (assemblies and components) special tools and test equipment which are considered economically repairable at Direct and General Support Maintenance levels. When the item is no longer economically repairable, it is normally disposed of at the GS level. When supply considerations dictate, some of these repair parts may be listed for automatic return to supply for depot level repair as set forth in AR 710-50. When so listed, they will be replaced by supply on an exchange basis.
S	Repair Parts, Special Tools, Test Equipment and assemblies which are economically repairable at DSU and GSU activities and which normally are furnished by supply on an exchange basis. When items are determined by a GSU to be uneconomically repairable, they will be evacuated to a depot for evaluation and analysis before final disposition.
T	Higher dollar value recoverable repair parts, special tools, and test equipment which are subject to special handling and are issued on an exchange basis. Such items will be evacuated to the depot for overhaul or final disposition. Communications-Electronics and Missile Support items will be repaired / overhauled only at depots.
U	Repair Parts, Special Tools and Test Equipment specifically selected for salvage by reclamation units because of precious metal content, critical materials, high dollar value or reusable casings or castings.

**NOTE**

When no code is indicated in the recoverability column, the part will be considered non-recoverable.

*b. Federal Stock Number (FSN, Column 2.* This column indicates the Federal stock number assigned to the item and will be used for requisitioning purposes.

*c. Description, Column 3.* This column indicates the Federal item name and any additional description of the item required, A part number or other reference number is followed by the applicable five-digit Federal supply code for manufacturers in parentheses. Repair parts quantities included in the kits, sets, within one functional group are shown in front of the repair part name. Material required for manufacture or fabrication is identified.

*d. Unit of Measure (U/M), Column 4.* A 2 character alphabetic abbreviation indicating the amount or quantity of the item, upon which the allowances are based, e.g., ft., ea., pr., etc.

*e. Quantity Incorporated in Unit, Column 5.* This column indicates the quantity of the item used in the Assembly Group. A "V" appearing in

this column in lieu of a quantity indicates that a definite quantity cannot be indicated (e.g., shims, spacers, etc.).

*f. 30-Day DS/GS Maintenance Authorization, Columns 6, and 7.*

(1) The Repair Parts List includes asterisk entries in separate columns—one for Direct Support (DS) and one for General Support (GS)—as appropriate to indicate the total range of repair parts authorized for use at that category or required to be removed or disassembled during the perform ante of authorized maintenance operations. They will be requisitioned initially on an "as required" basis. The repair parts authorized at the DS/GS levels will be those authorized for the maintenance mission at these levels. Requirements for repair part stockage and for distribution to supported units will be based on demand and determined in accordance with AR 710-2.

(2) Special Tools or Test, Measurement and Diagnostic Equipment (TMDE) and other support equipment peculiar to an item are listed with quantities in the appropriate density—spread—allow ante columns.

*g. 1-Year Allowances Per 100 Equipments/Contingency Planning Purposes, Column 8.* This column indicates, opposite each item, the quantity required for distribution and contingency planning purposes. The range of items indicates total quantities of all authorized items required to provide for adequate support of 100 equipments for one year.

*h. Depot Maintenance Allowance Per 100 Equipments, Column 9.* This column indicates opposite each item, the quantity authorized for depot maintenance of 100 equipments. Items authorized for use as required but not for initial stockage are identified with an asterisk in the allowance column.

*i. Illustration, Column 10.* This column is divided as follows:

(1) *Figure Number, Column 10a.* Indicates the figure number of illustration in which the item is shown.

(2) *Item Number, Column 10b.* Indicates the callout number used to reference the item in the illustration.

**1-4. Special Information**

a. Identifications of the usable on codes included in column 3 of this publication are—

Code	Used on
A	All Models
AA	Vehicles with R6602 Gas Engine
AB	Vehicles with LDS-465-1A multifuel engines
AC	Vehicles with ENDT 673 Mack Diesel Engines



<i>Code</i>	<i>Used on</i>
AD	All 5 ton with Winches
AE	All 5 ton with Soft Top Cabs
AF	EF, DE, DF, EA, EB, EC, IA, IB, IC, ID, BD, FJ, HA
AG	JA, TA, All Tractors and M246 and M246A2
AH	All Trucks Cargo
AK	All Dump Trucks
BC	M139F W/W
BD	M543 W/W
BE	M139 W/W
BD	M40 W/W
BG	M40 W/W
BH	M748A2 W/W
CA	M41 W/O/W
CB	M41 W/W
CC	M51A2 W/O/W
CD	M51A2 W/W
CE	M291A2 W/O/W
CF	M291A2C W/O/W
CG	M291A2D W/O/W
DA	M51 W/O/W
DB	M51 W/W
DC	M328A2 W/W
DE	M52A2 W/O/W
DF	M52A2 W/O/W
EA	M52 W/O/W
EB	M52 W/W
EC	M52 W/O/W
EF	M246A2 W/W
EG	M55A2 W/O/W
FA	M54 W/O/W
FB	M54 W/W
FE	M54A2 W/O/W
FG	M54A2 W/W
FII	M55A2 W/W
FJ	M543A2 W/W
HA	M62 W/W
HB	M139A2F W/W
IA	M139 W/W
JA	M246 W/W
LA	M139C W/O/W
MA	M139D W/O/W
RA	M55 W/W
TA	M55 W/W
ZA	M55 W/O/W
ZB	M54A2C W/O/W
ZC	M54A2C W/W
IA	M52A1 W/W
IB	M52A1
IC	M54A1 W/W
ID	M54A1
IK	M543A1
IG	M543A1C

b. The basis of issue for authorized special tools and test equipment should be based on the number of end items of equipment supported and the number of maintenance personnel, allocated to perform the required maintenance operations.

c. Because of changes made during production of the engines covered in this manual, effective change points, by engine serial number are listed following the description of the part where applicable.

d. The following publications pertain to the 5-ton; 6x6 truck and its components:

TM 9-1825B	Field and depot maintenance manual for electrical equipment (Auto-Lite).
TM 9-1825E	Electrical Equipment (Bendix-Scintilla).
TM 9-1827A	Power brake systems (Bendix-Westinghouse) (TO 19-75CAAB-1).
TM 9-1828A	Fuel pumps (TO 19-75CCB-1) Electrical equipment (Bendix-sintilla).
TM 9-2320-211-10	Operator's manual for: Chassis, truck; 5-ton 6 x 6, M39, M40, M40C, M61, M63, M63C, M139, M139C, M139D, M139F and M139A2F; Truck, cargo; 5-ton, 6 x 6, M41, M54, M54A1, M55, Truck, dump; 5-ton, 6 x 6, M51, Truck; Tractor, Wrecker: 5-ton, 6 x 6, M246 Truck, Wrecker.
TM 9-2320-211-20	Organizational maintenance manual for: Chassis, Truck: 5-Ton, 6 x 6, M39, M40, M40C, M61, M63, M63C, M139, M139C, M139D, M139F, and M139A2F, Truck, Cargo: 5-Ton, 6 x 6, M41, M54, M54A, M55, Truck, Dump: 5-Ton, 6 x 6, M52, M52A1, Truck, Tractor Wrecker: 5-Ton, 6 x 6, M246; Truck, Wrecker: Medium, 5-Ton, 6 x 6, M62 and M543
TM 9-2320-211-20P	Organizational Maintenance repair parts and special tool list for: Chassis, Truck: 5-Ton, 6 x 6, M39, M40, M40C, M61, M63, M63C, M139, M139C, M139D, M139F and M139A2F; Truck, Cargo: 5-Ton, 6 x 6, M41, M54, M54A1, and M55; Truck Dump: 5-Ton, 6 x 6, M51, Truck, Tractor, Wrecker: 5-Ton, 6 x 6, M52, M52A1, Truck, Tractor, Wrecker, 5-Ton, 6 x 6, M246; Truck, Wrecker Medium, 5-Ton, 6 x 6, M62 and M543.
TM 9-2320-211-34	Field and depot maintenance manual for: Chassis, Truck: 5-Ton, 6 x 6, M39, M40, M40C, M61, M63, M63C, M139, M139C, M139D, and M139F; Truck M63C, M139, M139C, M139, M139F; Truck, Cargo: 5-Ton, 6 x 6, M52, M52A1, Truck, Tractor, Wrecker: 5-Ton, 6 x 6, M246; Truck, Wrecker, Medium 5-Ton, 6 x 6, M62 and M543 (less Engine).
TM 9-2805-203-35P	Field and depot maintenance repair parts and special tool list for engine assembly w/ accessories (Continental W/all accessories R-6602) and clutch (Rockford model 15 TM).
TM 9-2815-207-35	DS, GS, and depot maintenance manual and repair parts list for Engine, assembly w/ accessories (2815-980-7092) (Mack 11GBA 12006P1), (2815-087-2273) (Mack 11GBA 12206AP1) and (2815-045-

- 6865) (Mack 11GBA 12206BP1) (Mack models ENDT-673 and clutch (Rockford model 15TM).
- TM 9-2815-210-35 DS, GS, and depot maintenance manual: Engine, diesel (multifuel): turbocharged, fuel injected, water cooled 6 cylinder assembly, 2815-076-5998 (Military model LDS-465-1); engine, diesel (multifuel): fuel injected water cooled, 6 cylinder assembly 2815-010-5170 (military model LD 465-1); engine, diesel (multifuel: turbocharged; fuel injected, water cooled, 6 cylinder assembly 2815-911-3644 (military model LDS 465-1A); engine, diesel (multifuel): turbocharged, fuel injected, water cooled, 6 cylinder assembly 2815-808-7998 (military model LDS 465-2).
- TM 9-2815-210-35P Direct support, general support, and depot maintenance repair parts and special tool list for Engine, diesel (multifuel): turbocharged, fuel injected, water cooled, 6-cylinder, assembly 2815-076-5998 (Military model LDS 465-1) and engine, diesel (multifuel): fuel injected, water cooled, 6 cylinder, assembly 2815-010-5170 (Military model LD 465-1) and engine, diesel (multifuel): fuel injected, water cooled, 6-cylinder assembly 2815-911-3644 (Military model LDS 465-1A) and clutch (Rockford model 15TM).
- TM 9-2920-247-34 Direct support, general support, and depot maintenance manual (including repair parts) for generator assembly (2920-737-4750) (Electric Autolite model GHA-4802 UT) and (2920-903-9534) (Electric Autolite model GHA-4804 JUT)
- TM 9-2920-214-35 Field and depot maintenance manual (including field and depot maintenance repair parts). Generator assembly (2920-735-5736) (Delco-Remy Model No. 1117495).

**1-5. How to Locate Repair Parts**

a. When Federal stock number or reference number is unknown:

(1) *First.* Using the table of contents, determine the functional subgroup within which the repair part belongs. This is necessary since illustrations are prepared for functional subgroups and listings are divided into the same groups.

(2) *Second.* Find the illustration covering the functional subgroup to which the repair part belongs.

(3) *Third.* Identify the repair part on the illustration and note the illustration figure and item number of the repair part.

(4) *Fourth.* Using the Repair Parts Listing, find the functional subgroup to which the repair

part belongs and locate the illustration figure and item number noted on the illustration.

b. When Federal stock number or reference is known:

(1) *First.* Using the Index of Federal Stock Numbers and Reference Numbers, find the pertinent Federal stock number or reference number. This index in ascending FSN sequence followed by a list of reference numbers in ascending alphanumeric sequence, cross-referenced to the illustration figure number and item number.

(2) *Second.* Using the Repair Parts Listing, find the functional subgroup of the repair part and illustration figure and item number referenced in the Index of Federal Stock Numbers and Reference Numbers.

**1-6. Abbreviations**

<i>Abbreviations</i>	<i>Explanation</i>
W /	with
WO / W	without winch
W / W	with winch

**1-7. Federal Supply Codes for Manufacturers**

<i>Code</i>	<i>Manufacturers</i>
00624	Aeroquip Corp. Aircraft Division Jackson Plant 300 S. East Ave. Jackson, Mich., 49203
01276	Aeroquip Corp. Industrial Division 1225 W. Main St. Van Wert, Ohio, 45891
01843	Americal Bosch Div. of American Bosch Arma Corp. 3664 Main St. Springfield, Mass., 01107
02280	American Hoist and Derrick Co. 63 Robert St. Paul, Minn., 55107
02413	American LaFrance Division Sterling Precision Corp. Elmira, N.Y.
02892	Hydreco of General Signal Corp. Kalamazoo, Mich.
02978	Continental Motors Corp. Military Division 205 Market St. Muskegon, Mich., 49443
03476	Texoma Industries Inc. P. O. Box 1026 Sherman, Tex., 75090
03533	Crane Carrier Division of CCI Corp. 1150 N. Peoria Tulsa Okla., 74106
04636	Austin-Western Works Baldwin-Lima-Hamilton Corp. Construction Equipment Division Aurora, Ill. Baldwin-Lima-Hamilton Corp. Construction Equipment Division Aurora Plant 1952 Barrows St. Aurora, Ill., 60506
04741	White Motor Co. Autocar, Division Lincoln Hwy. Exton, Pa., 19341

<i>Code</i>	<i>Manufacturer</i>	<i>Code</i>	<i>Manufacturer</i>
05415	Baker Division Otis Elevator Co. 8000 Baker Cleveland, Ohio, 44102	11743	Checker Motors Corp. 2016 Pitcher St. Kalamazoo, Mich., 49007
05748	Barnes Mfg. Co. 651 North Main St. P.O. Box 346 Mansfield, Ohio, 44901	12204	Chrysler Corporation 341 Massachusetts Ave. Highland Park, Mich., 48203
06213	Unit Crane and Shovel Corp. Bay City Division 2611 Center Ave. Bay City, Mich., 48706	12356	Cincinnati Milling Machine Co. The 4701 Marburg Ave. Cincinnati, Ohio, 45209
06388	Bearings Mfg. Co. 1003 Kolmar Ave., Chicago, Ill. 60651	12603	Clark Equipment Corp. Buchanan, Mich., 49107
06721	Power Controls Division Midland Ross Corp. 490 South Chestnut St., Owosso, Mich., 48867	14351	Continental Motor Corp. Muskegon, Mich. Lift Parts Mfg. Inc. P.O. Box 66297 Chicago, Ill. 60666
06840	Bendix Corp. The Fisher Bldg. Detroit, Mich., 48202	16712	DeLaval Turbine Inc. 853 Nottingham Way Trenton, N.J., 08602
06848	Bendix Corporation South Bend, Ind., 46620	16764	Delco-Remy, Division of General Motors Anderson, Ind.
06853	Bendix-Westinghouse Automotive Air Brake Co. Elyria, Ohio	18163	Dole Valve Co. 6201 Oakton St. Morton Grove, Ill., 60053
07426	Pacific Mercury Electronics Inc. Sepulveda, Calif.	18265	Donaldson Co. Inc. 1400 West 94th St. Minneapolis, Minn., 55431
07505	Blackhawk Mfg. Co. Division of Applied Power Industries Inc. P.O. Box 2870 11333 W. National Ave. Milwaukee, Wis., 53227	18876	Army Missile Command Redstone Arsenal, Ala.
07524	Dover Corp Blackmer Pump Div. 1809 Century Ave. S.W. Grand Rapids, Mich., 49509	19200	Frankford Arsenal Philadelphia, Pa.
08018	Borg-Warner Corp. 200 South Michigan Chicago, Ill. 60604	19203	Picatinney Arsenal Dover, N.J.
08162	Bower Roller Bearing Division of Federal-Mogul Corp. 3040 Hart Detroit, Mich., 48214	19206	Watervliet Arsenal Watervliet, N.Y.
08288	Military Supply Standards	19207	Army Tank-Automotive Command Warren, Mich., 48090
08315	Highway Products Inc. 789 Stow Kent Ohio, 44240	19422	Demarkus Louis Corp. 1210 E. Ferry St., Buffalo, N.Y.
08484	Breeze Corporations Inc. 700 Liberty Ave., Union, N.J., 07083	19725	Probe Industries Inc. P.O. Box 3766 Oak Park, Mich.
08683	Brookway Motor Trucks Division of Mack Trucks Inc. 106 Central Ave. Cortland, N.Y., 13046	19728	Electric Auto-lite Co. Toledo, Ohio
09367	Allis Chalmers Mfg. Co. Harvey, Ill.	20361	Elwell-Parker Electric Co. 4205 St. Clair Ave. Cleveland, Ohio
09386	Budd Co. The Automotive Division 12141 Charlevoix, Detroit, Mich.	21292	Fabco Mfg. Co. 1249 67th Street Oakland, Calif., 94608
09394	Hummel Technical Products Co. Inc. 90 West New York, N.Y. 10006	21450	Ordnance Corps Engineering Standards Rock Island Arsenal Rock Island, Ill.
10001	Naval Ordnance Command System Washington, D.C.	21910	Federal Motor Truck Division of Napco In- dustries Inc. 1600 S. 2nd St., Minneapolis, Minn., 55440
10988	Mectron Industries Inc. 9857 Remer Street South El Monte, Calif., 91733	23040	Ford Motor Co. Parts and Accessories Operation Dearborn, Mich.
11083	Caterpillar Tractor Co. Peoria, Ill., 61602	23382	FWD Corp. E. 12th and Auto Clintonville, Wis., 54929

<i>Code</i>	<i>Manufacturer</i>	<i>Code</i>	<i>Manufacturer</i>
24076	Garwood Industries Inc. 32500 Van Born Rd. Wayne, Mich., 48186	33333	Noref Code Assigned and Prolungated by Directorate of Cataloging Defense Logistics Services Center Battle Creek, Mich.
24161	Gates Rubber Co. 999 South Broadway, Denver, Colo., 80217	36024	Libby Welding Co. Inc. 2201 Manchester Kansas City, Mo.
24446	General Electric Co. Schenectady, N.Y., 12305	38443	Marlin-Rockwell Corp. Janiestown N.Y., 14701
24617	General Motors Corp. 3044 Grand Blvd. Detroit, Mich., 48202	38460	Marmon-Herrington Co. Inc. P.O. Box 331 Oak Hill, W. Va., 25901
26009	Gray Marine Motor Co. 205 Market St. Muskegon, Mich., 49443	40342	Midland-Ross Corp. Cleveland, Ohio, 44113
26512	Crumman Aircraft Engineering Corp. 609 S. Oyster Bay Rd. Bethpage, Long Island, N.Y., 11714	41197	Modine Mfg. Co. 1500 Dekoven Ave. Racine, Wis., 53401
26901	Hallett Mfg. Co. Ash At Regent Inglewood, Calif., 90301	43334	New Departure Division of General Motors Corp. Sandusky, Ohio
27315	Harnischfeger Corp. W. National Ave. Milwaukee, Wis., 53246	43952	Norberg Mfg. Co. P.O. Box 383 Milwaukee, Wis., 53201
27996	Heil Co. The 3042 W. Montana Milwaukee, Wis., 53201	44940	Studebaker Corporation, Onan Div. Minneapolis, Minn.
28265	Hercules Engine Co. Canton, Ohio	45152	Oshkosh Motor Truck Inc. 2300 Oregon St. Oshkosh, Wis., 54901
29092	Colt Industries Inc. Holly Carburetor Div. 11955 E. Nine Mile Rd. Warren, Mich., 48090	46522	Hupp Corporation Cleveland Division 1135 Ivanhoe Rd. Cleveland, Ohio, 44110
29215	Homestead Valve Mfg. Co. P.O. Box 348 Coraopolis, Pa., 15108	50513	Perfection Industries Inc. Cleveland, Ohio White Motor Corp. Diamond Reo Truck Div. 1331 S. Washington Lansing, Mich., 48920
29510	International Harvester Libertyville, Ill. 60048	52676	SKF Industries Inc. Front St. and Erie Ave. Philadelphia Pa., 19132
29690	Huges-Keenan Div. of United States Air Con- ditioning Corp. P.O. Box 360 Delaware, Ohio, 43015	53591	Schwitzer Corp. 1125 Massachusetts Ave. Indianapolis, Ind. 46207
30076	Hyster Co. P.O. Box 2902 Portland, Ore., 97208	57733	Stewart Wamer Corp. 1826 Diversey Pkwy. Chicago, Ill. 60614
30244	Cleveland Electronics, Inc. 2000 Highland Rd. Twinsburg, Ohio, 44087	58275	Studebaker of Canada Hamilton, Ontario
30327	Imperial-Eastman Corp. 6300 W. Howard St. Chicago, Ill., 60648	60038	Timken Roller Bearing Canton, Ohio
30612	Allischalmers Mfg. Co. Material Handling Div. P.O. Box 471 Harvey, Ill., 60426	60145	Tokheim Corp. 1602 Wabash Ave. Fort Wayne, Ind., 46801
30760	Ingersoll-Rand Co. 11 Broadway New York, N.Y., 10004	60528	Pullman Inc. Trailmobile Division 31st. and Robertson Avenues Cincinnati, Ohio, 45209
31007	International Harvester Chicago, Ill., 60611	61038	Vickers Inc. Tulsa, Okla.
31245	Iowa Mfg. Co. 916 16th St. N.E. Cedar Rapids, Iowa, 52402	61864	United-Carr Inc. Suite 4600 Prudential Center Boston, Mass., 02199
33323	Kenworth Motor Truck Corp. Seattle, Wash. Pacific Car and Foundry Co. Kenworth Truck Co. Division 8801 E. Marginal Way Seattle, Wash., 98108	62983	Vickers Inc. Division of Sperry Rand Corp. P.O. Box 302 Troy, Mich., 48084
		63097	Viking Pump Co. Cedar Falls, Iowa, 50613
		63477	Wagner Electric Corp. 6400 Plymouth Ave. St. Louis, Mo., 63133

<i>Code</i>	<i>Manufacturer</i>	<i>Code</i>	<i>Manufacturer</i>
63734	Ward LaFrance Truck Co. Elmira Heights, N.Y., 14903	72260	Corbitt Co. Inc. 1630 Parham Henderson, N.C., 27536
63810	Warner Electric Brake and Clutch Co. 449 Gardner St. South Beloit, Ill., 61080	72413	Firestone Industrial Products Co. Inc. Noblesville, Ind.
64104	Waukesha Motor Co. P.O. Box 379 Waukesha, Wis., 53187	72447	Dand Corp. Toledo, Ohio, 43601
64484	Welch Scientific Co. The The 7300 Linder Ave. Skokie, Ill. 60076	72530	Deluxe Products Corp. 1201 Michigan Blvd. Racine, Wis., 53402
65282	White Motor Co. P.O. Box 5757 Cleveland, Ohio, 44101	72582	Detroit Diesel Engine Div. of General Motors Corp. 13400 W. Outer Dr. Detroit, Mich. 48239
65909	Kaiser Jeep Corp 940 N. Core Toledo, Ohio, 43601	72619	Dialight Corp. 60 Stewart Ave. Brooklyn, N.Y., 11237
66935	York Division of Borg-Warner Corp. Grantely Road York, Pa., 17405	72850	Bendix Corp. The Eclipse-Machine Division, Elmira, N.Y. Bendix Corp The Motor Components Division, 18th St. and Oakwood Ave. Elmira, N.Y., 14903
70040	AC Spark Plug Div. of General Motors Corp. 1300 N. Dort Hgwy. Flint, Mich., 48556	72962	Eleastic Stop Nut Corp. of America 2330 Vauxhall Road Union N.J., 07083
70270	Alemite Corp. Chicago, Ill.	73325	Hyster Co. 1800 North Adams St. Peoria, Ill., 61601
70330	King Bee Mfg. Co. 3302 South Nebraska St. Marion, Ind., 46952	73331	Guide Lamp Division of General Motors Corp. 2915 Pendelton Ave. Anderson, In., 46011
70350	Amerian Body and Trailer Inc. 1500 Exchange Oklahoma City, Okla., 73101	73471	Continental Motors Corp Aircraft Engine Division 205 Market St. Muskegon, Mich., 49443
70408	American Telephone and Telegraph 120 Broadway New York, N.Y., 10038	73680	Garlock Inc. Palmyra, N.Y., 14522
70411	Anderson Brass Co. 100 S. Campbell Ave. Detroit, Mich., 48209	73830	Gerstenslager Co. 1425 E. Bowman Wooster, Ohio
70413	Anti-Friction Bearing Mfg. Association Inc. 60 E. 42nd New York, N.Y., 10017	74080	Hayes Industries Inc. Wildwood Ave. Jackson, Mich.
70434	Anchor Coupling Col. Inc. Church and Fourth St. Libertyville, Ill., 60048	74410	Holland Hitch Co. 430 W. 18th St. Holland, Mich., 49423
70993	Bond foundry and Machine Co. 302 S. Penn St. Manheim Pa., 17545	74865	Chrysler Corp Marine and Ind. Eng. Div. 840 Huron Blvd. Marysville, Mich., 48040
71183	Bryant Electric Co. 1421 State Bridgeport Conn., 06602	74925	Industrial Lamp Corp 14th and Blain Street Elkhart, Ind., 46512
71282	Budd. Co. The 2450 Hunting Park Ave Philadelphia, Pa.	75337	Kingston Products Corp. 1412 N. Webster St. Kokomo, Ind. 46901
71669	General Electric Co. Switch gear and Control Division of Apparatus Group Philadelphia, Pa.	75377	Kurz and Root Co. 414 E. Winnebago St. Appleton, Wis., 54912
71843	Porter H K Co. Fabricated Metals Division Cleveland Forge Works Cleveland, Ohio Porter H K Co. Inc. Fabricated Metals Products Division Cleveland Forge Works 3220 E 79th St. Cleveland, Ohio, 44104	76040	Mack Truck Inc. Allentown, Pa.
72217	Connecticut Telephone and Electric Corp. of Meriden 28 Elm St. Meriden, Conn., 06450	76260	Mechanics, Universal Joint Division of Borg- Warner Corp. 2020 Harrison Ave. Rockford, Ill., 61101
		76280	M B Co. New Holstein, Wis., 53061

<i>Code</i>	<i>Manufacturer</i>	<i>Code</i>	<i>Manufacturer</i>
76680	National Seal Division of Federal-Mogul-Bower Bearings Inc. Redwood City, Calif.	80048	Vickers Hydraulic St. Louis, Mo.
76700	Nelson Muffler Corp. P.O. Box 189 Stoughton, Wis., 53589	80058	Joint Electronic Type Designation system
77060	Packard Electric-Div. of GM Corp. 408 Dana St. Warren, Ohio, 44481	80064	Naval Ships System Command
77068	Bendix Corp the Pacific North Hollywood, Calif.	80201	Chicago Rawhide Mfg. Co. 1301 Elston Ave. Chicago, Ill. 60622
77200	Pesco Products Division of Borg-Warner Corp 24700 N. Miles Road Bedford, Ohio 44104	80226	AP Parts Corp. 1801 Spielbusch Ave. Toledo, Ohio, 43601
77241	Perfection Cobey Co. East and Wood St. Gallon, Ohio, 44833	80244	General Services Administration Federal Supply Service Washington, D.C., 20406
77640	Ross Gear and Tool Co. East Hartford, Conn, 06108	80324	Pope Machine Co. Inc. Seattle, Wash.
77820	Bendix Corp the Electrical Components Div. Sherman Ave, Sidney, N.Y., 13838	80372	Marine Corps Washington, D.C.
77910	Shakespeare Products Division of Shakespeare Co. Inc. 241 E. Kalamazoo Ave. Kalamazoo, Mich., 49001	80751	U.S. Industries Inc. 250 Park Ave. New York, N.Y.
77948	The Singer Co. 30 Rockefeller Plaza New York, N.Y., 10020	81118	Eaton Mfg. Co, Cleveland Ohio Eaton Yale and Towne Inc. 100 Erie View Plaza Cleveland, Ohio, 44114
78385	South Wind Div. of Steward Warner Corp. 1514 Dover St. Indianapolis, Ind., 46207	81168	Linear Inc. Philadelphia, Pa.
78468	Tiffin Art Metal Co. P.O. Box 768 Tiffin, Ohio, 44883	81221	Neapco Products Inc. Queen and Bailey Sts. Pottstown, Pa., 19464
78500	North American Rockwell Corp. Rockwell Standard Bldg. Detroit, Mich., 48231	81263	Kingston Products Corp Douglas Division 141 Railroad St. Bronson, Mich. 49028
78550	Timpte Inc. 5990 N. Washington St. Denver Colo., 80216	81316	Portsmouth Naval Shipyard Portsmouth, N.H.
78570	Titeflex Inc. Springfield, Mass.	81336	Chief of Engineers Graveley Point, Va.
79136	Waldes Kohinoor Inc. 47-16 Anastel Place Long Island City, N. Y., 11101	81348	Federal Specifications—GSA
79150	Dana Corp-Victor Div. Chicago, Ill., 60690	81349	Military Specifications—DSA
79234	Webster RA Co. Los Angeles, Calif.	81351	Army Specifications
79419	Watson HS Co. 1316 67th Emeryville, Calif., 94608	81547	Aluminum Co. of America Ring Bldg. Washington, D.C., 20036
79466	York Shipley Inc. P.O. Box 349 York, Pa., 14705	81646	Ideal Corporation 435 Liberty Ave. Brooklyn, N.Y., 11207
79470	The Weatherhead Corp East 131st St. Cleveland, Ohio, 44108	81795	Wayne Mfg. Co. Pomona, Calif.
79500	Westinghouse Electric Corps Gateway Center P. O. Box 2278 Pittsburgh, Pa., 15230	82278	Ionia Mfg. Co. Ionia, Mich., 48846
79807	Wrought Washer Mfg. Co. 210050 Bay St. Milwaukee Wis., 53207	82338	Commercial Shearing and Stamping Co. Chicago, Ill.
		82577	Hughes Aircraft Co., Centinella and Teale Culver City, Calif., 90230
		82647	Metals and Controls Inc. Control Products Group 34 Forest St. Attleboro, Mass., 02703
		83299	Metals and Controls Inc. Spencer Products Attleboro, Mass. Eaton Yale and Town Inc. Materials Handling Division 11000 Roosevelt Blvd. Philadelphia, Pa., 19115
		85265	Durmetallic Corp. 2104 Factory St. Kalamazoo, Mich., 49001

<i>Code</i>	<i>Manufacturer</i>	<i>Code</i>	<i>Manufacturer</i>
86579	Precision Rubber Products Corp 3110 Oakridge Drive Dayton, Ohio, 45417	95019	Buckeye Rubber Prod. Lima, Ohio, 45802
88080	Cooper Bessemer Corp 150 Lincoln Grove City, Pa.	96906	Military Standards Promulgated by Standardization Division Directorate of Logistic Services, DSA
89345	International Harvester Co. Fort Wayne, Ind. International Harvester Co. Motor Truck Division 2701 Beuter Road Fort Wayne, Ind., 46803	97025	Rasch and Baughman Co. 8910 Alpine Detroit, Mich.
89619	Mack Trucks Inc., Montvale N.J. Mack Trucks Inc. Government Sales Division 2200 Hamilton St. Allentown, Pa., 18105	97577	Mechanics Universal Joint Division of Borg-Warner Corp Memphis Plant 1248 Warford St. Memphis, Tenn., 38108
89749	Clark Equipment Co. Industrial Truck Div. Battle Creek, Mich.	97907	Earthmoving Equipm Div. Hudson, Ohio, 44236
90031	Raymond Corp. The 131 Madison St. Green, N.Y., 13778	98237	Hydraulics Publications Inc. 812 Huron Cleveland, Ohio
90407	M-R-S Mfg. Co. P.O. Box 199, Flora, Miss., 39071	98441	Stratoflex Inc. 220 Roberts Cut-off P.O. Box 10398 Fort Worth, Texas, 76114
91024	Coach and Car Equipment Corp. 1951 Arthur Ave. Elk Grove Village, Ill., 60007	98625	Aeroquip Corp. Marman Division 11214 Exposition Blvd. Los Angeles, Calif., 90064
91340	Met-Pro Inc. 5th Mitchel Lansdale, Pa.	98890	Baldwin-Lima-Hamilton Corp. Construction Equipment Division Lima Plant, Main and Willis Streets Lima, Ohio, 45804
92392	Allis-Chalmers Mfg. Co., Defense Materials Department P.O. Box 512 Milwaukee, Wis., 53201	99066	American Bosch Arma Corp. 900 Old Country Road Garden City, N.Y. 11532
92541	Monogram Industries Inc. 8557 Higuera Street Calver City, Calif., 90231	99408	Studebaker Corp. 635 South Main St. South Bend, Ind., 46618
92679	International Harvester Co. Melrose Park, Ill. International Harvester Co. Construction Equipment Division 10400 W. North Ave. Melrose Park, Ill. 60160	99584	General Dynamics Corp Pomona Division. P.O. Box 2507 Pomona, Calif., 91766 General Dynamics Division of General Dynamics Corp Pomona, Calif.
92865	Minnesota Automotive Inc. 502 Paterson Ave. Mankato, Minn., 56001	99657	Marotta Valve Corp Boonton Ave. Boonton N.J. P.O. Box 330 Boonton, N.J., 07005
93568	Consolidated Diesel Electric Co. Division of Condec Corp., Post Road Old Greenwich Conn., 06870		
93742	Fernont Division Dynamics Corp of America 141 North Ave Bridgeport, Conn., 06606		
94222	South Chester Corp. Chester, Pa.		
94990	Motorola Inc. Government Electronics Division Aerospace Center 8201 East McDowell Road Scottsdale, Ariz., 85252		

### 1-8. Reporting of Equipment Publications Improvements

The reporting of errors, omissions, and recommendations for improving this publication by the individual user is encouraged. Reports should be submitted on DA Form 2028 (Recommended Changes to Publications) and forwarded direct to Commanding General, U.S. Army Tank-Automotive Command, ATTN: AMSTA-MAP, Warren, Mich. 48090.







(1) SMR Code	(2) Federal Stock Number	(3) DESCRIPTION	(4) UNIT of meas	(5) Qty inc. in	(6) 30-day DS maint allowance Unit	(7) 30-day GS maint allowance	(8) 1-yr alw per equip	(9) Depot alw per equip	(10) Illustration Figure No.	(11) Illustration Figure No.	(12) Item No.			
Reference Number & Mfr. Code			Usable On Code			(a)	(b)	(c)	(a)	(b)	(c)			
						1-20	21-50	51-100	1-20	21-50	51-100			
0100-ENGINE ASSEMBLY-CONTINUED														
P-F	5340-741-7123	MOUNT,RESILIENT: REAR ENGINE SUPPORT 7417123 (19207)	A	EA	*	*	*	*	*	*	10	4	4	
P-F	5310-062-4954	NUT,SELF-LOCKING: ENGINE SUPPORT SCREW MS21045-8 (96906)	A	EA	6	*	*	*	*	*	6	10	4	5
GROUP 02-CLUTCH														
0202-CLUTCH RELEASE MECHANISM														
P-O	2540-752-0971	PAD,PEDAL,CLUTCH: 7520971 (19207)	A	EA	1	*	*	*	*	*	6	10	5	1
P-O	2530-740-9448	STEM,PEDAL,CLUTCH: 7409448 (19207)	A	EA	1	*	*	*	*	*	3	5	5	2
P-O	5340-752-0964	BUMPER,RUBBER: CLUTCH PEDAL STEM 7520964 (19207)	A	EA	1	*	*	*	*	*	6	10	5	3
P-O	5310-950-0039	NUT,SELF-LOCKING: CLUTCH PEDAL MS21044N6 (96906)	A	EA	4	*	*	*	*	*	4	10	5	4
P-O	2520-734-8744	LEVER,CLUTCH PEDAL: 7348744 (19207)	A	EA	1	*	*	*	*	*	2	5	5	5
P-O	5305-269-2808	SCREW,CAP,HEXAGON: CLUTCH PEDAL LEVER MS90726-65 (96906)	A	EA	1	*	*	*	*	*	4	10	5	6
P-O	5315-616-5530	KEY,WOODRUFF: PEDAL AND LINKAGE SHAFTS MS35756-15 (96906)	A	EA	3	*	*	*	*	*	4	10	5	7
P-O	2520-734-8746	SHAFT,STRAIGHT: PEDAL LINKAGE 7348746 (19207)	A	EA	1	*	*	*	*	*	2	5	5	8
P-O	5305-269-2809	SCREW,CAP,HEXAGON: PEDAL SHAFT LEVER MS90726-66 (96906)	A	EA	2	*	*	*	*	*	4	10	5	9
P-O	7520-040-2248	LEVER: PEDAL SHAFT 7376155 (19207)	A	EA	1	*	*	*	*	*	2	5	5	10
P-O	2520-734-8743	LEVER,REMOTE CONTROL: RELEASE SHAFT 7348743 (19207)	A	EA	1	*	*	*	*	*	2	5	5	11
P-O	2520-734-8747	SHAFT,CLUTCH RELEASE: 7416059 (19207)	A	EA	1	*	*	*	*	*	2	5	5	12
P-O	2520-737-6156	SLEEVE,CLUTCH RELEASE,WITH BEARING: 7376156 (19207)	A	EA	1	*	*	*	*	*	6	10	5	13
X1		PLUG: CLUTCH RELEASE SLEEVE MS49005-2 (96906)	A		1								5	14
P-O	5310-045-3296	WASHER,LOCK: CLUTCH RELEASE SLEEVE MS35338-43 (96906)	A	EA	1	*	*	*	*	*	4	10	5	15

(1) SMR Code	(2) Federal Stock Number	(3) DESCRIPTION	(4) UNIT of meas	(5) Qty inc. in Unit	(6) 30-day DS allowance	(7) 30-day GS allowance	(8) 1-yr alw	(9) Depot maint alw	(10) Illustration Figure No.	(a) 100 cnt-	(b) per equip	(c) 100 equip	(a) Figure No.	(b) Item No.
Reference Number & Mfr. Code			Usable On Code			(a)	(b)	(c)	(a)	(b)	(c)	gcy		
0202-CLUTCH RELEASE MECHANISM-CONTINUED														
X1		PAD: CLUTCH RELEASE SLEEVE 10883340 (19207)	A	2									5	16
P-O	5340-734-8748	CLIP, SPRING TENSION: CLUTCH RELEASE SLEEVE 7348748 (19207)	A	EA	2	*	*	*	*	*	*		4	10 5 17
P-O	5305-984-6209	SCREW, MACHINE: CLUTCH RELEASE SLEEVE MS35206-262 (96906)	A	EA	1	*	*	*	*	*	*		4	10 5 18
X1		SLEEVE: CLUTCH RELEASE 10883389 (19207)	A	1									5	19
P-O	3110-186-5037	BEARING BALL, THRUST: CLUTCH RELEASE SLEEVE 7348742 (19207)	A	EA	1	*	*	*	*	*	*		6	10 5 20
P-O		SCREW, MACHINE: RELEASE SHAFT YOKE 5214807 (19207)	A	EA	2	*	*	*	*	*	*		4	10 5 21
P-O	5310-209-0965	WASHER, LOCK: RELEASE SHAFT YOKE MS35338-47 (96906)	A	EA	2	*	*	*	*	*	*		4	10 5 22
P-O	2520-734-6742	YOKE, SHIFTER CLUTCH: 7346742 (19207)	A	EA	1	*	*	*	*	*	*		2	5 5 23
P-O	2520-661-9586	WASHER, THRUST: RELEASE YOKE SHAFT 5226033 (19207)	A	EA	2	*	*	*	*	*	*		4	10 5 24
P-O	2520-097-4893	LINKAGE: REMOTE LEVER CONTROL ADJUSTING 8735505 (19207)	A	EA	1	*	*	*	*	*	*		6	20 5 25
P-O	5340-550-8085	CLEVIS, ROD END: ADJUSTING LINKAGE 104039 (24617)	A	EA	1	*	*	*	*	*	*		2	5 5 26
P-O	5310-732-0560	NUT, PLAIN, HEXAGON: ADJUSTING LINKAGE ROD MS51968-14 (96906)	A	EA	2	*	*	*	*	*	*		4	10 5 27
X1		ROD: ADJUSTING LINKAGE 10883202 (19207)	A	1									5	28
P-O	5340-692-6060	CLEVIS, ROD END, ASSEMBLY, ADJUSTABLE: 7373234 (19207)	A	EA	1	*	*	*	*	*	*		2	5 5 29
P-O	2520-692-6055	SPRING, HELICAL, COMPRESSION: ADJUSTABLE CLEVIS 7373229 (19207)	A	EA	1	*	*	*	*	*	*		6	20 5 30
P-O	3110-294-1834	BEARING, BALL: ADJUSTABLE CLEVIS 7373347 (19207)	A	EA	1	*	*	*	*	*	*		4	10 5 31
P-O	5340-739-7542	CLEVIS, ROD END: ADJUSTING LINKAGE 7397542 (19207)	A	EA	1	*	*	*	*	*	*		2	5 5 32

(1) SMR Code	(2) Federal Stock Number	(3) DESCRIPTION	(4) UNIT of meas	(5) Qty inc. in Unit	(6) 30-day DS allowance	(7) 30-day GS allowance	(8) 1-yr alw per 100 equip	(9) Depot maint alw per 100 equip	(10) Illustration Figure No.	(a) No.	(b) Item No.
Reference Number & Mfr. Code			Usable On Code			(a) 1-20	(b) 21-50	(c) 51-100	(a) 1-20	(b) 21-50	(c) 51-100
0202-CLUTCH RELEASE MECHANISM-CONTINUED											
P-O	5315-737-3224	PIN,GROOVED,HEADED: ADJUSTABLE CLEVIS 7373224 (19207)	A	EA	1	* * *	* * *	4	10	5	33
P-O	5315-842-3154	PIN,STRAIGHT,HEADED: PEDAL SHAFT LEVER MS35810-36 (96906)	A	EA	1	* * *	* * *	4	10	5	34
P-O	5315-839-5822	PIN,COTTER: PEDAL SHAFT LEVER MS24665-353 (96906)	A	EA	1	* * *	* * *	4	10	5	35
P-O	5305-269-2811	SCREW,CAP,HEXAGON: CLUTCH PEDAL LEVER MS90726-67 (96906)	A	EA	1	* * *	* * *	4	10	5	36
P-O	5340-422-2072	BRACKET,ANGLE: PEDAL RETRACTING SPRING 10871490 (19207)	A	EA	1	* * *	* * *	2	5	5	37
P-O	5360-740-9447	SPRING,HELICAL,EXTENSION: PEDAL RETRACTING 7409447 (19207)	A	EA	1	* * *	* * *	6	20	5	38
P-O	2520-407-6750	PLATE,RETAINING CLUTCH: 10871489 (19207)	A	EA	1	* * *	* * *	2	5	5	39
GROUP 03-FUEL SYSTEM											
0304-AIR CLEANER											
P-O	5305-988-1727	SCREW,MACHINE: AIR FILTER INDICATOR MS35206-283 (96906)	AB,AC	EA	2	* * *	* * *	6	10	6	1
P-O	2940-909-2453	FILTER,INDICATOR,AIR: METAL 8712057 (19207)	AB,AC	EA	1	* * *	* * *	6	20	6	2
P-O	2940-918-9641	FILTER,INDICATOR,AIR: PLASTIC	AB,AC	EA	1	* * *	* * *	6	20	6	2
P-O	2940-972-2596	FILTER INDICATOR,AIR: MA-198 (05083)	AB,AC	EA	1	* * *	* * *	6	20	6	2
P-O	5310-809-3078	WASHER,LOCK: FILTER INDICATOR MS27183-11 (96906)	AB,AC	EA	2	* * *	* * *	4	10	6	3
P-O	4730-266-0532	ADAPTER,STRAIGHT PIPE: FILTER HOSE 118748 (21450)	AB,AC	EA	1	* * *	* * *	4	10	6	4
P-O	5310-088-1251	NUT,SELF-LOCKING: FILTER,INDICATOR MS51922-1 (96906)	AB,AC	EA	2	* * *	* * *	4	10	6	5
P-O	2940-972-2606	HOSE ASSEMBLY,RUBBER: AIR RESTRICTION FILTER 36RUA346P6 (76040)	AB,AC	EA	1	* * *	* * *	6	20	6	6
P-O	4730-090-0832	CONNECTOR: FILTER HOSE MS39159-3 (96906)	AB,AC	EA	1	* * *	* * *	4	10	6	7

(1) SMR Code	(2) Federal Stock Number	(3) DESCRIPTION		(4) UNIT of meas	(5) Qty in Unit	(6) 30-day allowance	(7) DS maint	(8) 30-day allowance	(9) GS maint	(10) 1-yr alw	(11) Depot alw	(12) Illustration	(13) Figure	(14) Item	
Reference Number & Mfr. Code			Usable	On	Code	(a)	(b)	(c)	(a)	(b)	(c)	gcy			
						1-20	21-50	51-100	1-20	21-50	51-100				
0304-AIR CLEANER-CONTINUED															
P-O	4730-277-875C	ADAPTER, STRAIGHTPIPE: TUBE TO FILTER HOSE MS39179-1 (96906)	AB,AC	EA	1	*	*	*	*	*	*	4	10	6	8
P-O	5325-835-7289	GROMMET, RUBBER: FILTER HOSE CONNECTOR MS35490-75 (96906)	AB,AC	EA	1	*	*	*	*	*	*	6	20	6	9
P-O	4710-899-7893	TUBING, PLASTIC: AIR CLEANER 865779 (19207)	AB,AC	EA	1	*	*	*	*	*	*	4	10	6	10
P-O	4730-950-6134	CLAMP HOSE: PLASTIC TUBING MS21920-41 (96906)	AB,AC	EA	2	*	*	*	*	*	*	4	10	6	11
P-O	5310-959-760C	NUT, SELF-LOCKING: TUBING CLAMP MS51922-5 (96906)	AB,AC	EA	2	*	*	*	*	*	*	4	10	6	12
P-O	4730-912-9114	ELBOW, BRASS: RUBBER HOSE MS39184-1 (96906)	AB,AC	EA	2	*	*	*	*	*	*	2	5	6	13
P-O	2940-972-2608	HOSE ASSEMBLY, RUBBER: AIR CLEANER TUBE TO COMPRESSOR 36RUA349P31 (76040)	AB,AC	EA	1	*	*	*	*	*	*	6	20	6	14
P-O	4730-720-1398	CLAMP, HOSE: AIR INLET AND OUTLET HOSE 7048625 (19207)	AB,AC	EA	8	*	*	*	*	*	*	4	10	6	15
P-O	2940-018-5296	HOSE PREFORMED: TURBOCHARGER INLET 10938335 (19207)	AB,AC	EA	1	*	*	*	*	*	*	6	20	6	16
P-O	2990-972-260C	TUBE, TURBOCHARGER INLET: TURBOSUPERCHARGER INLET HOSE 19MDX327 (76040)	AB,AC	EA	1	*	*	*	*	*	*	6	20	6	17
P-O	4720-973-3994	HOSE, NONMETALLIC: ZZH428 (81348)	AB,AC	EA	3	*	*	*	*	*	*	6	20	6	18
P-O	4730-933-2928	CONNECTOR: PLASTIC TUBING MS39181-1 (96906)	AB,AC	EA	1	*	*	*	*	*	*	4	10	6	19
P-O	2940-972-2602	TUBE, AIR CLEANER OUTLET: TO TURBOCHARGER 19MDX329 (76040)	AB,AC	EA	1	*	*	*	*	*	*	6	20	6	20
X2-O		CLAMP: AIR CLEANER TUBE HOSE 83AX579-2 (76040)	AB,AC	EA	1	*	*	*	*	*	*			6	21
P-O	5305-068-0506	SCREW, CAP, HEXAGON HEAD: AIR CLEANER TUBE CLAMP MS90726-6 (96906)	AB,AC	EA	2	*	*	*	*	*	*	4	10	6	22
P-O	2940-972-2603	TUBE, AIR CLEANER OUTLET: 19MDX330 (76040)	AB,AC	EA	1	*	*	*	*	*	*	6	20	6	23
P-O	2940-911-5631	FILTER ASSEMBLY, AIR: 7737120 (19207)	AB,AC	EA	1	*	*	*	*	*	*	20	20	6	24
P-O	5305-269-3209	SCREW, CAP, HEXAGON: CAP (6), BODY (4) MS90725-58 (96906)	AB,AC	EA	10	*	*	*	*	*	*	4	10	6	25

(1) SMR Code	(2) Federal Stock Number	(3) DESCRIPTION	(4) UNIT of meas	(5) Qty inc. in	(6) 30-day DS allowance in Unit	(7) 30-day GS allowance	(8) 1-yr alw per 100 equip- cnt-	(9) Depot alw per 100 equip No.	(10) Illustration Figure No.	(b) Item No.	
Reference Number & Mfr. Code			Usable On Code			(a) 1-20	(b) 21-50	(c) 51-100	(a) 1-20	(b) 21-50	(c) 51-100
0304-AIR CLEANER-CONTINUED											
P-O	5310-543-5101	WASHER, FLAT: CAP (6), COVER (4) MS35338-27 (96906)	EA	10	* * *	* * *	4	10	6	26	
X1		CAP: 7737482 (19207)		1					6	27	
X1		GASKET: CAP TO COVER 7737126 (19207)		1					6	28	
X1		COVER: AIR CLEANER BODY 7737482 (19207)		1					6	29	
P-O	5310-732-0558	NUT, HEXAGON: CAP (6) BODY (4) MS51967-8 (96906)	EA	10	* * *	* * *	4	10	6	30	
P-O	2940-974-9669	FILTER ELEMENT, INTAKE: 8E2H97VS (18170)	EA	1	* * *	* * *	6	20	6	31	
X1		BODY: AIR CLEANER 7737124 (19207)		1					6	32	
X1		GASKET: COVER TO BODY 7737127 (19207)		1					6	33	
P-O	2940-911-5658	COVER: AIR CLEANER BODY 10931909 (19207)	EA	1	* * *	* * *	2	5	6	34	
X1		BRACKET, MOUNTING: 11593197 (19207)		1					6	35	
P-O	2940-740-9304	CLEANER, AIR ASSEMBLY: GASOLINE 7409304 (19207)	EA	1	* * *	* * *	20	20	7	1	
P-O	2940-740-9305	CUP, OIL: AIR CLEANER BODY 7409305 (19207)	EA	1	* * *	* * *	6	20	7	2	
P-O	2940-740-9303	CLAMP, AIR CLEANER: OIL CUP 7409303 (19207)	EA	1	* * *	* * *	4	10	7	3	
P-O	5306-272-6558	BOLT, EYE: OIL CUP CLAMP 139507H (31007)	EA	1	* * *	* * *	4	10	7	4	
P-O	2940-740-9306	GASKET: OIL CUP 7409306 (19207)	EA	1	* * *	* * *	6	20	7	5	
P-O	2940-740-9144	BAND, MOUNTING, ASSEMBLY: AIR CLEANER BODY 7409144 (19207)	EA	2	* * *	* * *	4	10	7	6	
P-O	5305-984-6680	SCREW, CAP, HEXAGON: MOUNTING BAND MS35206-300 (96906)	EA	2	* * *	* * *	4	10	7	7	
P-O	5310-012-0399	NUT, PLAIN SQUARE: MOUNTING BAND 120399 (12204)	EA	2	* * *	* * *	4	10	7	8	
P-O	5310-080-6004	WASHER, PLAIN: MOUNTING BAND MS15795-214 (96906)	EA	4	* * *	* * *	4	10	7	9	
P-O	5310-637-9541	WASHER, LOCK: AIR CLEANER MOUNTING BAND MS35338-46 (96906)	EA	4	* * *	* * *	4	10	7	10	

(1) SMR Code	(2) Federal Stock Number	(3) DESCRIPTION	(4) UNIT of meas	(5) Qty in Unit	(6) 30-day DS allowance in Unit	(7) 30-day GS allowance	(8) 1-yr alw per 100 equip	(9) Depot maint alw per 100 equip	(10) Illustration Figure No.	(a) No.	(b) Item No.			
Reference Number & Mfr. Code			Usable On Code			(a)	(b)	(c)	(a)	(b)	(c)			
						1-20	21-50	51-100	1-20	21-50	51-100			
0304-AIR CLEANER-CONTINUED														
P-O	5305-269-2802	SCREW,CAP,HEXAGON: MOUNTING BAND MS90726-59 (96906)	EA	4	*	*	*	*	*	*	4	10	7	11
X1		ELEMENT ASSEMBLY,AIR CLEANER FILTER: 11604545 (19207)		1									7	12
X1		BODY: AIR CLEANER DN-P10672 (84243)		1									7	13
P-O	4730-908-6293	CLAMP,HOSE: CARBURETOR AIR INTAKE HOSE MS35842-15 (96906)	EA	2	*	*	*	*	*	*	4	10	7	14
P-O	2940-740-9300	HOSE,PREFORMED: AIR CLEANER TO CARBURETOR 7409300 (19207)	EA	1	*	*	*	*	*	*	6	20	7	15
P-O	5305-600-8993	SCREW,SHOULDER: AIR HOSE INLET 181608 (10001)	EA	4	*	*	*	*	*	*	4	10	7	16
P-O	2910-740-9309	INLET,AIR HOSE: TO CARBURETOR 7409309 (19207)	EA	1	*	*	*	*	*	*	6	20	7	17
P-O	2910-740-9307	GASKET: CARBURETOR TO AIR HOSE INLET 7409307 (19207)	EA	1	*	*	*	*	*	*	6	20	7	18
P-O	5310-088-0553	NUT, SELF-LOCKING HEXAGON: AIR HOSE INLET MS21044-N5 (96906)	EA	4	*	*	*	*	*	*	4	10	7	19
NON-ILLUSTRATED														
P-O	5305-269-3211	SCREW, CAP,HEXAGON: MOUNTING BRACKET MS90725-6 (96906)	EA	2	*	*	*	*	*	*	4	10		
P-O	5310-637-9541	WASHER, LOCK: MOUNTING BRACKET MS35338-46 (96906)	EA	2	*	*	*	*	*	*	4	10		
P-O	5310-732-0558	NUT, HEXAGON: MOUNTING BRACKET MS51967-8 (96906)	EA	2	*	*	*	*	*	*	4	10		
0306 - TANKS, LINES AND FITTINGS														
P-O	2910-901-9686	TANK, FUEL, ENGINE, LEFT: 78 GALLON 10883593 (19207)	AA	EA	1	*	*	*	*	*	*	*	8	1
P-O	2910-719-1233	TANK, FUEL, ENGINE: 7191233 (19207)	BE, IA LA,MA	EA	1	*	*	*	*	*	*	*	8	1
P-O	2910-740-9420	TANK, FUEL, ENGINE: RIGHT: 55 GALLON 7409420 (19207)	AA	EA	2	*	*	*	*	*	*	*	8	1
P-O	2910-972-2612	TANK, FUEL, ENGINE: 78 GALLON 10931906 (19207)	AC	EA	1	*	*	*	*	*	*	*	8	1

(1) SMR Code	(2) Federal Stock Number	(3) DESCRIPTION	(4) UNIT of meas	(5) Qty in Unit	(6) 30-day DS allowance	(7) 30-day GS allowance	(8) 1-yr alw	(9) Depot maint alw	(10) Illustration Figure (a) No.	(b) Item No.			
Reference Number & Mfr. Code			Usable On Code			(a) 1-20	(b) 21-50	(c) 51-100	(a) 1-20	(b) 21-50	(c) 51-100	gcy	
0306 - TANKS, LINES AND FITTINGS - CONTINUED													
P-O	2910-972-2613	TAND, FUEL, ENGINE: 55 GALLON 10931907 (19207)	AC	EA	2	*	*	*	*	*	*	8	1
P-O	2910-073-0148	TANK, FUEL, ENGINE, LFT: 55 GALLON 10938346 (19207)	AB	EA	1	*	*	*	*	*	*	8	1
P-O	2910-073-0149	TANK, FUEL, ENGINE, LEFT: 78 GALLON 10938369-2 (19207)	AB	EA	1	*	*	*	*	*	*	8	1
P-O	2910-141-9758	CAP, FUEL TANK, WITH CHAIN: FILLER MS35645-1 (96906)	A	EA	1	*	*	*	*	*	*	8	2
P-O	5330-684-7851	GASKET: FILLER CAP MS35643-1 (96906)	A	EA	1	*	*	*	*	*	*	8	3
P-O	2910-752-9138	SLEEVE, FUEL TANK, FILLER: MS90908-1 (96906)	A	EA	1	*	*	*	*	*	*	8	4
P-O	5305-984-6193	SCREW, MACHINE: VENT COVER MS35206-245 (96906)	AA,AC	EA	12	*	*	*	*	*	*	8	5
P-O		SCREW, RECESS HEADED: SELF-SEALING INTANK PUMP 11069358-2 (19207)	AB	EA	12	*	*	*	*	*	*	8	5*1
P-O	5310-753-9073	WASHER, SHOULDERED AND RECESSED: VENT COVER 709422 (19207)	AA,AC	EA	12	*	*	*	*	*	*	8	6
P-O	2910-740-9402	COVER, VENT: 7409402 (19207)	AA,AC	EA	1	*	*	*	*	*	*	8	7
P-O	2910-01-286-775	TERMINAL ASSEMBLY: 12368371 (19207)	AB	EA	1	*	*	*	*	*	*	8	7*1
P-O	2910-00-148-161	PUMP, SUBMERGEN: 10947344 (10001)	AB	EA	1	*	*	*	*	*	*	8	7*2
P-O	5330-735-1315	GASKET: VENT COVER 7351315 (19207)	AA,AC	EA	1	*	*	*	*	*	*	8	8
P-O	2910-269-3464	GASKET: INTANK PUMP 10917063 (19207)	AB	EA	1	*	*	*	*	*	*	8	8*1
P-O	4730-088-8665	PLUG, PIPE: DRAIN MS49005-10 (96906)	A	EA	1	*	*	*	*	*	*	8	9
P-O	5305-269-2815	SCREW, CAP, HEXAGON: STRAP (2 USED WITH 55-78 GALLON TANKS) MS90729-71 (96906)	A	EA	4	*	*	*	*	*	*	8	10
P-O	5310-950-0039	NUT, SELF-LOCKING: STRAP (2 USED WITH 55 AND 78 GALLON TANKS) MS21044N6 (96906)	A	EA	8	*	*	*	*	*	*	8	11



(1) SMR Code	(2) Federal Stock Number	(3) DESCRIPTION	(4) UNIT of meas	(5) Qty in Unit	(6) 30-day DS maint allowance	(7) 30-day GS maint allowance	(8) 1-yr alw	(9) Depot maint alw	(10) Illustration					
		Reference Number & Mfr. Code	Usable On Code		(a) 1-20	(b) 21-50	(c) 51-100	(a) 1-20	(b) 21-50	(c) 51-100	per equip cnt-gcy	per equip No.	(a) Figure No.	(b) Item No.
0306-TANKS, LINES AND FITTINGS-CONTINUED														
P-O	2910-740-9419	STRAP, FUEL TANK: (2 USED WITH 55 AND 78 GALLON TANKS) 7409419 (19207)	A	EA	4	*	*	*	*	*	*	*	8	12
NON-ILLUSTRATED														
P-O	2910-569-2681	VALVE, CONTROL FLUID: FUEL TANK SELECTOR SK 1031 (70411)	IA,IB	EA	1	*	*	*	*	*	*	*		
P-O	2910-737-6147	CONTROL ASSEMBLY, MANIFOLD: GASOLINE SHUT-OFF VALVE 7376147 (19207)	AA	EA	3	*	*	*	*	*	*	*		
P-O	2910-911-5636	VALVE ASSEMBLY: MINIATURE FLOAT 8737816 (19207)	CC,CD,DE, DF,FE,FG FH,EG,IK,TB, CE,DF,DG,HB,	EA	1	*	*	*	*	*	*	10	10	
P-O	2910-974-7581	REDUCER, FUEL FLOW: OVERFLOW 63AX1221 (76040)	AC	EA	1	*	*	*	*	*	*	4	10	
P-O	2910-974-7611	VALVE, FUEL SHUT-OFF: EMERGENCY 700GC19 (76040)	AC	EA	1	*	*	*	*	*	*	6	10	
P-O	4820-741-1064	COCK, PLUG: FUEL LINE SHUT-OFF 7411064 (19207)	DA,DB,EA, EB,HA,JA	EA	1	*	*	*	*	*	*	2	5	
P-O	5330-808-0794	PACKING, PREFORMED: EMERGENCY SHUT-OFF VALVE MS28778-8 (96906)	AC	EA	1	*	*	*	*	*	*	10	20	
P-O	5340-809-1492	CLAMP, LOOP: FUEL LINES MS21333-100 (96906)	DA,DB EB,EC,	EA	7	*	*	*	*	*	*	10	10	
0311-ENGINE STARTING AIDS														
NON-ILLUSTRATED														
P-O	2910-269-3464	GASKET: FUEL PUMP 10917063 (19207)	AB	EA	1	*	*	*	*	*	*	10	100	
P-O	4730-289-1254	ADAPTER, STRAIGHT, PIPE TO TUBE: GASOLINE INTAKE FUEL PUMP OUTLET 137407 (24617)	AB	EA	1	*	*	*	*	*	*	6	10	
P-F	5920-105-9932	PARTS KIT, ENGINE FUEL: (IN TANK FUEL PUMP) 5704031 (19207)	AB	EA	1	*	*	*	*	*	*	10	20	
P-F	5920-855-4260	FUSE, CARTRIDGE: (COMPONENT OF PARTS KIT, FSN 5920-105-9932) F02B125V2AS (81349)	AB	EA	1	*	*	*	*	*	*	10	40	

(1)	(2)	(3)	(4)	(5)	(6)	(7)	(8)	(9)	(10)		
SMR Code	Federal Stock Number	DESCRIPTION	UNIT of meas	Qty in Unit	30-day DS allowance in	30-day GS allowance	1-yr alw per 100 equip cnt	Depot maint alw per 100 equip	Illustration Figure No.		
		Reference Number & Mfr. Code	Usable On Code	(a)	(b)	(c)	(a)	(b)	(c)		
				1-20	21-50	51-100	1-20	21-50	51-100		
				gcy			gcy				
		0312-ACCELERATOR AND THROTTLE CONTROLS									
P-O	5315-236-8357	PIN: ANTI-DIESELING CONTROL CABLE MS24665-368 (96906)	AA,AC	EA	1	* * *	* * *	6	10	9	1
P-O	2910-699-8476	SPRING, HELICAL, COMPRESSION: ANTI-DIESELING CONTROL CABLE 8332670 (19207)	AA,AC	EA	1	* * *	* * *	6	10	9	2
P-O	2910-699-8475	RETAINER, SPRING: ANTI-DIESELING CONTROL CABLE (USED WITH CARBURETOR FSN 2910-562-0441) 8332669 (19207)	AA,AC	EA	1	* * *	* * *	6	10	9	3
P-O	5325-011-7965	GROMMET, RUBBER: PUSH-PULL, CONTROL CABLE 117965 (24617)	AA,AC	EA	1	* * *	* * *	10	10	9	4
P-O	5310-975-2075	NUT, PLAIN, HEXAGON: ANTI-DIESELING, CHOKE, AND THROTTLE CONTROLS MS35691-21 (96906)	AA,AC	EA	3	* * *	* * *	4	10	9	5
P-O	5310-637-9541	WASHER, LOCK: ANTI-DIESELING, CHOKE AND THROTTLE CONTROLS MS35338-46 (96906)	AA,AC	EA	3	* * *	* * *	4	10	9	6
P-O	2590-693-0667	CONTROL ASSEMBLY, PUSH-PULL: ANTI-DIESELING (USED WITH CARBURETOR FSN 2910-562-0441) 8332668 (19207)	AA,AC	EA	1	* * *	* * *	3	5	9	7
P-O	2590-752-0597	CONTROL ASSEMBLY, PUSH-PULL: ANTI-DIESELING (USED WITH CARBURETOR FSN 2910-737-5469 AND 2910-832-7282) 7520597 (19207)	AA,AC	EA	1	* * *	* * *	3	5	9	8
P-O	2590-911-5628	CONTROL: ASSY.THROTTLE GAS ENGINE 10933816 (19207)	AA,AC	EA	1	* * *	* * *	3	5	9	9
P-O	2590-740-9267	CONTROL: CHOKE W/KNOW ASSY 7409267 (19207)	AA,AC	EA	1	* * *	* * *	3	5	9	9
P-O	5325-060-0976	GROMMET, RUBBER: THROTTLE CONTROL CABLE MS35490-7 (96906)	AA,AC	EA	1	* * *	* * *	10	10	9	10
P-O	5310-959-7600	NUT,SELF-LOCKING: THROTTLE CONTROL CLIP MS51922-5 (96906)	AA,AC	EA	1	* * *	* * *	4	10	9	11
P-O	2910-532-3160	COLLAR, THROTTLE CONTROL: 5323160 (19207)	AA,AC	EA	1	* * *	* * *	3	5	9	12
P-O	5305-993-1849	SCREW, MACHINE: THROTTLE CONTROL COLLAR MS35307-259 (96906)	AA,AC	EA	1	* * *	* * *	4	10	9	13
X2-O		CLIP: THROTTLE CONTROL CABLE 570348 (21450)	AA,AC	EA	1	* * *	* * *			9	14

(1) SMR Code	(2) Federal Stock Number	(3) DESCRIPTION	(4) UNIT of meas	(5) Qty in Unit	(6) 30-day DS allowance	(7) 30-day GS allowance	(8) 1-yr alw	(9) Depot maint	(10) Illustration	(b) Figure	(b) Item				
Reference Number & Mfr. Code			Usable On Code			(a) 1-20	(b) 21-50	(c) 51-100	(a) 1-20	(b) 21-50	(c) 51-100	per 100 equip	per 100 equip	No.	No.
0312-ACCELERATOR AND THROTTLE CONTROLS-CONTINUED															
P-O	5305-068-0506	SCREW, CAP, HEXAGON: THROTTLE CONTROL CLIP MS90726-6 (96906)	AA,AC	EA	1	*	*	*	*	*	*	4	10	9	15
X2-O		BRACKET: ANTI-DIESELING CONTROL CABLE 49R285 (76040)	AA,AC	EA	1	*	*	*	*	*	*			9	16
P-O	2910-740-9271	ROD, THROTTLE ASSEMBLY: CROSS SHAFT TO CARBURETOR 740271 (19207)	A	EA	1	*	*	*	*	*	*	6	10	10	1
P-O	3040-371-5584	BALL, JOINT: CARBURETOR ROD (2), LEVER ROD (2) 109415 (21450)	A	EA	4	*	*	*	*	*	*	3	5	10	2
P-O	5310-971-7985	NUT, PLAIN, HEXAGON: CARBURETOR ROD (2), LEVER ROD (2) MS35691-5 (96906)	A	EA	4	*	*	*	*	*	*	4	10	10	3
X1		ROD: CARBURETOR BALL JOINT 10883235 (19207)	A		1									10	4
P-O	2540-741-3422	SHAFT ASSEMBLY, CROSS THROTTLE: 7409273 (19207)	A	EA	1	*	*	*	*	*	*	6	10	10	5
P-O	2540-752-9238	LINK: LEFT CROSS SHAFT 7529238 (19207)	A	EA	1	*	*	*	*	*	*	2	5	10	6
P-O	5310-877-5796	NUT,SELF-LOCKING: BALL JOINT MS21044N4 (96906)	A	EA	4	*	*	*	*	*	*	4	10	10	7
P-O	5315-276-5166	PIN, GROOVED, HEADLESS: CROSS SHAFT LINK MS35671-30 (96906)	AA	EA	2	*	*	*	*	*	*	4	10	10	8
X1		BRACKET: LEFT CROSS SHAFT 7529237 (19207)	AA		2									10	9
P-O	4730-050-4203	FITTING, LUBRICATION: LEFT AND RIGHT CROSS SHAFT BRACKET MS15001-1 (96906)	AA	EA	2	*	*	*	*	*	*	10	10	10	10
X1		SHAFT: THROTTLE CROSS SHAFT 10883234 (19207)	AA		1									10	11
P-O	2590-752-9235	LEVER, REMOTE CONTROL RIGHT CROSS SHAFT 7529235 (19207)	AA	EA	1	*	*	*	*	*	*	4	8	10	12
P-O	5310-950-0035	NUT,SELF-LOCKING: CROSS SHAFT CLAMP (1), ACCELERATOR PEDAL STOP (1), CROSS SHAFT CLIP (1) MS21044N6 (96906)	AA	EA	3	*	*	*	*	*	*	4	10	10	13

(1)	(2)	(3)				(7)			(8)	(9)	(10)	
SMR Code	Federal Stock Number	DESCRIPTION	UNIT of meas	Qty in Unit	30-day allowance in	DS maint	30-day allowance	GS maint	1-yr alw	Depot alw	Illustration	
		Reference Number & Mfr. Code	Usable	On	Code	(a)	(b)	(c)	(a)	(b)	(c)	gcy
						1-20	21-50	51-100	1-20	21-50	51-100	
		0312-ACCELERATOR AND THROTTLE CONTROLS-CONTINUED										
X2-O		BRACKET: CROSS SHAFT 10883238 (19207)	AA	EA	1	*	*	*	*	*	*	4 10 10 14
P-O	5305-269-2803	SCREW, CAP, HEXAGON HEAD: CROSS SHAFT BRACKET CLAMP MS90726-60 (96906)	AA	EA	2	*	*	*	*	*	*	4 10 10 15
P-O	5340-740-9266	CLIP, THROTTLE CONTROL: 7409266 (19207)	AA	EA	1	*	*	*	*	*	*	4 10 10 16
P-O	5360-753-9125	SPRING, HELICAL, EXTENSION: ANTI-DIESELING VALVE CONTROL (USED WITH CARBURETOR, FSN 2910-737-5439 AND CARBURETOR, FSN 2910-832-7282) 7539129 (19207)	AA	EA	1	*	*	*	*	*	*	6 10 10 17
P-O	2910-699-8476	SPRING, HELICAL, COMPRESSION: RETURN, ANTI-DIESELING VALVE CONTROL (USED WITH CARBURETOR, FSN 2910-562-0441) 8332670 (19207)	AA	EA	1	*	*	*	*	*	*	6 10 10 17
P-O	2540-737-3265	CLIP: CROSS SHAFT 7373265 (19207)	AA	EA	1	*	*	*	*	*	*	4 10 10 18
P-O	5310-627-6128	WASHER, LOCK: CROSS SHAFT CLIP MS35335-21 (96906)	AA	EA	2	*	*	*	*	*	*	4 10 10 19
X2-O		ROD: LEVER BALL JOINTS 10883236 (19207)	AA	EA	1	*	*	*	*	*	*	10 20
P-O	5315-839-2325	PIN, COTTER: ACCELERATOR PEDAL LEVER MS24665-132 (96906)	AA	EA	2	*	*	*	*	*	*	4 10 10 21
P-O	5310-080-6004	WASHER, FLAT: ACCELERATOR PEDAL LEVER AND STOP MS27183-14 (96906)	AA	EA	4	*	*	*	*	*	*	4 10 10 22
P-O	2590-753-9135	BELL CRANK: PEDAL CONNECTING LINK TO CROSS SHAFT JOINT 1539135 (19207)	AA	EA	1	*	*	*	*	*	*	6 10 10 23
P-O	2540-115-2565	PEDAL, CONTROL, ASSEMBLY: 7397798 (19207)	AA	EA	1	*	*	*	*	*	*	4 8 10 24
P-O	2540-753-9114	PEDAL, CONTROL: ACCELERATOR 7539114 (19207)	AA	EA	1	*	*	*	*	*	*	6 10 10 25
P-O	2540-753-9130	BRACKET: ACCELERATOR PEDAL 7539130 (19207)	AA	EA	1	*	*	*	*	*	*	3 5 10 26
P-O	5315-338-1621	PIN, STRAIGHT, HEADED: ACCELERATOR PEDAL BRACKET 7539131 (19207)	AA	EA	1	*	*	*	*	*	*	4 10 10 27

(1) SMR Code	(2) Federal Stock Number	(3) DESCRIPTION	(4) UNIT of meas	(5) Qty in Unit	(6) 30-day DS allowance in	(7) 30-day GS allowance	(8) 1-yr alw per 100 cnt-gcy	(9) Depot maint alw equip	(10) Illustration Figure No.	(a)	(b)	(10) Item No.
Reference Number & Mfr. Code			Usable On Code			(a)	(b)	(c)	(a)	(b)	(c)	
0312-ACCELERATOR AND THROTTLE CONTROLS-CONTINUED												
P-O	5305-984-7341	SCREW, MACHINE: ACCELERATOR PEDAL BRACKET MS35191-273 (96906)	AA	EA	2	*	*	*	*	*	*	4 10 10 28
P-O	5310-877-5797	NUT, SELF-LOCKING: ACCELERATOR PEDAL BRACKET MS2104413 (96906)	AA	EA	2	*	*	*	*	*	*	4 10 10 29
P-O	5310-732-0559	NUT, PLAIN, HEXAGON: ACCELERATOR PEDAL STOP MS51968-8 (96906)	AA	EA	1	*	*	*	*	*	*	4 10 10 30
P-O	5305-269-2811	SCREW, CAP, HEXAGON: ACCELERATOR PEDAL STOP MS90726-67 (96906)	AA	EA	1	*	*	*	*	*	*	4 10 10 31
P-O	5315-842-3044	PIN, COTTER: ACCELERATOR PEDAL CONNECTING LINK MS24665-283 (96906)	AA	EA	2	*	*	*	*	*	*	4 10 10 32
P-O	2540-753-9112	CONNECTING LINK, RIGID: ACCELERATOR PEDAL TO BELL CRANK 7539112 (19207)	AA, AC	EA	1	*	*	*	*	*	*	2 5 10 33
P-O	2540-753-9112	CONNECTING LINK RIGID: ACCELERATOR PEDAL TO BELL CRANK 10938299 (19207)	AB	EA	1	*	*	*	*	*	*	2 5 10 33
P-O	2910-753-9133	BRACKET, ACCELERATOR: BELL CRANK 7539133 (19207)		EA	1	*	*	*	*	*	*	2 5 10 34
P-O	5305-267-8974	SCREW, CAP, HEXAGON: BELL CRANK BRACKET MS90726-8 (96906)	AA	EA	1	*	*	*	*	*	*	4 10 10 35
NON-ILLUSTRATED												
P-O	2590-017-9775	CONTROL, ASSEMBLY, PUSH-PULL: 10938437 (19207)	A	EA	1	*	*	*	*	*	*	3 5
P-O	2590-911-5628	CONTROL ASSEMBLY, PUSH-PULL: MULTIFUEL 10938316-1 (19207)	AB	EA	1	*	*	*	*	*	*	3 5
P-O	2590-912-3110	CONTROL ASSEMBLY, PUSH-PULL: THROTTLE 10938357 (19207)	AB	EA	1	*	*	*	*	*	*	3 5
P-O	2590-944-6210	CONTROL ASSEMBLY, PUSH-PULL ENGINE STOP 10938316-2 (19207)	AA, AB	EA	1	*	*	*	*	*	*	3 5
P-O	2590-971-5023	CONTROL ASSEMBLY, PUSH-PULL ENGINE STOP 21QBX155 (76040)	AA, AB	EA	1	*	*	*	*	*	*	3 5

(1) SMR Code	(2) Federal Stock Number	(3) DESCRIPTION	(4) UNIT of meas	(5) Qty in Unit	(6) 30-day DS allowance	(7) 30-day GS allowance	(8) 1-yr alw	(9) Depot alw	(10) Illustration					
		Reference Number & Mfr. Code	Usable On Code		(a) 1-20	(b) 21-50	(c) 51-100	(a) 1-20	(b) 21-50	(c) 51-100	per 100 cnt-gcy	per 100 equip	(a) Figure No.	(b) Item No.
0312-ACCELERATOR AND THROTTLE CONTROLS-CONTINUED														
P-O	2590-971-5024	CONTROL ASSEMBLY,PUSH-PULL: ENGINE STOP 21QBX156 (76040)	AA,AB	EA	1	*	*	*	*	*	3	5		
P-O	2590-999-8590	CONTROL ASSEMBLY, PUSH-PULL: ENGINE STOP 10938316-3 (19207)	AB	EA	1	*	*	*	*	*	3	5		
P-O	2990-131-6151	CONTROL ASSEMBLY, PUSH-PULL: ENGINE STOP 10938316-4 (19207)	AA,AB	EA	1	*	*	*	*	*	3	5		
GROUP 04-EXHAUST SYSTEM														
0401-MUFFLER AND PIPES														
P-O	5305-269-2807	SCREW, CAP, HEXAGON: TAIL PIPE EXTENSION MS90726-64 (96906)	AA	EA	16	*	*	*	*	*	6	800	11	1
P-O	2990-040-2333	EXTENSION: EXHAUST PIPE 8331956 (19207)	AA	EA	1	*	*	*	*	*	15	20	11	2
P-O	2990-734-8828	GASKET: MUFFLER TO TAIL PIPE FLANGE 7348828 (19207)	AA	EA	2	*	*	*	*	*	15	200	11	3
P-O	5310-950-0035	NUT, SELF-LOCKING, HEXAGON: EXHAUST SYSTEM MS21044N6 (96906)	AA	EA	20	*	*	*	*	*	6	10	11	4
P-O	2990-741-1095	BRACKET, TAIL PIPE: 7411095 (19207)	AA	EA	1	*	*	*	*	*	10	20	11	5
P-O	5306-692-7171	SCREW, CAP, HEXAGON: EXHAUST CLAMP AND LINK 8332741 (19207)	AA	EA	6	*	*	*	*	*	6	10	11	6
P-O	5310-732-0559	NUT, PLAIN, HEXAGON: RETAINING STRAP (4), CLAMP (2) MS51968-8 (96906)	AA	EA	6	*	*	*	*	*	6	10	11	7
P-O	5340-447-4726	CLAMP, RETAINING: MUFFLER TAIL PIPE 7001893 (19207)	AA	EA	4	*	*	*	*	*	15	20	11	8
P-O	2990-658-9563	CLAMP, EXHAUST PIPE: UNDERCARRIAGE 7348839 (19207)	AA	EA	1	*	*	*	*	*	15	20	11	8
P-O	2990-734-8839	PIPE,EXHAUST:MUFFLER TO EXTENSION 7348839 (19207)	DA,DB EA,EB,EC,	EA	1	*	*	*	*	*	15	20	11	9
P-O	2990-734-8838	PIPE, EXHAUST TAIL 7348838 (1920)	GB	EA	1	*	*	*	*	*	15	20	11	9

(1)	(2)	(3)	(4)	(5)	(6)	(7)	(8)	(9)	(10)					
SMR Code	Federal Stock Number	DESCRIPTION	UNIT of meas	Qty in Unit	30-day allowance in	DS maint allowance	30-day allowance	GS maint allowance	1-yr alw	Depot alw	Illustration			
		Reference Number & Mfr. Code	Usable On Code		(a)	(b)	(c)	(a)	(b)	(c)	per 100 cnt-	equip	(a) No.	(b) Item No.
P-O	2990-741-1093	PIPE,TAIL:MUFFLER TO EXTENSION 7411093(19207)	FB, EA	1	*	*	*	*	*	*	15	20	11	9
P-O	2990-741-1096	PIPE,EXHAUST:MUFFLER TO EXTENSION 7411096 (19207)	BG, FA BD,HA EA	1	*	*	*	*	*	*	15	20	11	9
P-O	2990-591-7696	PIPE,TAIL:MUFFLER TO EXTENSION 7411097 (19207)	RA, IA JA,BE EA	1	*	*	*	*	*	*	15	20	11	9
P-O	2990-734-8826	CLAMP:EXHAUST PIPE 7348826 (19207)	AA EA	2	*	*	*	*	*	*	15	20	11	10
P-O	2990-741-3235	CONNECTING LINK, RIGHT: MUFFLER HANGER BRACKET 7413235 (19207)	AA EA	2	*	*	*	*	*	*	15	20	11	11
P-O	2990-741-1057	BRACKET, EXHAUST PIPE: FRONT AND REAR MUFFLER SUPPORT 7411057 (19207)	CA,CB,DA, DB,EA,EB, EC,FA,FB, HA,BD EA	2	*	*	*	*	*	*	15	20	11	12
P-O	5340-741-1094	BRACKET, DOUBLE ANGLE: REAR MUFFLER HANGER 7411094 (19207)	BG EA	1	*	*	*	*	*	*	15	20	11	12
P-O	5305-269-2808	SCREW, CAP, HEXAGON HEAD: CLAMP MS90726-65 (96906)	AA EA	5	*	*	*	*	*	*	15	20	11	13
P-O	2990-734-8834	PIPE, EXHAUST: MANIFOLD TO MUFFLER 7348834 (19207)	AA EA	1	*	*	*	*	*	*	15	20	11	14
P-O	5310-639-3363	NUT, PLAIN, HEXAGON: EXHAUST PIPE TO MUFFLER 596550 (21450)	AA EA	8	*	*	*	*	*	*	6	10	11	15
P-O	5310-734-8837	WASHER, PLAIN: EXHAUST PIPE 7348837 (19207)	AA EA	8	*	*	*	*	*	*	6	10	11	16
P-O	5307-737-6343	STUD, PLAIN: EXHAUST PIPE TO MUFFLER 7376343 (19207)	AA EA	8	*	*	*	*	*	*	6	10	11	17
P-O	2990-734-8833	GASKET: EXHAUST PIPE TO EXHAUST MANIFOLD 7348833 (19207)	AA EA	1	*	*	*	*	*	*	15	200	11	18
P-O	2990-291-7475	GASKET: EXHAUST PIPE TO MUFFLER FLANGE 7348827 (19207)	AA EA	1	*	*	*	*	*	*	15	200	11	19
P-O	2990-734-8829	MUFFLER, EXHAUST: 7348829 (19207)	AA EA	1	*	*	*	*	*	*	20	30	11	20
P-O	2990-294-2257	MUFFLER, EXHAUST: 7974710 (19207)	EB,XA,JA FA,EA,EC EA	1	*	*	*	*	*	*	20	30	11	20
P-O	5305-269-2808	SCREW,CAP,HEXAGON: EXHAUST PIPE MS90726-65 (96906)	AC,AB EA	3	*	*	*	*	*	*	6	10	12	1
P-O	2990-972-2610	PIPE,EXHAUST: TAIL EXTENSION 10899445 (19207)	AB,AC EA	1	*	*	*	*	*	*	15	20	12	2

(1) SMR Code	(2) Federal Stock Number	(3) DESCRIPTION	(4) UNIT of meas	(5) Qty inc. in Unit	(6) 30-day DS allowance	(7) 30-day GS allowance	(8) 1-yr alw	(9) Depot alw	(10) Illustration Figure	(b) Item No.					
Reference Number & Mfr. Code			Usable On Code			(a) 1-20	(b) 21-50	(c) 51-100	(a) 1-20	(b) 21-50	(c) 51-100	per equip	100 equip	No.	No.
0401-MUFFLER AND PIPES-CONTINUED															
P-O	2990-225-8326	GASKET: FRONT EXHAUST PIPE 10938351 (19207)	AB,AC	EA	1	*	*	*	*	*	*	20	200	12	3
P-O	2990-972-2611	PIPE, EXHAUST: 10899439 (19207)	AB,AC	EA	1	*	*	*	*	*	*	15	20	12	4
P-O	2990-972-2594	PIPE, EXHAUST: 10899440 (19207)	AB,AC	EA	1	*	*	*	*	*	*	15	20	12	4
P-O	5310-950-0039	NUT, SELF-LOCKING, HEXAGON: EXHAUSTING PIPE MS21044N6 (96906)	AB,AC	EA	3	*	*	*	*	*	*	6	10	12	5
P-O	5305-269-2808	SCREW, CAP, HEXAGON HEAD: EXHAUST PIPE HANGER MS90726-65 (96906)	AB,AC	EA	12	*	*	*	*	*	*	6	10	12	6
P-O	2990-741-1060	HANGER: TAILPIPE 7411060 (19207)	AB,AC	EA	1	*	*	*	*	*	*	10	20	12	7
P-O	2990-741-1059	HANGER, TAILPIPE: 7411059 (19207)	AB,AC	EA	1	*	*	*	*	*	*	10	20	12	7
P-O	2990-741-3235	CONNECTING LINK, RIG: EXHAUST PIPE 7413235 (19207)	AB,AC	EA	2	*	*	*	*	*	*	10	10	12	8
P-O	2990-734-8826	CLAMP: EXHAUST PIPE 7348826 (19207)	AB,AC	EA	6	*	*	*	*	*	*	15	20	12	9
P-O	5310-732-0559	NUT, PLAIN, HEXAGON: EXHAUST PIPE MS51968-8 (96906)	AB,AC	EA	12	*	*	*	*	*	*	6	10	12	10
P-O	2990-291-7475	GASKET: EXHAUST PIPE 7348827 (19207)	AB,AC	EA	1	*	*	*	*	*	*	15	200	12	11
P-O	2990-972-2605	CLAMP, ASSEMBLY: FRONT EXHAUST PIPE 48RUA297 (76040)	AB,AC	EA	1	*	*	*	*	*	*	15	20	12	12
P-O	5305-269-2807	SCREW, CAP, HEXAGON HEAD: EXHAUST PIPE CLAMP MS90726-64 (96906)	AB,AC	EA	2	*	*	*	*	*	*	6	10	12	13
P-O	2990-734-8826	CLAMP: EXHAUST PIPE 119076H (31007)	AB,AC	EA	2	*	*	*	*	*	*	15	20	12	14
P-O	5310-950-0039	NUT, HEXAGON: EXHAUST PIPE MS21044N6 (96906)	AB,AC	EA	2	*	*	*	*	*	*	6	10	12	15
P-O	2990-056-4798	PIPE, EXHAUST: FRONT 10938264 (19207)	AB,AC	EA	1	*	*	*	*	*	*	15	20	12	16
P-O	2990-925-3968	PIPE, EXHAUST: EXTENSION (DIESEL AND MULTIFUEL) 10938491 (19207)	AB,AC	EA	1	*	*	*	*	*	*	15	20	13	1



(1) SMR Code	(2) Federal Stock Number	(3) DESCRIPTION	(4) UNIT of meas	(5) Qty in Unit	(6) 30-day allowance	(7) DS maint	(8) 30-day allowance	(9) GS maint	(10) 1-yr alw	(11) Depot alw	(12) Illustration	(13) Figure No.	(14) Item No.		
Reference Number & Mfr. Code			Usable On Code			(a)	(b)	(c)	(a)	(b)	(c)	per equip	per equip		
						1-20	21-50	51-100	1-20	21-50	51-100	gcy			
0401-MUFFLER AND PIPES-CONTINUED															
P-O	5306-947-2327	BOLT,U: EXHAUST PIPE (DIESEL AND MULTIFUEL) 11593178 (19207)	AB,AC	EA	1	*	*	*	*	*	*	6	10	13	2
P-O	5306-944-6989	BOLT,U: SHIELD TO BRACKET (DIESEL AND MULTIFUEL) 10938497 (19207)	AB,AC	EA	2	*	*	*	*	*	*	6	10	13	3
P-O	2990-925-3967	SHIELD ASSEMBLY: DIESEL AND MULTIFUEL) 10938495 (19207)	AB,AC	EA	1	*	*	*	*	*	*	6	10	13	4
P-O	2990-925-3966	SADDLE CLAMP, EXHAUST: (DIESEL AND MULTIFUEL) 10938496 (19207)	AB,AC	EA	2	*	*	*	*	*	*	15	20	13	5
P-O	2990-944-6981	PIPE, EXHAUST: (MULTIFUEL) 10938490 (19207)	AB	EA	1	*	*	*	*	*	*	15	20	13	6
P-O		PIPE, EXHAUST: (DIESEL) 11608909 (19207)	AC	EA	1	*	*	*	*	*	*	15	20	13	6
P-O	5340-947-2396	COUPLING, CLAMP, GROOVE: EXHAUST PIPE TO ADAPTER (DIESEL AND MULTIFUEL) MS27116-17B (96906)	AB,AC	EA	1	*	*	*	*	*	*	4	10	13	7
X2-O		ADAPTER: EXHAUST PIPE TO TURBOCHARGER 11608765 (19207)	AB	EA	1	*	*	*	*	*	*		13		8
P-O	5330-899-4481	GASKET: ADAPTER TO TURBOCHARGER 10889768 (19207)	AB	EA	1	*	*	*	*	*	*	15	200	13	9
P-O	5310-952-1872	NUT, SELF-LOCKING, HEXAGON: MOUNTING BRACKET (DIESEL AND MULTIFUEL) MS21045-C-8 (96906)	AB,AC	EA	1	*	*	*	*	*	*	6	10	13	10
P-O	5306-225-9093	BOLT, MACHINE: SUPPORT BRACKET (DIESEL AND MULTIFUEL) MS90726-38 (96906)	AB,AC	EA	2	*	*	*	*	*	*	6	10	13	11
P-O	5340-237-3936	BRACKET: EXHAUST SUPPORT (DIESEL AND MULTIFUEL) 10938492 (19207)	AB,AC	EA	1	*	*	*	*	*	*	3	5	13	12
P-O	5310-088-1251	NUT,SELF-LOCKING HEXAGON: SADDLE U BOLTS (DIESEL AND MULTIFUEL) MS51922-1 (96906)	AB,AC	EA	6	*	*	*	*	*	*	6	10	13	13
P-O	5310-067-9507	NUT,SELF-LOCKING HEXAGON: SUPPORT BRACKET (DIESEL AND MULTIFUEL) MS51922-37 (96906)	AB,AC	A	1	*	*	*	*	*	*	6	10	13	14

(1) SMR Code	(2) Federal Stock Number	(3) DESCRIPTION	(4) UNIT of meas	(5) Qty in Unit	(6) 30-day allowance	(7) DS maint	(8) 30-day allowance	(9) GS maint	(10) 1-yr alw	(11) Depot alw	(12) Illustration	(13) Figure	(14) Item		
Reference Number & Mfr. Code			Usable On Code			(a)	(b)	(c)	(a)	(b)	(c)	per 100 equip cnt-	(a) No.	(b) No.	
0401-MUFFLER AND PIPES-CONTINUED															
P-O	5305-999-8691	SCREW, CAP, HEXAGON HEAD: SUPPORT BRACKET (DIESEL AND MULTIFUEL) 10938486 (19207)	AB,AC	EA	1	*	*	*	*	*	*	6	10	13	15
X2-O		SCREW, CAP, HEXAGON: MOUNTING BRACKET MS90726-123 (96906)	AB,AC	EA	1	*	*	*	*	*	*			13	16
P-O	5310-809-3075	WASHER: MOUNTING BRACKET (DIESEL AND MULTIFUEL) MS27183-19 (96906)	AB,AC	EA	5	*	*	*	*	*	*	6	10	13	17
X2-O		BRACKET: EXHAUST PIPE (DIESEL AND MULTIFUEL) 11608820 (19207)	AB,AC	EA	1	*	*	*	*	*	*			13	18
P-O	2990-925-3975	SADDLE CLAMP, EXHAUST: EXHAUST STACK DIESEL AND MULTIFUEL) 11593179 (19207)	AB,AC	EA	1	*	*	*	*	*	*	6	10	13	19
P-O	2990-121-6184	SPRING, HELICAL COMPRESSION: MOUNTING BRACKET (DIESEL AND MULTIFUEL) 11608819 (19207)	AB,AC	EA	2	*	*	*	*	*	*	6	10	13	20
NON-ILLUSTRATED															
P-O	2990-073-0150	PIPE, EXHAUST: TAIL 10931954-1 (19207)	DE,DF	EA	1	*	*	*	*	*	*	15	20		
P-O	2990-073-0151	PIPE, EXHAUST: TAIL 10931954-2 (19207)	DE,DF	EA	1	*	*	*	*	*	*	15	20		
P-O	2990-073-0152	PIPE, EXHAUST: FRONT (MULTIFUEL) 10938367 (19207)	AB	EA	1	*	*	*	*	*	*	15	20		
P-O	2990-225-8325	GASKET: EXHAUST PIPE EXTENSION (MULTIFUEL) 10899444 (19207)	AB	EA	1	*	*	*	*	*	*	15	200		
P-O	2990-225-8326	GASKET: FRONT EXHAUST PIPE (MULTIFUEL) 1093851 (19207)	AB	EA	1	*	*	*	*	*	*	15	200		
P-O	2990-291-7475	GASKET; FRONT EXHAUST PIPE TO TAILPIPE (MULTIFUEL) 7348827 (19207)	AB	EA	1	*	*	*	*	*	*	15	200		
P-O	2990-385-7997	PIPE, EXHAUST: ASSEMBLY 8404205 (19207)	LA,MA	EA	1	*	*	*	*	*	*	15	20		
P-O	2990-649-9484	PIPE, EXHAUST: EXTENSION, TAIL PIPE 7059574 (19207)	EA,EB,EC	EA	1	*	*	*	*	*	*	15	20		
P-O	2990-734-8826	CLAMP: EXHAUST PIPE (MULTIFUEL) 119076H (31007)	AB	EA	6	*	*	*	*	*	*	6	10		

(1)	(2)	(3)		(4)	(5)	(6)	(7)	(8)	(9)	(10)					
SMR Code	Federal Stock Number	DESCRIPTION		UNIT of meas	Qty inc in Unit	30-day allowance	DS maint	30-day allowance	GS maint	1-yr alw	Depot alw	Illustration (a) Figure No.	(b) Item No.		
		Reference Number & Mfr. Code	Usable On Code			(a)	(b)	(c)	(a)	(b)	(c)	gcy			
		0501-RADIATOR													
P-O	2930-741-1061	CAP, RADIATOR WITH CHAIN: 7411061 (19207)	AB,AC	EA	1	*	*	*	*	*	*	10	40	14	1
P-O	5310-950-0039	NUT, SELF-LOCKING, HEXAGON: RADIATOR MS21044N6 (96906)	AB,AC	EA	1	*	*	*	*	*	*	6	10	14	2
P-O	5310-080-6004	WASHER, FLAT: RADIATOR MS27183-14 (96906)	AB,AC	EA	4	*	*	*	*	*	*	6	10	14	3
P-O	2930-832-7014	SPRING, HELICAL, COMPRESSION: RADIATOR SUPPORT ROD 8327014 (19207)	AB,AC	EA	2	*	*	*	*	*	*	6	10	14	4
P-O-R	2930-169-5759	RADIATOR, ENGINE COOLING: 11640319 (19207)	AB,AC	EA	1	*	*	*	*	*	*	15	20	14	5
P-O-R	2930-972-2597	RADIATOR, ENGINE COOLING: (DIESEL) 3MFAX559 (76040)	AC	EA	1	*	*	*	*	*	*	15	20	14	5
P-O	5310-975-2075	NUT, PLAIN HEXAGON: RADIATOR MS35691-21 (96906)	AB,AC	EA	2	*	*	*	*	*	*	6	10	14	6
P-O	5340-737-5657	ROD, CLEVIS END; RADIATOR SUPPORT 7375657 (19207)	AB,AC	EA	1	*	*	*	*	*	*	3	5	14	7
P-O	5315-815-8840	(PIN: RADIATOR SUPPORT ROD MS35810-34 (96906)	AB,AC	EA	1	*	*	*	*	*	*	6	10	14	8
P-O	5315-842-3044	PIN, COTTER: RADIATOR SUPPORT ROD MS24665-283 (96906)	AB,AC	EA	1	*	*	*	*	*	*	6	10	14	9
X2-O		BRACKET: RADIATOR SUPPORT ROD 80MFX278 (76040)	AB,AC	EA	1	*	*	*	*	*	*			14	10
P-O	2930-064-3926	HOSE, PREFORMED: RADIATOR INLET 11MFX2356 (76040)	AC	EA	1	*	*	*	*	*	*	15	20	14	11
P-O	4730-720-1398	CLAMP, HOSE: RADIATOR MS35842-5 (96906)	AC	EA	6	*	*	*	*	*	*	15	20	14	12
P-O	2930-974-7408	HOSE, PREFORMED: RADIATOR 11MFX1294 (76040)	AB,AC	FT	V	*	*	*	*	*	*	15	20	14	13
P-O	2930-972-2601	TUBE, RADIATOR OUTLET: RADIATOR 10931941 (19207)	AB,AC	EA	1	*	*	*	*	*	*	15	20	14	14
X2-O		ASBESTOS: RADIATOR OUTLET HOSE 27--W-929-800 (70040)	AB,AC	EA	1	*	*	*	*	*	*			14	15
P-O	5310-950-0039	NUT, SELF-LOCKING: HOSE CLAMP SCREW MS21044N6 (96906)	AB,AC	EA	1	*	*	*	*	*	*	6	10	14	16
X2-O		CLAMP: RADIATOR OUTLET HOSE 10899438 (19207)	AB,AC	EA	1	*	*	*	*	*	*			14	17

(1) SMR Code	(2) Federal Stock Number	(3) DESCRIPTION	(4) UNIT of meas	(5) Qty inc. in Unit	(6) 30-day DS allowance	(7) 30-day GS allowance	(8) 1-yr alw	(9) Depot alw	(10) Illustration					
Reference Number & Mfr. Code			Usable On Code	(a) 1-20	(b) 21-50	(c) 51-100	(a) 1-20	(b) 21-50	(c) 51-100	per equip	100 equip	(a) Figure No.	(b) Item No.	
0501-RADIATOR-CONTINUED														
P-O	5305-269-2803	SCREW, CAP, HEXAGON: RADIATOR HOSE CLAMP MS90726-60 (96906)	AB,AC	EA	1	*	*	*	*	*	6	10	14	18
P-O	2930-064-3925	HOSE, PREFORMED: RADIATOR OUTLET 8712140 (19207)	AB,AC	EA	1	*	*	*	*	*	15	20	14	19
P-O	2930-021-6853	HOSE, PREFORMED: MULTIFUEL OUTLET 10998266 (19207)	AB	EA	1	*	*	*	*	*			14	19
P-O	2815-937-3082	SUPPORT, FRONT ENGINE: RADIATOR 10931942 (19207)	AB,AC	EA	1	*	*	*	*	*	3	5	14	20
P-O	5310-820-6653	WASHER, LOCK: RADIATOR SUPPORT MS35338-50 (96906)	AB,AC	EA	2	*	*	*	*	*	6	10	14	21
P-O	5305-727-5677	SCREW, CAP, HEXAGON: RADIATOR SUPPORT MS90726-162 (96906)	AB,AC	EA	2	*	*	*	*	*	6	10	14	22
P-O	5315-839-5822	PIN, COTTER: RADIATOR SUPPORT BLIND RIVET MS24665-353 (96906)	AB,AC	EA	2	*	*	*	*	*	6	10	14	23
P-O	5310-842-1490	NUT, PLAIN, BLIND RIVET: RADIATOR SUPPORT MS35692-37 (96906)	AB,AC	EA	2	*	*	*	*	*	6	10	14	24
P-O	5340-799-5228	SPACER, SLEEVE: RADIATOR SUPPORT 10883212 (19207)	AC,AB	EA	2	*	*	*	*	*	6	10	14	25
P-O	2930-737-5658	SPRING, HELICAL, COMPRESSION: RADIATOR SUPPORT 7375658 (19207)	AC,AB	EA	2	*	*	*	*	*	6	10	14	26
X2-O		SPACER: RADIATOR 44RU1693 (76040)	AC,AB	EA	2	*	*	*	*	*			14	27
P-O	4820-849-1220	COCK, DRAIN: RADIATOR MS35782-5 (96906)	AC,AB	EA	2	*	*	*	*	*	4	8	14	28
P-O	5330-599-5658	WASHER, NONMETALLIC: RADIATOR INLET NECK 5262210 (19207)	AC,AB	EA	1	*	*	*	*	*	6	10	14	29
NON-ILLUSTRATED														
P-O	2930-177-7846	SHIELD, DUST, RADIATOR: 10871414 (19207)	AA	EA	1	*	*	*	*	*	6	10		
P-O	2930-236-0562	SHIELD, DUST, RADIATOR: 10938462 (19207)	AC	EA	1	*	*	*	*	*	6	10		
P-O	4720-051-0663	HOSE, RUBBER: MULTIFUEL ZZH428 (81348)	AB	IN. V		*	*	*	*	*	15	20		

(1) SMR Code	(2) Federal Stock Number	(3) DESCRIPTION	(4) UNIT of meas	(5) Qty inc. in Unit	(6) 30-day DS allowance	(7) 30-day GS allowance	(8) 1-yr alw	(9) Depot maint alw	(10) Illustration Figure No.	(11) Item No.					
Reference Number & Mfr. Code			Usable On Code			(a)	(b)	(c)	(a)	(b)	(c)				
						1-20	21-50	51-100	1-20	21-50	51-100				
						gcy	gcy	gcy	gcy	gcy	gcy				
0501-RADIATOR-CONTINUED															
P-O	4730-909-8627	CLAMP,HOSE:UPPER RADIATOR HOSE (2) AND LOWER HOSE (1) MS35842-3 (96906)	AB,DF	EA	3	*	*	*	*	*	*	10	20		
P-F	2805-741-8965	KIT,INSULATOR:FRONT SUPPORT MOUNTING 7418965 (19207) CONSISTING OF: 5305-725-0140 1-SCREW,CAP MS90726-139 (96906) 1-INSULATOR 109943 (31007)	AA	EA	1	*	*	*	*	*	*	10	20		
P-O-R	2930-737-5656	RADIATOR ASSEMBLY:GASOLINE ENGINE 7375656 (19207)	AA	EA	1	*	*	*	*	*	*	15	20	15	1
P-O	2930-741-1061	CAP,RADIATOR WITH CHAIN:FILLER 7411061 (19207)	AA	EA	1	*	*	*	*	*	*	10	40	15	2
P-O	5330-599-5658	WASHER,NONMETALLIC:FILLER CAP 5262210 (19207)	AA	EA	1	*	*	*	*	*	*	6	10	15	3
P-O	5310-950-0039	NUT,SELF-LOCKING HEXAGON RADIATOR STAY ROD MS21044N6 (96906)	AA	EA	1	*	*	*	*	*	*	6	10	15	4
P-O	5310-080-6004	WASHER,FLAT:RADIATOR STAY ROD MS27183-14 (96906)	AA	EA	4	*	*	*	*	*	*	6	10	15	5
P-O	2930-832-7014	SPRING,HELICAL,COMPRESSION: RADIATOR SUPPORT ROD 8327014 (19207)	AA	EA	2	*	*	*	*	*	*	6	10	15	6
P-O	5340-737-5657	CLEVIS,ROD END:RADIATOR SUPPORT ROD 7375657 (19207)	AA	EA	1	*	*	*	*	*	*	3	5	15	7
P-O	5315-815-8840	PIN,STRAIGHT,HEADED:SUPPORT ROD MS35810-34 (96906)	AA	EA	1	*	*	*	*	*	*	6	10	15	8
P-O	5315-842-3044	PIN,COTTER:SUPPORT ROD MS24665-283 (96906)	AA	EA	1	*	*	*	*	*	*	6	10	15	9
P-O	4730-278-2064	CLAMP,HOSE:RADIATOR HOSE 502922 (21450)	AA	EA	6	*	*	*	*	*	*	15	20	15	10
M-O		HOSE,RUBBER:RADIATOR INLET 42 1/2 INCHES LONG 107622R1 (31007) FABRICATE FROM:	AA	EA	1	*	*	*	*	*	*	15	20	15	11
P-O	4720-223-8735	HOSE,NONMETALLIC: 26C29400 (81337)		IN	V									15	11
P-O	4820-849-1220	COCK,DRAIN:RADIATOR MS35782-5 (96906)	AA	EA	2	*	*	*	*	*	*	4	8	15	12
P-O		HOSE:RADIATOR OUTLET 7376183 (19207)	AA	EA	1	*	*	*	*	*	*	10	20	15	13

(1) SMR Code	(2) Federal Stock Number	(3) DESCRIPTION	(4) UNIT of meas	(5) Qty in Unit	(6) 30-day DS allowance	(7) 30-day GS allowance	(8) 1-yr alw	(9) Depot alw	(10) Illustration						
		Reference Number & Mfr. Code	Usable	On Code	(a) 1-20	(b) 21-50	(c) 51-100	(a) 1-20	(b) 21-50	(c) 51-100	per equip	100 equip	(a) Figure No.	(b) Item No.	
		0501-RADIATOR-CONTINUED													
P-O	2930-237-6154	TUBE:RADIATOR WATER IMLET PUMP TO CYLINDER HEAD 1202049R-1 (31007)	AA	EA	1	*	*	*	*	*	*	10	10	15	14
P-O	4720-737-6182	HOSE,PREFORMED:RADIATOR OUTLET MOLDED 102060R1 (31007)	AA	EA	1	*	*	*	*	*	*	15	20	15	15
P-O	2805-737-6200	SUPPORT ASSEMBLY,MOUNTING: RADIATOR 7376200 (19207)	AA	EA	1	*	*	*	*	*	*	3	5	15	16
P-O	5310-820-6653	WASHER,LOCK:RADIATOR SUPPORT MS35338-50 (96906)	AA	EA	5	*	*	*	*	*	*	6	10	15	17
P-O	5305-727-5677	SCREW,CAP,HEXAGON:RADIATOR SUPPORT MS90726-162 (96906)	AA	EA	5	*	*	*	*	*	*	6	10	15	18
P-O	5310-062-4954	NUT.SELF-LOCKING,HEXAGON RADIATOR SUPPORT MS21045-8 (96906)	AA	EA	2	*	*	*	*	*	*	6	10	15	19
P-O	5310-809-5998	WASHER,FLAT:RADIATOR MOUNTING PLATE MS27183-18 (96906)	AA	EA	2	*	*	*	*	*	*	6	10	15	20
P-O	2930-737-5658	SPRING,HELICAL,COMPRESSION: MOUNTING SUPPORT 7375658 (19207)	AA	EA	2	*	*	*	*	*	*	6	10	15	21
P-O	2990-752-9294	SHIM:RADIATOR MOUNTING SUPPORT 7529294 (19207)	AA	EA	2	*	*	*	*	*	*	6	10	15	22
P-O	2930-080-7637	SHIELD,RUBBER,RADIATOR: 10871411 (19207)	AA	EA	1	*	*	*	*	*	*	6	10		
P-O	2930-919-2875	MOUNTING,RADIATOR: 10946886 (19207)	AA	EA	1	*	*	*	*	*	*	6	10		
P-O	4730-014-2435	NUT,INVERTED,TUBE COUPLING: COMPRESSOR TO WATER PUMP WATER LINES 142434 (24617)	AA	EA	4	*	*	*	*	*	*	3	5		
P-O	5340-911-5634	BUSHING,RUBBER:GASOLINE ENGINE RADIATOR MOUNTING 8737966 (19207)	AA	EA	2	*	*	*	*	*	*	10	20		

(1) SMR Code	(2) Federal Stock Number	(3) DESCRIPTION	(4) UNIT of meas	(5) Qty inc. in Unit	(6) 30-day DS allowance	(7) 30-day GS maint allowance	(8) 1-yr alw	(9) Depot maint alw	(10) Illustration Figure No.	(a) 100 equip	(b) per 100 equip	(c) cnt-	(a) 1-20	(b) 21-50	(c) 51-100	(a) 1-20	(b) 21-50	(c) 51-100	(a) 1-20	(b) 21-50	(c) 51-100	(d) gcy
Reference Number & Mfr. Code																						
Usable On Code																						
0602 GENERATOR REGULATOR																						
ELECTRICAL TOOL KITS,FSN 5180-876-9336,AUTHORIZED BY TO & E WILL BE UTILIZED FOR APPLICABLE REPLACEMENT PARTS NOT SPECIFIED IN THIS GROUP																						
P-O	5305-995-3442	SCREW,MACHINE:MOUNTING BRACKET 7539652 (19207)	A	EA	4	*	*	*	*	*	*	6	10	16							1	
P-O	5310-045-3296	WASHER,LOCK:MOUNTING BRACKET MS35338-43 (96906)	A	EA	4	*	*	*	*	*	*	6	10	16							2	
P-O	2920-737-6366	BRACKET,MOUNTING: GENERATOR REGULATOR 7376366 (19207)	A	EA	2	*	*	*	*	*	*	3	5	16							3	
X2-O		NUT,PLAIN,HEXAGON:MOUNTING BRACKET 7397794 (19207)	A	EA	4	*	*	*	*	*	*			16							4	
X2-O		SCREW,MACHINE:MOUNTING BRACKET 425594 (21450)	A	EA	4	*	*	*	*	*	*			16							5	
P-O-R	2920-800-7218	REGULATOR,ENGINE GENERATOR: 11631857 (19207)	A	EA	1	*	*	*	*	*	*	15	20	16							6	
0606-ENGINE SAFETY CONTROLS																						
ELECTRICAL TOOL KIT,FSN 5180-876-9336,AUTHORIZED BY TO & E, WILL BE UTILIZED FOR APPLICABLE REPLACEMENT PARTS NOT SPECIFIED IN THIS GROUP																						
P-O	5930-097-4266	SWITCH,PRESSURE:LOW AIR 7728482 (19207)	A	EA	1	*	*	*	*	*	*	10	10	17							1	
NON-ILLUSTRATED																						
P-O	5930-776-2673	SWITCH,PRESSURE:STOPLIGHT,AIR WITH CABLE AND CONNECTOR,ASSEMBLY 7762673 (19207)	A	EA	1	*	*	*	*	*	*	10	10									
P-O	5925-894-8015	CIRCUIT BREAKER:ELECTRIC POWER SYSTEM MS39063-1 (96906)	A	EA	1	*	*	*	*	*	*	6	10									
P-O	5945-504-8993	SOLENOID,ELECTRICAL:OVER RIDE,ENGINE GOVERNOR 10876165 (19207)	BD	EA	1	*	*	*	*	*	*	15	20									
P-O	5925-737-4945	BREAKER,CIRCUIT:REVERSE CURRENT 7374945 (19207)	A	EA	1	*	*	*	*	*	*	6	10									

(1) SMR Code	(2) Federal Stock Number	(3) DESCRIPTION	(4) UNIT of meas	(5) Qty in Unit	(6) 30-day DS allowance	(7) 30-day GS allowance	(8) 1-yr alw	(9) Depot alw	(10) Illustration	(a) Figure No.	(b) Item No.				
Reference Number & Mfr. Code			Usable On Code			(a) 1-20	(b) 21-50	(c) 51-100	(a) 1-20	(b) 21-50	(c) 51-100	gcy			
<p>0607-INSTRUMENTAL PANEL                      ELECTRICAL TOOL KIT,FSN5180-876-9336,AUTHORIZED BY TO &amp; E,                      WILL BE UTILIZED FOR APPLICABLE REPLACEMENT PARTS NOT                      SPECIFIED IN THIS GROUP</p> <p>NOTE: FOR REPAIR OF ELECTRICAL COMPONENTS RE-                      FER TO KIT,FSN 5935-570-1380,SUBGROUP 0613</p>															
P-O	5930-307-8856	SWITCH,LIGHT: MS51113-1 (96906)	A	EA	1	*	*	*	*	*	*	4	10	18	1
P-O	5310-013-0082	WASHER,LOCK:CIRCUIT BREAKER MS35337-23 (96906)	A	EA	2	*	*	*	*	*	*	6	10	18	2
P-O	5310-934-9754	NUT,PLAIN,HEXAGON: CIRCUIT BREAKER MS35650-382 (96906)	A	EA	2	*	*	*	*	*	*	6	10	18	3
P-O	5310-088-0553	NUT-SELF-LOCKING: PANEL BRACE MS21044N5 (96906)	A	EA	3	*	*	*	*	*	*	6	10	18	4
P-O	5310-087-7493	WASHER,FLAT:PANEL BRACE NUT (3) STEERING COLUMN BRACKET SCREW (3) MS2718-13 (96906)	A	EA	6	*	*	*	*	*	*	6	10	18	5
P-O	5930-699-9438	SWITCH,ROTARY IGNITION: MS39060-2 (96906)	A	EA	1	*	*	*	*	*	*	6	10	18	6
P-O	5930-898-0500	SWITCH,ROTARY WITH SCREW AND WASHER:FLOOD LIGHT (1),FUEL SELECTOR (1), WARNING LIGHT (1) MS39060-1 (96906)	A	EA	3	*	*	*	*	*	*	6	10	18	7
P-O	5325-753-9255	RECEPTACLE,TURN LOCK FASTENER: INSTRUMENT CLUSTER 7533778 (19207)	A	EA	4	*	*	*	*	*	*	4	8	18	8
P-O	2510-408-2495	SUPPORT,PANEL,INSTRUMENT: 7397848 (19207)	A	EA	1	*	*	*	*	*	*	3	5	18	9
P-O	5305-269-2803	SCREW,CAP,HEXAGON:PANEL SUPPORT MS90726-60 (96906)	A	EA	2	*	*	*	*	*	*	6	10	18	10
P-O	5310-080-6004	WASHER,FLAT:PANEL SUPPORT MS27183-14 (96906)	A	EA	2	*	*	*	*	*	*	6	10	18	11
P-O	5310-950-0039	NUT-SELF-LOCKING:PANEL SUPPORT MS21044N6 (96906)	A	EA	2	*	*	*	*	*	*	6	10	18	12
X2-O		PANEL,INSTRUMENT:GAS 10883309 (19207)	AA	EA	1	*	*	*	*	*	*			18	13
X2-O		10931997 (19207)DIESEL	AC											18	13
X2-O		10938210 (19207)MULTIFUEL	AB											18	13



(1) SMR Code	(2) Federal Stock Number	(3) DESCRIPTION	(4) UNIT of meas	(5) Qty in Unit	(6) 30-day DS allowance	(7) 30-day GS allowance	(8) 1-yr alw	(9) Depot maint	(10) Illustration	(b) Item						
Reference Number & Mfr. Code			Usable On Code			(a) 1-20	(b) 21-50	(c) 51-100	(a) 1-20	(b) 21-50	(c) 51-100	gcy	(a) 100 cnt-	(b) 100 equip	(a) Figure No.	(b) No.
0607-INSTRUMENT PANEL-CONTINUED																
X2-O		BRACKET:MAP COMPARTMENT DOOR 7397851 (19207)	A	EA	2	*	*	*	*	*	*				18	14
X2-O		SCREW,MACHINE:MAP COMPARTMENT 164475 (21450)	A	EA	14	*	*	*	*	*	*				18	15
P-O	2540-459-3194	BOX:MAP COMPARTMENT 7397850 (19207)	A	EA	1	*	*	*	*	*	*	3	5	18	16	
P-O	2510-737-3340	DOOR: MAP COMPARTMENT 7373340 (19207)	A	EA	1	*	*	*	*	*	*	3	5	18	17	
P-O	5310-877-5797	NUT,SELF-LOCKING:MAP BOX (10)AND DOOR(2),PANEL LIGHT SWITCH BRACKET(2) MS21044N3 (96906)	A	EA	14	*	*	*	*	*	*	6	10	18	18	
X2-O		PANEL ASSEMBLY,INSTRUMENT CLUSTER: 8376484 (19207)	A	EA	1	*	*	*	*	*	*				18	19
P-O	6220-538-1088	LEVER,SWITCH:FLOODLIGHT(1) (M62,M139,139C,139D, M543)FUEL SELECTOR(1) (M51,M52,M52A1,M61,M62,M543) WARNING LIGHT(1) (M62,M246,M543)IGNITION SWITCH(1),LIGHT SWITCH (3) 5381088 (19207)	A	EA	7	*	*	*	*	*	*	6	10	18	20	
P-O	6615-603-6280	PLUG:VALVE CONTROL HOLE 432478 (21450)	A	EA	1	*	*	*	*	*	*				18	21
X2-O		PLUG:SWITCH BUTTON HOLE 192769 (21450)	A	EA	1	*	*	*	*	*	*				18	22
P-O	2540-057-1642	CABLE ASSEMBLY,AUXILIARY: 7418959 (19207)	A	EA	1	*	*	*	*	*	*	4	10	18	23	
P-O	2530-040-2218	BRACKET ASSEMBLY:UPPER STEERING COLUMN JACKET 7351016 (19207)	A	EA	1	*	*	*	*	*	*	3	5	18	24	
X2-O		BRACKET:UPPER STEERING COLUMN JACKET 10883341 (19207)	A	EA	1	*	*	*	*	*	*				18	25
P-O	5306-225-9089	SCREW,CAP,HEXAGON:UPPER STEERING COLUMN BRACKET MS90726-34 (96906)	A	EA	6	*	*	*	*	*	*	6	10	18	26	
P-O	5340-752-1480	BUSHING,RUBBER:UPPER STEERING COLUMN JACKET 7409171 (19207)	A	EA	1	*	*	*	*	*	*	6	10	18	27	
P-O	5306-317-3096	BOLT,ASSEMBLED WASHER:UPPER STEERING COLUMN BRACKET CLAMP 596453 (21450)	A	EA	2	*	*	*	*	*	*	6	10	18	28	
X2-O		CLAMP:UPPER STEERING COLUMN BRACKET 7521477 (19207)	A	EA	1	*	*	*	*	*	*				18	29

(1)	(2)	(3)	(4)	(5)	(6)	(7)	(8)	(9)	(10)					
SMR Code	Federal Stock Number	DESCRIPTION	UNIT of meas	Qty inc. in Unit	30-day allowance	DS maint	30-day allowance	GS maint	1-yr alw	Depot alw	Illustration			
		Reference Number & Mfr. Code	Usable On Code		(a)	(b)	(c)	(a)	(b)	(c)	per equip 100 cnt-			
					1-20	21-50	51-100	1-20	21-50	51-100	gcy			
											Figure No.			
											(a) No.			
											(b) Item No.			
0607-INSTRUMENT PANEL-CONTINUED														
X2-O		PIN:UPPER STEERING COLUMN GUIDE 7521463 (19207)	A	EA	1	*	*	*	*	*	18	30		
P-O	6250-741-8960	LAMPHOLDER AND CLAMP: PANEL LIGHT 7418960 (19207)	A	EA	1	*	*	*	*	*	3	5	18	31
X2-O		SCREW:LIGHT SWITCH MOUNTING BRACKET 169754 (21450)	A	EA	2	*	*	*	*	*	18	32		
P-O	5340-176-0866	BRACKET,ANGLE:PANEL LIGHT SWITCH 7059461 (19207)	A	EA	1	*	*	*	*	*	3	5	18	33
P-O	5306-042-5859	SCREW,MACHINE:PANEL MOUNTING 425859 (21450)	A	EA	4	*	*	*	*	*	6	10	18	34
P-O	2590-177-8220	RECEPTACLE,POWER,AUXILIARY: 7363002 (19207)	A	EA	1	*	*	*	*	*	3	5	18	35
P-O	5305-042-3522	SCREW,ASSEMBLED WASHER:AUXILIARY POWER RECEPTACLE 423522 (21450)	A	EA	4	*	*	*	*	*	6	10	18	36
P-O	5355-708-8745	KNOB ASSEMBLY:WINDSHIELD WIPER VALVE 7088745 (19207)	A	EA	1	*	*	*	*	*	3	5	18	37
P-O	5305-989-7435	SCREW,MACHINE:LIGHT SWITCH MS35207-264 (96906)	A	EA	4	*	*	*	*	*	6	10	18	38
P-O	5310-045-3296	WASHER,LOCK:LIGHT SWITCH MS35338-43 (96906)	A	EA	4	*	*	*	*	*	6	10	18	39
X2-O		NUT,PLAIN,HEXAGON:WINDSHIELD WIPER VALVE 7539694 (19207)	A	EA	1	*	*	*	*	*	18	40		
P-O	5310-081-8087	NUT,SELF-LOCKING;AUXILIARY POWER RECEPTACLE MS21044N06 (96906)	A	EA	4	*	*	*	*	*	6	10	18	41
P-O	2540-753-9695	VALVE ASSEMBLY,PRESSURE REGULATING: WINDSHIELD WIPER 7539695 (19207)	A	EA	1	*	*	*	*	*	6	10	18	42
P-O	2510-407-5089	BRACE,PANEL,INSTRUMENT: 10883310 (19207)	A	EA	1	*	*	*	*	*	3	5	18	43
P-O	5925-776-2620	CIRCUIT BREAKER; 7762620 (19207)	A	EA	1	*	*	*	*	*	6	10	18	44
P-O	5305-958-4355	SCREW,MACHINE;CIRCUIT BREAKER MS35207-246 (96906)	A	EA	2	*	*	*	*	*	6	10	18	45
P-O	5310-285-1616	WASHER,FLAT:WIRING HARNESS B7960-2617-6 (82817)	A	EA	1	*	*	*	*	*	6	10	19	1

(1) SMR Code	(2) Federal Stock Number	(3) DESCRIPTION	(4) UNIT of meas	(5) Qty in Unit	(6) 30-day DS allowance	(7) 30-day GS allowance	(8) 1-yr alw	(9) Depot alw	(10) Illustration	(11) 100 equip	(12) 100 equip	(13) Figure No.	(14) Item No.		
Reference Number & Mfr. Code			Usable On Code			(a)	(b)	(c)	(a)	(b)	(c)	gcy			
			(a)	(b)	(c)	(a)	(b)	(c)	1-20	21-50	51-100				
0607-INSTRUMENT PANEL-CONTINUED															
P-O	2590-333-1590	HARNESSE ASSEMBLY, INSTRUMENT: INDICATING LIGHTS 8376501 (19207)	A	EA	1	*	*	*	*	*	*	4	10	19	2
P-O	5310-167-0836	WASHER, FLAT: WIRING HARNESSE CONNECTORS 8896953 (18876)	A	EA	5	*	*	*	*	*	*	6	10	19	3
P-O	5307-752-6594	STUD, EXTENSION: GAGE TO CABLES 7526594 (19207)	A	EA	5	*	*	*	*	*	*	6	10	19	4
P-O	6210-776-0412	LIGHT, PANEL: USED ON OLD TYPE PANEL WITH 1-7/8 INCH HOLE 7760412 (19207)	A	EA	3	*	*	*	*	*	*	15	20	19	5
P-O	6210-295-0006	LIGHT, PANEL: USED ON NEW TYPE PANEL WITH 1 INCH HOLE 1582082 (24617)	A	EA	2	*	*	*	*	*	*	15	20	19	5
P-O	6240-019-0877	LAMP, INCANDESCENT: HIGH BEAM INDICATOR LIGHT(1), INSTRUMENT PANEL LIGHT(2) (USED WITH LIGHT FSN 6210-776-0412 AND LIGHT FSN 6210-776-0418 MS15570-1251 (96906)	A	EA	3	*	*	*	*	*	*	15	20	19	6
P-O	6240-266-9940	LAMP, INCANDESCENT: CLEAR HIGH BEAM INDICATOR LIGHT (1), INSTRUMENT LIGHT(2) (USE WITH LIGHT, FSN 6220-026-4761 AND LIGHT FSN 6210-174-1375 MS25231-1829- (96906)	A	EA	3	*	*	*	*	*	*	25	40	19	6
P-O	6210-738-4388	LENS, INDICATOR LIGHT: HIGH BEAM INDICATOR LIGHT(1), PANEL LIGHT(2) 7384388 (19207)	A	EA	3	*	*	*	*	*	*	6	10	19	7
P-O	6210-299-5564	LENS, LIGHT: HIGH BEAM INDICATOR (USED WITH LIGHT, FSN 6210-174-1375) 7358622 (19207)	A	EA	1	*	*	*	*	*	*	6	10	19	7
P-O	2510-089-3775	PANEL: CLUSTER 7971605 (19207)	A	EA	1	*	*	*	*	*	*	3	5	19	8
P-O	6685-936-2139	INDICATOR, TEMPERATURE: MS24543-1 (96906)	A	EA	1	*	*	*	*	*	*	6	10	19	9
P-O	2590-508-4592	COVER, INSTRUMENT PANEL LIGHT: (USED WITH LIGHT, FSN 6210-776-0412) 7384392 (19207)	A	EA	2	*	*	*	*	*	*	3	5	19	10
P-O	6680-933-3600	INDICATOR, LIQUID QUANTITY: MS24544-2 (96906)	A	EA	1	*	*	*	*	*	*	6	10	19	11
P-O	6620-335-9508	INDICATOR, PRESSURE, OIL: 60P.S.I (USED WITH TRANSMITTER 6685-335-9509) 7954230 (19207)	A	EA	1	*	*	*	*	*	*	6	10	19	12

(1) SMR Code	(2) Federal Stock Number	(3) DESCRIPTION	(4) UNIT of meas	(5) Qty in Unit	(6) 30-day DS allowance	(7) 30-day GS allowance	(8) 1-yr alw	(9) Depot maint	(10) Illustration	(11) per equip	(12) 100 equip	(13) 100 equip	(14) Figure No.	(15) Item No.	
Reference Number & Mfr. Code			Usable On Code			(a)	(b)	(c)	(a)	(b)	(c)				
						1-20	21-50	51-100	1-20	21-50	51-100				
0607-INSTRUMENT PANEL-CONTINUED															
P-O	6625-321-6365	METER, ARBITRARY SCALE: MS24532-2 (96906)	A	EA	1	*	*	*	*	*	*	6	10	19	13
P-O	6685-515-3478	GAGE, PRESSURE, DIAL: AIR (USED WITH HOSE, FSN 2530-319-6002 7954512 (19207)	A	EA	1	*	*	*	*	*	*	6	10	19	14
P-O	2590-693-4173	COVER: HIGH BEAM INDICATOR LIGHT (USED WITH LIGHT, FSN 6210-776-0418) 7384389 (19207)	A	EA	1	*	*	*	*	*	*	4	8	19	15
P-O	5325-757-1963	STUD, TURNLOCK FASTENER: PANEL MOUNTING 7526590 (19207)	A	EA	4	*	*	*	*	*	*	6	10	19	16
P-O	5305-889-3002	SCREW, MACHINE: HIGH INDICATOR LIGHT (2) PANEL LIGHTS (4) MS35206-242 (96906)	A	EA	6	*	*	*	*	*	*	6	10	19	17
P-O	5310-045-3299	WASHER, LOCK: HIGH BEAM INDICATOR LIGHT (2) PANEL LIGHTS (4) MS35338-42 (96906)	A	EA	6	*	*	*	*	*	*	6	10	19	18
P-O	5310-752-6591	PUSH ON NUT: CLUSTER PANEL MOUNTING STUD 7526591 (19207)	A	EA	4	*	*	*	*	*	*	6	10	19	19
P-O	6210-174-1375	LIGHT, INDICATOR: HIGH BEAM 24V (USED ON NEW TYPE PANEL WITH 1 INCH HOLE) 7358619 (19207)	A	EA	1	*	*	*	*	*	*	6	10	19	20
P-O	6210-776-0418	LIGHT, INDICATOR: HIGH BEAM, 24V (USED ON OLD TYPE PANEL WITH 1-7/8 INCH HOLE) 7760418 (19207)	A	EA	1	*	*	*	*	*	*	6	10	19	20
NON-ILLUSTRATED															
P-O	2510-693-0611	SEAL, RUBBER, SPECIAL: MAP COMPARTMENT DOOR 7373339 (19207)	A	EA	1	*	*	*	*	*	*	4	8		
P-O	2510-752-6596	SHIELD, PANEL LIGHT: 7526596 (19207)	A	EA	2	*	*	*	*	*	*	4	10		
P-O	2510-753-9519	CASE: GAGE; WITH RESISTOR 7539519 (19207)	A	EA	4	*	*	*	*	*	*	3	5		
P-O	2520-040-2303	SPACER, SLEEVE: BRAKE LOCK 8330243 (19207)	HA, JA, BD	EA	1	*	*	*	*	*	*	6	10		
P-O	2530-735-5592	SWITCH ASSEMBLY: MICRO BRAKE LOCK 7355592 (19207)	HA, JA, BD	EA	1	*	*	*	*	*	*	6	10		
P-O	2530-874-3284	LOCK ASSEMBLY, BRAKE MICRO: USED WITH VEHICLES HAVING DOUGLAS CONNECTOR 10913198 (19207)	JA, HA, XA	EA	1	*	*	*	*	*	*	4	10		

(1)	(2)	(3)	(4)	(5)	(6)	(7)	(8)	(9)	(10)		
SMR Code	Federal Stock Number	DESCRIPTION	UNIT of meas	Qty in Unit	30-day DS inc. allowance	30-day GS maintenance allowance	1-yr alw per 100 equip	Depot maint alw per 100 equip	Illustration Figure No.	Illustration Item No.	
		Reference Number & Mfr. Code	Usable On Code		(a) 1-20	(b) 21-50	(c) 51-100	(a) 1-20	(b) 21-50	(c) 51-100	gcy
		0607-INSTRUMENT PANEL-CONTINUED NON-ILLUSTRATED-CONTINUED									
P-O	2530-886-5872	LOCK ASSEMBLY, BRAKE, MICRO:USED WITH VEHICLES HAVING PACKARD CONNECTORS 10913199 (19207)	HA, XA, JA, BD	EA	1	*	*	*	*	*	4 10
P-O	2920-133-9629	SWITCH, ENGINE, STARTERS: 11640178 (19207)	AA, AC	EA	1	*	*	*	*	*	25 50
P-O	2920-714-6128	SWITCH, ENGINE, STARTER: 8720190 (19207)	CC, CD, DE, DF, FG, FH, EG, FJ	EA	1	*	*	*	*	*	25 50
P-O	5310-732-0560	NUT, PLAIN, HEXAGON: MS51968-14 (96906)	A	EA	1	*	*	*	*	*	6 10
P-O	5325-753-9255	RECEPTACLE: INSTRUMENT CLUSTER TO PANEL FASTENER 7539255 (19207)	A	EA	4	*	*	*	*	*	4 8
P-O	5930-296-6318	SWITCH, TOGGLE: SOLENOID OVERRIDE MS39061-1 (96906)	BD	EA	1	*	*	*	*	*	6 10
P-O	5930-296-6319	SWITCH TOGGLE: COLD START 24V MS39061-2 (96906)	AB, AC	EA	1	*	*	*	*	*	6 10
P-O	5930-322-9617	SWITCH, ROTARY: (3 USED OM M62, M543) (2 USED ON M139, M139C) (1 USED ON M246) 7355562 (19207)		EA	3	*	*	*	*	*	6 10
P-O-R	5930-791-1561	SWITCH, ROTARY: WITHOUT CABLES, FUEL SELECTOR 8380700 (19207)	AB, AC	EA	1	*	*	*	*	*	6 10
P-O	2920-796-2655	PARTS KIT, WIRING, ENGINE: IGNITION SWITCH USED WITH SWITCH FSN 5930-699-9438 TO REPLACE SWITCH FSN 5930-776-0409 5702401 (19207) CONSISTING OF:	A	EA	1	*	*	*	*	*	10 20
	2520-772-6808	1-BRACKET 7726808 (19207) 1-CABLE ASSEMBLY 7033742 (19207) 1-HARNESS ASSEMBLY 8687079 (19207) 1-HARNESS ASSEMBLY 8687080 (19207) 1-INSTRUCTION SHEET									
		0608-MISCELLANEOUS ITEMS									
		ELECTRICAL TOOL KIT, FSN 5180-876-9336, AUTHORIZED BY TO& E, WILL BE UTILIZED FOR APPLICABLE REPLACEMENT PARTS NOT SPECIFIED IN THIS GROUP									
P-O	6240-419-3185	LAMP: TURN SIGNAL INDICATOR MS25231-1873 (96906)	A	EA		*	*	*	*	*	10 20 20 1
P-O	5850-076-8992	LENS, LIGHT: DIRECTIONAL SIGNAL HANDLE 24-129 (77977)		EA	1	*	*	*	*	*	4 8 20 1

(1) SMR Code	(2) Federal Stock Number	(3) DESCRIPTION	(4) UNIT of meas	(5) Qty in Unit	(6) 30-day allowance	(7) DS maint	(8) 30-day allowance	(9) GS maint	(10) 1-yr alw	(11) Depot alw	(12) Illustration	(13) Figure	(14) Item		
Reference Number & Mfr. Code			Usable On Code			(a)	(b)	(c)	(a)	(b)	(c)	per 100 equip	per 100 equip		
						1-20	21-50	51-100	1-20	21-50	51-100	gcy	No.		
0608-MISCELLANEOUS ITEMS-CONTINUED															
P-O	2590-808-6072	CONTROL, ASSEMBLY, DIRECTIONAL: WATERPROOF 11613632-1 (19207)	A	EA	1	*	*	*	*	*	*	6	10	20	2
P-O	5945-789-3706	FLASHER, SOLID STATE 11613631 (19207)	A	EA		*	*	*	*	*	*			20	2
P-O	5305-988-1723	SCREW, MACHINE: DIMMER SWITCH MS35206-279 (96906)	A	EA	2	*	*	*	*	*	*	6	10	21	1
P-O	5310-209-0786	WASHER, LOCK: DIMMER SWITCH MS35335-33 (96906)	A	EA	2	*	*	*	*	*	*	6	10	21	2
P-O	5930-092-9511	SWITCH, ELECTRICAL: HEADLIGHT DIMMER 7728788 (19207)	A	EA	1	*	*	*	*	*	*	6	10	21	3
NON-ILLUSTRATED															
P-F	2540-752-5172	PLUG, INTERVEHICULAR: 7525172 (19207)	EA, EB, EC, IA, IB	EA	1	*	*	*	*	*	*	4		8	
P-F	2590-504-9033	LEAD, ELECTRICAL: HOT SLIP RING 10876168 (19207)	BD	EA	2	*	*	*	*	*	*	4		10	
P-F	2590-504-9035	LEAD, ELECTRICAL: SLIP RING GROUND 10876167 (19207)	A	EA	1	*	*	*	*	*	*	4		10	
P-F	2590-536-4828	CABLE & CONNECTOR ELECTRICAL: SWITCH TO CONNECTOR ASSEMBLY (USED WITH SWITCH, FSN 5930-563-7318) 171567R91 (31007)	DA, DB, EA, EB, EC, HA, IA, IB, BD	EA	1	*	*	*	*	*	*	4		10	
P-O	2590-693-4182	CABLE, LOW PRESSURE: 7762726 (19207)	A	EA	1	*	*	*	*	*	*	4		10	
P-O	2590-772-8814	HARNESS, INTERVEHICULAR: 7728815 (19207)	A	EA	1	*	*	*	*	*	*	4		10	
P-O	5340-809-1492	CLAMP, LOOP: MS21333-100 (96906)	HA, JA, BD	EA	1	*	*	*	*	*	*	4		10	
P-O	5935-666-1513	CONNECTOR, PLUG, ELECTRICAL: INTERVEHICULAR CABLE MALE 7731427 (19207)	EA, EB, EC, IA, IB	EA	1	*	*	*	*	*	*	4		10	
P-O	5935-846-3884	CONNECTOR, RECEPTACLE, ELECTRICAL: INTERVEHICULAR CABLE (1 USED ON M52 AND M52A1) MS75021-2 (96906)	AA	EA	2	*	*	*	*	*	*	4		10	
P-O	5975-322-9865	FERRULE, ELECTRICAL CONDUCTOR: WITH BRAIDED BOND STRAP SC-6Z-3817 (80063)	A	EA	4	*	*	*	*	*	*	4		10	

(1) SMR Code	(2) Federal Stock Number	(3) DESCRIPTION		(4) UNIT of meas	(5) Qty in Unit	(6) 30-day DS allowance	(7) 30-day GS allowance	(8) 1-yr alw	(9) Depot maint alw	(10) Illustration No.		
		Reference Number & Mfr. Code	Usable On Code			(a) 1-20	(b) 21-50	(c) 51-100	(a) 1-20	(b) 21-50	(c) 51-100	gcy
0608-MISCELLANEOUS ITEMS-CONTINUED												
M-O		CABLE & CONNECTOR,ELECTRICAL: FUEL SELECTOR TO CONNECTOR ASSEMBLY (USED WITH SWITCH,FSN 5930-563-7318) 171210R91 (31007) FABRICATE FROM:	DA,DB,EA, EB,EC,HA, BD,IA,IB	EA	1	*	*	*	*	*	*	4 10
P-O	2590-693-373	CONNECTOR ASSEMBLY,CABLE: 7982398 (19207)		EA	1							
P-O	5935-776-059	CONNECTOR,PLUG,ELECTRICAL: 7760599 (19207)		EA	1							
P-O	6145-772-085	WIRE,ELECTRICAL: 15C2165170 (80244)		FT	V							
M-O		CABLE & CONNECTOR,ELECTRICAL:SWITCH TO CONNECTOR 171566R91 (31007) FABRICATE FROM:	A	EA	1	*	*	*	*	*	*	4 10
P-O	5935-034-800	CONNECTOR,PLUG,ELECTRICAL: 8338565 (19207)		EA	1							
P-O	5935-776-059	CONNECTOR,PLUG,ELECTRICAL: 7760599 (19207)		EA	1							
P-O	5970-833-856	INSULATOR BUSHING: 8338562 (19207)		EA	4							
P-O	5935-833-856	SHELL ELECTRICAL CONNECTOR:MALE 8338561 (19207)		EA	2							
P-O	5940-399-667	TERMINAL LUG: 8338564 (19207)		EA	3							
P-O	6145-772-085	WIRE,ELECTRICAL: 15C2165170 (80244)		FT	V							
M-O		CABLE & CONNECTOR,ELECTRICAL: SWITCH TO CONNECTOR ASSEMBLY(USED WITH SWITCH, FSN 5930-563-7318) 171568R91 (31007) FABRICATED FROM:	DA,DE,EA, EB,EC,HA, BD,IA,IB	EA	1	*	*	*	*	*	*	4 10
P-O	5935-629-924	CONNECTOR,PLUG,ELECTRICAL: 7760598 (19207)		EA	1							
P-O	5935-833-856	SHELL,ELECTRICAL CONNECTOR: 8338561 (19207)		EA	2							
P-O	5970-833-856	INSULATOR,BUSHING: 8338562 (19207)		EA	3							
P-O	5940-399-667	TERMINAL LUG: 8338564 (19207)		EA	4							
P-O	6145-772-085	WIRE,ELECTRICAL: 15C2165170 (80244)		FT	V							





(1)	(2)	(3)	(4)	(5)	(6)	(7)	(8)	(9)	(10)		
SMR Code	Federal Stock Number	DESCRIPTION	UNIT of meas	Qty inc. in Unit	30-day allowance	DS maint allowance	30-day GS maint allowance	1-yr alw	Depot maint alw	Illustration (a) Figure No.	(b) Item No.

Reference Number & Mfr. Code

Usable On Code

(a) (b) (c) (a) (b) (c) cnt- equip gcy

0608-MISCELLANEOUS ITEMS-CONTINUED

- 5340-854-30892-BUSHING 7347577 (19207)
- 5935-259-314350-CONTACT 7527652 (19207)
- 5935-333-30882-NUT 7723306 (19207)
- 5935-333-94143-NUT 7723308 (19207)
- 5935-376-22415-GASKET 7984072 (19207)
- 5935-396-00685-GASKET 358503 (19207)
- 5935-491-819450-CONTACT 7527653 (19207)
- 5935-593-64425-GASKET 7358501 (19207)
- 5935-636-687650-CONTACT 7527654 (19207)
- 5935-752-76301-GROMMET 7527630 (19207)
- 5935-752-764850-CONTACT 7527648 (19207)
- 5935-752-764950-CONTACT 7527649 (19207)
- 5935-752-765150-CONTACT 7577651 (19207)
- 5935-752-765550-CONTACT 7577655 (19207)
- 5935-771-65232-CONTACT 7716523 (19207)
- 5935-771-65256-CONTACT 7716525 (19207)
- 5935-771-65268-CONTACT 7716526 (19207)
- 5935-772-23442-INSERT 10-40817-10 (77280)
- 5935-772-33072-NUT 7723307 (19207)
- 5935-772-33093-NUT 7723309 (19207)
- 5970-224-52771-INSULATING COMPOUND MILI 8660 (81349)
- 5975-752-76442-NUT 7527644 (19207)
- 5975-697-69912-NUT 7527643 (19207)
- 5975-697-78602-NUT 7716633 (19207)
- 5975-771-66344-NUT 7716634 (19207)
- 5975-697-77692-NUT 7527645 (19207)
- 5977-504-89943-BRUSH 10876362 (19207)
- 5999-368-48522-CONTACT 7716522 (19207)
- 5999-771-65246-CONTACT 7716524 (19207)
- 5999-771-65278-CONTACT 7716527 (19207)

0609-LIGHTS

ELECTRICAL TOOL KIT FSN 5180-876-9336, AUTHORIZED BY T O & E, WILL BE UTILIZED FOR APPLICABLE REPLACEMENT PARTS NOT SPECIFIED IN THIS GROUP

P-O	6220-696-0324	HEADLIGHT ASSEMBLY: 8332127 (19207)	A	EA	2	*	*	*	*	*	*	6	10	22	1
P-O	5325-752-5365	GROMMET, RUBBER: HEADLIGHT MOUNT 7525365 (19207)	A	EA	1	*	*	*	*	*	*	6	10	22	2

(1) SMR Code	(2) Federal Stock Number	(3) DESCRIPTION	(4) UNIT of meas	(5) Qty in Unit	(6) 30-day allowance	(7) DS maint	(8) 30-day allowance	(9) GS maint	(10) 1-yr alw	(11) Depot alw	(12) Illustration	(13) Figure	(14) Item		
Reference Number & Mfr. Code			Usable On Code			(a)	(b)	(c)	(a)	(b)	(c)	per 100 equip	(a) No.	(b) No.	
						1-20	21-50	51-100	1-20	21-50	51-100	gcy			
0609-LIGHTS-CONTINUED															
P-O	5340-735-0577	MOUNT, RESILIENT: LAMP PLATE 7350577 (19207)	A	EA	1	*	*	*	*	*	*	4	8	22	3
P-O	6220-753-9550	RING: LAMP MOUNTING 7539550 (19207)	A	EA	1	*	*	*	*	*	*	4	8	22	4
P-O	6240-504-0981	LAMP, INCANDESCENT: CLEAR 451988 (21450)	A	EA	1	*	*	*	*	*	*	25	50	22	5
P-O	6240-696-0249	LAMP, INCANDESCENT: AMBER COLORED HEADLIGHT (USED ON VEHICLES IN AREAS WHERE REGULATIONS REQUIRE THE USE OF AMBER HEADLIGHTS) 8334009 (19207)	A	EA	1	*	*	*	*	*	*			22	5
P-O	6220-300-9908	DOOR ASSEMBLY, HEADLIGHT: 7525936 (19207)	A	EA	1	*	*	*	*	*	*	4	8	22	6
P-O	5305-984-6214	SCREW, MACHINE: LAMP DOOR MS35206-267 (96906)	A	EA	3	*	*	*	*	*	*	6	20	22	7
P-O	5340-732-0642	RING, RETAINING: HEADLIGHT DOOR 7320642 (19207)	A	EA	3	*	*	*	*	*	*	6	20	22	8
X1		DOOR: HEADLIGHT 7529215 919207)	A		1									22	9
P-O	6220-353-0941	SEAL, RUBBER, SPECIAL: HEADLIGHT DOOR 7375024 (19207)	A	EA	1	*	*	*	*	*	*	6	20	22	10
P-O	6220-447-3477	SPRING, LENS, HEADLIGHT: DOOR SEAL 7712833 (19207)	A	EA	5	*	*	*	*	*	*	10	20	22	11
P-O	5305-735-0582	SETSCREW: LAMP RETAINING RING 7350582 (19207)	A	EA	3	*	*	*	*	*	*	6	20	22	12
P-O	5340-695-9727	RING, RETAINING: LAMP 7350581 (19207)	A	EA	1	*	*	*	*	*	*	6	20	22	13
P-O	6220-512-9219	RING ASSEMBLY: LAMP RETAINING (USED WITH AUTOLITE HEADLIGHT) 8735610 (19207)	A	EA	3	*	*	*	*	*	*	4	10	22	13
P-O	5305-989-7434	SCREW, MACHINE: LAMP PLATE MOUNTING MS35207-263 (96906)	A	EA	8	*	*	*	*	*	*	6	10	22	14
P-O	5310-045-3296	WASHER: LAMP PLATE MS35338-43 (96906)	A	EA	8	*	*	*	*	*	*	6	20	22	15
P-O	5305-016-0046	SCREW, MACHINE: 160046 (21450)	A	EA	16	*	*	*	*	*	*	6	20	22	16
P-O	5310-045-3296	WASHER, LOCK: MS35338-43 (96906)	A	EA	16	*	*	*	*	*	*	6	20	22	17

(1)	(2)	(3)	(4)	(5)	(6)	(7)	(8)	(9)	(10)					
SMR Code	Federal Stock Number	DESCRIPTION	UNIT of meas	Qty in Unit	30-day DS allowance	30-day GS allowance	1-yr alw	Depot maint alw	Illustration					
		Reference Number & Mfr. Code	Usable On Code		(a) 1-20	(b) 21-50	(c) 51-100	(a) 1-20	(b) 21-50	(c) 51-100	per equip cnt-	100 equip No.	(a) Figure No.	(b) Item No.
0609-LIGHTS-CONTINUED														
P-O	6220-776-0505	HEADLIGHT ASSEMBLY:SHIELDED BLACKOUT 7760505 (19207)	A	EA	1	*	*	*	*	*	4	10	23	1
P-O	5325-752-5365	GROMMET,RUBBER:LIGHT BODY 7525365 (19207)	A	EA	1	*	*	*	*	*	4	8	23	2
P-O	2520-776-5214	BODY ASSEMBLY:LIGHT 7765214 (19207)	A	EA	1	*	*	*	*	*	4	10	25	3
P-O	6220-283-9906	LAMP UNIT,HEADLIGHT: 573435 (21450)	A	EA	1	*	*	*	*	*	25	50	23	4
P-O	6220-695-1107	DOOR,BLACKOUT LAMP: 7525940 (19207)	A	EA	1	*	*	*	*	*	4	8	23	5
P-O	5305-614-3423	SCREW,MACHINE:LAMP DOOR MS35265-43 (96906)	A	EA	3	*	*	*	*	*	6	20	23	6
P-O	6220-693-4175	SPRING,RETAINING:HEADLIGHT UNIT 7320711 (19207)	A	EA	3	*	*	*	*	*	6	20	23	7
P-O	5305-068-0504	SCREW:MOUNTING BRACKET MS90726-3 (96906)	A	EA	4	*	*	*	*	*	6	20	23	8
P-O	2590-753-9545	BRACKET,MOUNTING,HEADLIGHT:BLACKOUT 7375699 (19207)	A	EA	1	*	*	*	*	*	4	8	23	9
P-O	5310-637-9541	WASHER,LOCK:BODY MOUNTING MS35338-46(96906)	A	EA	1	*	*	*	*	*	6	20	23	10
P-O	5310-056-3395	NUT,PLAIN,HEXAGON:BODY MOUNTING MS35649-2382 (96906)	A	EA	1	*	*	*	*	*	6	20	23	11
P-O	5310-959-7600	NUT,PLAIN,HEXAGON:MOUNTING BRACKET MS51922-5 (96906)	A	EA	4	*	*	*	*	*	6	20	23	12
P-O	5310-350-2655	WASHER:MOUNTING BRACKET 5294507 (19207)	A	EA	1	*	*	*	*	*	6	20	23	13
P-O	6220-577-3434	LIGHT,MARKER:SPECIAL LIGHTING MS35243-1 (96906)	A	EA	2	*	*	*	*	*	6	10	24	1
P-O	6220-299-7425	LENS,AMBER: MS35421-1 (96906)	A	EA	1	*	*	*	*	*	4	8	24	2
P-O	6240-019-0877	LAMP,INCANDESCENT: MS15570-1251 (96906)	A	EA	1	*	*	*	*	*	20	30	24	3
X2-O		BRACKET,MARKER LIGHT: 11649244 (19207)	A	EA	2	*	*	*	*	*			24	4
P-O	5310-889-2528	WASHER,LOCK:PROTECTOR BOX AND BRACKET MS45904-68 (96906)	A	EA	4	*	*	*	*	*	6	10	24	5
P-O	5310-959-7600	NUT,SELF-LOCKING:MOUNTING BRACKET MS51922-5 (96906)	A	EA	4	*	*	*	*	*	6	20	24	6
X2-O		BOX,PROTECTOR: 10945889 (19207)	A	EA	2	*	*	*	*	*			24	7

(1) SMR Code	(2) Federal Stock Number	(3) DESCRIPTION	(4) UNIT of meas	(5) Qty in Unit	(6) 30-day DS allowance	(7) 30-day GS allowance	(8) 1-yr alw	(9) Depot alw	(10) Illustration Figure	(11) 100 equip	(12) 100 equip	(13) Figure No.	(14) Illustration Item No.
Reference Number & Mfr. Code			Usable On Code			(a)	(b)	(c)	(a)	(b)	(c)	gcy	
			(a)	(b)	(c)	(a)	(b)	(c)					
0609-LIGHTS-CONTINUED													
P-O	5310-274-8891	NUT,SELF-LOCKING:MOUNTING BRACKETS (8),LAMP HOLDERS (8) MS20365-832C (96906)	A	EA	16	*	*	*	*	*	*	6	20 24 8
P-O	5305-267-8973	SCREW,CAP,HEXAGON:MOUNTING BRACKETS MS90726-4 (96906)	A	EA	4	*	*	*	*	*	*	6	20 24 9
P-O	5305-984-6192	SCREW,MACHINE:BRACKET MOUNTING MS35206-244 (96906)	A	EA	8	*	*	*	*	*	*	6	20 24 10
P-O	5305-059-4568	SCREW,MACHINE:LAMP HOLDERS MOUNTING MS35190-253 (96906)	A	EA	8	*	*	*	*	*	*	6	20 24 11
P-O	6220-337-6471	STOPLIGHT-TAILLIGHT:RIGHT MS51330-1 (96906)	A	EA	1	*	*	*	*	*	*	6	10 25 1
X1		BODY:RIGHT 7529242 (19207)	A		1								25 2
P-O	6240-019-0877	LAMP,INCANDESCENT: MS15570-1251 (96906)	A	EA	2	*	*	*	*	*	*	25	50 25 3
P-O	5330-297-7106	PACKING,PREFORMED:DOOR 7320658 (19207)	A	EA	1	*	*	*	*	*	*	6	10 25 4
P-O	6220-752-6018	DOOR ASSEMBLY WITH SCREWS: 7526018 (21450)	A	EA	1	*	*	*	*	*	*	2	5 25 5
P-O	6220-669-5623	STOPLIGHT-TAILLIGHT:LEFT MS51329-1 (96906)	A	EA	1	*	*	*	*	*	*	6	10 26 1
P-O	6220-752-6020	DOOR ASSEMBLY WITH SCREWS: 7526020 (19207)	A	EA	1	*	*	*	*	*	*	2	5 26 2
P-O	5330-297-7106	PACKING PREFORMED:DOOR 7320658 (19207)	A	EA	1	*	*	*	*	*	*	6	10 26 3
P-O	6240-019-0877	LAMP,INCANDESCENT:TAILLIGHT MS15570-1251(96906)	A	EA	1	*	*	*	*	*	*	25	50 26 4
P-O	6240-044-6914	LAMP,INCANDESCENT:STOPLIGHT MS35478-1683 (96906)	A	EA	2	*	*	*	*	*	*	25	50 26 5
P-O	6220-500-0437	LIGHT,MARKER,CLEARANCE:BLACKOUT PARKING AND WARNING MS53047-1 (96906)	A	EA	2	*	*	*	*	*	*	6	10 27 1
X1		BODY:LIGHT 7529242 (19207)	A		1								27 2
P-O	2590-693-4176	CONNECTOR:TURN SIGNAL AND AMRKER LIGHT 5939734 (24617)	A	EA	1	*	*	*	*	*	*	4	8 27 3
P-O	5340-586-1834	GROMMET:CONNECTOR PLATE 75265022 (19207)	A	EA	1	*	*	*	*	*	*	6	10 27 4
P-O	5325-752-6002	GROMMET,RUBBER:BODY 7526002 (19207)	A	EA	1	*	*	*	*	*	*	6	10 27 5

(1) SMR Code	(2) Federal Stock Number	(3) DESCRIPTION	(4) UNIT of meas	(5) Qty inc. in Unit	(6) 30-day DS allowance	(7) 30-day GS allowance	(8) 1-yr alw per 100 gcy	(9) Depot equip 100	(10) Illustration Figure (a) No.	(b) Item No.	
Reference Number & Mfr. Code			Usable On Code			(a)	(b)	(c)	(a)	(b)	(c)
						1-20	21-50	51-100	1-20	21-50	51-100
0609-LIGHTS-CONTINUED											
X1		PLATE:CONNECTOR MOUNTING 7526003 (19207)	A	1					27	6	
P-O	6220-545-8618	SOCKET AND WIRING ASSEMBLY: BLACKOUT MARKER,PARK AND WARNING 8376369 (19207)	A	EA 1	*	*	*	*	4	10	27
P-O	6240-044-6914	LAMP, INCANDESCENT:BLACKOUT MARKER LIGHT MS35478-1683 (96906)	A	EA 1	*	*	*	*	10	20	27
P-O	5330-297-7106	PACKING,PREFORMED:LIGHT DOOR 7320658 (19207)	A	EA 1	*	*	*	*	6	10	27
P-O	6220-752-6030	DOOR ASSEMBLY: 7526030 (19207)	A	EA 1	*	*	*	*	2	5	27
P-O	6240-019-0877	LAMP, INCANDESCENT: MS15570-1251(96906)	A	EA 2	*	*	*	*	25	50	27
P-O	5305-012-1832	SCREW,MACHINE:SOCKET MOUNTING 121832 (31007)	A	EA 4	*	*	*	*	6	10	27
X1		EYELET:SOCKET MOUNTING 7412946 (19207)	A	4					27	13	
P-O	5325-732-0686	GROMMET,RUBBER:SOCKET MOUNTING 7526006 (19207)	A	EA 4	*	*	*	*	6	10	27
P-O	5306-042-3568	BOLT,ASSEMBLED WASHER: 423568 (21450)	A	EA 4	*	*	*	*	6	10	27
P-O	5306-225-9087	SCREW,CAP,HEXAGON:LIGHT MOUNTING MS90726-32 (96906)	A	EA 4	*	*	*	*	6	10	28
P-O	5310-889-2527	WASHER,LOCK:LIGHT MOUNTING MS45904-72(96906)	A	EA 4	*	*	*	*	6	10	28
X2-O		HOOD:LIGHT PROTECTOR 11658687 (19207)	A	EA 2	*	*	*	*		28	3
P-O	6220-880-1624	LIGHT ASSEMBLY:FRONT 11614156 (19207)	A	EA 2	*	*	*	*	4	10	28
X1		BODY:FRONT LIGHT 11639541 (19207)		1						28	5
P-O	6240-019-3093	LAMP, INCANDESCENT: MS15570-623 (96906)	A	EA 1	*	*	*	*	25	50	28
P-O	5330-463-0200	GASKET:LIGHT DOOR 11639519-1 (19207)	A	EA 1	*	*	*	*	6	10	28
P-O	6220-179-4325	DOOR ASSEMBLY WITH SCREWS: 11639546 (19207)	A	EA 1	*	*	*	*	4	8	28
P-O	6240-044-6914	LAMP, INCANDESCENT: MS35478-1 (96906)	A	EA 1	*	*	*	*	25	50	28

(1) SMR Code	(2) Federal Stock Number	(3) DESCRIPTION	(4) UNIT of meas	(5) Qty in Unit	(6) 30-day allowance	(7) DS maint	(8) 30-day allowance	(9) GS maint	(10) 1-yr alw	(11) Depot alw	(12) Illustration	(13) Figure	(14) Item		
Reference Number & Mfr. Code			Usable On Code			(a)	(b)	(c)	(a)	(b)	(c)	per equip	per equip		
						1-20	21-50	51-100	1-20	21-50	51-100	gcy	No.		
0609-LIGHTS-CONTINUED															
P-O	6240-019-0877	LAMP, INCANDESCENT: MS15570-1251 (96906)	A	EA	1	*	*	*	*	*	*	25	50	28	10
P-O	5305-068-0502	SCREW, CAP, HEXAGON: PROTECTIVE HOOD MOUNTING MS90725-6 (96906)	A	EA	8	*	*	*	*	*	*	6	10	28	11
P-O	2590-178-1036	BOX, PROTECTOR: LIGHT 7397758 (19207)	A	EA	2	*	*	*	*	*	*	2	5	28	12
P-O	5325-682-1614	GROMMET, RUBBER: PROTECTOR BOX MS35490-8 (96906)	A	EA	8	*	*	*	*	*	*	6	10	28	13
P-O	5310-088-1251	NUT, SELF-LOCKING: LIGHT PROTECTOR HOOD MS51922-1 (96906)	A	EA	8	*	*	*	*	*	*	6	10	28	14
P-O	5310-809-4058	WASHER, FLAT: LIGHT PROTECTOR HOOD MS27183-10 (96906)	A	EA	8	*	*	*	*	*	*	6	10	28	15
P-O	5310-889-2528	WASHER, LOCK: PROTECTOR BOX MS45904-68 (96906)	A	EA	8	*	*	*	*	*	*	6	10	28	16
P-O	5310-088-1251	NUT, SELF-LOCKING: LIGHT MOUNTING MS51922-1 (96906)	A	EA	4	*	*	*	*	*	*	6	10	29	1
P-O	5310-809-4058	WASHER, FLAT: LIGHT MOUNTING MS27183-10 (96906)	A	EA	4	*	*	*	*	*	*	6	10	29	2
X2-O		HOOD: LIGHT PROTECTOR 11658687 (19207)	A	EA	2	*	*	*	*	*	*			29	3
P-O	6240-044-6914	LAMP, INCANDESCENT: MS35478-1683 (96906)	A	EA	1	*	*	*	*	*	*	25	50	29	4
X2-O		GASKET: LENS 11620983 (19207)	A	EA	1	*	*	*	*	*	*			29	5
X2-O		LENS: AMBER: 11620987-1 (19207)	A	EA	1	*	*	*	*	*	*			29	6
P-O	2590-178-1036	BOX, PROTECTOR: LIGHT HOOD 7397758 (19207)	A	EA	2	*	*	*	*	*	*	4	8	29	7
P-O	5325-682-1614	GROMMET: PROTECTOR BOX MS35490-8 (96906)	A	EA	2	*	*	*	*	*	*	6	10	29	8
P-O	5310-959-7600	NUT, SELF-LOCKING: PROTECTOR HOOD MOUNTING MS51922-5 (96906)	A	EA	8	*	*	*	*	*	*	6	10	29	9
P-O	5310-889-2528	WASHER, LOCK: PROTECTOR HOOD MOUNTING MS45904-68 (96906)	A	EA	8	*	*	*	*	*	*	6	10	29	10
P-O	5305-068-0502	SCREW, CAP, HEXAGON: PROTECTOR HOOD MOUNTING MS90725-6 (96906)	A	EA	8	*	*	*	*	*	*	6	10	29	11
P-O	6220-880-1625	TAILLIGHT ASSEMBLY, COMPOSITE: 11614157 (19207)	A	EA	2	*	*	*	*	*	*	6	10	30	1

(1) SMR Code	(2) Federal Stock Number	(3) DESCRIPTION	(4) UNIT of meas	(5) Qty in Unit	(6) 30-day DS allowance	(7) 30-day GS allowance	(8) 1-yr alw	(9) Depot alw	(10) Illustration	(a) Figure No.	(b) Item No.				
Reference Number & Mfr. Code			Usable On Code			(a) 1-20	(b) 21-50	(c) 51-100	(a) 1-20	(b) 21-50	(c) 51-100				
0609-LIGHTS-CONTINUED															
P-O	6220-179-4324	DOOR, ASSEMBLY, WITH SCREWS: 11639535 (19207)	A	EA	1	*	*	*	*	*	*	2	5	30	2
P-O	5330-462-0907	GASKET: COMPOSITE TAILLIGHT 11639519-2 (19207)	A	EA	1	*	*	*	*	*	*	6	10	30	3
P-O	6240-019-0877	LAMP, INCANDESCENT: MS15570-1251 (96906)	A	EA	2	*	*	*	*	*	*	15	25	30	4
P-O	6240-044-6914	LAMP, INCANDESCENT: MS35478-1683 (96906)	A	EA	1	*	*	*	*	*	*	15	25	30	5
P-O	6240-019-3093	LAMP, INCANDESCENT: MS15570-623 (96906)	A	EA	1	*	*	*	*	*	*	15	25	30	6
X1		BODY ASSEMBLY: LIGHT 11639520 (19207)	A		1									30	7
X2-O		BRACKET: LIGHT MOUNTING (LEFT) 11649243-1 (19207)	A	EA	1	*	*	*	*	*	*			30	8
X2-O		BRACKET: LIGHT MOUNTING (RIGHT) 11649243-2 (19207)	A	EA	1	*	*	*	*	*	*			30	8
P-O	5306-225-9087	SCREW, CAP, HEXAGON: LIGHT MOUNTING MS90726-32 (96906)	A	EA	8	*	*	*	*	*	*	6	10	30	9
P-O	5310-889-2527	WASHER, LOCK: LIGHT MOUNTING MS45904-72 (96906)	A	EA	8	*	*	*	*	*	*	6	10	30	10
P-O	6220-878-7301	FLOOD LIGHT, ELECTRIC: (WITH MOUNTING BRACKET) (USE ADAPTER KIT, 6230-868-5651, WHEN REPLACING FLOODLIGHT, FSN 6220-735-4163) MS51320-1 (96906)	HA, JA, BD, FJ, EF	EA	3	*	*	*	*	*	*	6	10	31	1
P-O	5310-639-1497	WASHER, FLAT: LIGHT TO MOUNTING BRACKET 2W1-24-36-64 (43999)	HA, JA, BD FJ, EF	EA	4	*	*	*	*	*	*	6	10	31	2
P-O	5310-809-5998	WASHER, FLAT: LIGHT MOUNTING MS27183-18 (96906)	HA, JA, BD FJ, EF	EA	4	*	*	*	*	*	*	6	10	31	3
P-O	6240-295-2421	LAMP, INCANDESCENT: FLOOD LIGHT 7416874 919207)	HA, JA, BD FJ, EF	EA	1	*	*	*	*	*	*	10	25	31	4
P-O	5340-741-6869	SPRING, RETAINING: LAMP 7416869 (19207)	HA, JA, BD FJ, EF	EA	4	*	*	*	*	*	*	6	10	31	5
P-O	6220-738-5905	DOOR ASSEMBLY, FLOODLIGHT: 7385905 (19207)	HA, JA, BD, FJ, EF	EA	1	*	*	*	*	*	*	2	5	31	6
P-O	6220-338-1083	LIGHT, DOME: 110V WHITE 7092279 (19207)	CE, CF, CG	EA	6	*	*	*	*	*	*	10	15	32	1
P-O	6220-338-1086	LIGHT, DOME: 110V BLUE 7092284 (19207)	CE, CF, CG	EA	1	*	*	*	*	*	*	6	10	32	1
P-O	6220-500-3185	LENS, LIGHT: 110V WHITE 8328122 (19207)	CE, CF, CG	EA	1	*	*	*	*	*	*	6	10	32	2

(1) SMR Code	(2) Federal Stock Number	(3) DESCRIPTION	(4) UNIT of meas	(5) Qty	(6) 30-day DS allowance in Unit	(7) 30-day GS allowance	(8) 1-yr alw	(9) Depot alw	(10) Illustration Figure No.	(11) Illustration Item No.	
Reference Number & Mfr. Code			Usable On Code			(a)	(b)	(c)	(a)	(b)	(c)
						1-20	21-50	51-100	1-20	21-50	51-100
0609-LIGHTS-CONTINUED											
P-O	6220-025-3697	LENS,LIGHT:110V BLUE 89985 (19975)	CE,CF,CG	EA	1	* * *	* * *	4	8	32	2
P-O	6240-269-0958	LAMP, INCANDESCENT:WHITE 75A115V (08108)	CE,CF,CG	EA	1	* * *	* * *	15	30	32	3
P-O	6240-143-3059	LAMP, INCANDESCENT:BLUE BLACKOUT MS15586-5 (96906)	CE,CF,CG	EA	1	* * *	* * *	10	20	32	3
NON-ILLUSTRATED											
P-O	2510-737-2776	BRACKET:TAILLIGHT MOUNTING 7372776 (24076)	CA,CB	EA	2	* * *	* * *	2	5		
P-O	2510-737-6620	BRACKET,MOUNTING,LIGHT:LEFT HEADLIGHTS 7376620 (19207)	A	EA	1	* * *	* * *	2	5		
P-O	2510-737-6621	BRACKET,MOUNTING,LIGHT: RIGHT HEADLIGHT 7376621 (19207)	A	EA	1	* * *	* * *	2	5		
P-O	2510-753-9543	BRACKET:LIGHT MOUNTING 7539543 (19207)	A	EA	2	* * *	* * *	2	5		
P-O	2590-338-1673	STUD,THREADED,WITH INSULATOR:HEADLIGHT PLATE TO BRACKET(ISSUE UNTIL STOCK DEPLETED,THEN USE MOUNT FSN 5340-735-0577) 7539560 (19207)	A	EA	8	* * *	* * *	6	10		
P-O	2590-735-0593	SOCKET:SERVICE PARKING AND SIGNAL LIGHT 7350593 (19207)	A	EA	2	* * *	* * *	2	5		
P-F	2590-504-9060	RING, INSULATING: 10876149 (19207)	BD	EA	3	* * *	* * *	4	8		
P-F	2590-794-8206	RING, COLLECTOR, CRANE: 10876128 (19207)	BD	EA	1	* * *	* * *	4	8		
P-O	4030-270-5436	HOOK,CHAIN:REACH LATCH 506889 (21450)	BD,HA	EA	2	* * *	* * *	6	10		
P-O	4710-289-2913	PIPE: 44P12-90 (80244)	HA,JA,BD FJ,EF	EA	V	* * *	* * *	2	5		
P-O	5310-012-0614	NUT,PLAIN,HEXAGON: MS35650-102 (96906)	A	EA	2	* * *	* * *	6	10		
P-O	5330-178-4665	SEAL,PLAIN,ENCASED:SWIVEL VALVE LIGHT WIRE CONNECTION 7409759 (19207)	HA,JA,BD EF,FJ	EA	1	* * *	* * *	4	8		
P-O	6220-737-2775	COVER,LAMP:TAILLIGHT BRACKET 104057R1 (31007)	CA,CB	EA	2	* * *	* * *	2	5		
P-O	6220-545-8618	SOCKET AND WIRING:PARK AND WARNING LIGHT 8376369 (192070)	A	EA	2	* * *	* * *	2	5		



(1) SMR Code	(2) Federal Stock Number	(3) DESCRIPTION	Reference Number & Mfr. Code	Usable On Code	(4) UNIT of meas	(5) Qty in Unit	(6) 30-day DS allowance	(7) 30-day GS allowance	(8) 1-yr alw	(9) Depot alw	(10) Illustration Figure (a) No.	(b) Item No.
0609-LIGHTS-CONTINUED												
P-O	6220-832-7131	GASKET: COLLECTOR 8327131 (19207)		HA,JA,BD FJ,EF	EA	1	*	*	*	4	8	
P-F	6240-403-0956	SUPPORT ASY: WARNING SIGN AL LAMP 10883483 (19207)		A								
P-O	6240-999-7805	LIGHT,WARNING,AMBER: 104029R92 (31007)		HA,JA,BD FJ,EF	EA	1	*	*	*	6	10	
P-O	6240-999-7806	LAMP-UNIT,AMBER: WARNING SIGNAL LIGHT 10944453-1 (19207)		A	EA	1	*	*	*	6	10	
P-O	6250-741-8960	LAMPHOLDER AND CLAMP: INSPECTION LIGHT 7418960 (19207)		HA,JA,BD FJ,EF	EA	1	*	*	*	4	8	
0610-SENDIG UNITS AND WARNING SWITCHES ELECTRICAL TOOL KIT, FSN 5180-876-9336,AUTHORIZED BY T O& E, WILL BE UTILIZED FOR APPLICABLE REPLACEMENT PARTS NOT SPECIF IED IN THIS GROUP.												
P-O	5305-013-2100	SCREW,MACHINE: FUEL TANK TRANSMITTER (5 USED ON M39,M40,M41,M54,M55, M63,M139,M139C,M139D,M246) 132100 (21450)		DA,DB,EA,EB, EC,HA,BD	EA	10	*	*	*	6	10	33
P-O	5310-753-9073	WASHER,SHOULDERED AND RECESSED: FUEL TANK TRANSMITTER (5 USED ON M39,M40, M41,M54,M55,463,M139,M139C, M139D, M246) 7409422 (19207)		DA,DB,EA, EB,EC, HA,BD	EA	10	*	*	*	6	10	33
P-O	6680-515-3458	TRANSMITTR,LIQUID QUANTITY: FUEL TANK (1 USED ON M39,M40,M41,M54, M55,M63,M139,M139C,M139D,M246) 1517596 (70040)		DA,DB,EA,EB, EC,HA,BD	EA	2	*	*	*	6	10	33
P-O	2910-753-9072	GASKET: FUEL TANK TRANSMITTER (1 USED ON M39,M40,M41,M54,M55,M63,M139, M139C, M139D, M246) A498844 (40095)		DA,DB,EA,EB, EC,HA,BD	EA	2	*	*	*	15	30	33
NON-ILLUSTRATED												
P-O	6620-634-8945	TRANSMITTER,PRESSURE,OIL: (USED WITH INDICATOR, FSN 6685-335-9503) 8329141 (19207)		A	EA	1	*	*	*	6	10	
P-O	6680-226-4574	TRANSMITTER,LIQUID QUANTITY: FUEL TANK 8376491 (19207)		CC,CD,DE,DF FE,FG,GH,EG, FJ	EA	1	*	*	*	6	10	

(1) SMR Code	(2) Federal Stock Number	(3) DESCRIPTION	(4) UNIT of meas	(5) Qty in Unit	(6) 30-day DS allowance	(7) 30-day GS allowance	(8) 1-yr alw	(9) Depot maint	(10) Illustration	(a) Figure	(b) Item		
		Reference Number & Mfr. Code	Usable	On Code	(a) 1-20	(b) 21-50	(c) 51-100	(a) 1-20	(b) 21-50	(c) 51-100	gcy		
		0610-SENDING UNITS AND WARNING SWITCHES-CONTINUED											
P-O	6685-814-5271	TRANSMITTER,TEMPERATURE,WATER: MS24537-1 (96906)	A	EA	1	*	*	*	*	*	6	10	
		0611-HORN SIREN											
P-O	2590-612-2181	COVER,HORN BUTTON: (COMPONENT OF HORN BUTTON PARTS KIT, FSN 2590-606-8504 7351271 (19207)	A	EA	1	*	*	*	*	*	6	34	1
P-O	2590-384-0570	BUTTON,HORN CONTACT: (COMPONENT OF HORN BUTTON PARTS KIT, DSN 2590-606-8504) 6184126 (19207)	A	EA	1	*	*	*	*	*	6	34	2
P-O	2590-215-4048	CONTACT,ELECTRICAL: (COMPONENT OF HORN BUTTON PARTS KIT, FSN 2590-606-8504 5214327 (19207)	A	EA	1	*	*	*	*	*	6	34	3
P-O	2590-253-7229	SPRING,HELICAL,COMPRESSION: (COMPONENT OF HORN BUTTON PARTS KITS, FSN 2590-606-8504 5214326 (19207)	A	EA	1	*	*	*	*	*	6	34	4
P-O	2590-374-0826	CONTACT,ELECTRICAL: (COMPONENT OF HORN BUTTON PARTS KIT, FSN 2590-606-8504) 5214325 (76040)	A	EA	1	*	*	*	*	*	6	34	5
P-O	2590-737-3216	PLATE,BASE,HORN BUTTON: (COMPONENT OF HORN BUTTON PARTS KIT, FSN 2590-606-8504) 7373216 (19207)	A	EA	1	*	*	*	*	*	4	34	6
P-O	2590-752-1492	CABLE ASSEMBLY: STEERING COLUMN 7521492 (19207)	A	EA	1	*	*	*	*	*	4	34	6
P-O	5310-833-8567	WASHER: CABLE SHELL 8338567 (19207)	A	EA	1	*	*	*	*	*	6	34	8
P-O	5935-572-9180	SHELL: CABLE 8338566 (19207)	A	EA	1	*	*	*	*	*	4	34	9
P-O	5340-693-4174	BUSHING,RUBBER: CABLE SHELL(COMPONENT OF HORN BUTTON PARTS KIT, FSN 2590-606-8504 7521491 (19207)	A	EA	1	*	*	*	*	*	6	34	10
P-O	5310-735-1273	WASHER,SHOULDERED: CABLE INSULATOR (COMPONENT OF HORN BUTTON PARTS KIT, FSN 2590-606-8504) 7351273 (19207)	A	EA	1	*	*	*	*	*	4	34	11
P-O	2590-253-7230	SPRING,HELICAL COMPRESSION: (COMPONENT OF HORN BUTTON PARTS KIT, FSN 2590-606-8504 5214324 (19207)	A	EA	1	*	*	*	*	*	6	34	12
X1		INSULATOR: CABLE (COMPONENT OF HORN BUTTON PARTS KIT, FSN 2590-606-8504) 5214427 (19207)	A		1							34	13

(1) SMR Code	(2) Federal Stock Number	(3) DESCRIPTION	(4) UNIT of meas	(5) Qty in Unit	(6) 30-day DS allowance	(7) 30-day GS allowance	(8) 1-yr alw	(9) Depot maint alw	(10) Illustration	(a) Figure No.	(b) Item No.		
Reference Number & Mfr. Code			Usable On Code			(a) 1-20	(b) 21-50	(c) 51-100	(a) 1-20	(b) 21-50	(c) 51-100	gcy	
0611-HORN SIREN-CONTINUED													
P-O		SCREW,MACHINE: CONTACT PLATE MS35495-93 (96906)	A	EA	3	*	*	*	*	*	*	6 10 34 14	
P-O	5945-741-0697	SOLENOID,HORN ASSEMBLY: 7410691 (19207)	A	EA	1	*	*	*	*	*	*	6 10 35 1	
P-O	2590-900-164	HORN,ELECTRICAL,AIR: MS51301-1 (96906)	A	EA	1	*	*	*	*	*	*	4 10 35 2	
P-O	2920-706-111	BRACKET,MOUNTING: (USED WITH HORN FSN 2590-752-6286) (50513-16863) 7061110 (19027)	A	EA	1	*	*	*	*	*	*	2 5 35 3	
P-O	5305-267-8974	SCREW,CAP,HEXAGON: MOUNTING BRACKET MS90726-8 (96906)	A	EA	2	*	*	*	*	*	*	6 10 35 4	
P-O	5310-877-5796	NUT,SELF-LOCKING: MOUNTING BRACKET MS21044N4 (96906)	A	EA	2	*	*	*	*	*	*	6 10 35 5	
P-O	2590-606-8504	PARTS KIT,HORN BUTTON: 5702506 _19207 CONSISTING OF: 2590-612-21811-COVER 7351271 (19207) 2590-384-05701-BUTTON 6184126 (19207) 2590-215-40481-CONTRACT 5214327 (19207) 2590-253-72291-SPRING 5214326 (19207) 2590-374-08261-CONTRACT 5214325 (76040) 2590-737-32161-PLATE 7373216 (19207) 5340-693-41741-BUSHING 7521491 (19207) 5310-735-12731-WASHER 7351273 (19207) 2590-253-72301-SPRING 5214324 (19207) 1-INSULATOR 5214427 (19207) 2590-735-12721-GASKET 7351272 (19207)	A	EA	1	*	*	*	*	*	*	*	6 10 34 1 34 2 34 3 34 4 34 5 34 6 34 10 34 11 34 12 34 13 N/I
0612-BATTERIES,STORAGE (WET OR DRY)													
P-O	5940-549-6583	TERMINAL LUG: MS75004-2 (96906)	A	EA	2	*	*	*	*	*	*	6 10 36 1	
P-O	5306-050-1924	BOLT,MACHINE: NEGATIVE AND POSITIVE TERMINAL LUGS 501924 (21450)	A	EA	4	*	*	*	*	*	*	6 10 36 2	
P-O	5306-021-3548	BOLT,MACHINE: NEGATIVE AND POSITIVE TERMINAL LUGS 7378201 (19207)	A	EA	4	*	*	*	*	*	*	6 10 36 3	
X1		TERMINAL LUG,NEGATIVE: 548090 (21450)	A		2							36 4	

(1) SMR Code	(2) Federal Stock Number	(3) DESCRIPTION	(4) UNIT of meas	(5) Qty in Unit	(6) 30-day DS allowance	(7) 30-day GS allowance	(8) 1-yr alw	(9) Depot maint per 100 equip	(10) Illustration Figure No.	(a) 1-20	(b) 21-50	(c) 51-100	(a) 1-20	(b) 21-50	(c) 51-100	(b) Figure No.	(b) Item No.
		Reference Number & Mfr. Code															
		0612-BATTERIES, STORAGE (WET OR DRY)-CONTINUED															
P-O	5310-043-1904	NUT, PLAIN, HEXAGON: CABLE TERMINAL LUGS 431904 (21450)	A	EA	4	* * *	* * *	6	10	36						5	
X2-O		NUT, PLAIN, HEXAGON: NEGATIVE AND POSITIVE TERMINAL LUGS 432769 (21450)	A	EA	4	* * *	* * *			36						6	
P-O	6140-776-2738	LEAD, STORAGE BATTERY: INTERCONNECTING AND POSITIVE LEADS (11 FEET) 7762738 (19207)	A	FT	V	* * *	* * *	4	10	36						7	
P-O	6145-805-3354	WIRE, ELECTRICAL: STORAGE BATTERY LEAD M13486-1-12 (81349)	A	EA	V	* * *	* * *	4	10	36						8	
P-O	5970-705-6635	INSULATION SLEEVING, ELECTRICAL: WIRE TO TERMINAL LUG 7056639 (19207)	A	EA	V	* * *	* * *	4	10	36						9	
P-O	5940-113-8191	TERMINAL LUG: WIRE MS25036-127 (96906)	A	EA	6	* * *	* * *	6	10	36						10	
P-O	5940-549-6581	TERMINAL LUG, POSITIVE: MS75004-1 (96906)	A	EA	2	* * *	* * *	6	10	36						11	
X1		TERMINAL LUG, POSITIVE: 583708 (21450)	A		2					36						12	
P-O	6140-776-2737	LEAD, STORAGE BATTERY: POSITIVE 7762737 (19207)	A	EA	1	* * *	* * *	4	10	36						13	
P-O	5310-950-0035	NUT, SELF-LOCKING: BATTERY LEAD TO GROUND (1) AND BOX THUMB SCREW (2) MS21044N6 (96906)	A	EA	3	* * *	* * *	6	10	36						14	
P-O	5306-042-5604	BOLT, ASSEMBLED WASHER: POSITIVE BATTERY LEAD TO GROUND 425604 (21450)	A	EA	1	* * *	* * *	6	10	36						15	
P-O	2590-040-2187	RETAINER, BATTERY: MS53046-3 (96906)	A	EA	1	* * *	* * *	6	10	36						16	
P-O-U	6140-057-2554	BATTERY, STORAGE: MS35000-3 (96906)	A	EA	2	* * *	* * *	10	20	36						17	
P-O	2590-753-9504	BATTERY BOX: 7539504 (19207)	A	EA	1	* * *	* * *	2	5	36						18	
P-O	5310-088-0555	NUT, SELF-LOCKING: BOX SUPPORT CLAMP MS21044N5 (96906)	A	EA	2	* * *	* * *	6	10	36						19	
P-O	6140-737-3211	CLAMP: BOX SUPPORT TO BOX 7373211 (19207)	A	EA	2	* * *	* * *	4	8	36						20	

(1) SMR Code	(2) Federal Stock Number	(3) DESCRIPTION	(4) UNIT of meas	(5) Qty inc. in Unit	(6) 30-day allowance	(7) DS maint	(8) 30-day allowance	(9) GS maint	(10) 1-yr alw	(11) Depot alw	(12) Illustration	(13) Figure	(14) Item	
		Reference Number & Mfr. Code	Usable	On										
					(a)	(b)	(c)	(a)	(b)	(c)	100 gcy	per equip	(a) No.	(b) No.
		0612-BATTERIES,STORAGE (WET OR DRY)-CONTINUED												
P-O	5310-264-4085	WASHER,SPRING TENSION: BOX SUPPORT CLAMP MOUNTING 7372766 (19207)	A	EA	2	*	*	*	*	*	6	10	36	21
P-O	5306-225-9088	BOLT,MACHINE: BOX SUPPORT CLAMP MS90726-33 (96906)	A	EA	2	*	*	*	*	*	4	8	36	22
P-O	5310-627-6128	WASHER,LOCK: BOX THUMB SCREW MS35335-21 (96906)	A	EA	2	*	*	*	*	*	6	10	36	23
P-O	5305-335-4665	THUMBSCREW: BATTERY BOX 7373236 (19207)	A	EA	2	*	*	*	*	*	6	10	36	24
P-O	5306-739-7754	BOLT ASSEMBLY,HOOK: BATTERY RETAINER 7397754 (19207)	A	EA	5	*	*	*	*	*	6	10	36	25
P-O	5310-732-0558	NUT,PLAIN,HEXAGON: RETAINER HOOK BOLT MS51967-8 (96906)	A	EA	5	*	*	*	*	*	6	10	36	26
P-O	2590-693-4180	RECEPTACLE ASSMBLY: BATTERY SLAVE 7731421 (19207)	A	EA	1	*	*	*	*	*	4	8	37	1
P-O	2590-737-3246	GROMMET: CAB FLOOR PANEL	A	EA	2	*	*	*	*	*	6	10	37	2
		0613-HULL OR CHASSIS WIRING HARNESS ELETRICAL TOOL KIT,FSN 5180-876-9336,AUTHORIZED BY T O & E, WILL BE UTILIZED FOR APPLICABLE REPLACEMENT PARTS NOT SPECIFIED IN THIS GROUP.												
P-F	2590-073-3163	GROMMET RUBBER COATED: 7397775 (19207)	A	EA	1	*	*	*	*	*	4	10	38	1
X2-F		LEAD: 7351275 (19207)	A	EA	1	*	*	*	*	*			38	2
P-F	5935-900-6281	ADAPTER,CONNECTOR: MS27147-1 (96906)	A	EA	2	*	*	*	*	*	4	10	38	3
P-F	5925-741-1479	CIRCUIT BREAKER: IGNITION SWITCH,HORN AND GENERATOR REGULATOR AND HEADLIGHT SWITCH 7351197 (19207)	A	EA	3	*	*	*	*	*	8	10	38	4
P-F	2590-739-7744	RETAINER: 7397744 (19207)	A	EA	1	*	*	*	*	*	4	10	38	5
P-F	5305-016-4403	SCREW,TAPPING,THREAD FORMING: CIRCUIT BREAKERS 164403 (21450)	A	EA	6	*	*	*	*	*	6	10	38	6
P-F	5310-959-7600	NUT,SELF-LOCKING: HARNESS RETAINER AND CLAMPS MS51922-5 (96906)	A	EA	21	*	*	*	*	*	6	10	38	7

(1) SMR Code	(2) Federal Stock Number	(3) DESCRIPTION	(4) UNIT of meas	(5) Qty in Unit	(6) 30-day allowance	(7) DS maint	(8) 30-day allowance	(9) GS maint	(10) 1-yr alw	(11) Depot alw	(12) Illustration	(13) Figure	(14) Item		
Reference Number & Mfr. Code			Usable On Code			(a)	(b)	(c)	(a)	(b)	(c)	per equip	(a) No.	(b) No.	
						1-20	21-50	51-100	1-20	21-50	51-100	gcy			
0613-HULL OR CHASSIS WIRING HARNES-CONTINUED															
P-F	5305-068-0506	SCREW,CAP,HEXAGON: HARNES RETAINER AND CLAMPS MS90726-6 (96906)	A	EA	18	*	*	*	*	*	*	6	10	38	8
P-F	5340-057-3039	CLAMP LOOP: CMDX2-3PT573039 (81348)	A	EA	1	*	*	*	*	*	*	6	10	38	9
P-F	5340-057-3030	CLAMP,LOOP: CMDX2-3PT 573030 (19207)	A	EA	3	*	*	*	*	*	*	6	10	38	10
P-F	5340-057-3042	CLAMP,LOOP: 573042 (21450)	A	EA	11	*	*	*	*	*	*	6	10	38	11
P-F	2590-737-3246	BUSHING,RUBBER COATED: 7373246 (19207)	A	EA	2	*	*	*	*	*	*	4	10	38	12
P-F	2590-060-7236	WIRING HARNES,CHASSIS: FRONT BRANCHED 10938204 (19207)	AA	EA	1	*	*	*	*	*	*	8	10	38	13
P-F	2590-445-6635	WIRING HARNES,CHASSIS: BRANCHED FRONT 10931914 (19207)	AC	EA	1	*	*	*	*	*	*	8	10	38	13
P-F	2590-911-5653	WIRING HARNES CHASSIS: BRANCHED FRONT 10938276 (19207)	AB	EA	1	*	*	*	*	*	*	8	10	38	13
P-F	5940-833-0342	CLAMP,LOOP: 8330342 (19207)	A	EA	5	*	*	*	*	*	*	6	10	38	14
P-F	2920-952-1989	CABLE ASSEMBLY: GENERATOR TO GENERATOR REGULATOR 8328370 (19207)	A	EA	1	*	*	*	*	*	*	4	10	38	15
P-F	2920-972-2598	CABLE ASSEMBLY,SPECIAL PURPOSE: MS51334-6 (96906)	1A,1B 1C,1D	EA	1	*	*	*	*	*	*	4	10	38	15
P-F	2920-965-6859	CABLE ASSEMBLY SPECIAL PURPOSE A2 VEHICLE SERIES		EA	1	*	*	*	*	*	*	4	10	38	15
P-F	5340-523-2255	CLAMP,LOOP: 7397785 (19207)	A	EA	1	*	*	*	*	*	*	4	10	38	16
P-F	5310-950-0039	NUT,SELF-LOCKING: GENERATOR REGULATOR CABLE CLAMP MS21044N6 (96906)	A	EA	1	*	*	*	*	*	*	6	10	38	17
P-F	5305-269-2803	SCREW,CAP,HEXAGON: GENERATOR REGULATOR CABLE CLAMP MS90726-60 (96906)	A	EA	1	*	*	*	*	*	*	6	10	38	18
X2-F		LEAD: 736008 (21450)	A	EA	1	*	*	*	*	*	*			38	19
P-F	5340-854-6730	CLAMP,LOOP: MS21333-124 (96906)	A	EA	2	*	*	*	*	*	*	4	10	38	20
X2-F		LEAD: 736005 (21450)	A	EA	1	*	*	*	*	*	*			38	21

(1)	(2)	(3)			(4)	(5)	(6)	(7)	(8)	(9)	(10)		
SMR Code	Federal Stock Number	DESCRIPTION	Reference Number & Mfr. Code	Usable On Code	UNIT of meas	Qty in Unit	30-day DS allowance	30-day GS allowance	1-yr alw	Depot alw	Illustration	Figure	Item
							(a) (b) (c)	(a) (b) (c)	per 100 equip	per 100 equip	(a) No.	(b) No.	
		0613-HULL OR CHASSIS WIRING HARNESS-CONTINUED											
P-F	2590-693-4185	WIRING HARNESS,CHASSIS: REAR 8333247 (19207)		OB,CA,CB	EA	1	* * *	* * *	8	10	39	1	
P-F	2590-693-4186	WIRING HARNESS,CHASSIS: REAR 8333248 (19207)		DA,DB	EA	1	* * *	* * *	8	10	39	1	
P-F	2590-089-4782	WIRING HARNESS,BRANCHED: REAR 10938089 (19207)		EA,EB,EC 1A,1B	EA	1	* * *	* * *	8	10	39	1	
P-F	2590-693-4191	WIRING HARNESS,CHASSIS: REAR 8333253 (19207)		BE,IA	EA	1	* * *	* * *	8	10	39	1	
P-F	2590-693-4192	WIRING HARNESS,CHASSIS: REAR 8333254 (19207)		JA	EA	1	* * *	* * *	8	10	39	1	
P-F	2590-089-4785	WIRING HARNESS,BRANCHED: REAR 10938111 (19207)		HA,BD	EA	1	* * *	* * *	8	10	39	1	
P-F	2590-693-4187	WIRING HARNESS,CHASSIS: REAR MAIN 8333249 (19207)		HA,BE,IA MA,BD	EA	1	* * *	* * *	8	10	39	1	
P-F	2590-693-4188	WIRING HARNESS,CHASSIS: REAR 8333250 (19207)		BG,BF,FA,TA,RA ZA,HA,BD,IC,ID,FB	EA	1	* * *	* * *	8	10	39	1	
P-F	2590-224-7969	WIRING HARNESS,BRANCHED: REAR 11608912 (19207)		CE,CF,CG	EA	1	* * *	* * *	8	10	39	1	
P-F	2590-911-7623	WIRING HARNESS,BRANCHED: REAR 10938382 (19207)		DE,DF	EA	1	* * *	* * *	8	10	39	1	
X2-F		WIRING HARNESS,BRANCHED: REAR 11658691 (19207)		CC,CD	EA	1	* * *	* * *			39	1	
P-F	2590-073-3163	GROMMET RUBBER COATED: 7397775 (19207)		A	EA	3	* * *	* * *	6	10	39	2	
P-O	5305-068-0506	SCREW,CAP,HEXAGON: HARNESS CLAMPS MS90726-6 (96906)		A	EA	13	* * *	* * *	6	10	39	3	
X2-O		CLAMP,LOOP: 8330338 (19207)		A	EA	1	* * *	* * *			39	4	
P-O	5935-773-1428	COVER,ELECTRICAL: TRAILER RECEPTACLE (WITH HINGE) 7731428 (19207)		A	EA	1	* * *	* * *	4	8	39	5	
P-O	5305-267-8979	SCREW,CAP,HEXAGON: TRAILER RECEPTACLE COVER MS90726-13 (96906)		A	EA	4	* * *	* * *	6	10	39	6	
P-O	5310-959-7600	NUT,SELF-LOCKING: RECEPTACLE COVER (4), HARNESS CLAMPS (13) MS51922-5 (96906)		A	EA	17	* * *	* * *	6	10	39	7	
X2-O		CLAMP,LOOP: TRAILER RECEPTACLE BRANCH 8330343 (19207)		A	EA	1	* * *	* * *			39	8	
X2-O		CLAMP,LOOP: MAIN BRANCH 8330341 (19207)		A	EA	7	* * *	* * *			39	9	

TM9-2320-211-34P															
(1)	(2)	(3)				(4)	(5)	(6)	(7)			(8)	(9)	(10)	
SMR Code	Federal Stock Number	DESCRIPTION	UNIT of meas	Qty in Unit	30-day inc. allowance	DS	30-day DS maint allowance	30-day GS maint allowance	1-yr alw	Depot alw	Illustration	Figure	Item		
Reference Number & Mfr. Code			Usable On Code			(a)	(b)	(c)	(a)	(b)	(c)	100 equip cnt-	100 equip No.	(a) Figure No.	(b) Item No.
0613-HULL OR CHASSIS WIRING HARNESS-CONTINUED															
P-O	5340-057-3048	CLAMP, LOOP: CMDX2-3PT573048 (8148)	A	EA	1	*	*	*	*	*	*	4	10	39	10
X2-O		CLAMP, LOOP: 7059459 (19207)	A	EA	2	*	*	*	*	*	*			39	11
X2-O		CLAMP, LOOP: 8330337 (19207)	A	EA	1	*	*	*	*	*	*			39	12
NON-ILLUSTRATED															
P-O	2590-561-6104	CONNECTOR AND LEAD ASSEMBLY: IGNITION SWITCH TO LOW PRESSURE FEED AND FILTER 171211R91 (31007)		EA	1	*	*	*	*	*	*	4	10		
P-O	2590-561-6105	CONNECTOR AND LEAD ASSEMBLY: BATTERY TO IGNITION SWITCH 171209R91 (31007)		EA	1	*	*	*	*	*	*	4	10		
P-O	2590-735-5938	BRACKET, POLARIZING RECEPTACLE: USED WITH CONNECTORS FSN 5935-773-1429 AND FSN 5935-306-2023 7355938 (19207)	BG, BF, CA, CB, DA, DB, FA, FB, RA, ZA, HA, BE, IA, LA, MA, JA, BD	EA	1	*	*	*	*	*	*	4	8		
P-O	2590-739-7744	RETAINER, WIRING HARNESS: 313 (13515)		EA	2	*	*	*	*	*	*	4	8		
P-O	2590-972-2614	LEAD ELECTRICAL, BRANCHED: COLD STARTING 10931908 (19207)	IA, IB, IC, ID	EA	1	*	*	*	*	*	*	4	8		
P-O	5925-740-1949	CIRCUIT BREAKER: ELECTRIC POWER SYSTEM C9115-3-15 (82647)	A	EA	1	*	*	*	*	*	*	4	8		
P-O	5925-740-9996	CIRCUIT BREAKER: FLOOD LIGHT (OPTIONAL WITH BREAKER, FSN 5925-752-6909 106142T91 (31007)	HA, BE, IA, LA, MA, JA, BD	EA	1	*	*	*	*	*	*	4	8		
P-O	5925-752-6909	CIRCUIT BREAKER: AUTOMATIC RESET 105229R1 (31007)	HA, BE, IA, LA, MA, JA, BD	EA	1	*	*	*	*	*	*	4	8		
P-O	5930-776-2673	SWITCH, WITH CABLE AND CONNECTOR: 7762673 (19207)	A	EA	1	*	*	*	*	*	*	4	8		
P-O	5935-699-7827	CONNECTOR, RECEPTACLE, ELECTRICAL: INTERVEHICULAR 8376209 (19207)	EA, EB, EC, IA, IB	EA	2	*	*	*	*	*	*	4	8		
P-O	5940-050-6208	TERMINAL, LUG: MAGNETIC SWITCH TO STARTER CABLE 506208 (21450)	A	EA	2	*	*	*	*	*	*	4	8		



(1) SMR Code	(2) Federal Stock Number	(3) DESCRIPTION	(4) UNIT of meas	(5) Qty in Unit	(6) 30-day DS allowance	(7) 30-day GS allowance	(8) 1-yr alw	(9) Depot alw	(10) Illustration	(a) Figure No.	(b) Item No.
		Reference Number & Mfr. Code		Usable On Code	(a) 1-20	(b) 21-50	(c) 51-100	(a) 1-20	(b) 21-50	(c) 51-100	gcy
		0613-HULL OR CHASSIS WIRING HARNES-CONTINUED NON-ILLUSTRATED-CONTINUED									
P-O	5945-296-8464	FLASHER, THERMAL: 103646R91 (31007)	A	EA	R1	* * *	* * *	* * *	4	8	
P-O	5975-504-8992	CAP, ELECTRICAL: SLIP RING 10876367 (19207)	BD	EA	3	* * *	* * *	* * *	4	8	
P-O	5977-504-8967	HOLDER, ELECTRICAL, CONTACT BRUSH: SLIP RING PLATE SUPPORT 10876136 (19207)	BD	EA	3	* * *	* * *	* * *	4	8	
P-O	6220-512-9216	RING ASSEMBLY, RETAINING: 8735610 (19207)	A	EA	2	* * *	* * *	* * *	4	8	
		GROUP 07-TRANSMISSION									
		0700-TRANSMISSION ASSEMBLY									
		NOTE. REFER TO GROUP 3301 FOR CONTAINED ASSEMBLY AND ITS COMPONENTS									
P-F-S	2520-971-5016	TRANSMISSION AND CONTAINER: DIESEL 5703065 (19207)	AC	EA	1	* * *	* * *	* * *	8	10	40 1
P-F-S	2520-971-5015	TRANSMISSION ASSEMBLY: DIESEL 11KBAX3158 (76040)	AC	EA	1	* * *	* * *	* * *			40 2
P-F-S	2520-973-4086	TRANSMISSION AND CONTAINER: GASOLINE AND MULTIFUEL 5703527 (19207)	AA, AB	EA	1	* * *	* * *	* * *	8	10	41 1
P-F-S	2520-692-6175	TRANSMISSION, MECHANICAL: GAS AND MULTIFUEL 8333605 (19207)	AA, AB	EA	1	* * *	* * *	* * *			41 2
P-F	5305-269-3213	SCREW, CAP, HEXAGON: TRANSMISSION MS90725-62 (96906)	A	EA	12	* * *	* * *	* * *	8	10	41 3
P-F	5310-637-9541	WASHER, LOCK: TRANSMISSION MS35338-46 (96906)	A	EA	12	* * *	* * *	* * *	8	10	41 4
P-F	2520-692-6186	COVER ASSEMBLY, MAINSHAFT: TRANSMISSION 8333613 (19207)	A	EA	1	* * *	* * *	* * *	2	5	42 1
P-F	5330-612-1186	SEAL, PLAIN, ENCASED: MAIN SHAFT FRONT BEARING COVER 8334012 (19207)	A	EA	1	* * *	* * *	* * *	24	100	42 2
P-F	2520-734-7592	GASKET: INPUT SHAFT FRONT BEARING COVER (COMPONENT OF GASKET SET, FSN 2520-692-6183) 7347592 (19207)	A	EA	1	* * *	* * *	* * *	10		42 3

(1) SMR Code	(2) Federal Stock Number	(3) DESCRIPTION	(4) UNIT of meas	(5) Qty in Unit	(6) 30-day DS allowance	(7) 30-day GS allowance	(8) 1-yr alw equip	(9) Depot alw equip	(10) Illustration Figure No.	(b) Item No.		
Reference Number & Mfr. Code			Usable On Code			(a) 1-20	(b) 21-50	(c) 51-100	(a) 1-20	(b) 21-50	(c) 51-100	gcy
0700-TRANSMISSION ASSEMBLY-CONTINUED												
P-F	2520-040-2249	CASE: TRANSMISSION 7376161 (19207)	A	EA	1	* * *	* * *	2	5	42	4	
P-F	2520-734-7591	GASKET: MAIN SHAFT REAR BEARING COVER (COMPONENT OF GASKET SET, FSN 2520-692-6183 7347591 (19207)	A	EA	1	* * *	* * *	10		42	5	
P-F	2520-397-6542	CAP, MAINSHAFT, REAR: TRANSMISSION 8327036 (19207)	A	EA	1	* * *	* * *	2	5	42	6	
P-F	5330-291-1654	SEAL, PLAIN ENCASED: REAR MAINSHIF CAP 100066R91 (31007)	A	EA	1	* * *	* * *	24	100	42	7	
P-F	5305-042-6417	SCREW, CAP, HEXAGON: REAR MAINSHAFT CAP TO CASE MS90725-113 (96906)	A	EA	8	* * *	* * *	6	10	42	8	
P-F	5310-584-5272	WASHER, LOCK: MAINSHAFT CAP TO CASE MS35338-48 (96906)	A	EA	8	* * *	* * *	6	10	42	9	
P-F	2520-734-7713	COVER, ACCESS: COUNTERSHAFT REAR BEARING 7347713 (19207)	A	EA	1	* * *	* * *	2	5	42	10	
P-F	2520-457-3453	GASKET: COUNTERSHAFT REAR BEARING COVER (COMPONENT OF GASKET SET, FSN 2520-692-6183 7347593 (19207)	A	EA	1	* * *	* * *	10		42	11	
P-O	2520-447-3406	GASKET: CASE COVER (COMPONENT OF GASKET SET, FSN 2520-692-6183 5714787 (19207)	A	EA	2	* * *	* * *	20		42	12	
P-O	2520-354-0771	COVER, ACCESS: CASE 5323473 (19207)	A	EA	2	* * *	* * *	2	5	42	13	
P-O	5306-145-1069	BOLT SELF-LOCKING: ACCESS COVER 7748663 (19207)	A	EA	6	* * *	* * *	6	10	42	14	
P-O	4730-278-3357	PLUG, PIPE: OIL DRAIN 103881 (31007)	A	EA	1	* * *	* * *	6	10	42	15	
P-O	4730-737-5248	PLUG, PIPE: CASE 7375248 (19207)	A	EA	1	* * *	* * *	6	10	42	16	
P-F	5330-532-9061	GASKET: COUNTERSHAFT FRONT BEARING (COMPONENT OF GASKET SET, FSN 2520-692-6183 8333624 (19207)	A	EA	1	* * *	* * *	10		42	17	
P-F	5310-637-9541	WASHER, LOCK: MAINSHAFT COVER TO CASE MS35338-46 (96906)	A	EA	7	* * *	* * *	6	10	42	18	
P-F	5305-269-3213	SCREW, CAP, HEXAGON: MAINSHAFT COVER TO CASE MS90725-62 (96906)	A	EA	7	* * *	* * *	6	10	42	19	
P-F	5307-206-1485	STUD, PLAIN: MAIN SHAFT FRONT COVER 833626-2 (19207)	A	EA	6	* * *	* * *	6	10	N/I		

(1) SMR Code	(2) Federal Stock Number	(3) DESCRIPTION	(4) UNIT of meas	(5) Qty in Unit	(6) 30-day DS allowance	(7) 30-day GS allowance	(8) 1-yr alw	(9) Depot alw	(10) Illustration	(a) Figure No.	(b) Item No.		
Reference Number & Mfr. Code			Usable On Code			(a) 1-20	(b) 21-50	(c) 51-100	(a) 1-20	(b) 21-50	(c) 51-100		
0700-TRANSMISSION ASSEMBLY-CONTINUED													
P-F	2520-692-6183	GASKET SET: TRANSMISSION 8333711 (19207) CONSISTING OF:	A	EA	V	*	*	*	*	*	*	10	100
	2520-734-7592	1-GASKET INPUT SHAFT FRONT BEARING COVER 7347592 (19207)										42	3
	2520-734-7591	1-GASKET MAINSHAFT REAR BEARING COVER 7347591 (19207)										42	5
	2520-457-3453	1-GASKET COUNTERSHAFT REAR BEARING COVER 7347593 (19207)										42	11
	2520-447-3406	2-GASKET CASE COVER 8327322 (19207)										42	12
	5330-532-9061	1-GASKET COUNTERSHAFT FRONT BEARING 8333624 (19207)										42	17
	2520-318-4310	1-GASKET TRANSMISSION TO CLUTCH HOUSING 8333623 (19207)										46	4
	2520-752-0957	1-GASKET INSPECTION HOLE COVER 7520957 (19207)										46	7
	5330-734-7590	1-GASKET GEAR SHIFT HOUSING COVER 7347590 (19207)										47	16
	5330-040-2253	1-GASKET GEAR SHIFT HOUSING 7376172 (19207)										48	17
0701-TRANSMISSION SHAFTS													
P-H	3110-117-0695	BEARING,ROLLER,CYLINDRICAL: COUNTERSHAFT 707625 (21450)	AA,AB	EA	1		*	*	*	4	10	43	1
P-H	5340-734-6786	RING RETAINING: SNAP INPUT GEAR 7346786 (19207)	AA,AB	EA	1		*	*	*	6	10	43	2
P-H	2520-734-7520	GEAR,HELICAL: COUNTERSHAFT (COMPONENT OF GEAR KIT, HELICAL FSN 2620-051-5306 7347520 (19207)	AA,AB	EA	1		*	*	*	4	10	43	3
P-H	5340-734-6785	RING: FOURTH SPEED 70322R1 (31007)	AA,AB	EA	1		*	*	*	4	10	43	4
P-H	2520-734-6778	GEAR,HELICAL: FOURTH SPEED 7346778 (19207)	AA,AB	EA	1		*	*	*	4	10	43	5
P-H	2520-734-6777	GEAR,HELICAL: THIRD SPEED 7346777 (19207)	AA,AB	EA	1		*	*	*	4	10	43	6
P-H	2520-734-6749	SPACER,SLEEVE: COUNTERSHAFT 7346749 (19207)	AA,AB	EA	1		*	*	*	4	10	43	7
P-H	2520-294-6770	GEAR,HELICAL: SECOND SPEED 7346776 (19207)	AA,AB	EA	1		*	*	*	4	10	43	8

(1) SMR Code	(2) Federal Stock Number	(3) DESCRIPTION	(4) UNIT of meas	(5) Qty inc. in Unit	(6) 30-day DS maint allowance	(7) 30-day GS maint allowance	(8) 1-yr alw per 100 equip-	(9) Depot alw per 100 equip	(10) Illustration Figure No.	(b) Item No.	
Reference Number & Mfr. Code			Usable On Code			(a) 1-20	(b) 21-50	(c) 51-100	(a) 1-20	(b) 21-50	(c) 51-100
0701-TRANSMISSION SHAFTS-CONTINUED											
P-H	5315-011-8002	KEY,WOOD RUFF: COUNTERSHAFT MS35756-114 (96906)	AA,AB	EA 4		* * *	4	10	43	9	
P-H	2520-734-7714	COUNTER SHAFT: TRANSMISSION 7347714 (19207)	AA,AB	EA 1		* * *	4	10	43	10	
P-H	3110-155-6741	BEARING,BALL,ANNLAR: COUNTERSHAFT 100096R91 (31007)	AA,AB	EA 1		* * *	4	10	43	11	
P-H	5310-734-6779	NUT,PLAIN,BLIND RIVET: COUNTERSHAFT 7346779 (19207)	AA,AB	EA 1		* * *	4	10	43	11	
P-H	5315-298-1498	PIN,COTTER: COUNTERSHAFT,NUT MS24665-362 (96906)	AA,AB	EA 1		* * *	4	10	43	13	
P-H	2520-734-6750	SHAFT,RELEASE GEAR: IDLER SHAFT 7346750 (19207)	AA,AB	EA 1		* * *	4	10	43	14	
P-H	3110-112-6565	ROLLER ASSEMBLY,JOURNAL BEARING: IDLER SHAFT 708242 (21450)	AA,AB	EA 2		* * *	4	10	43	15	
P-H	2520-734-7712	GEAR: REVERSE IDLER SHAFT 7347712 (19207)	AA,AB	EA 1		* * *	4	10	43	16	
P-H	3110-117-0695	BEARING ROLLER CYLINDRICAL: COUNTERSHAFT 707625 (21450)	AC	EA 1		* * *	4	10	44	1	
P-H	5340-734-6786	RING RETAINING: SNAP INPUT GEAR COUNTER 7346786 (19207)	AC	EA 1		* * *	6	10	44	2	
P-H	3020-971-5018	GEAR HELICAL: COUNTERSHAFT 8712207 (19207)	AC	EA 1		* * *	4	10	44	3	
P-H	5340-734-6785	RING: FOURTH SPEED 70322R1 (31007)	AC	EA 1		* * *	4	10	44	4	
P-H	2520-971-5021	GEAR,HELICAL: FOURTH SPEED 8712209 (19207)	AC	EA 1		* * *	4	10	44	5	
P-H	2520-971-5017	GEAR,HELICAL: THIRD SPEED 8712211 (19207)	AC	EA 1		* * *	4	10	44	6	
P-H	2520-734-6749	SPACER,SLEEVE: COUNTER SHAFT 7346749 (19207)	AC	EA 1		* * *	4	10	44	7	
P-H	2520-294-6770	GEAR: SECOND SPEED 7346776 (19207)	AC	EA 1		* * *	4	10	44	8	
P-H	5315-011-8002	KEY,WOODRUFF: COUNTERSHAFT GEAR MS35756-114 (96906)	AC	EA 4		* * *	4	10	44	9	
P-H	2520-734-7714	COUNTERSHAFT: TRANSMISSION 7347714 (19207)	AC	EA 1		* * *	4	10	44	10	
P-H	3110-155-6741	BEARING,BALL,ANNULAR: COUNTERSHAFT 100096R91 (31007)	AC	EA 1		* * *	4	10	44	11	

(1)	(2)	(3)	(4)	(5)	(6)	(7)	(8)	(9)	(10)					
SMR Code	Federal Stock Number	DESCRIPTION	UNIT of meas	Qty in Unit	30-day DS allowance	30-day GS allowance	1-yr alw	Depot maint	Illustration					
		Reference Number & Mfr. Code	Usable	On Code	(a)	(b)	(c)	(a)	(b)					
					1-20	21-50	51-100	1-20	21-50					
								100 per equip	100 equip	Figure No.				
										(a) No.				
										(b) No.				
0701-TRANSMISION SHAFTS-CONTINUED														
P-H	5310-734-6779	NUT,PLAIN,BLIND RIVET: COUNTERSHAFT 7346779 (19207)	AC	EA	1			*	*	*	6	10	44	12
P-H	5315-298-1498	PIN,COTTER: COUNTERSHAFT NUT MS24665-362 (96906)	AC	EA	1			*	*	*	6	10	44	13
P-H	2520-734-6750	SHAFT,RELEASE GEAR: IDLER SHAFT 7346750 (19207)	AC	EA	1			*	*	*	4	10	44	14
P-H	3110-112-6565	ROLLER ASSEMBLY,JOURNAL BEARING: IDLER SHAFT 708242 (21450)	AC	EA	2			*	*	*	4	10	44	15
P-H	2520-734-7712	GEAR: REVERSE IDLER SHAFT 7347712 (19207)	AC	EA	1			*	*	*	4	10	44	16
P-H	5340-734-6738	RING,RETAINING: GEAR BEARING 7346738 (19207)	A	EA	1			*	*	*	6	10	45	1
P-H	3110-155-6433	BEARING BALL ANULAR: GEAR SHAFT 712293 (21450)	A	EA	1			*	*	*	4	10	45	1
P-H	2520-692-6181	GEAR,DRIVE,TRANSMISSION: GASOLINE AND MULTIFUEL (COMPONENT OF GEAR KIT, HELICAL, FSN 2620-051- 5306) 833622 (19207)	AA,AB	EA	1			*	*	*	4	10	45	3
P-H	2520-971-5019	GEARSHAFT,HELICAL: DIESEL 8712208 (19207)	AC	EA	1			*	*	*	4	10	45	3
P-H	3110-227-3401	ROLLER,BEARING: SYNCHRONIZER 7346747 (19207)	A	EA	14			*	*	*	4	10	45	4
P-H	2520-734-7588	SYNCHRONIZER: FOURTH AND FIFTH SPEED GEAR 7347588 (19207)	A	EA	1			*	*	*	4	10	45	5
P-H	5340-734-6784	RING,RETAINING: FOURTH SPEED GEAR THRUST WASHER 7346784 (19207)	A	EA	1			*	*	*	6	10	45	6
P-H	3120-090-5968	BEARING,WASHER,THRUST: FOURTH SPEED GEAR 7346746 (19207)	A	EA	1			*	*	*			45	7
P-H	2520-734-6781	GEAR HELICAL: FOURTH SPEED GASOLINE AND MULTIFUEL 7346781 (19207)	AA,AB	EA	1			*	*	*	4	10	45	8
P-H	2520-971-5020	GEAR,HELICAL: MAINSHAFT FOURTH SPEED DIESEL 8712210 (19207)	AC	EA	1			*	*	*	4	10	45	8
P-H	5315-292-4731	PIN,STRAIGHT,HEADED: FOURTH SPEED GEAR SLEEVE 7346744 (19207)	A	EA	1			*	*	*	6	10	45	9
P-H	2520-857-9659	BEARING,SLEEVE: FOURTH SPEED GEAR 10921763 (19207)	A	EA	1			*	*	*	4	10	45	10

(1) SMR Code	(2) Federal Stock Number	(3) DESCRIPTION	(4) UNIT of meas	(5) Qty in Unit	(6) 30-day DS allowance	(7) 30-day GS allowance	(8) 1-yr alw per 100 equip	(9) Depot maint alw per 100 equip	(10) Illustration Figure No.	(10) Illustration Figure No.	(b) Item No.				
Reference Number & Mfr. Code			Usable On Code			(a) 1-20	(b) 21-50	(c) 51-100	(a) 1-20	(b) 21-50	(c) 51-100				
0701-TRANSMISSION SHAFTS-CONTINUED															
P-H	2520-734-678C	GEAR: THIRD SPEED GASOLINE AND MULTIFUEL 7346780 (19207)	AA,AB	EA	1		*	*	*	4	10	45	11		
P-H	2520-971-5022	GEAR,HELICAL: MAINSHAFT THIRD SPEED DIESEL 8712206 (19207)	AC	EA	1		*	*	*	4	10	45	11		
P-H	5340-734-6787	RING,RETAINING: SECOND AND THIRD SPEED CLUTCH GEAR 7346787 (19207)	A	EA	1		*	*	*	6	10	45	12		
P-H	2520-734-7587	SYNCHRONIZER: SECOND AND THIRD SPEED GEAR 7347587 (19207)	A	EA	1		*	*	*	4	10	45	13		
P-H	2520-734-6748	GEAR,TRANSMISSION: SECOND AND THIRD SPEED CLUTCH 7346748 (19207)	A	EA	1		*	*	*	4	10	45	14		
P-H	2520-734-6741	GEAR,HELICAL: SECOND SPEED 7346741 (19207)	A	EA	1		*	*	*	4	10	45	15		
P-H	2520-562-043C	SHAFT,MAIN,TRANSMISSION: 7376164 (19207)	A	EA	1		*	*	*	4	10	45	16		
P-H	2520-734-674C	GEAR,SPUR: FIRST SPEED AND REVERSE 7346740 (19207)	A	EA	1		*	*	*	4	10	45	17		
P-H	5315-167-1814	PIN,COTTER: MAIN SHAFT 590185 (21450)	A	EA	1		*	*	*	6	10	45	18		
P-H	5310-262-6121	NUT,SLOTTED,HEXAGON: COMPANION FLANGE 5141287 (19207)	A	EA	1		*	*	*	6	10	45	19		
P-H	2520-734-7596	FLANGE: COMPANION 7347596 (19207)	A	EA	1		*	*	*	3	5	45	20		
P-H	2520-734-7595	SLINGER: TRANSMISSION MAIN SHAFT 7347595 (19207)	A	EA	1		*	*	*	4	10	45	21		
X2-H		RING: MAIN SHAFT 8711338 (19207)	A	EA	1		*	*	*			45	22		
P-H	3110-155-676C	BEARING,BALL,ANNULAR: MAIN SHAFT 102231R91 (31007)	A	EA	1		*	*	*	4	10	45	23		
P-H	2620-051-5306	GEAR KIT,HELICAL 5703995 (19207) CONSISTING OF: 2520-734-752C1-GEAR,HELICAL 7347520 (19207) 2520-692-61811-GEAR, DRIVE 833622 (19207)	AA,AB	EA	1		*	*	*	10	20		43 45	3 3	
0703-TRANSMISSION CLUTCH AND CLUTCH CONTROLS															
P-F	5330-737-6584	GASKET: HOUSING TO ENGINE FLYWHEEL HOUSING 7376584 (19207)	A	EA	1	*	*	*	*	*	*	15	100	46	1

(1) SMR Code	(2) Federal Stock Number	(3) DESCRIPTION	(4) UNIT of meas	(5) Qty	(6) 30-day DS maint allowance in Unit	(7) 30-day GS maint allowance	(8) 1-yr alw	(9) Depot alw	(10) Illustration Figure	(a) per equip	(b) per equip	(c) No.	(b) Item No.
Reference Number & Mfr. Code			Usable On Code			(a)	(b)	(c)	(a)	(b)	(c)		
						1-20	21-50	51-100	1-20	21-50	51-100	gcy	
0703-TRANSMISSION CLUTCH AND CLUTCH CONTROLS-CONTINUED													
P-F	2520-734-8769	HOUSING,CLUTCH: 7348769 (19207)	A	EA	1	* * *	* * *	* * *	2	5	46		2
P-O	5340-752-0976	PLUG,EXPANSION: LEVER SHAFT HOLE 7520976 (19207)	A	EA	1	* * *	* * *	* * *	6	10	46		3
P-F	2520-318-4310	GASKET: TRANSMISSION TO CLUTCH HOUSING (COMPONENT OF GASKET SET, FSN 2520-692-6183 8333623 (19207)	A	EA	1	* * *	* * *	* * *	10		46		4
P-O	4730-278-4216	ELBOW,PIPE: CLUTCH RELEASE SHAFT 7337759 (19207)	A	EA	2	* * *	* * *	* * *	*	10	46		5
P-O	4730-288-8497	CUP GREASE: CLUTCH RELEASE SHAFT 112465 (12204)	A	EA	2	* * *	* * *	* * *	4	10	46		6
P-O	2520-752-0957	GASKET: INSPECTION HOLE COVER (COMPONENT OF GASKET SET, FSN 2520-692-6183 7520957 (19207)	A	EA	1	* * *	* * *	* * *	15		46		7
P-O	2520-752-0956	COVER PLATE,ACCESS: INSPECTION HOLE 7520956 (19207)	A	EA	1	* * *	* * *	* * *	2	5	46		8
P-O	5306-637-4914	BOLT,MACHINE: COVER PLATE MS35297-34 (96906)	A	EA	6	* * *	* * *	* * *	6	10	46		9
P-O	5310-407-9566	WASHER,LOCK: COVER PLATE MS35338-45 (96906)	A	EA	6	* * *	* * *	* * *	6	10	46		10
P-O	5330-286-6815	SEAL,PLAIN ENCASED: LEVER SHAFT HOLE 500021 (21450)	A	EA	1	* * *	* * *	* * *	10	20	46		11
P-F	5310-010-3030	NUT,PLAIN,HEXAGON: TRANSMISSION CLUTCH HOUSING MS35690-1024 (96906)	A	EA	7	* * *	* * *	* * *	6	10	46		12
P-F	5310-010-3325	WASHER,LOCK: TRANSMISSION CLUTCH HOUSING MS35338-12 (96906)	A	EA	7	* * *	* * *	* * *	6	10	46		13
P-F	5307-207-2642	STUD,PLAIN: CLUTCH, HOUSING 8333625 (19207)	A	EA	7	* * *	* * *	* * *	6	10	46		14
0704-TRANSMISSION TOP COVER ASSEMBLY													
P-O	5355-350-2457	KNOB: GEAR SHIFT HAND LEVER A167632 (19207)	A	EA	1	* * *	* * *	* * *	4	10	47		1
P-F	2520-040-2243	LEVER: GEAR SHIFTER 7376092 (19207)	A	EA	1	* * *	* * *	* * *	3	5	47		2
P-F	2520-737-6173	BOOT,DUST AND MOISTURE: GEAR SHIFT LEVER 7376173 (19207)	A	EA	1	* * *	* * *	* * *	6	10	47		3

(1) SMR Code	(2) Federal Stock Number	(3) DESCRIPTION	(4) UNIT of meas	(5) Qty inc. in Unit	(6) 30-day DS allowance	(7) 30-day GS allowance	(8) 1-yr alw	(9) Depot alw	(10) Illustration	(a) Figure No.	(b) Item No.				
Reference Number & Mfr. Code			Usable On Code			(a) 1-20	(b) 21-50	(c) 51-100	(a) 1-20	(b) 21-50	(c) 51-100				
0704-TRANSMISSION TOP COVER ASSEMBLY-CONTINUED															
P-F	5340-699-8459	RING,RETAINING: SHIFT LEVER SUPPORT SPRING 7521095 (19207)	A	EA	1	*	*	*	*	*	*	6	10	47	4
P-F	2520-692-6075	SPRING,HELICAL COMPRESSION: GEAR SHIFT HAND LEVER EXTENSION 7521102 (19207)	A	EA	1	*	*	*	*	*	*	6	10	47	5
P-F	2520-752-1096	SEAT: HAND LEVER SUPPORT SPRING 7521096 (19207)	A	EA	1	*	*	*	*	*	*	4	8	47	6
P-F	5315-033-6002	PIN,STRAIGHT,HEADLESS: SHIFTER SHAFT INTERLOCK 7347594 (19207)	A	EA	1	*	*	*	*	*	*	6	10	47	7
P-F	2520-040-2244	RETAINER: SHIFTR LEVER 7376093 (19207)	A	EA	1	*	*	*	*	*	*	8	10	47	8
P-F	5305-018-0147	SCREW,CAP,HEXAGON: SHIFTER HOUSING MS35297-87 (96906)	A	EA	6	*	*	*	*	*	*	6	10	47	9
P-F	5310-209-0965	WASHER,LOCK: SHIFTER HOUSING MS35338-47 (96906)	A	EA	6	*	*	*	*	*	*	6	10	47	10
P-F	2520-040-2251	COVER: SHIFTER HOUSING 7376165 (19207)	A	EA	1	*	*	*	*	*	*	6	10	47	11
P-F	5310-834-8734	NUT,PLAIN,HEXAGON: REVERSE AND FIRST GEAR FINGER MS35691-37 (96906)	A	EA	1	*	*	*	*	*	*	6	10	47	12
P-F	5310-584-5272	WASHER,LOCK: REVERSE AND FIRST GEAR FINGER MS35338-48 (96906)	A	EA	1	*	*	*	*	*	*	6	10	47	13
P-F	5315-033-6003	PIN,GROOVED HEADED: REVERSE AND FIRST SPEED SHIFT FINGER PLUNGER 7346737 (19207)	A	EA	2	*	*	*	*	*	*	6	10	47	14
P-F	2520-397-6543	SHIFT FINGER: REVERSE AND FIRST GEAR 7367167 (19207)	A	EA	1	*	*	*	*	*	*	8	10	47	15
P-F	5330-734-7590	GASKET: GEAR SHIFT HOUSING COVER (COMPONENT OF GASKET SET, FSN 2520-692-6183 7347590 (19207)	A	EA	1	*	*	*	*	*	*	15		47	16
P-F	5306-637-1862	BOLT,SHOULDER: REVERSE AND FIRST GEAR SHIFT FINGER 7376162 (19207)	A	EA	1	*	*	*	*	*	*	6	10	47	17
P-F	5310-800-0695	WASHER,LOCK: SHIFTER HOUSING MS35335-39 (96906)	A	EA	1	*	*	*	*	*	*	6	10	47	18
P-F	5305-737-6095	SET SCREW: SHIFT LEVER RETAINER 7376095 (19207)	A	EA	1	*	*	*	*	*	*	6	10	47	19



(1) SMR Code	(2) Federal Stock Number	(3) DESCRIPTION	(4) UNIT of meas	(5) Qty	(6) 30-day DS maint allowance in Unit	(7) 30-day GS maint allowance	(8) 1-yr alw	(9) Depot alw	(10) Illustration	(a) 100 equip cnt-	(b) per 100 equip	(c) Figure No.	(b) Item No.
Reference Number & Mfr. Code			Usable On Code			(a)	(b)	(c)	(a)	(b)	(c)		
						1-20	21-50	51-100	1-20	21-50	51-100	gcy	
0704-TRANSMISSION TOP COVER ASSEMBLY-CONTINUED													
P-F	5305-269-3213	SCREW,CAP,HEXAGON: HOUSING MS90725-62 (96906)	A	EA	14	* * *	* * *	* * *	6	10	48		1
P-F	5310-637-9541	WASHER,LOCK: HOUSING MS35338-46 (96906)	A	EA	14	* * *	* * *	* * *	6	10	18		2
P-F	3110-183-9164	BALL,BEARING: SHIFTER HOUSING MS19060-26 (96906)	A	EA	3	* * *	* * *	* * *	6	10	48		3
P-F	2520-606-3047	SPRING,HELICAL COMPRESSION: SHIFT ROD 7000259 (19207)	A	EA	3	* * *	* * *	* * *	6	10	48		4
P-F	2520-457-3523	SHIFTER FORK: REVERSE AND FIRST SPEED SHIFTER ROD 7347518 (19207)	A	EA	1	* * *	* * *	* * *	8	10	48		5
P-F	2520-219-5067	ROD,SHIFT,REVERSE: REVERSE AND FIRST SPEED 7376094 (19207)	A	EA	1	* * *	* * *	* * *	8	10	48		6
P-F	2520-734-7598	SHIFTER FORK: SECOND AND THIRD SPEED SHIFTER SHAFT 7347598 (19207)	A	EA	1	* * *	* * *	* * *	8	10	48		7
P-F	2520-734-6730	SHAFT,TRANSMISSION: SECOND AND THIRD SPEED GEAR 7346730 (19207)	A	EA	1	* * *	* * *	* * *	8	10	48		8
P-F	2520-457-0447	INTERLOCK: IDLER SHAFT 7347715 (19207)	A	EA	2	* * *	* * *	* * *	8	10	48		9
P-F	2520-734-6731	SHAFT,TRANSMISSION: FOURTH AND FIFTH SPEED GEAR 7346731 (19207)	A	EA	1	* * *	* * *	* * *	8	10	48		10
P-F	2520-734-7599	SHIFTER FORK: FOURTH AND FIFTH SPEED GEAR 7347599 (19207)	A	EA	1	* * *	* * *	* * *	8	10	48		11
P-F	5305-270-7339	SETSCREW: SHIFTER SHAFT FORK AND BRACKET A214774 (21450)	A	EA	5	* * *	* * *	* * *	6	10	48		12
P-F	2520-734-6735	BRACKET,TRANSMISSION: SECOND AND THIRD SPEED 7346735 (19207)	A	EA	1	* * *	* * *	* * *	4	8	48		13
P-F	2520-734-6734	BRACKET,TRANSMISSION: REVERSE AND FIRST SPEED SHIFTING SHAFT 7346734 (19207)	A	EA	1	* * *	* * *	* * *	4	8	48		14
P-O	4820-726-4719	VALVE ASSEMBLY,AIR: 5196397 (19207)	A	EA	1	* * *	* * *	* * *	4	10	48		15
P-F	2520-040-2254	HOUSING: TRANSMISSION 7376174 (19207)	A	EA	1	* * *	* * *	* * *	4	10	48		16

(1) SMR Code	(2) Federal Stock Number	(3) DESCRIPTION	(4) UNIT of meas	(5) Qty in Unit	(6) 30-day DS allowance	(7) 30-day GS allowance	(8) 1-yr alw equip	(9) Depot alw per 100 equip	(10) Illustration Figure No.	(a) No.	(b) Item No.				
Reference Number & Mfr. Code			Usable On Code			(a)	(b)	(c)	(a)	(b)	(c)				
						1-20	21-50	51-100	1-20	21-50	51-100				
0704-TRANSMISSION TOP COVER ASSEMBLY-CONTINUED															
P-F	5330-040-2253	GASKET: GEAR SHIFT HOUSING (COMPONENT OF GASKET SET FSN 2520-692-6183 7376172 (19207)	A	EA	1	*	*	*	*	*	*	15	48	17	
P-O	5340-810-0611	PLUG, EXPANSION: REVERSE AND FIRST SPEED SHIFTING ROD HOLE MS35648-6 (96906)	A	EA	3	*	*	*	*	*	*	6	10	48	18
P-F	5315-033-6003	PIN, GROOVED, HEADED: 7346737 (19207)	A	EA	1	*	*	*	*	*	*	6	10	48	19
P-F	2520-734-6732	SPRING, HELICAL COMPRESSION: REVERSE AND FIRST SPEED SHIFT FINGER PLUNGER 7346732 (19207)	A	EA	1	*	*	*	*	*	*	6	10	48	20
P-F	2520-392-3561	RETAINER, POPPET: FINGER PLUNGERSPRING 2770M (50513)	A	EA	1	*	*	*	*	*	*	6	10	48	21
P-F	5305-071-2234	SCREW, CAP, HEXAGON: POPPET VALVE MS90725-17 (96906)	A	EA	4	*	*	*	*	*	*	6	10	48	22
P-F	5305-267-8979	SCREW, CAP, HEXAGON: POPPET VALVE MS90726-13 (96906)	A	EA	4	*	*	*	*	*	*	6	10	48	23
P-F	5310-550-1130	WASHER, LOCK: POPPET VALVE MS35333-40 (96906)	A	EA	4	*	*	*	*	*	*	6	10	48	24
P-F	2520-832-7103	GASKET: MOUNTING CONTROL VALVE 8327103 (19207)	A	EA	2	*	*	*	*	*	*	15	100	48	25
P-F	5330-579-791	PACKING, PREFORMED: MOUNTING CONTROL VALVE MS28775-217 (96906)	A	EA	2	*	*	*	*	*	*	15	40	48	26
P-F	2530-832-7013	VALVE ASSEMBLY TWIN POPPET: 8327013 (19207)	A	EA	1	*	*	*	*	*	*	8	10	49	1
X2-F		MANIFOLD: 8327108 (19207)	A	EA	1	*	*	*	*	*	*			49	2
P-F	4730-277-5684	ELBOW: MANIFOLD 121619 (21450)	A	EA	1	*	*	*	*	*	*	4	8	49	3
P-F	2520-413-8953	GASKET: MANIFOLD 8327106 (19207)	A	EA	4	*	*	*	*	*	*	15	100	49	4
P-F	5310-655-7149	WASHER, FLAT: SPRING MS15795-216 (96906)	A	EA	2	*	*	*	*	*	*	6	10	49	5
P-F	3950-260-4071	SPRING HELICAL, COMPRESSION: 8327105 (19207)	A	EA	2	*	*	*	*	*	*	6	10	49	6
P-F	5330-361-6781	SEAL, PLAIN: VALVE BODY N10919C (40342)	A	EA	2	*	*	*	*	*	*	6	12	49	7
P-F	4730-069-1187	ELBOW, PIPE TO TUBE: MS39182-3 (96906)	A	EA	3	*	*	*	*	*	*	4	8	49	8

(1) SMR Code	(2) Federal Stock Number	(3) DESCRIPTION	(4) UNIT of meas	(5) Qty in Unit	(6) 30-day allowance in	(7) DS maint allowance	(8) 30-day GS maint allowance	(9) 1-yr alw per 100 cnt-	(10) Depot alw equip	(11) Illustration Figure No.	(12) Illustration Item No.	
Reference Number & Mfr. Code			Usable On Code			(a)	(b)	(c)	(a)	(b)	(c)	gcy
0704-TRANSMISSION TOP COVER ASSEMBLY-CONTINUED												
P-F	3810-353-1982	BODY,POPPET VALVE: 8327020 (19207)	A	EA	2	*	*	*	*	*	*	2 5 49 9
P-F	5330-361-6780	SEAL,PLAIN ENCASED: VALVE PLUNGER N11833 (40342)	A	EA	2	*	*	*	*	*	*	6 12 49 10
P-F	2520-832-7019	BODY,SHIFT: VALVE POPPET UPPER HALF (COMPONENT OF POPPET VALVE BODY KIT, FSN 2520-537-9885 8327019 (19207)	A	EA	2	*	*	*	*	*	*	6 49 11
P-F	2530-699-8471	SPRING,HELICAL,COMPRESSION: POPPET VALVE PLUNGER 8329525 (19207)	A	EA	2	*	*	*	*	*	*	6 10 49 12
P-F	3810-353-1983	PLUNGER AND BALL,POPPET: SHIFT BODY 8327021 (19207)	A	EA	2	*	*	*	*	*	*	8 10 49 13
X1		WASHER,FLAT: PLUNGER 8327100 (19207)			2							49 14
P-F	4820-361-6782	RING,SNAP: PLUNGER 8327101 (19207)	A	EA	2	*	*	*	*	*	*	6 10 49 15
P-F	5330-640-9613	PACKING,PREFORMED: TEE FITTING TO SHIFT BODY AN6227B7 (88044)	A	EA	2	*	*	*	*	*	*	6 10 49 16
P-F	4730-832-7107	TEE,FITTING: SHIFT BODY 8327107 (19207)	A	EA	1	*	*	*	*	*	*	6 10 49 17
NON-ILLUSTRATED												
P-O	5310-834-8732	NUT,HEXAGON: LEVER KNOB MS35691-33 (96906)	A	EA	1	*	*	*	*	*	*	4 10
P-F	5315-040-2246	PIN STRAIGHT HEADLESS: ROCKER SHIFT LEVER, USED ON OLD TYPE TRANSMISSION 7376096 (19207)	A	EA	1	*	*	*	*	*	*	6 10
P-F	5340-050-1588	PLUG,EXPANSION: INTERLOCK HOLE 501588 (21450)	A	EA	1	*	*	*	*	*	*	8 10
P-F	2520-537-9885	KIT,POPPET VALVE BODY: 8333404 (19207) CONSISTING OF: 2520-832-7019 2-BODY 8327019 (19207) 5330-530-2256 2-PACKING PREFORMED N11728AF (40342) 2-WASHER N2352 (40342)	A	EA	V	*	*	*	*	*	*	20   49 N/I N/I

(1)	(2)	(3)	(4)	(5)	(6)	(7)	(8)	(9)	(10)			
SMR Code	Federal Stock Number	DESCRIPTION	UNIT of meas	Qty inc. in Unit	30-day allowance	DS maint allowance	30-day GS maint allowance	1-yr alw	Depot maint alw	Illustration No.	Figure (a)	Item No. (b)
		Reference Number & Mfr. Code	Usable On Code		(a)	(b)	(c)	(a)	(b)	(c)	per 100 cnt-	equip 100 No.
		GROUP 08-TRANSFER AND FINAL DRIVE ASSEMBLIES			1-20	21-50	51-100	1-20	21-50	51-100	gcy	
		0801-POWER TRANSFER AND FINAL DRIVE ASSEMBLIES										
		NOTE. SEE GROUP 3301 FOR LISTING OF TRANSFER CONTAINER PARTS										
P-F-S	2520-089-377	TRANSFER ASSEMBLY WITH CONTAINER: SHIPPING AND STORAGE 5702826 (19207)	A	EA	1	*	*	*	*	*	10	20 50 1
P-F-S	2520-086-337	TRANSFER ASSEMBLY WITH FLANGES: 7748580 (19207)	A	EA	1	*	*	*	*	*		50 2
P-F	2520-040-225	SUPPORT: TRANSFER ASSEMBLY 7376177 (19207)	A	EA	1	*	*	*	*	*	4	10 51 1
P-F	5305-940-951	SCREW,CAP,HEXAGON: SUPPORT MS51106-421 (96906)	A	EA	3	*	*	*	*	*	6	10 51 2
P-F	5310-531-912	WASHER,FLAT: SUPPORT 7418962 (19207)	A	EA	3	*	*	*	*	*	6	10 51 3
P-F	5340-741-106	MOUNT,RESILIENT: SUPPORT 7411068 (19207)	A	EA	6	*	*	*	*	*	4	10 51 4
P-F	2520-737-624	SUPPORT,TRANSFER CASE: 7376240 (19207)	B,BF,CA,CB DA,DB,FA,FB, HA,BE,IA,BD	EA	3	*	*	*	*	*	4	10 51 5
P-F	5310-275-204	NUT,SELF-LOCKING,HEXAGON: TRANSFER SUPPORT MS20365-8200 (96906)	A	EA	6	*	*	*	*	*	6	10 51 6
P-F	5320-018-951	RIVET,SOLID: TRANSFER SUPPORT 189510 (21450)	A	EA	9	*	*	*	*	*	6	10 51 7
P-F	5305-044-550	SCREW,CAP,HEXAGON: SUPPORT MS90725-160 (96906)	A	EA	7	*	*	*	*	*		51 8
P-F	5310-012-157	WASHER,LOCK: SUPPORT MS35338-31 (96906)	A	EA	7	*	*	*	*	*	6	10 51 9
P-F	2520-040-225	SUPPORT: 7376178 (19207)	A	EA	1	*	*	*	*	*	4	10 51 10
X1		GASKET: INPUT SHAFT REAR BEARING COVER (COMPONENT OF GASKET SET FSN 2520-734-6775 7375291 (78500)	A		1							52 1
P-F	5310-584-527	WASHER,LOCK: REAR BEARING MS35338-48 (96906)	A	EA	4	*	*	*	*	*	6	10 52 2

(1) SMR Code	(2) Federal Stock Number	(3) DESCRIPTION	(4) UNIT of meas	(5) Qty in Unit	(6) 30-day DS maint allowance	(7) 30-day GS maint allowance	(8) 1-yr alw	(9) Depot alw	(10) Illustration	(b) Item		
Reference Number & Mfr. Code			Usable On Code			(a) 1-20	(b) 21-50	(c) 51-100	(a) 1-20	(b) 21-50	(c) 51-100	gcy
0801-POWER TRANSFER AND FINAL DRIVE ASSEMBLIES-CONTINUED												
P-F	2520-734-6760	COVER, PLATE, ACCESS: REAR BEARING 7346760 (19207)	BG, BF, CA, CB, DA, DB, EA, EC, FA, FB, GA, GB, BE, 1A	EA	1	*	*	*	*	*	*	2 5 52 3
P-F	5305-053-8993	SCREW, CAP, HEXAGON HEAD: REAR BEARING COVER MS90725-112 (96906)	A	EA	2	*	*	*	*	*	*	6 10 52 4
P-F	5310-209-0965	WASHER, LOCK: ACCESS PLATE COVER MS35338-47 (96906)	BG, BF, CA, CB, DA, DB, EA, EC, FA, FB, BE	EA	12	*	*	*	*	*	*	6 10 52 5
P-F	5306-226-4827	SCREW, CAP, HEXAGON HEAD: ACCESS COVER PLATE CASE MS90728-34 (96906)	BG, BF, CA, CB, DA, DB, EA, EC, FA, FB, BE	EA	6	*	*	*	*	*	*	6 10 52 6
P-F	2520-734-6757	SUPPORT, TRANSFER CASE: REAR BEARING 7347657 (19207)	A	EA	1	*	*	*	*	*	*	4 10 52 7
P-F	5330-236-6604	SEAL, PLAIN ENCASED: TRANSFER CASE SUPPORT MS51911-48-2 (96906)	A	EA	1	*	*	*	*	*	*	6 100 52 8
P-F	5305-071-1788	SCREW, CAP, HEXAGON HEAD: TRANSFER CASE SUPPORT MS90728-87 (96906)	A	EA	6	*	*	*	*	*	*	6 10 52 9
X1		SHIM: .003 REAR OUTPUT SHAFT REAR BEARING (COMPONENT OF KIT, REPAIR TRANSFER, FSN 2520-737-5247) 7375297 (19207)	A		3							52 10
X1		SHIM: .005 REAR OUTPUT SHAFT REAR BEARING (COMPONENT OF KIT, REPAIR, TRANSFER, FSN 2520-737-5247) 2803N1470 (78500)	A		3							52 10
X1		SHIM: .003 REAR OUTPUT SHAFT REAR BEARING (COMPONENT OF KIT, REPAIR, TRANSFER, FSN 2520-737-5247) 2803P1472 (78500)	A		1							52 10
P-F	5305-071-2072	SCREW, CAP, HEXAGON HEAD: REAR BEARING COVER MS90728-116 (96906)	A	EA	2	*	*	*	*	*	*	6 10 52 11
P-F	2520-734-6759	COVER, TRANSFER CASE: 7346759 (19207)	A	EA	1	*	*	*	*	*	*	3 5 52 12
P-F	2520-734-6751	SHIM, TRANSFER CASE: 0.003 REAR BEARING, (COMPONENT OF KIT, REPAIR, TRANSFER, FSN 2520-737-5247) 7346751 (19207)	A	EA	3	*	*	*	*	*	*	15 52 13
P-F	2520-734-6752	SHIM, TRANSFER CASE: 0.005 REAR BEARING (COMPONENT OF KIT, REPAIR, TRANSFER, FSN 2520-737-5247) 7346752 (19207)	A	EA	4	*	*	*	*	*	*	15 52 13

(1)	(2)	(3)				(7)				(8)	(9)	(10)			
SMR Code	Federal Stock Number	DESCRIPTION	UNIT of meas	Qty inc in Unit	30-day allowance	DS maint	30-day allowance	GS maint	1-yr alw	Depot alw	Illustration	Figure	Item		
Reference Number & Mfr. Code			Usable On Code			(a)	(b)	(c)	(a)	(b)	(c)	gcy	(a)	(b)	
						1-20	21-50	51-100	1-20	21-50	51-100	equip cnt-	100 equip	No.	No.
0801-POWER TRANSFER AND FINAL DRIVE ASSEMBLIES-CONTINUED															
P-F	2520-734-6753	SHIM,TRANSFER CASE: 0.0030 REAR BEARING (COMPONENT OF KIT, REPAIR, TRANSFER, FSN 2520-737-5247) 7346753 (19207)	A	EA	1	*	*	*	*	*	*	15	52	13	
P-F	5315-699-8460	PIN,STRAIGHT HEADLESS:REAR BEARING RETAINER 7521237 (19207)	A	EA	1	*	*	*	*	*	*	6	10	52	14
P-O	4730-954-1281	PLUG: TRANSFER CASE MS49005-4 (96906)	A	EA	1	*	*	*	*	*	*	8	10	52	15
P-O	4730-045-9835	PLUG,PIPE,MAGNETIC: DRAIN MS49006-14 (96906)	A	EA	1	*	*	*	*	*	*	8	10	52	16
P-F	2520-741-1067	CASE ASSEMBLY,TRANSFER: 7411067 (19207)	A	EA	1	*	*	*	*	*	*	3	5	53	1
X1		HOUSING: TRANSFER CASE 7375245 (19207)	A		1								53	2	
X1		GASKET: TRANSFER, CASE COVER (COMPONENT OF GASKET SET, FSN 2520-734-6775) 7375246 (19207)	A		1								53	3	
P-F	5315-010-0360	PIN: TRANSFER CASE 100360 (24617)	A	EA	1	*	*	*	*	*	*	6	10	53	4
X1		COVER: TRANSFER CASE 8758286 (19207)	A		1								53	5	
P-F	4820-287-6119	VALVE,AIR PRESSURE RELIEF: 43-8575-045-010 (81336)	A	EA	1	*	*	*	*	*	*	6	10	53	6
X2-F		PIN: TRANSFER CASE COVER 7521442 (19207)	A	EA	1	*	*	*	*	*	*		53	7	
P-F	5305-022-4048	SCREW,CAP,HEXAGON HEAD: COVER FFS85 (81348)	A	EA	19	*	*	*	*	*	*	6	10	53	8
P-F	5310-209-0965	WASHER,LOCK: COVER MS35338-47 (96906)	A	EA	19	*	*	*	*	*	*	6	10	53	9
P-F	5310-880-7745	NUT,PLAIN,HEXAGON: COVER TO HOUSING MS51968-11 (96906)	A	EA	19	*	*	*	*	*	*	6	10	53	10
P-F	5306-208-7375	BOLT, MACHINE: HIGH AND LOW RANGE SHIFTER SHAFT 1DX506 (78500)	A	EA	1	*	*	*	*	*	*	6	10	53	11
X2-F		PLATE: HOUSING 7346761-(19207)	A	EA	1	*	*	*	*	*	*		53	12	
P-F	5305-558-4181	SCREW,CAP,HEXAGON: PLATE TO HOUSING MS90728-59 (96906)	A	EA	4	*	*	*	*	*	*	6	10	53	13

(1)	(2)	(3)	(4)	(5)	(6)	(7)	(8)	(9)	(10)					
SMR Code	Federal Stock Number	DESCRIPTION	UNIT of meas	Qty in Unit	30-day DS allowance	30-day GS allowance	1-yr alw equip	Depot alw per 100 equip	Illustration No.	Figure No.	(a)	(b)	(b)	
		Reference Number & Mfr. Code			(a)	(b)	(c)	(a)	(b)	(c)	Usable On Code			
					1-20	21-50	51-100	1-20	21-50	51-100	gcy			
		0801-POWER TRANSFER AND FINAL DRIVE ASSEMBLIES-CONTINUED												
P-F	2520-292-0046	GASKET: TOP COVER 7375294 (78500)	A	EA	1	*	*	*	*	*	15	100	53	14
P-F	5305-734-6774	BOLT,MACHINE: SHIFTER SHAFT DETENT BALL SPRING 7346774 (19207)	A	EA	1	*	*	*	*	*	6	10	53	15
X2-F		WASHER: SHAFT DETENT BALL SPRING MS3533-27 (96906)	A	EA	1	*	*	*	*	*			53	16
P-F	2520-563-5523	GASKET: INPUT SHAFT FRONT BEARING COVER (COMPONENT OF GASKET SET, FSN 2520-734-6775) 7375292 (19207)	A	EA	1	*	*	*	*	*	15		53	17
P-F	2520-734-6758	COVER ASSEMBLY WITH OIL SEAL: FRONT BEARING 7346758 (19207)	A	EA	1	*	*	*	*	*	3	5	53	18
P-F	2520-035-5457	CAP,INPUT,SHAFT,FRONT: TRANSFER CASE COVER TD3866V568 (78500)	A	EA	1	*	*	*	*	*	3	5	53	19
P-F	5310-209-0965	WASHER,LOCK: INPUT CAP TO COVER MS35338-47 (96906)	A	EA	16	*	*	*	*	*	6	10	53	20
P-F	5305-071-1788	SCREW,CAP,HEXAGON HEAD: INPUT CAP TO COVER MS90728-87 (96906)	A	EA	16	*	*	*	*	*	6	10	53	21
P-F	5330-291-1654	SEAL,PLAIN ENCASED: REAR BEARING COVER 100066R91 (31007)	A	EA	2	*	*	*	*	*	20	200	53	22
P-F	2520-563-5524	GASKET: FRONT AXLE OUTPUT SHAFT GEAR CASE (COMPONENT OF GASKET SET, FSN 2520-734-6775) 7375293 (78500)	A	EA	1	*	*	*	*	*	15		53	23
P-F	2520-927-9388	HOUSING,FRONT TRANSMISSION: COVER 8758324 (19207)	A	EA	1	*	*	*	*	*	3	5	53	24
X1		CASE: FRONT OUTPUT SHAFT TD3875D316 (81336)	A		1								53	25
P-F	2520-734-6756	CYLINDER ASSEMBLY, TRANSFER: DECLUTCH SHIFTER FORK 7346756 (19207)	A	EA	1	*	*	*	*	*	8	10	53	26
P-O	4730-014-3970	PLUG,PIPE: FRONT OUTPUT CASE FILLER 143970 (21450)	A	EA	1	*	*	*	*	*	6	10	53	27
P-F	5315-059-0184	PINK COTTER: SHAFT MS24665-361 (96906)	A	EA	1	*	*	*	*	*	6	10	54	1
P-F	5310-492-9631	NUT,SLOTTED,HEXAGON: SHAFT 5143813 (76040)	A	EA	1	*	*	*	*	*	6	10	54	2

(1) SMR Code	(2) Federal Stock Number	(3) DESCRIPTION	(4) UNIT of meas	(5) Qty inc. in Unit	(6) 30-day DS maint allowance	(7) 30-day GS maint allowance	(8) 1-yr alw	(9) Depot equip per 100	(10) Illustration Figure No.	(b) Item No.					
Reference Number & Mfr. Code			Usable On Code			(a) 1-20	(b) 21-50	(c) 51-100	(a) 1-20	(b) 21-50	(c) 51-100				
0801-POWER TRANSFER AND FINAL DRIVE ASSEMBLIES-CONTINUED															
P-F	5310-188-4199	WASHER, FLAT: SHAFT 15235 (76894)	A	EA	1	*	*	*	*	*	*	6	10	54	3
P-F	2520-734-6802	FLANGE, COMPANION WITH SLINGER: INPUT SHAFT 7346802 (19207)	A	EA	1	*	*	*	*	*	*	8	10	54	4
P-F	2520-734-7596	FLANGE: SHAFT 7347596 (19207)	A	EA	1	*	*	*	*	*	*	3	5	54	5
P-F	2520-734-7595	SLINGER: SHAFT 7647595 (19207)	A	EA	1	*	*	*	*	*	*	6	10	54	6
P-F	3110-555-5337	BEARING, BALL, ANNULAR: INPUT SHAFT, FRONT 5311GQ6A7 (38443)	A	EA	1	*	*	*	*	*	*	6	10	54	7
P-F	5340-033-6014	SPACER, RING: LOW RANGE GEAR 7375253 (19207)	A	EA	1	*	*	*	*	*	*	6	10	54	8
P-F	3110-155-6755	BEARING, BALL, ANNULAR: INPUT SHAFT A161589 (19207)	A	EA	4	*	*	*	*	*	*	8	10	54	9
P-F	2520-737-5252	SPACER, SLEEVE: LOW RANGE GEAR (1), SHAFT (1) 7375252 (19207)	A	EA	2	*	*	*	*	*	*	6	10	54	10
P-F	2520-953-9909	GEAR, HELICAL: LOW RANGE 7748587 (19207)	A	EA	1	*	*	*	*	*	*	8	10	54	11
P-F	2520-734-6755	COLLAR: SHIFTER CLUTCH 7346755 (19207)	A	EA	1	*	*	*	*	*	*	6	10	54	12
P-F	2520-953-9907	SHAFT, SHOULDERED: 7748585 (19207)	A	EA	1	*	*	*	*	*	*	8	10	54	13
P-F	2520-064-6372	GEAR, HELICAL: HIGH RANGE 7748588 (19207)	A	EA	1	*	*	*	*	*	*	8	10	54	14
P-F	5310-033-6015	WASHER, FLAT: HIGH RANGE GEAR BEARING 7375254 (19207)	A	EA	1	*	*	*	*	*	*	6	10	54	15
P-F	3110-155-6742	BEARING, BALL, ANNULAR: SHAFT A229587 (21450)	A	EA	1	*	*	*	*	*	*	8	10	54	16
P-F	5340-737-5285	RING, RETAINING: REAR BEARING 7375285 (19207)	A	EA	1	*	*	*	*	*	*	6	10	54	17
X2-F		SCREW, MACHINE: SHAFT 428997 (21450)	A	EA	4	*	*	*	*	*	*			54	18
P-F	2520-737-5251	WASHER, THRUST: INTERMEDIATE SHAFT 7375251 (19207)	A	EA	2	*	*	*	*	*	*	6	10	54	19
P-F	3110-195-0458	CUP, TAPERED ROLLER BEARING: SHAFT, BEARING 7376471 (19207)	A	EA	2	*	*	*	*	*	*	6	10	54	20
X1		BEARING, TAPERED ROLLER: SHAFT 712210 (21450)	A		2									54	21



(1) SMR Code	(2) Federal Stock Number	(3) DESCRIPTION	(4) UNIT of meas	(5) Qty	(6) 30-day DS allowance in Unit	(7) 30-day GS allowance	(8) 1-yr alw per 100 equip	(9) Depot alw per 100 equip	(10) Illustration Figure No.	(11) Illustration Item No.	
Reference Number & Mfr. Code			Usable On Code			(a)	(b)	(c)	(a)	(b)	(c)
						1-20	21-50	51-100	1-20	21-50	51-100
0801-POWER TRANSFER AND FINAL DRIVE ASSEMBLIES-CONTINUED											
P-F	2520-033-6017	GEAR,HELICAL: HIGH RANGE INTERMEDIATE SHAFT 7346766 (19207)	A	EA	1	* * *	* * *	8	10	54	22
P-F	2520-734-6772	SHAFT,INTERMEDIATE: 7346772 (19207)	A	EA	1	* * *	* * *	8	10	54	23
P-F	5315-850-7038	KEY,WOODRUFF: INTERMEDIATE SHAFT MS35756-105 (96906)	A	EA	2	* * *	* * *	6	10	54	24
P-F	2520-734-6765	GEAR,HELICAL: LOW RANGE 7346765 (19207)	A	EA	1	* * *	* * *	8	10	54	25
P-F	5340-737-5284	RING,RETAINING: INTERMEDIATE SHAFT 7375284 (19207)	A	EA	1	* * *	* * *	6	10	54	26
P-F	2520-734-6767	GEAR,HELICAL: INTERMEDIATE SHAFT 7346767 (19207)	A	EA	1	* * *	* * *	8	10	54	27
P-F	2520-737-5289	FORK,DECLUTCH: FRONT AXLE OUTPUT SHAFT 7375289 (19207)	A	EA	1	* * *	* * *	8	10	55	1
P-F	2520-734-6803	SHAFT: FRONT AXLE SHIFTER DECLUTCH 7346803 (19207)	A	EA	1	* * *	* * *	8	10	55	2
P-F	2520-737-5282	PACKING,PREFORMED: FRONT AXLE DECLUTCH SHIFTER 7375282 (19207)	A	EA	1	* * *	* * *	8	10	55	3
P-F	5310-188-4195	WASHER,FLAT: FRONT AXLE DECLUTCH SHIFTER 1263 (76894)	A	EA	1	* * *	* * *	6	10	55	4
P-F	2520-734-6756	CYLINDER,AIR TRANSFER: DECLUTCH SHIFTER FORK 7346756 (19207)	A	EA	1	* * *	* * *	8	10	55	5
X1		RING: CYLINDER PISTON 8758296 (19207)	A		2					55	6
X1		WASHER,PLAIN: SPRING RETAINER MSP-4X2314 (26009)	A		1					55	7
X1		RETAINER: CYLINDER PISTON 8758291 (19207)	A		2					55	8
X1		SPRING HELICAL: PISTON 8758293 (19207)	A		2					55	9
X1		PISTON: AIR CYLINDER 8758295 (19207)	A		1					55	10
P-F	2520-832-8235	SEAL: AIR SHIFT CYLINDER PISTON 8758294 (19207)	A	EA	2	* * *	* * *	15	30	55	11
P-F	2520-832-7774	GASKET: AIR SHIFT CYLINDER PISTON 10913209 (19207)	A	EA	2	* * *	* * *	15	30	55	12
X1		TUBE: CYLINDER PISTON 8758292 (19207)	A		1					55	13

(1)	(2)	(3)	(4)	(5)	(6)	(7)	(8)	(9)	(10)					
SMR Code	Federal Stock Number	DESCRIPTION	UNIT of meas	Qty in Unit	30-day allowance	DS maint	30-day allowance	GS maint	1-yr alw	Depot alw	Illustration (a) Figure No.	(b) Item No.		
		Reference Number & Mfr. Code	Usable On Code		(a)	(b)	(c)	(a)	(b)	(c)	gcy			
		0801-POWER TRANSFER AND FINAL DRIVE ASSEMBLIES-CONTINUED												
P-F	2520-176-8384	COVER,SHIFT CYLINDER: 8758298 (19207)	A	EA	1	*	*	*	*	*	3	5	55	14
P-F	5310-145-2085	WASHER,KEY: CYLINDER SHIFT COVER 8327009 (19207)	A	EA	4	*	*	*	*	*	6	10	55	15
P-F	5305-071-2231	SCREW CAP HEXAGON: CYLINDER SHIFT COVER MS90725-20 (96906)	A	EA	4	*	*	*	*	*	6	10	55	16
X1		NUT,PLAIN: SHAFT 503356 (21450)	A		1								55	17
X1		WASHER: SHAFT 446212 (31007)	A		1								55	18
P-F	5330-286-6815	SEAL PLAIN ENCASED: HIGH AND LOW RANGE SHIFTER SHAFT 500021 (21450)	A	EA	1	*	*	*	*	*	10	100	55	19
P-F	2520-591-5827	SHAFT, GEAR SHIFT FORK: 7998650 (19207)	A	EA	1	*	*	*	*	*	8	10	55	20
X2-F		BALL,DETENT: GEAR SHIFT FORK SHAFT 104291 (21450)	A	EA	1	*	*	*	*	*			55	21
P-F	5315-276-7703	PIN,STRAIGHT,HEADED: HIGH AND LOW RANGE SHIFTER SHAFT, DETENT BALL 5143782 (19207)	A	EA	1	*	*	*	*	*	6	10	55	22
P-F	2520-692-6085	SPRING,HELICAL COMPRESSION: HIGH AND LOW RANGE SHIFTER SHAFT DETENT BALL 7521387 (19207)	A	EA	1	*	*	*	*	*	6	10	55	23
P-F	5305-695-7174	SETScrew: TRANSFER INPUT AND OUTPUT SHIFTER SHAFTS 7521390 (19207)	A	EA	1	*	*	*	*	*	6	10	55	24
P-F	2520-953-9908	SHIFTER,FORK: HIGH AND LOW RANGE 7748586 (19207)	A	EA	1	*	*	*	*	*	8	10	55	25
P-F	5305-752-1391	SETScrew: TRANSFER INPUT AND OUTPUT SHIFTER SHAFTS 7521391 (19207)	A	EA	1	*	*	*	*	*	6	10	55	26
P-F	5315-059-0184	PIN,COTTER: SHAFT MS24665-361 (96906)	A	EA	1	*	*	*	*	*	8	10	56	1
P-F	5310-492-9631	NUT,SLOTTED,HEXAGON: 5143813 (76040)	A	EA	1	*	*	*	*	*	6	10	56	2
P-F	5310-188-4195	WASHER,FLAT: OUTPUT, SHAFT 15235 (76894)	A	EA	1	*	*	*	*	*	6	10	56	3

(1) SMR Code	(2) Federal Stock Number	(3) DESCRIPTION	(4) UNIT of meas	(5) Qty inc in Unit	(6) 30-day DS allowance	(7) 30-day GS allowance	(8) 1-yr alw per 100	(9) Depot maint alw per 100 equip	(10) Illustration Figure No.	(a) Figure No.	(b) Item No.
Reference Number & Mfr. Code			Usable On Code			(a) 1-20	(b) 21-50	(c) 51-100	(a) 1-20	(b) 21-50	(c) 51-100
0801-POWER TRANSFER AND FINAL DRIVE ASSEMBLIES-CONTINUED											
P-F	2520-734-6802	FLANGE,COMPANION WITH SLINGER: OUTPUT, SHAFT 7346802 (19207)	A	EA	1	* * *	* * *	4	10	56	4
P-F	2520-734-7596	FLANGE: SHAFT 7347596 (19207)	A	EA	1	* * *	* * *	4	10	56	5
P-F	2520-734-7595	SLINGER,OIL: OUTPUT SHAFT 7347595 (19207)	A	EA	1	* * *	* * *	6	10	56	6
P-F	5340-737-6622	SPACER,RING: BEARING 7376622 (19207)	A	EA	1	* * *	* * *	6	10	56	7
P-F	5340-737-5288	RING,RETAINING: BEARING SHAFT 7375288 (19207)	A	EA	2	* * *	* * *	6	10	56	8
P-F	3110-144-8547	BEARING,BALL,ANNULAR: SPRAG 700084 (19207)	A	EA	1	* * *	* * *	6	10	56	9
P-F	5340-033-6009	SPACER,RING: SPRAG 7375260 (19207)	A	EA	1	* * *	* * *	6	10	56	10
P-F	2520-741-7951	SPRAG ASSEMBLY: 7417951 (19207)	A	EA	1	* * *	* * *	8	10	56	11
X1		RING: RACE 8758290 (19207)	A		2					56	12
P-F	2520-040-2237	RACE: 7375290 (19207)	A	EA	2	* * *	* * *	4	10	56	13
P-F	2520-563-5521	SPRAG ASSEMBLY: RACE 737286 (19207)	A	EA	2	* * *	* * *	4	10	56	14
P-F	5310-737-5257	WASHER,TRANSFER,CASE: DRIVE SPRAG RACE 7375257 (19207)	A	EA	1	* * *	* * *	4	10	56	15
P-F	2520-741-7951	RACE,DRIVE SPRAG: 7417951 (19207)	A	EA	1	* * *	* * *	4	10	56	16
P-F	2520-737-5258	SPACER SLEEVE: OUTPUT SHAFT GEAR 7375258 (19207)	A	EA	1	* * *	* * *	6	10	56	17
P-F	3110-100-0603	CUP,TAPERED,ROLLER BEARING: OUTPUT SHAFT GEAR 173105 (24617)	A	EA	1	* * *	* * *	6	10	56	18
P-F	3110-100-3636	CONE AND ROLLERS,TAPERED: OUTPUT SHAFT GEAR 173106 (24617)	A	EA	1	* * *	* * *	6	10	56	19
P-F	2520-734-6768	GEAR,HELICAL:REAR AXLE OUTPUT SHAFT 7346768 (19207)	A	EA	1	* * *	* * *	8	10	56	20
P-F	5315-850-7038	KEY,WOODRUFF: SHAFT MS35756-105 (96906)	A	EA	2	* * *	* * *	6	10	56	21

(1) SMR Code	(2) Federal Stock Number	(3) DESCRIPTION	(4) UNIT of meas	(5) Qty	(6) 30-day DS maint allowance in Unit	(7) 30-day GS maint allowance	(8) 1-yr alw	(9) Depot alw	(10) Illustration Figure	(b) Item No.					
Reference Number & Mfr. Code			Usable On Code			(a) 1-20	(b) 21-50	(c) 51-100	(a) 1-20	(b) 21-50	(c) 51-100	per equip	100 equip	Figure No.	Item No.
0801-POWER TRANSFER AND FINAL DRIVE ASSEMBLIES-CONTINUED															
P-F	2520-301-7741	SHAFT: REAR AXLE 8332554 (19207)	A	EA	1	* * *	* * *	* * *	8	10	56	22			
P-F	3110-143-7524	CONE AND ROLLERS,TAPERED: 7376091 (19207)	A	EA	1	* * *	* * *	* * *	8	10	56	23			
P-F	3110-100-0960	CUP,TAPERED ROLLER BEARING: 712179 (21450)	A	EA	1	* * *	* * *	* * *	8	10	56	24			
P-F	5340-737-5287	RING,RETAINING: FRONT BEARING 7375287 (19207)	A	EA	1	* * *	* * *	* * *	6	10	56	25			
P-F	2520-734-6771	SHAFT,TRANSFER CASE: FRONT AXLE 7346771 (19207)	A	EA	1	* * *	* * *	* * *	8	10	56	26			
P-F	2520-734-6764	GEAR,HELICAL:OUTPUT SHAFT 7346764 (19207)	A	EA	1	* * *	* * *	* * *	8	10	56	27			
P-F	2520-734-6769	COLLAR,SHIFTER: SPRAG 7346769 (19207)	A	EA	1	* * *	* * *	* * *	8	10	56	28			
0802-CLUTCH AND CLUTCH CONTROLS															
P-O	4730-069-1187	ELBOW,ASSEMBLY,PIPE TO TUBE: MS39182-3 (96906)	A	EA	2	* * *	* * *	* * *	4	10	57	1			
P-O	5340-365-7338	ELBOW: COUPLING NUT 504256 (82722)	A	EA	2	* * *	* * *	* * *	4	10	57	2			
P-O	4730-293-7108	SLEEVE,COMPRESSION: ELBOW TO COUPLING NUT MS39197-3 (96906)	A	EA	5	* * *	* * *	* * *	4	10	57	3			
P-O	4730-278-8825	NUT,TUBE COUPLING: AIR LINE CONNECTOR MS39196-3 (96906)	A	EA	5	* * *	* * *	* * *	4	10	57	4			
P-O	2520-040-2304	LINE: ELBOW ASSEMBLY TO AIR LINE CONNECTOR 8330259 (19207)	A	EA	1	* * *	* * *	* * *	6	10	57	5			
P-O	5340-896-1094	CLAMP, LOOP: AIR LINE TO TRANSFER 573036 (21450)	A	EA	3	* * *	* * *	* * *	6	10	57	6			
P-O	4730-277-5684	ELBOW, PIPE: HOSE ASSEMBY TO LINE 121619 (21450)	A	EA	1	* * *	* * *	* * *	4	10	57	7			
P-O	2520-832-7000	HOSE ASEMBLY,RUBBER: FLEXIBLE AIR TRANSMISSION VALVE 8327000 (19207)	A	EA	1	* * *	* * *	* * *	8	10	57	8			
P-O	4730-540-2576	ELBOW, ASSEMBLY, PIPE TO TUBE: RUBBER HOSE ASSEMBLY 504365 (24617)	A	EA	1	* * *	* * *	* * *	4	10	57	9			
P-O	4730-278-3832	ELBOW: RUBBER HOSE TO COUPLING NUT MS39184-3 (96906)	A	EA	1	* * *	* * *	* * *	4	10	57	10			

(1) SMR Code	(2) Federal Stock Number	(3) DESCRIPTION	(4) UNIT of meas	(5) Qty in Unit	(6) 30-day DS allowance	(7) 30-day GS allowance	(8) 1-yr alw	(9) Depot maint alw	(10) Illustration	(a) Figure No.	(b) Item No.				
Reference Number & Mfr. Code			Usable On Code			(a)	(b)	(c)	(a)	(b)	(c)				
						1-20	21-50	51-100	1-20	21-50	51-100				
0802-CLUTCH AND CLUTCH CONTROLS--CONTINUED															
P-O	5305-068-0506	SCREW, CAP, HEXAGON: LOOP CLAMP MS90726-6 (96906)	A	EA	3	*	*	*	*	*	*	6	10	57	11
P-O	5310-959-7600	NUT, SELF-LOCKING: LOOP CLAMP SCREW MS1922-5 (96906)	A	EA	3	*	*	*	*	*	*	6	10	57	12
P-O	4730-277-5553	ELBOW, PIPE: HOSE TO TRANSFER MS1952-2 (96906)	A	EA	1	*	*	*	*	*	*	4	10	57	13
P-O	4720-318-0974	HOSE ASSEMBLY, NONMETALLIC: AIR HOSE TO TRANSFER 8330260 (19207)	A	EA	1	*	*	*	*	*	*	8	10	57	14
P-O	4730-832-7012	CONNECTOR, AIR LINE: 8327012 (19207)	A	EA	2	*	*	*	*	*	*	4	10	57	15
P-O	2530-832-7011	HOSE ASSEMBLY, RUBBER: AIR FORWARD AND REVERSE TRANSMISSION TO TRANSFER CASE 8327011 (19207)	A	EA	1	*	*	*	*	*	*	8	10	57	16
X2-O		PLATE: CLAMP TO TRANSFER 8327010 (19207)	A	EA	1	*	*	*	*	*	*			57	17
NON-ILLUSTRATED															
P-F	2520-832-7018	LOCK: BEARING RETAINING WASHER BOLT 8327018 (19207)	A	EA	1	*	*	*	*	*	*	6	10		
P-F	4710-277-3527	TUBE, COPPER: TRANSFER DECLUTCH PIPING 230523 (62508)	A	FT	V	*	*	*	*	*	*	6	10		
P-F	5305-042-8997	SCREW, CAP, HEXAGON HEAD: TRANSFER CASE 7521338 (19207)	A	EA	1	*	*	*	*	*	*	6	10		
P-F	2520-737-5247	KIT, REPAIR, TRANSFER: 7375247 (19207) CONSISTING OF: 3-SHIM: 0.003 REAR OUTPUT SHAFT REAR BEARING 7375297 (19207) 3-SHIM: 0.005 REAR OUTPUT SHAFT REAR BEARING 2803N1470 (78500) 1-SHIM: 0.030 REAR OUT PUT BEARING SHAFT 2803P1472 (78500) 3-SHIM: 0.003 REAR BEARING COVER 7346751 (19207) 4-SHIM: 0.005 REAR BEARING COVER 7346752 (19207) 1-SHIM: 0.030 REAR BEARING COVER 7346753 (19207)	A	EA	1	*	*	*	*	*	*	15	100		
														52	10
														52	10
														52	10
														52	13
														52	13
														52	13

(1) SMR Code	(2) Federal Stock Number	(3) DESCRIPTION	(4) UNIT of meas	(5) Qty inc. in Unit	(6) 30-day DS allowance	(7) 30-day GS allowance	(8) 1-yr alw per 100 equip	(9) Depot maint alw per 100 equip	(10) Illustration Figure No.	(b) Item No.					
Reference Number & Mfr. Code			Usable On Code			(a) 1-20	(b) 21-50	(c) 51-100	(a) 1-20	(b) 21-50	(c) 51-100	gcy			
0802-CLUTCH AND CLUTCH CONTROLS-CONTINUED															
NON-ILLUSTRATED-CONTINUED															
P-F	2520-734-6775	GASKET SET: POWER TRANSFER 7346775 (19207) CONSISTING OF: 1-GASKET: INPUT SHAFT REAR BEARING COVER 7375291 (78500) 1-GASKET: TRANSFER CASE COVER 7375246 (19207)	A	EA	1	*	*	*	*	*	*	15	100		
	2520-563-5523	1-GASKET: FRONT BEARING COVER 7375292 (19207)												52	1
	2520-563-5524	1-GASKET: OUTPUT SHAFT GEAR CASE 7375293 (19207)												53	3
														53	17
														53	23
0803-TRANSFER CONTROLS															
P-F	5315-842-3154	PIN CLEVIS: LINK ROD MS35810-36 (96906)	A	EA	4	*	*	*	*	*	*	4	8	58	1
P-F	2520-740-9544	LINK ROD ASSEMBLY: TRANSFER CASE CONTROL 7409544 (19207)	A	EA	1	*	*	*	*	*	*	3	5	58	2
P-F	5315-839-5822	PIN,COTTER: CLEVIS PIN MS24665-353 (96906)	A	EA	4	*	*	*	*	*	*	6	10	58	3
P-F	2520-740-9542	LEVER,CONNECTING: LEFT HAND AND RIGHT HAND BELLCRANK MOTION 7409542 (19207)	A	EA	2	*	*	*	*	*	*	3	5	58	4
P-F	5310-982-4908	NUT,SELF-LOCKING: SUPPORT TO BRACKET MS21045-6 (96906)	A	EA	10	*	*	*	*	*	*	6	10	58	5
P-F		WASHER: 7974676 (19207)	A	EA	2	*	*	*	*	*	*	6	10	58	6
P-F	5305-269-2805	SCREW, CAP, HEXAGON: MS90726-66 (96906)	A	EA	2	*	*	*	*	*	*	6	10	58	7
P-F	2520-740-9546	LINK ROD ASSEMBLY: LEFT HAND CONTROL TO HAND LEVER 8332233 (19207)	A	EA	1	*	*	*	*	*	*	3	5	58	8
P-F	5310-809-8533	WASHER,PLAIN: CONTROL SHAFT MS27183-23 (96906)	A	EA	1	*	*	*	*	*	*	6	10	58	9
P2-F	2520-864-3016	LEVER ASSEMBLY: HAND SHIFT CONTROL 8332237 (19207)	A	EA	1	*	*	*	*	*	*	3	5	58	10
P-F	2530-312-0539	BUSHING: HAND LEVER 8332655 (19207 )	A	EA	1	*	*	*	*	*	*	4	8	58	11
X1-F		LEVER,HAND 10871433 (19207)	A	EA	1							2		58	12

(1) SMR Code	(2) Federal Stock Number	(3) DESCRIPTION	(4) UNIT of meas	(5) Qty in Unit	(6) 30-day allowance	(7) DS maint allowance	(8) 30-day GS maint allowance	(9) 1-yr alw per 100 equip cnt-	(10) Depot alw per 100 equip	(11) Illustrat: Figure (a) No.				
Reference Number & Mfr. Code			Usable On Code			(a)	(b)	(c)	(a)	(b)	(c)			
						1-20	21-50	51-100	1-20	21-50	51-100			
0803-TRANSFER CONTROLS-CONTINUED														
P-F	5315-849-9857	PIN, COTTER: CONTROL LEVER SHAFT MS244665-421 (96906)	A	EA	1	*	*	*	*	*	*	6	10	58
P-F	2520-740-9547	SHAFT: CONTROL LEVER 7409547 (19207)	A	EA	1	*	*	*	*	*	*	3	5	58
P-F	2520-740-9539	BRACKET: CONTROL SHAFT SUPPORT 7409539 (19207)	A	EA	1	*	*	*	*	*	*	3	5	58
P-F	5305-269-2803	SCREW, CAP, HEXAGON: MS90726-60 (96906)	A	EA	2	*	*	*	*	*	*	6	10	58
P-F	2520-859-5967	RETAINER: CROSS BRACKET 7409243 (19207)	A	EA	1	*	*	*	*	*	*	4	8	58
P-F	5310-061-7325	NUT, SELF-LOCKING: CROSS BRACKET MS21045-4 (96906)	A	EA	1	*	*	*	*	*	*	6	10	58
P-F	5305-269-2805	SCREW, CAP, HEXAGON: SUPPORT TO BRACKET MS90726-62 (96906)	A	EA	6	*	*	*	*	*	*	6	10	58
P-F	2510-421-3958	SUPPORT: TRANSFER CONTROL 11664482 (19207)	A	EA	1	*	*	*	*	*	*	3		58
P-F	2520-177-7907	SHAFT, CROSS: TRANSFER CONTROL MOTION 10871438 (19207)	A	EA	1	*	*	*	*	*	*	3	5	58
P-F	5315-616-5526	KEY, WOODRUFF: CROSS SHAFT MS35456-8 (96906)	A	EA	2	*	*	*	*	*	*	4	8	58
P-F	2520-230-0229	BRACKET ASSEMBLY: CROSS SHAFT SUPPORT 8332654 (19207)	A	EA	1	*	*	*	*	*	*	3	5	58
P-F	5305-068-0506	SCREW, CAP, HEXAGON: SUPPORT BRACKET MS90726-6 (96906)	A	EA	1	*	*	*	*	*	*	6	10	58
GROUP 09-PROPELLER AND PROPELLER SHAFTS														
0900-PROPELLER SHAFTS														
P-O	2520-901-9691	PROPELLER SHAFT WITH UNIVERSAL JOINT: ASSEMBLY, TRANSMISSION TO TRANSFER, OPTIONAL WITH SHAFT, FSN 2520-040-2339 10885788 (19207)	A	EA	1	*	*	*	*	*	*	8	10	59
P-O	2520-734-8841	FLANGE, PROPELLER SHAFT: TRANSMISSION TO TRANSFER SHAFT 7348841 (19207)	A	EA	2	*	*	*	*	*	*	4	10	59
P-O	2520-692-6161	YOKE, UNIVERSAL JOINT: PROPELLER SHAFT ASSEMBLY 8332661 (19207)	A	EA	2	*	*	*	*	*	*	6	20	59

(1)	(2)	(3)	(4)	(5)	(6)	(7)	(8)	(9)	(10)						
SMR Code	Federal Stock Number	DESCRIPTION	UNIT of meas	Qty	30-day DS inc. allowance in Unit	30-day GS allowance	1-yr alw	Depot alw	Illustration						
		Reference Number & Mfr. Code	Usable	On	Code	(a)	(b)	(c)	(a)	(b)	(c)	(a)	(b)		
						1-20	21-50	51-100	1-20	21-50	51-100	gcy	Equip No.	Figure No.	
0900-PROPELLER SHAFTS-CONTINUED															
P-O	5310-741-2306	WASHER,KEY: UNIVERSAL JOINT YOKE 7412306 (19207)	A	EA	2	*	*	*	*	*	*	6	10	59	4
P-O	5330-734-8846	FELT,MECHANICAL PREFIXED: YOKE STUD 7348848 (19207)	A	EA	1	*	*	*	*	*	*	6	10	59	5
X2-2		RETAINER: UNIVERSAL JOINT YOKE 7348843 (19207)	A	EA	1	*	*	*	*	*	*			59	6
P-O	2520-734-8847	YOKE STUD: JOURNAL ASSEMBLY 7348847 (19207)	A	EA	1	*	*	*	*	*	*	6	20	59	7
P-O	5306-737-6150	BOLT,MACHINE: PROPELLER SHAFT FLANGE 7376150 (19207)	A	EA	16	*	*	*	*	*	*	6	20	59	8
P-O	5310-950-0039	NUT,SELF-LOCKING,HEXAGON HEAD: SHAFT FLANGE MS21044N6 (96906)	A	EA	16	*	*	*	*	*	*	6	20	59	9
P-O	2520-901-9682	PROPELLER SHAFT WITH UNIVERSAL JOINT ASSEMBLY: TRANSFER TO FRONT AXLE, OPTIONAL WITH SHAFT, FSN 2520-040-2340 8712095-1 (19207)	A	EA	1	*	*	*	*	*	*	6	20	60	1
P-O	5306-240-0794	BOLT,MACHINE:UNIVERSAL JOINT 5301613 (19207)	A	EA	8	*	*	*	*	*	*	6	20	60	2
P-O	5310-950-0039	NUT,SELF-LOCKING HEXAGON: COMPANION FLANGE MS21044N6 (96906)	A	EA	16	*	*	*	*	*	*	6	20	60	3
P-O	2520-734-8878	FLANGE COMPANION,UNIVERSAL JOINT: PROPELLER SHAFT TRANSFER TO FRONT AXLE 7348878 (19207)	A	EA	2	*	*	*	*	*	*	6	20	60	4
P-O	5306-737-6150	BOLT,MACHINE: PROPELLER SHAFT FLANGE 7376150 (19207)	A	EA	16	*	*	*	*	*	*	6	20	60	5
P-O	2520-734-8880	YOKE ASSEMBLY, PROPELLER: SLIP UNIVERSAL JOINT, TRANSFER TO FRONT AXLE 7348880 (19207)	A	EA	1	*	*	*	*	*	*	6	20	60	6
P-O	4730-018-9566	PLUG,PIPE: YOKE G1251 (24617)	A	EA	1	*	*	*	*	*	*	8	20	60	7
P-O	5310-734-8882	WASHER, SPLIT: SLIP, YOKE 7348882 (19207)	A	EA	2	*	*	*	*	*	*	6	20	60	8
P-O	5330-734-8881	WASHER: SLIP, YOKE 7348881 (19207)	A	EA	1	*	*	*	*	*	*	6	20	60	9
P-O	2520-700-2402	CAP, DUST, PROPELLER SHAFT: TRANSFER TO FRONT ALE SLIP YOKE 7002402 (19207)	A	EA	1	*	*	*	*	*	*	6	20	60	10



(1)	(2)	(3)	(4)	(5)	(6)	(7)	(8)	(9)	(10)			
SMR Code	Federal Stock Number	DESCRIPTION	UNIT of meas	Qty	30-day DS allowance	30-day GS allowance	1-yr alw	Depot alw	Illustration			
				in Unit			per 100 equip	per 100 equip	(a) Figure No.	(b) Item No.		
		Reference Number & Mfr. Code	Usable On Code		(a) 1-20	(b) 21-50	(c) 51-100	(a) 1-20	(b) 21-50	(c) 51-100	gcy	
0900-PROPELLER SHAFTS-CONTINUED												
X2-O		SHAFT: UNIVERSAL JOINT ASSEMBLY MJ-42-5705 (76260)	A	EA	1	*	*	*			60	11
P-O	2520-656-0323	CENTER BEARING DRIVE ASSEMBLY: 10871093 (19207)	A	EA	1	*	*	*	6	20	61	1
P-O	5305-235-5213	SCREW, CAP, HEXAGON HEAD: 586452 (21450)	A	EA	4	*	*	*	6	20	61	2
P-O	2530-741-1135	SHIELD, DUST: FITTING 7411135 (19207)	A	EA	2	*	*	*	6	10	61	3
P-O	4730-018-9566	PLUG, PIPE: FITTING G1251 (24617)	A	EA	1	*	*	*	6	10	61	4
P-O	4730-050-4208	RETAINER: FLANGE 7411134 (19207)	A	EA	2	*	*	*			61	5
P-F	5310-741-1138	FELT, MECHANICAL PREFORMED: FITTING 29710H (31007)	A	EA	2	*	*	*	6	10	61	6
P-O	3110-741-1133	PLATE, RETAINING, BEARING: CARRIER 7411133 (19207)	A	EA	2	*	*	*	6	20	61	7
P-O	2520-741-1130	GASKET: PLATE 7411130 (19207)	A	EA	2	*	*	*	8	100	61	8
P-O	2520-561-8623	SPACER, BEARING, PROPELLER SHAFT: 7411136 (19207)	A	EA	2	*	*	*	6	20	61	9
P-O	5310-842-1490	NUT, PLAIN, BLIND RIVET: CARRIER HOUSING MS35692-37 (96906)	A	EA	6	*	*	*	6	20	61	10
P-O	5315-816-1794	PIN, COTTER: NUT, RIVET MS24665-285 (96906)	A	EA	6	*	*	*	6	20	61	11
P-O	5310-809-5998	WASHER, FLAT: CENTER BEARING MS27183-18 (96906)	A	EA	6	*	*	*	6	20	61	12
P-O	2520-741-1137	SPRING, HELICAL, COMPRESSED: CENTER BEARING 7411137 (19207)	A	EA	6	*	*	*	6	20	61	13
P-O	2520-741-1129	CARRIER HOUSING: CENTER BEARING 7411129 (19207)	A	EA	2	*	*	*	2	5	61	14
P-O	3110-787-6523	BEARING, BALL, ANNULAR: CENTER 7000428 (21450)	A	EA	1	*	*	*	6	20	61	15
P-O	2520-459-5248	HOUSING CENTER BEARING: 7411131 (19207)	A	EA	1	*	*	*	2	5	61	16
P-O	5310-732-0560	NUT, PLAIN, HEXAGON: MOUNTING PLATE MS51968-14 (96906)	A	EA	6	*	*	*	6	20	61	17

(1)	(2)	(3)	(4)	(5)	(6)	(7)	(8)	(9)	(10)					
SMR Code	Federal Stock Number	DESCRIPTION	UNIT of meas	Qty inc. in Unit	30-day allowance	DS maint allowance	30-day GS maint allowance	1-yr alw	Depot alw	Illustration				
		Reference Number & Mfr. Code	Usable	On Code	(a)	(b)	(c)	(a)	(b)	(c)	per 100 equip cnt-	100 per equip No.	(a) Figure No.	(b) Item No.
0900-PROPELLER SHAFTS-CONTINUED														
P-O	5310-067-950	NUT, SELF-LOCKING HEXAGON: MS51922-37 (96906)	A	EA	4	*	*	*	*	*	6	20	61	18
P-O	5310-209-511	WASHER, LOCK: MOUNTING PLATE MS3533-37 (96906)	A	EA	6	*	*	*	*	*	6	20	61	19
P-O	2520-741-113	PLATE MOUNTING BEARING: DRIVE ASSEMBLY 7411132 (19207)	A	EA	1	*	*	*	*	*	3	5	61	20
P-O	5305-761-422	SCREW, CAP, HEXAGON HEAD MOUNTING PLATE MS90726-111 (96906)	A	EA	4	*	*	*	*	*	6	10	61	21
P-O	5306-741-112	BOLT, MACHINE: SPECIAL, CENTER BEARING 7411127 (19207)	A	EA	6	*	*	*	*	*	6	10	61	22
P-O	4730-050-420	FITTING, LUBRICATION: FLANGE MS15003-1 (96906)	A	EA	1	*	*	*	*	*	6	10	61	23
P-O	5310-950-003	NUT, SELF-LOCKING, HEXAGON: BOLT, CAP MS21044N6 (96906)	A	EA	16	*	*	*	*	*	6	10	61	24
P-O	2520-734-759	FLANGE: CENTER BEARING ASSEMBLY 7347596 (19207)	A	EA	1	*	*	*	*	*	4	10	61	25
X2-O		NUT: FLANGE 5143813 (19207)	A	EA	1	*	*	*	*	*			61	26
P-O	5315-298-149	PIN, COTTER: FLANGE NUT MS24665-362 (96906)	A	EA	1	*	*	*	*	*	6	20	61	27
P-O	2520-904-810	PROPELLER SHAFT WITH UNIVERSAL JOINT: TRANSFER TO PILLOW BLOCK OPTIONAL WITH SHAFT, FSN 2520-040-2343 8712097 (19207)		EA	1	*	*	*	*	*	8	20	61	28
P-O	2520-040-233	SHAFT ASSEMBLY: PROPELLER PILLOW BLOCK TO FORWARD REAR AXLE WITH UNIVERSAL JOINT, OPTIONAL WITH SHAFT FSN 2520-904-4557 8332238 (19207)		EA	1	*	*	*	*	*	8	20	61	28
P-O	2520-904-455	SHAFT ASSEMBLY, PROPELLER: PILLOW BLOCK TO FORWARD REAR AXLE WITH UNIVERSAL JOINT ASSEMBLY, OPTIONAL WITH SHAFT, FSN 2520-040-2338 8712094-3 (19207)		EA	1	*	*	*	*	*	8	20	61	28
P-O	5306-737-615	BOLT, MACHINE: SHAFT PILLOW BLOCK 7376151 (19207)		EA	2	*	*	*	*	*	6	20	61	29
P-O	5306-737-615	BOLT, MACHINE: CAP, PROPELLER SHAFT FLANGE 7376150 (19207)	A	EA	8	*	*	*	*	*	6	20	61	30
P-O	5310-637-954	WASHER, LOCK: YOKE, UNIVERSAL MS35338-46 (96906)	A	EA	2	*	*	*	*	*	6	20	61	31

(1) SMR Code	(2) Federal Stock Number	(3) DESCRIPTION	Reference Number & Mfr. Code	Usable	On Code	TM9-2320-211-34P			(7)			(8)		(9)		(10)	
						UNIT of meas	Qty inc. in Unit	30-day DS maint allowance	30-day GS maint allowance	1-yr alw	Depot alw	Illustration Figure	Item No.				
						(a)	(b)	(c)	(a)	(b)	(c)	100 equip- cnt-	100 equip	(a) No.	(b) No.		
0900-PROPELLER SHAFTS-CONTINUED																	
P-O	2520-734-8884	FLANGE COMPANION UNIVERSAL JOINT: TRANSFER TO PILLOW BLOCK 7348884 (19207)		A	EA	2	*	*	*	*	*	*	6	20	61	32	
X2-O		SHAFT: PROPELLER 42-5788 (76260)		A	EA	1	*	*	*	*	*	*			61	33	
P-O	2520-734-8892	SHAFT, ASSEMBLY: PROPELLER, TRANSFER TO FORWARD REAR AXLE WITH UNIVERSAL JOINT 7348892 (19207)			EA	1	*	*	*	*	*	*	8	20	62	1	
P-O	2520-040-2342	PROPELLER SHAFT: WITH UNIVERSAL JOINT, TRANSFER TO FORWARD REAR AXLE, OPTIONAL WITH SHAFT,FSN 2520-904-8105 8332247 (19207)			EA	1	*	*	*	*	*	*	8	20	62	1	
P-O	2520-040-2341	SHAFT: PROPELLER TRANSFER TO FORWARD REAR AXLE WITH UNIVERSAL JOINT ASSEMBLY, OPTIONAL WITH SHAFT, FSN 2520-904-8106 8332246 (19207)			EA	1	*	*	*	*	*	*	8	20	62	1	
P-O	2520-904-8106	SHAFT, PROPELLER WITH UNIVERSAL JOINT: TRANSFER TO FORWARD REAR AXLE, WITH UNIVERSAL JOINT ASSEMBLY, OPTIONAL WITH SHAFT, FSN 2520-040-2341 8712094-2 (19207)			EA	1	*	*	*	*	*	*	8	20	62	1	
P-O	5310-950-0039	NUT, SELF-LOCKING HEAD: UNIVERSAL JOINT FLANGE MS21044N6 (96906)		A	EA	8	*	*	*	*	*	*	6	20	62	2	
P-O	2520-734-8884	FLANGE: COMPANION, UNIVERSAL JOINT 7348884 (19207)		A	EA	2	*	*	*	*	*	*	4	10	62	3	
P-O	5310-637-9541	WASHER, LOCK: BEARING JOURNAL MS35338-46 (96906)		A	EA	2	*	*	*	*	*	*	6	20	62	4	
P-O	5306-737-6151	BOLT, MACHINE: UNIVERSAL JOINT FLANGE 7376151 (19207)		A	EA	12	*	*	*	*	*	*	10	20	62	5	
P-O	5306-737-6150	BOLT, MACHINE: UNIVERSAL JOINT FLANGE 7376150 (19207)		A	EA	2	*	*	*	*	*	*	6	10	62	6	
X2-O		SHAFT: PL6317 (76260)		A	EA	1	*	*	*	*	*	*			62	7	
P-O	3805-355-2100	RETAINER: PROPELLER SHAFT 7348886 (19207)		A	EA	1	*	*	*	*	*	*	6	10	62	8	

(1)	(2)	(3)	(4)	(5)	(6)	(7)	(8)	(9)	(10)				
SMR Code	Federal Stock Number	DESCRIPTION	UNIT of meas	Qty in Unit	30-day DS allowance	30-day GS allowance	1-yr alw	Depot alw	Illustration				
		Reference Number & Mfr. Code	Usable On Code		(a)	(b)	(c)	(a)	(b)				
					1-20	21-50	51-100	1-20	21-50				
					cnt-			equip					
					gcy			per 100	per 100	(a) Figure No.	(b) Item No.		
0900-PROPELLER SHAFTS-CONTINUED													
P-O	5310-741-2306	WASHER: RETAINING, SLIP YOKE FELT 7412306 (19207)	A	EA	2	*	*	*	*	6	10	62	9
P-O	5310-734-8891	WASHER: SLIP YOKE FELT 7348891 (19207)	A	EA	1	*	*	*	*	6	10	62	10
P-O	2520-734-8890	YOKE, UNIVERSAL JOINT: WITH DUST PLUG ASSEMBLY 7348890 (19207)	A	EA	1	*	*	*	*	6	20	62	11
P-O	4730-018-9566	PLUG, PIPE: UNIVERSAL JOINT YOKE 117243 (21450)	A	EA	1	*	*	*	*	6	10	62	12
P-O	2520-901-9684	SHAFT, PROPELLER: FORWARD REAR TO REAR REAR AXLE WITH UNIVERSAL JOINT ASSEMBLY, OPTIONAL WITH SHAFT, FSN 2520-318-0983 872095-3 (19207)	BE, IA, LA, MA	EA	1	*	*	*	*	8	20	63	1
P-O	2520-901-9683	SHAFT, PROPELLER: FORWARD REAR TO REAR REAR AXLE, WITH UNIVERSAL JOINT ASSEMBLY, OPTIONAL WITH SHAFT, FSN 250-318-0982 8712095-2 (19207)	OB, BG, BF, CA, CB, DA, DB, EA EB, EC, FA, FB, TA, RA, ZA, HA, JA, IA, IB, IC, ID	EA	1	*	*	*	*	8	20	63	1
P-O	2520-318-0982	SHAFT, PROPELLER: FORWARD REAR TO REAR REAR AXLE WITH UNIVERSAL JOINT ASSEMBLY OPTIONAL WITH SHAFT, FSN 2520-901-9683 8332248 (19207)	OB, BG, BF, PA CA, CB, DA, DB, EA, EB, EC, IA, IB, FA, FB, IC, ID, TA, RA, ZA, HA, XA, JA, BD	EA	1	*	*	*	*	8	20	63	1
P-O	2520-318-0983	SHAFT PROPELLER: WITH UNIVERSAL JOINT, FORWARD REAR TO REAR REAR AXLE ASSEMBLY OPTIONAL WITH SHAFT FSN 2520-901-9685 8332249 (19207)	BE, IA, LA, MA, BC	EA	1	*	*	*	*	8	20	63	1
P-O	5310-950-0039	NUT, SELF-LOCKING HEXAGON: UNIVERSAL JOINT JOURNAL BEARING MS21044N6 (96906)	A	EA	16	*	*	*	*	6	10	63	2
P-O	2520-734-8878	FLANGE, COMPANION, UNIVERSAL JOINT: PROPELLER SHAFT 7348878 (19207)	A	EA	2	*	*	*	*	6	10	63	3
P-O	5306-737-6150	BOLT: UNIVERSAL JOINT JOURNAL BEARING 7376150 (19207)	A	EA	16	*	*	*	*	6	20	63	4
P-O	2520-734-8880	YOKE, UNIVERSAL JOINT: PROPELLER SHAFT 7348880 (19207)	A	EA	1	*	*	*	*	6	20	63	5

(1)	(2)	(3)				(7)	(8)	(9)	(10)						
SMR Code	Federal Stock Number	DESCRIPTION	UNIT of meas	Qty inc. in Unit	30-day allowance	DS maint	30-day allowance	GS maint	1-yr alw	Depot alw	Illustration				
Reference Number & Mfr. Code			Usable On Code			(a)	(b)	(c)	(a)	(b)	(c)	(a)	(b)		
						1-20	21-50	51-100	1-20	21-50	51-100	cnt-	equip		
						1-20	21-50	51-100	1-20	21-50	51-100	gcy	Figure No.	Item No.	
0900-PROPELLER SHAFTS-CONTINUED															
P-O	5310-734-8882	WASHER: PROPELLER SHAFT 7348882 (19207)	RA,TA,ZA, IA,BE,LA, MA,JA	EA	2	*	*	*	*	*	*	6	20	63	6
P-O	5330-734-8881	WASHER: PROPELLER SHAFT 7348881 (19207)	A	EA	1	*	*	*	*	*	*	6	20	63	7
P-O	2520-700-2402	CAP,DUST,PROPELLER SHAFT:A 7002402 (19207)	EA	EA	1	*	*	*	*	*	*	6	10	63	8
P-O	2520-457-6666	CAP,DUST,PROPELLER: TRANSMISSION TO TRANSFER UNIVERSAL JOINT 7375261 (19207)	A	EA	2	*	*	*	*	*	*	6	10	63	8
X2-O		SHAFT: PROPELLER MJ-42-5705 (76260)	A	EA	1	*	*	*	*	*	*			63	9
NON-ILLUSTRATED															
P-O	2520-293-5131	PROPELLER SHAFT ASSEMBLY: DUMP CONTROL 8330487 (19207)	AK	A	1	*	*	*	*	*	*	*	*		
P-O	5310-033-6007	WASHER,FLAT: UNIVERSAL JOINT SPACING 7346986 (19207)	A	EA	4	*	*	*	*	*	*	6	10		
P-O	8305-264-6153	FELT, SHEET: UNIVERSAL JOINT SLIP YOKE WASHER 7348843 (19207)	A	FT	V	*	*	*	*	*	*	6	10		
P-O	2520-457-6666	CAP DUST, PROPELLER: TRANSMISSION TO TRANSFER UNIVERSAL JOINT 7375261 (19207)		EA	2	*	*	*	*	*	*	6	10		
P-O	2520-039-7131	PARTS KIT, UNIVERSAL JOINT: TO FORWARD REAR AXLE, USED WITH SHAFTS, FSN 2520-040-2342 FSN 2520-040- 2338, FSN 2520-734-8892, AND FSN 2520-904-4557 ALSO TRANSFER TO FORWARD REAR AXLE, FSN 2520-040-2341, FSN 2520- 904-8106 7412638 (19207) CONSISTING OF: 2520-521-4479 4-PLATE 5214479 (19207) 5306-270-7387 8-BOLT 5214483 (19207) 4-CAP 5-70-49 (78080) 1-JOURNAL 6-5-168X (78080) 4-BEARING 6-6-58X (78080)	A	EA	V	*	*	*	*	*	*	10	40		

(1) SMR Code	(2) Federal Stock Number	(3) DESCRIPTION	(4) UNIT of meas	(5) Qty inc. in Unit	(6) 30-day DS allowance	(7) 30-day GS allowance	(8) 1-yr alw	(9) Depot maint	(10) Illustration				
		Reference Number & Mfr. Code	Usable On Code	(a)	(b)	(c)	(a)	(b)	(c)				
				1-20	21-50	51-100	1-20	21-50	51-100				
				gcy									
		0900-PROPELLER SHAFTS-CONTINUED											
		NON-ILLUSTRATED-CONTINUED											
P-O	2520-040-1159	KIT, REPAIR: FORWARD REAR TO REAR REAR AXLE WITH UNIVERSAL JOINT, USED WITH SHAFTS, FSN 2520-901-9683, FSN 2520-741-1126 AND FSN 2520-318-0982 7348885 (19207) CONSISTING OF: 2520-499-89448-DEFLECTOR A291580 (19207) 2520-530-13572-PLATE 5301357 (19207) 2520-734-88764-GASKET 7348876 (19207) 4730-050-42082-FITTING MS15003-1 (96906) 4730-309-00951-VALVE 7042827 (19207) 5306-425-00034-BOLT 5291734 (19207) 5306-734-88874-BOLT 734887 (19207) 4-WASHER 6 X 216 (76260) 1-JOURNAL 112-8100 (76260) 4-BEARING 113-8200 (76260) 2-WIRE 7932J (76260)	A	EA	V	*	*	*	*	*	*	10	40
P-O	2520-734-8885	KIT, REPAIR: PILLOW BLOCK TO FORWARD REAR AXLE, USED WITH SHAFTS, FSN 2520-904-4557 AND FSN 2520-734-8892, FSN 2520-040-2338, AND FSN 2520-040-2342, TRANSFER TO FORWARD REAR AXLE, USED WITH SHAFTS, FSN 2520-734-8892, FSN 2520-904-8106, FSN 2520-040-2342 AND FSN 2520-040-2341 7348885 (19207) CONSISTING OF: 2520-530-13572-PLATE 5301357 (19207) 2520-734-88764-GASKET 7348876 (19207) 4730-050-42082-FITTING MS15003-1 (96906) 4730-309-00951-VALVE 7042827 (19207) 5306-425-00034-BOLT 5291734 (19207) 5306-734-88874-BOLT 7348887 (19207) 4-WASHER 6 X 216 (76260) 2-WIRE 7932J (76260) 1-JOURNAL 112-8100 (76260) 4-BEARING 113-8200 (76260) 8-SHIELD 5291580 (19207)	A	EA	V	*	*	*	*	*	*	10	40
P-O	2520-912-3668	PARTS KIT, UNIVERSAL JOINT: USED WITH PROPELLER SHAFT, TRANSMISSION TO TRANSFER, FSN 2520-901-9681 AND PROPELLER SHAFT, TRANSFER TO PILLOW BLOCK, FSN 2520-904-8107, AND PROPELLER SHAFT, TRANSFER TO FRONT AXLE, FSN 2520-901-9682 8332623 (19207)	A	EA	V	*	*	*	*	*	*	10	40

(1)	(2)	(3)	Usable On Code			allowance			(8)	(9)	(10)				
SMR Code	Federal Stock Number	DESCRIPTION	UNIT of meas	Qty inc. in Unit	30-day DS allowance	30-day GS allowance	1-yr alw	Depot maint alw	Illustration	Figure	Item				
		Reference Number & Mfr. Code			(a)	(b)	(c)	(a)	(b)	(c)	cnt-	equip	No.	No.	
0900-PROPELLER SHAFTS-CONTINUED															
NON-ILLUSTRATED-CONTINUED															
CONSISTING OF:															
	2520-530-1357	2-PLATE 5301357 (19207)													
	2520-734-8876	4-GASKET 7348876 (19207)													
	3439-792-8204	2-WELD WIRE 7422J (76260)													
	4730-050-4203	2-FITTING MS15001-1 (96906)													
	4730-050-4201	1-FITTING MS15003-1 (96906)													
	4730-278-3381	1-PLUG 117243 (21450)													
	5305-741-2316	4-SCREW 7412316 (19207)													
	5306-425-0003	4-BOLT 5291734 (19207)													
	5310-209-0961	4-WASHER MS 35338-47 (96906)													
		1-JOURNAL 112-7100 (76260)													
		4-BEARING 113-7200 (76260)													
		4-SHIELD 5291580 (19207)													
GROUP 10-FRONT AXLE															
1000-FRONT AXLE ASSEMBLY															
P-F-R	2520-734-6801	AXLE ASSEMBLY, FRONT: 7346805 (19207)	A	EA	1	*	*	*	*	*	*	6	10	64	1
P-F-R	2520-200-1282	AXLE ASSEMBLY, FRONT: 8331201 (19207)	A	EA	1	*	*	*	*	*	*	6	10	64	1
P-F	2520-930-7864	HOUSING, AXLE: 8758345 (19207)	A	EA	1	*	*	*	*	*	*	3	5	65	1
X1		HOUSING: 8758343 (19207)	A		1									65	2
P-F	4820-726-4711	VALVE, AIR PRESSURE: FRONT AXLE HOUSING 5196397 (19207)	A	EA	2	*	*	*	*	*	*	10	30	65	3
P-F	5307-208-9241	STUD, PLAIN: FRONT AXLE HOUSING 7349810 (19207)	A	EA	18	*	*	*	*	*	*	6	10	65	4
P-O	5315-752-1651	PIN, SHOULDER, HEADLESS: AXLE HOUSING 7521651 (19207)	A	EA	6	*	*	*	*	*	*	6	10	65	5
P-O	4730-954-1281	PLUG, PIPE: FRONT AXLE HOUSING MS49005-4 (96906)	A	EA	2	*	*	*	*	*	*	8	20	65	6
P-O	5330-839-9061	GASKET, ANNULAR: FILLER PLUG (COMPONENT OF GASKET SET, FSN 2520-734-6806) MS35769-21 (96906)	A	EA	2	*	*	*	*	*	*	8	100	65	7
P-O	4730-968-6121	PLUG, PIPE, MAGNETIC: MS49006-10 (96906)	A	EA	1	*	*	*	*	*	*	8	20	65	8

(1)	(2)	(3)	(4)	(5)	(6)	(7)	(8)	(9)	(10)						
SMR Code	Federal Stock Number	DESCRIPTION	UNIT of meas	Qty in Unit	30-day inc. allowance	DS maint	30-day allowance	GS maint	1-yr alw	Depot equip	Illustration per 100	(a) Figure No.	(b) Item No.		
		Reference Number & Mfr. Code	Usable	On Code	(a) 1-20	(b) 21-50	(c) 51-100	(a) 1-20	(b) 21-50	(c) 51-100	gcy				
1000-FRONT AXLE ASSEMBLY-CONTINUED															
P-O	4730-732-6126	PLUG, MACHINE THREAD: 7326126 (19207)	A	EA	1	*	*	*	*	*	*	8	20	65	9
1002-DIFFERENTIAL															
P-F	2520-734-6821	DIFFERENTIAL DRIVING: AXLE 7346970 (19207)		EA	1	*	*	*	*	*	*	8	10	66	1
P-F	5330-734-6814	GASKET: HOUSING TO CARRIER (COMPONENT OF GASKET SET, FSN 2520-734-6806) 7346814 (19207)		EA	1	*	*	*	*	*	*	8	100	66	2
P-F	5310-800-0695	WASHER, LOCK: DIFFERENTIAL CARRIER TO HOUSING MS35335-39 (96906)		EA	18	*	*	*	*	*	*	6	10	66	3
P-F	5310-820-6653	WASHER, LOCK: DIFFERENTIAL CARRIER TO HOUSING MS35338-50 (96906)		EA	18	*	*	*	*	*	*	6	10	66	4
P-F	5310-763-8905	NUT, PLAIN HEXAGON: DIFFERENTIAL CARRIER TO HOUSING MS1968-20 (96906)		EA	18	*	*	*	*	*	*	6	10	66	5
P-F	5305-269-3209	SCREW, CAP, HEXAGON: COVER MOUNTING MS90725-58 (96906)		EA	18	*	*	*	*	*	*	6	10	67	1
P-F	5310-637-9541	WASHER, LOCK: COVER MS35338-46 (96906)		EA	18	*	*	*	*	*	*	6	10	67	2
P-F	2520-734-6820	COVER: DIFFERENTIAL CARRIER 7346820 (19207)		EA	1	*	*	*	*	*	*	2	5	67	3
P-F	2520-353-2616	GASKET: CARRIER TOP COVER (COMPONENT OF GASKET AND SHIM SET, FSN 2520-513-1443) 7535079 (19207)		EA	1	*	*	*	*	*	*	10		67	4
P-F	2520-378-7251	GASKET: CARRIER TOP COVER 8409576 (19207)	LA,MA	EA	1	*	*	*	*	*	*	10	100	67	4
P-F	5305-282-3249	SET SCREW: AN565C816H16 (88044)		EA	1	*	*	*	*	*	*	6	10	67	5
P-F	5307-753-5226	STUD, PLAIN: BEARING CAGE COVER 7535226 (19207)		EA	6	*	*	*	*	*	*	6	10	67	6
P-F	5340-427-2282	BUSHING, TAPERED: HOUSING AND CARRIER STUD 7346812 (19207)		EA	6	*	*	*	*	*	*	8	20	67	7
P-F	5315-597-2723	PIN, SHOULDER, HEADLESS: CARRIER BEARING CAP 7534717 (19207)		EA	4	*	*	*	*	*	*	6	10	67	8
X1		CAP, BEARING: 8758249 (19207)			2									67	9
P-F	5306-734-6817	BOLT, MACHINE: CARRIER CAP 7346817 (19207)		EA	4	*	*	*	*	*	*	6	10	67	10
P-F	5305-042-6958	SCREW, CAP, HEXAGON HEAD: LOCK 426958 (21450)		EA	2	*	*	*	*	*	*	6	10	67	11



(1)	(2)	(3)	(4)	(5)	(6)	(7)	(8)	(9)	(10)			
SMR Code	Federal Stock Number	DESCRIPTION	UNIT of meas	Qty inc. in Unit	30-day allowance	DS maint allowance	30-day GS maint allowance	1-yr alw	Depot alw	Illustration		
		Reference Number & Mfr. Code	Usable On Code		(a)	(b)	(c)	(a)	(b)	(c)	(a) (b) (c)	
					1-20	21-50	51-100	1-20	21-50	51-100	gcy cnt- equip No.	
1002-DIFFERENTIAL-CONTINUED												
P-F	2530-734-6819	LOCK: ADJUSTING NUT 7346819 (19207)	EA	2	*	*	*	*	*	*	6 10 67 12	
P-F	2520-529-8430	LOCK,ADJUSTING,REAR: CASE BEARING 5298430 (19207)	EA	2			*	*	*		8 20 67 12	
P-F	2520-734-6899	GASKET: SPUR PINION SHAFT COVER 7346899 (19207)	EA	1	*	*	*	*	*	*	10 100 67 13	
X2-F		COVER: 7346898 (19207)	EA	1	*	*	*	*	*	*		67 14
P-F	4820-726-4719	VALVE, AIR PRESSURE: COVER 5196397 (19207)	EA	8	*	*	*	*	*	*	10 20 67 15	
P-F	2520-734-7548	CARRIER ASSEMBLY: 7347548 (19207)	EA	1	*	*	*	*	*	*	8 20 67 16	
P-H	2520-734-6818	NUT, EXTERNALLY THREADED: BEARING RETAINER 7346818 (19207)	EA	2			*	*	*		8 20 68 1	
P-H	3110-100-0329	CUP,TAPERED ROLLER BEARING: DIFFERENTIAL BEARING 151510Z (24617)	EA	2			*	*	*		15 30 68 2	
P-H	3110-100-0645	CONE AND ROLLERS, TAPERED: DIFFERENTIAL CASE 142334 (24617)	EA	2			*	*	*		15 30 68 3	
X2-H		CASE, DIFFERENTIAL: 8758252 (19207)	EA	2			*	*	*			68 4
P-H	3120-303-4977	WASHER, THRUST: DIFFERENTIAL GEAR (COMPONENT OF KIT, REPAIR, FSN 2520-734-6959 1229H1022 (78500)	EA	2			*	*	*		10	68 5
P-H	3120-383-4793	WASHER, THRUST: SIDE GEAR 88016H (31007)	EA	2			*	*	*		6 40 68 5	
P-H	2520-303-5007	GEAR, BEVEL: SIDE DIFFERENTIAL GEAR (COMPONENT OF KIT, REPAIR, FSN 2520-734-6959) 2234H190 (78500)	EA	2			*	*	*		10	68 6
P-H	2520-219-8227	GEAR,BEVEL: SIDE DIFFERENTIAL 8409579 (19207)	EA	1			*	*	*		8 20 68 6	
P-H	2520-734-6824	GEAR, HELICAL: DIFFERENTIAL CASE 7346824 (19207)	EA	1			*	*	*		10 20 68 7	
P-H	2520-303-5074	SPIDER, DIFFERENTIAL: CASE(COMPONENT OF KIT, REPAIR, FSN 2520-734-6959 3278F84 (78500)	EA	1			*	*	*		10	68 8
P-H	2520-219-8231	SPIDER,DIFFERENTIAL: TOP CARRIER 8409583 (19207)	EA	1			*	*	*		8 20 68 8	
P-H	5310-734-6823	NUT, PLAIN, BLIND RIVET: DIFFERENTIAL CASE 7346823 (19207)	EA	8			*	*	*		6 20 68 9	

(1) SMR Code	(2) Federal Stock Number	(3) DESCRIPTION	(4) UNIT of meas	(5) Qty in Unit	(6) 30-day DS maint allowance	(7) 30-day GS maint allowance	(8) 1-yr alw	(9) Depot maint alw	(10) Illustration Figure No.	(b) Item No.		
Reference Number & Mfr. Code			Usable On Code			(a) 1-20	(b) 21-50	(c) 51-100	(a) 1-20	(b) 21-50	(c) 51-100	gcy
1002-DIFFERENTIAL-CONTINUED												
X2-H		GEAR,PINION: (COMPONENT OF KIT,REPAIR, FSN 2520-734-6959) A22334114 (78500)	EA	4		* * *			68		10	
P-H	2520-219-8229	GEAR: TOP CARRIAGE SPIDER 8409581 (19207)	EA	4	LA,MA	* * *	8	20	68		10	
X2-H		BEARING: PINION GEAR 12255305 (78500)	EA	4		* * *			68		11	
P-H	5310-285-9402	WASHER, SPRING TENSION: GEAR BEARING (COMPONENT OF KIT, REPAIR, FSN 2520-734-6959) 12290101 (78500)	EA	4		* * *	6		68		12	
P-H	3120-383-4792	WASHER,THRUST: SPIDER GEAR 88015H (31007)	EA	4	LA,MA	* * *	6	40	68		12	
P-H	5306-734-6822	BOLT, MACHINE: DIFFERENTIAL CASE 7346822 (19207)	EA	8		* * *	6	10	68		13	
P-H	5310-282-5661	NUT,PLAIN SLOTTED: SHAFT 7346093 (19207)	EA	2		* * *	6	10	69		1	
P-H	2520-734-7596	FLANGE: FRONT,DIFFERENTIAL 7347596 (19207)	EA	1		* * *	4	10	69		2	
P-H	2520-563-8309	DEFLECTOR, DIRT AND MOISTURE: DIFFERENTIAL FLANGE 7535048 (19207)	EA	1		* * *	6	20	69		3	
P-H	2520-734-6897	COVER ASSEMBLY: 7346897 (19207)	EA	1		* * *	3	5	69		4	
P-H	5330-236-6604	SEAL, PLAIN ENCASED: SHAFT COVER MS (51911-48-3 (96906)	EA	2		* * *	10	200	69		5	
P-H	1055-385-2862	SEAL,OIL:DRIVE PINION BEARING 5298452 (19207)	EA	2	LA,MA	* * *	20	40	69		5	
P-H	5310-353-2427	NUT,PLAIN, OCTAGON: BEVEL PINION BEARING ADJUSTING NUT 7346885 (19207)	EA	1		* * *	6	10	69		6	
P-H	2520-215-7331	ADJUSTER: TOP CARRIAGE BEARING 6260226 (19207)	EA	1	LA,MA	* * *	6	10	69		6	
P-H	5310-700-7089	WASHER, KEY: HUB BEARING ADJUSTING NUT 5139123 (19207)	EA	1		* * *	6	10	69		7	
P-H	5310-353-2297	NUT, PLAIN, OCTAGON: BEVEL PINION BEARING 7009603 (19207)	EA	1		* * *	6	10	69		8	
P-H	3110-100-0263	CONE AND ROLLERS, TAPERED: BEVEL PINION FRONT BEARING ST2040 (31007)	EA	1		* * *	15	30	69		9	
P-H	3110-100-0321	CUP, TAPERED ROLLER BEARING: BEVEL PINION FRONT BEARING ST897 (31007)	EA	1		* * *	15	30	69		10	

(1)	(2)	(3)				(7)	(8)	(9)	(10)					
SMR Code	Federal Stock Number	DESCRIPTION	UNIT of meas	Qty inc. in Unit	30-day DS allowance	30-day GS allowance	1-yr alw	Depot alw	Illustration	Figure	Item			
		Reference Number & Mfr. Code	Usable	On Code	(a)	(b)	(c)	(a)	(b)	(c)	(a)	(b)		
					1-20	21-50	51-100	1-20	21-50	51-100	gcy			
1002-DIFFERENTIAL-CONTINUED														
X1		GASKET: BEVEL PINION CAGE (COMPONENT OF GASKET AND SHIM SET, FSN 2530-513-1443) 7346886 (19207)			1						69	11		
P-H	5330-383-4655	CORK STRIP: PINION BEARING GAGE 5298450 (19207)	LA,MA	EA	1			*	*	*	8	20	69	11
P-H	2520-734-6887	CAGE ASSEMBLY WITH CUP: BEVEL PINION BEARING 7346887 (19207)		EA	1			*	*	*	15	30	69	12
X1		SHIM: 0.003 (COMPONENT OF GASKET AND SHIM SET, FSN 2530-513-1443) 7346888 (19207)			1						69	13		
X1		SHIM: 0.005 (COMPONENT OF GASKET AND SHIM SET, FSN 2530-513-1443) 7346889 (19207)			5						69	13		
X1		SHIM: 0.031 (COMPONENT OF GASKET AND SHIM. SET, FSN 2530-513-1443) 7346890 (19207)			1						69	13		
P-H	2520-383-4754	SHIM: PINION BEARING 0.003 5298456 (19207)	LA,MA	EA	V			*	*	*	20	40	69	13
P-H	2520-331-0086	SHIM: PINION BEARING 0.010 5298455 (19207)	LA,MA	EA	V			*	*	*	20	40	69	13
P-H	2520-378-7253	SHIM: PINION BEARING 0.032 5298458 (19207)	LA,MA	EA	V			*	*	*	20	40	69	13
P-H	5315-054-0184	PIN, COTTER: SHAFT MS24665-361 (96906)		EA	2			*	*	*	15	30	69	14
X2-H		SCREW: DIFFERENTIAL DRIVE SHAFT COVER 445612 (21450)		EA	8			*	*	*			69	15
P-H	5310-584-5272	WASHER, LOCK: DIFFERENTIAL DRIVE SHAFT COVER MS35338-48 (96906)		EA	8			*	*	*	6	10	69	16
P-H	2520-692-6119	SPACER, BEVEL, PINION: BEARING 0.367 8331549 (19207)		EA	V			*	*	*	10	30	69	17
P-H	2520-692-6120	SPACER, BEVEL, PINION: BEARING 0.371 8331550 (19207)		EA	V			*	*	*	10	30	69	17
P-H	2520-692-6121	SPACER, BEVEL, PINION: BEARING 0.375 8331551 (19207)		EA	V			*	*	*	10	30	69	17
P-H	2520-692-6122	SPACER, BEVEL, PINION: BEARING 0.379 8331552 (19207)		EA	V			*	*	*	10	30	69	17
P-H	2520-692-6123	SPACER, BEVEL, PINION: BEARING 0.383 8331553 (19207)		EA	V			*	*	*	10	30	69	17
P-H	2520-692-6124	SPACER, BEVEL, PINION: BEARING 0.387 8331554 (19207)		EA	V			*	*	*	10	30	69	17

(1) SMR Code	(2) Federal Stock Number	(3) DESCRIPTION	(4) UNIT of meas	(5) Qty in Unit	(6) 30-day DS allowance	(7) 30-day GS allowance	(8) 1-yr alw	(9) Depot maint alw	(10) Illustration Figure (a) No.	(b) Item No.	
Reference Number & Mfr. Code			Usable On Code			(a) 1-20	(b) 21-50	(c) 51-100	(a) 1-20	(b) 21-50	(c) 51-100
1002-DIFFERENTIAL-CONTINUED											
P-H	2520-692-6125	SPACER, BEVEL, PINION: BEARING 0.391 8331555 (19207)	EA	V		* * *	10	30	69	17	
P-H	2520-692-6126	SPACER, BEVEL, PINION: BEARING 0.395 8331556 (19207)	EA	V		* * *	10	30	69	17	
P-H	2520-692-6127	SPACER, BEVEL, PINION: BEARING 0.399 8331557 (19207)	EA	V		* * *	10	30	69	17	
P-H	2520-529-8441	SPACER,SLEEVE: DRIVE PINION 0.552 5298441 (19207)	EA	V	LA,MA	* * *	20	40	69	17	
P-H	2520-529-8442	SPACER,SLEEVE: DRIVE PINION 0.525 5298442 (19207)	EA	V	LA,MA	* * *	20	40	69	17	
P-H	2520-529-8443	SPACER,SLEEVE: DRIVE PINION 0.525 5298443 (19207)	EA	V	LA,MA	* * *	20	40	69	17	
P-H	2520-529-8445	SPACER,SLEEVE: DRIVE PINION 0.534 5298445 (19207)	EA	V	LA,MA	* * *	20	40	69	17	
P-H	2520-529-8446	SPACER,SLEEVE: DRIVE PINION 0.537 5298446 (19207)	EA	V	LA,MA	* * *	20	40	69	17	
P-H	2520-529-8447	SPACER,SLEEVE: 0.543 5298447 (19207)	EA	V	LA,MA	* * *	20	40	69	17	
P-H	2520-529-8448	SPACER,SLEEVE: DRIVE PINION 0.540 5298448 (19207)	EA	V	LA,MA	* * *	20	40	69	17	
P-H	2520-630-0148	SPACER: PINION BEARING 0.531 49418H (31007)	EA	V	LA,MA	* * *	20	40	69	17	
P-H	2530-693-1896	SPACER: DRIVE PINION 0.516 5298439 (19207)	EA	V	LA,MA	* * *	20	40	69	17	
P-H	3110-100-0583	CUP, TAPERED ROLLER BEARING: BEVEL PINION FRONT BEARING ST982 (31007)	EA	1		* * *	15	30	69	18	
P-H	3110-159-9390	CONE AND ROLLERS, TAPERED: BEVEL PINION FRONT BEARING 713537 (21450)	EA	1		* * *	15	30	69	19	
P-H	2520-734-6892	SHAFT: THROUGH PINION GEAR 7346892 (19207)	EA	1		* * *	8	20	69	20	
X-1		GEAR,PINION: DIFFERENTIAL DRIVE SHAFT (COMPONENT OF GEAR SET, FSN 2520-692-6184 129475R1 (31007)		1	LA,MA				69	21	
X-1		GEAR,PINION: DIFFERENTIAL DRIVE SHAFT (COMPONENT OF GEAR SET, FSN 2520-734-6881) ALL MODELS EXCEPT LA,MA 3890P354 (78500)		1					69	21	
P-H	3110-195-0460	BEARING, ROLLER CYLINDRICAL: THROUGH FRONT SHAFT 712148 (21450)	EA	1		* * *	8	20	69	22	

(1) SMR Code	(2) Federal Stock Number	(3) DESCRIPTION	(4) UNIT of meas	(5) Qty in Unit	(6) 30-day DS allowance	(7) -7 30-day GS allowance	(8) 1-yr alw per 100 cnt-	(9) Depot maint alw equip	(10) Illustrat: No.	
Reference Number & Mfr. Code			Usable On Code			(a)	(b)	(c)	(a) (b) (c)	
						1-20	21-50	51-100	#### 21-50 51-100 gcy	
1002-DIFFERENTIAL-CONTINUED										
P-H	3120-662-337	WASHER, THRUST: THROUGH SHAFT BEARING 7346894 (19207)	EA	1		*	*	*	6	10 69
X1		GASKET: THROUGH SHAFT COVER (COMPONENT OF GASKET AND SHIM SET, FSN 2530-513-1443) 7346896 (19207)		1						69
P-H	2520-734-6895	COVER ASSEMBLY: DIFFERENTIAL DRIVE 7346895 (19207)	EA	1		*	*	*	3	5 69
P-H	5310-637-9541	WASHER, LOCK: COVER ASSEMBLY MS35338-46 (96906)	EA	8		*	*	*	6	10 69
P-H	5305-543-2419	SCREW, CAP, HEXAGON HEAD: COVER MS90728-61 (96906)	EA	8		*	*	*	6	10 69
P-H	2520-734-6802	FLANGE, COMPANION: 7346802 (19207)	EA	1		*	*	*	3	5 69
X1		GEAR,BEVEL: (COMPONENT OF GEAR SET, FSN 2520-734-6881 ALL MODELS EXCEPT LA,MA 3886L272-A (78500)		1						70
X1		GEAR,BEVEL: (COMPONENT OF GEAR SET, FSN 2520-692-6184 129474R1 (31007)	LA,MA	1						70
P-H	2520-734-6883	BEARING, SLEEVE: BEVEL GEAR 7346883 (19207)	EA	1		*	*	*	8	20 70
P-H	3110-158-6011	BEARING,ROLLER,CYLINDRICAL: (WITH TWO RETAINMENT RINGS) 141262H (31007)	EA	2		*	*	*	8	20 70
P-H	5310-033-6012	WASHER, RECESSED: ROLLER BEARING 7346882 (19207)	EA	1		*	*	*	6	10 70
P-H	5315-276-5385	KEY, MACHINE: PINION GEAR 7534781 (19207)	EA	1		*	*	*	6	10 70
P-H	2520-734-6825	PINION,SPUR: ALL MODELS EXCEPT 7346825 (19207)	LA,MA	EA	1	*	*	*	8	20 70
P-H	2520-219-8221	PINION: SPUR 8409570 (19207)	LA,MA	EA	1	*	*	*	8	20 70
P-H	2530-734-6880	SHIM: SPUR,PINION CAGE 0.003 (COMPONENT OF GASKET AND SHIM SET, FSN 2530-513-1443) 7346880 (19207)	EA	2		*	*	*	10	70
P-H	2520-734-6879	SHIM: SPUR PINION CAGE 0.005 (COMPONENT OF GASKET AND SHIM KIT, FSN 2530-573-1443) 7346879 (19207)	EA	2		*	*	*	10	70

(1) SMR Code	(2) Federal Stock Number	(3) DESCRIPTION	(4) UNIT of meas	(5) Qty in Unit	(6) 30-day DS allowance	(7) 30-day GS allowance	(8) 1-yr alw per 100 gcy	(9) Depot maint alw per 100 equip	(10) Illustration Figure (a) No.	(10) Illustration Item (b) No.	
Reference Number & Mfr. Code			Usable On Code			(a) 1-20	(b) 21-50	(c) 51-100	(a) 1-20	(b) 21-50	(c) 51-100
1002-DIFFERENTIAL-CONTINUED											
P-H	5330-734-6878	SHIM: SPUR PINION CAGE 0.01 (COMPONENT OF GASKET AND SHIM KIT, FSN 2530-513-1443) 7346878 (19207)	EA	2		* * *	10		70	7	
P-H	2520-734-6876	BEARING CAGE AND CUP: 7346876 (19207)	EA	1		* * *	15	30	70	8	
P-H	3110-100-0608	CUP, TAPERED ROLLER BEARING: SPUR PINION 706430 (21450)	EA	2		* * *	15	30	70	9	
P-H	3110-100-3647	CONE AND ROLLERS, TAPERED: SPUR PINION 705550 (21450)	EA	2		* * *	15	30	70	10	
P-H	3110-350-5407	PLATE, RETAINING, BEARING: 7535063 (19207)	EA	1		* * *	2	5	70	11	
P-H	5305-993-3555	SCREW, CAP, HEXAGON HEAD: RETAINING PLATE 7001668 (19207)	EA	3		* * *	6	10	70	12	
P-H	2520-734-6877	COVER: BEARING CAGE 7346877 (19207)	EA	1		* * *	3	5	70	13	
P-H	5310-584-5272	WASHER, LOCK: COVER TO CARRIER MS35338-48 (96906)	EA	6		* * *	6	10	70	14	
P-H	5310-732-0560	NUT, PLAIN, HEXAGON: COVER TO CARRIER MS51968-14 (96906)	EA	6		* * *	6	10	70	15	
NON-ILLUSTRATED											
P-H	2520-219-8219	RETAINER, OIL SEAL: TOP CARRIER DRIVE PINION 8421875 (19207)	EA	2	LA, MA	* * *	6	10			
P-H	2520-219-8223	CASE, PLAIN HEAL: TOP CARRIAGE 8409574 (19207)	EA	1	LA, MA	* * *	3	5			
P-H	2520-219-8226	CASE, FLANGED HALF: DRIVE BEARING 8409578 (19207)	EA	1	LA, MA	* * *	3	5			
P-H	2520-324-2682	DIFFERENTIAL TOP CARRIAGE: MATHED CASE 5910277 (19207)	EA	1	LA, MA	* * *	8	20			
P-H	2520-324-2683	DIFFERENTIAL, CAP: CARRIAGE TOP 5910279 (19207)	EA	1	LA, MA	* * *	8	20			
P-H	2520-529-8457	SHIM: DRIVE BEVEL 0.010 5298457 (19207)	EA	V	LA, MA	* * *	20	40			
P-H	2520-678-4159	GEAR SET, MATCHED: BEVEL AND PINION 8711323 (19207)	EA	1	LA, MA	* * *	8	20			
P-H	5306-272-3760	BOLT, MACHINE: BEARING CAP A298428 (19207)	EA	4	LA, MA	* * *	6	10			
P-H	5306-359-0136	BOLT, INTERNALLY RELIEVED: CARRIER TOP 8409575 (19207)	EA	1	LA, MA	* * *	6	10			

(1) SMR Code	(2) Federal Stock Number	(3) DESCRIPTION	(4) UNIT of meas	(5) Qty in Unit	(6) 30-day DS maint allowance	(7) 30-day GS maint allowance	(8) 1-yr alw	(9) Depot maint alw	(10) Illustration Figure No.	(11) Illustration Item No.		
Reference Number & Mfr. Code			Usable On Code			(a)	(b)	(c)	(a)	(b)		
						1-20	21-50	51-100	1-20	21-50	51-100	
1002-DIFFERENTIAL-CONTINUED												
NON-ILLUSTRATED-CONTINUED												
P-H	5306-385-2535	BOLT,MACHINE: TOP CARRIAGE 5298468 (19207)	LA,MA	EA	4		*	*	*	6	10	
P-H	5310-274-8214	NUT,HEXAGON: PROPELLER SHAFT COMPANION FLANGE 54556H (31007)	LA,MA	EA	1		*	*	*	6	10	
P-H	5310-800-0695	WASHER,LOCK: CARRIER TOP MS35335-39 (96906)	LA,MA	EA	12		*	*	*	6	10	
P-H	5310-820-6653	WASHER,LOCK: TOP CARRIER MS35338-50 (96906)	LA,MA	EA	12		*	*	*	6	10	
P-H	5320-709-9500	RIVET,SOLID: TOP CARRIER 52864V (31007)	LA,MA	EA	14		*	*	*	6	10	
P-H	2530-513-1443	GASKET AND SHIM SET: 7346807 (19207) CONSISTING OF:		EA	1		*	*	*	20	100	
	2520-353-2616	1-GASKET CARRIER TOP 7535079 (19207)									67	4
		1-GASKET BEVEL PINION CAGE 7346886 (19207)									69	11
		1-SHIM 0003 PINION CAGE 7346888 (19207)									69	13
		5-SHIM 0.005 PINION CAGE 7346889 (19207)									69	13
		1-SHIM 0.0031 PINION CAGE 7346890 (19207)									69	13
		1-GASKET THROUGH SHAFT COVER 7346896 (19207)									69	24
	2530-734-6880	2-SHIM SPUR PINION CAGE 0.003 7346880 (19207)									70	7
	2520-734-6879	2-SHIM SPUR PINION CAGE 0.005 7346879 (19207)									70	7
	5330-734-6878	1-SHIM SPUR PINION CAGE 0.031 7346878 (19207)									70	7
P-H	2520-692-6184	GEAR SET,AXLE: 8333753 (19207) CONSISTING OF:	LA,MA	EA	1		*	*	*	10	40	
		1-GEAR DIFFERTIAL DRIVE SHAFT 129475R1 (31007)									69	21
		1-GEAR DRIVE PINION 129474R1 (31007)									70	1
P-F	2520-734-6806	GASKET SET: 7346806 (19207) CONSISTING OF:		EA	V	*	*	*	*	*	20	100
	5330-839-9066	2-GASKET FILLER PLUG MS35769-21									65	7
											75	5
	5330-734-6814	1-GASKET CARRIER TO HOUSING 7346814 (19207)									66	2
	2530-734-6993	2-GASKET DRIVE FLANGE 7346993 (19207)									71	7
											74	4

(1) SMR Code	(2) Federal Stock Number	(3) DESCRIPTION	(4) UNIT of meas	(5) Qty in Unit	(6) 30-day DS allowance	(7) 30-day GS allowance	(8) 1-yr alw	(9) Depot maint alw	(10) Illustration	(a) Figure No.	(b) Item No.
		Reference Number & Mfr. Code		Usable On Code	(a)	(b)	(c)	(a)	(b)	(c)	gcy
		1002-DIFFERENTIAL-CONTINUED									
		NON-ILLUSTRATED-CONTINUED									
P-H	2520-734-6881	GEAR SET: BEVEL ALL MODELS EXCEPT LA,MA 7346881 (19207)	EA	V		*	*	*	10	40	
		CONSISTING OF:									
	2520-311-7875	1-GEAR SHAFT 3890P354 (78500)								69	21
		1-GEAR DRIVE PINION 3889L272-A (78500)								70	1
P-H	2520-734-6959	KIT,REPAIR: GEAR SET 7346959 (19207)	EA	V		*	*	*	10	40	
		CONSISTING OF:									
	3120-303-4977	2-WASHER DIFFERENTIAL GEAR 1729H1022 (78500)								68	5
	2520-303-5007	2-GEAR SIDE DIFFERENTIAL GEAR 2234H190 (78500)								68	6
	2520-303-5074	1-SPIDER DIFFERENTIAL CASE 3278F84 (78500)								68	8
		4-GEAR HELICAL TO BEVEL GEAR A2233J114 (78500)								68	10
	5310-285-9402	14-WASHER HEAR BEARING 1229Q1031 (78500)								68	12
		1004-STEERING AND LEANING WHEEL MECHANISM									
P-O	2520-734-6991	FLANGE ASSEMBLY,DRIVE: 7346991 (19207)	EA	2	*	*	*	*	6	20	71
P-O	5340-734-6992	PLUG,EXPANSION: DRIVE FLANGE 7346992 (19207)	EA	1	*	*	*	*	6	20	71
P-O	5330-054-6865	PACKING,PREFORMED: 220984 (44674)	EA	1	*	*	*	*	6	20	71
P-O	5306-752-1631	BOLT,MACHINE:FLANGE TO HUB 7521631 (19207)	EA	10	*	*	*	*	6	20	71
P-O	5310-584-5272	WASHER,LOCK:FLANGE TO HUB MS35338-48 (96906)	EA	10	*	*	*	*	6	20	71
X1		FLANGE,DRIVE: 8758278 (19207)		1						71	6
P-O	2530-734-6993	GASKET: DRIVE FLANGE (COMPONENT OF GASKET SET, FSN 2520-734-6806 7346993 (19207)	EA	2	*	*	*	*	20		71
P-O	2520-740-9550	SEAL,PLAIN,ENCASED:HUB BEARING, INNER FRONT 7409550 (19207)	EA	2	*	*	*	*	20	200	71
P-O	2520-740-9551	DEFLECTOR,DIRT AND MOISTURE: FRONT WHEL BRAKE DRUMS 7409551 (19207)	EA	2	*	*	*	*	8	20	71
P-O	2530-734-6982	SPINDLE:WHEEL BEARINGS 7346982 (19207)	EA	2	*	*	*	*	6	20	71
X1		SPINDLE: 8758276 (19207)		1						71	11



(1)	(2)	(3)	(4)	(5)	(6)	(7)	(8)	(9)	(10)					
SMR Code	Federal Stock Number	DESCRIPTION	UNIT of meas	Qty inc. in Unit	30-day allowance	DS maint	30-day allowance	GS maint	1-yr alw	Depot alw	Illustration			
		Reference Number & Mfr. Code	Usable On Code	(a)	(b)	(c)	(a)	(b)	(c)	per equip	100 per equip	(a) Figure No.	(b) Item No.	
1004-STEERING AND LEANING WHEEL MECHANISM-CONTINUED														
P-O	5310-012-1983	NUT,PLAIN,HEXAGON: SPINDLE STUD 131983 (21540)	A	EA	10	*	*	*	*	*	6	20	71	12
P-O	5310-616-6354	WASHER,FLAT:SPINDLE STUD MS35335-38 (96906)	A	EA	10	*	*	*	*	*	6	20	71	13
P-F	3120-537-0614	BEARING,BRAKE: SPINDLE 7346983 (19207)	A	EA	2	*	*	*	*	*	15	30	71	14
P-F	5310-033-6007	WASHER,FLAT: UNIVERSAL JOINT SPACER OUTER 7346986 (19207)	A	EA	2	*	*	*	*	*	6	10	71	15
P-F	2530-734-6815	KNUCKLE ASSEMBLY: (LEFT,WITH STUDS) 7346815 (19207)	A	EA	1	*	*	*	*	*	4	10	71	16
P-F	2530-734-6816	KNUCKLE ASSEMBLY: (RIGHT,WITH STUDS) 7346816 (19207)	A	EA	1	*	*	*	*	*	4	10	71	16
P-F	5307-734-6811	STUD,PLAIN: KNUCKLE 7346811 (19207)	A	EA	12	*	*	*	*	*	8	20	71	17
X1		NUT,PLAIN: A225876 (19207)	A		2								71	18
X1		SCREW,MACHINE: A225875 (19207)	A		2								71	19
P-F	2520-177-7906	KNUCKLE: 8758352 (19207)	A	EA	1	*	*	*	*	*	4	8	71	20
P-F	5307-734-6900	STUD,PLAIN: KNUCKLE TO ARM 7346900 (19207)	A	EA	4	*	*	*	*	*	4	8	71	21
P-F	2520-734-6977	GUARD: UNIVERSAL JOINT BOOT LEFT 7346977 (19207)	A	EA	1	*	*	*	*	*	4	10	71	22
P-F	2530-734-6978	GUARD: UNIVERSAL JOINT BOOT,RIGHT 7346978 (19207)	A	EA	1	*	*	*	*	*	4	10	71	22
P-F	5310-820-6653	WASHER,LOCK: BOOT GUARD MS35338-50 (96906)	A	EA	7	*	*	*	*	*	6	10	71	23
P-F	5305-044-5503	SCREW,MACHINE: BOOT GUARD MS90725-160 (96906)	A	EA	6	*	*	*	*	*	6	10	71	24
P-F	5340-427-2282	BUSHING,TAPERED: STEERING KNUCKLE AND BEARING 7346812 (19207)	A	EA	4	*	*	*	*	*	8	20	71	25
P-F	5310-800-0695	WASHER,FLAT:ARM MS35335-39 (96906)	A	EA	4	*	*	*	*	*	6	10	71	26
P-F	5310-274-7721	NUT,PLAIN,HEXAGON:STEERING KNUCKLE ARM 7346813 (19207)	A	EA	4	*	*	*	*	*	6	10	71	27

(1) SMR Code	(2) Federal Stock Number	(3) DESCRIPTION	(4) UNIT of meas	(5) Qty inc in Unit	(6) 30-day DS allowance	(7) 30-day GS allowance	(8) 1-yr alw per 100 equip	(9) Depot alw per 100 equip	(10) Illustration Figure No.	(a)	(b)	(c)	(a)	(b)	(c)	(a)	(b)
		Reference Number & Mfr. Code															
		Usable On Code															
1004-STEERING AND LEANING WHEEL MECHANISM-CONTINUED																	
P-F	2530-734-6979	ARM: STEERING KNUCKLE 7346979 (19207)	A	EA	2	* * *	* * *	* * *	4	10	71	28					
		(EXCEPT M139D)															
P-F	2530-927-9387	ARM: STEERING KNUCKLE 7992575 (19207)	MA	EA	2	* * *	* * *	* * *	4	10	71	28					
P-F	5307-734-6980	STUD,BALL: ARM 7346980 (19207)	A	EA	2	* * *	* * *	* * *	6	10	71	29					
P-F	5310-835-2140	NUT,PLAIN: ARM MS35692-69 (96906)	A	EA	2	* * *	* * *	* * *	6	10	71	30					
P-F	5315-298-1481	PIN,COTTER: BALL STUD MS24665-357 (96906)	A	EA	2	* * *	* * *	* * *	10	50	71	31					
P-F	2530-312-0808	SPACER: 0.125 (COMPONENT OF SPACER SET, FSN 2520-734-6981 1244B548 (78500)	A	EA	2	* * *	* * *	* * *	10		71	32					
X1		SPACER: 0.135 (COMPONENT OF SPACER SET, FSN 2520-734-6981 1244C549 (78500)	A		2						71	32					
P-F	2530-312-0812	SPACER,BEARING: 0.145 (COMPONENT OF SPACER SET, FSN 2520-734-6981 1244D550 (78500)	A	EA	2	* * *	* * *	* * *	10		71	32					
X1		SPACER: 0.155 (COMPONENT OF SPACER SET, FSN 2520-734-6981 1244E551 (78500)	A		2						71	32					
P-F	2530-312-0815	SPACER: 0.165 (COMPONENT OF SPACER SET, FSN 2520-734-6981 1244F552 (78500)	A	EA	2	* * *	* * *	* * *	10		71	32					
P-F	2530-734-6971	SLEEVE ASSSEMBLY: 7346971 (19207)	A	EA	4	* * *	* * *	* * *	8	20	71	33					
P-F	2530-288-1889	BEARING,SLEEVE: BUSHING TYPE 7346972 (19207)	A	EA	1	* * *	* * *	* * *	8	20	71	34					
X1		SLEEVE,FLANGED: 8758253 (19207)	A		1						71	35					
P-F	5340-734-6976	CLAMP ASSEMBLY: (LOOP, WITH NUT) BOOT 7346976 (19207)	A	EA	2	* * *	* * *	* * *	8	20	71	36					
P-F	5310-707-1097	NUT,PLAIN,HEXAGON: CLAMP 7071097 (19207)	A	EA	1	* * *	* * *	* * *	6	10	71	37					
X1		CLAMP: 8758265-1 (19207)	A		1						71	38					
P-F	5305-752-1693	SCREW,MACHINE: CLAMP 7521693 (19207)	A	EA	2	* * *	* * *	* * *	6	10	71	39					
P-F	2530-832-7123	BOOT,DUST AND MOISTURE SEAL: 8327123 (19207)	A	EA	2	* * *	* * *	* * *	10	40	71	40					

(1)	(2)	(3)	(4)	(5)	(6)	(7)	(8)	(9)	(10)					
SMR Code	Federal Stock Number	DESCRIPTION	UNIT of meas	Qty in Unit	30-day allowance	DS maint	30-day allowance	GS maint	1-yr alw	Depot alw	Illustration (a) Figure No.	(b) Item No.		
		Reference Number & Mfr. Code	Usable	On Code	(a)	(b)	(c)	(a)	(b)	(c)	per equip	per equip		
					1-20	21-50	51-100	1-20	21-50	51-100	gcy			
		1004-STEERING AND LEANING WHEEL MECHANISM-CONTINUED												
P-F	5310-880-7744	NUT,PLAIN,HEXAGON: OUTER BOOT CLAMP MS1967-5 (96906)	A	EA	2	*	*	*	*	*	6	10	71	41
P-F	5305-948-4043	SCREW,MACHINE:RING MS35275-294 (96906)	A	EA	24	*	*	*	*	*	10	25	71	42
P-F	2520-734-6975	RING:BOOT CLAMP OUTER 7346975 (19207)	A	EA	2	*	*	*	*	*	6	20	71	43
P-F	2530-734-6974	PLATE:SLEEVE 7346974 (19207)	A	EA	2	*	*	*	*	*	6	20	71	44
P-O	4730-279-0358	FITTING:STEERING KNUCKLE PLATE 504209 (21450)	A	A	2	*	*	*	*	*	10	25	71	45
P-F	5305-725-4111	SCREW CAP HEXAGON HEAD: STEERING KNUCKLE PLATE MS90726-165 (96906)	A	EA	8	*	*	*	*	*	6	20	71	46
P-F	2520-734-6985	SHAFT,AXLE AUTOMOTIVE: LEFT SHORT 7346985 (19207)	A	EA	1	*	*	*	*	*	8	20	72	1
P-F	2520-734-6984	SHAFT,AXLE AUTOMOTIVE: RIGHT LONG 7346984 (19207)	A	EA	1	*	*	*	*	*	8	20	72	1
X1		SHAFT: RZ-OJ102 (83324)			1								72	2
X1		PIN: SHAFT RZ-N52 (83324)	A		1								72	3
X1		PILOT: SHAFT RZ-J51 (83324)	A		1								72	4
X1		CAGE: SHAFT RZ-J31 (83324)	A		1								72	5
X1		RACE: CAGE RZ-OJ33-2 (83324)	A		1								72	6
X1		BALL: RACE RZ-BA3040 (83324)	A		6								72	7
P-F	5340-338-1857	RING,RETAINING: INNER SHAFT RETAINER 8332701 (19207)	A	EA	1	*	*	*	*	*	6	10	72	8
P-F	5340-734-6990	RING,RETAINING: UNIVERSAL JOINT 7346990 (19207)	A	EA	1	*	*	*	*	*	6	10	72	8
P-F	2530-734-6989	PLATE,RETAINING,SHAFT: UNIVERSAL JOINT 7346989 (19207)	A	EA	2	*	*	*	*	*	6	10	72	9
P-F	5305-273-4949	SCREW,CAP, SOCKET HEAD: SHAFT RETAINING PLATE MS24677-48 (96906)	A	EA	6	*	*	*	*	*	6	10	72	10

(1) SMR Code	(2) Federal Stock Number	(3) DESCRIPTION	(4) UNIT of meas	(5) Qty in Unit	(6) 30-day DS allowance	(7) 30-day GS allowance	(8) 1-yr alw	(9) Depot alw	(10) Illustration	(11) Equipment	(12) Figure No.	(13) Item No.
Reference Number & Mfr. Code			Usable On Code			(a)	(b)	(c)	(a)	(b)	(c)	gcy
			(a)	(b)	(c)	(a)	(b)	(c)				
1004-STEERING AND LEANING WHEEL MECHANISM-CONTINUED												
P-F	2520-692-6162	SPACER, UNIVERSAL JOINT: 8332702 (19207)	A	EA	2	*	*	*	*	*	*	6 20 72 11
P-F	2520-734-6987	SPACER, SLEEVE: UNIVERSAL JOINT 7346987 (19207)	A	EA	2	*	*	*	*	*	*	6 20 72 11
P-F	5305-734-6988	SET SCREW: SLEEVE SPACER 7346988 (19207)	A	EA	2	*	*	*	*	*	*	6 10 72 12
X1		SHAFT: 8758348 (19207)	A		1							72 13
P-F	5310-033-6007	WASHER, FLAT: UNIVERSAL JOINT SPACER OUTER 7346986 (19207)	A	EA	2	*	*	*	*	*	*	6 10 72 14
P-F	5330-286-7055	SEAL, PLAIN, ENCASED: SHAFT 500135 (21450)	A	EA	2	*	*	*	*	*	*	20 200 72 15
P-F	2520-734-6951	SEAL ASSEMBLY: 7346951 (19207)	A	EA	2	*	*	*	*	*	*	10 40 72 16
P-F	2520-734-6981	SPACER SET: TRUNNION SOCKET BEARING PIN MPS513 (02413) CONSISTING OF:	A	EA	1	*	*	*	*	*	*	10 40
	2530-312-0808	2-SPACER 0.125 1244B548 (78500)										
		2-SPACER 0.135 1244C549 (78500)										71 32
	2530-312-0812	2-SPACER 0.145 1244D550 (78500)										
		2-SPACER 0.155 1244E551 (78500)										
	2530-312-0815	2-SPACER 0.165 1244F552 (78500)										
GROUP 11-REAR AXLE												
1100-REAR AXLE ASSEMBLY												
P-F-R	2520-200-1281	AXLE ASSEMBLY, AUTOMOTIVE : ALL MODELS EXCEPT IA, HA, JA, BD, IK, FJ, BG, LA, MA, ZA, BO, HB 8327007 (19207)	BE	EA	2	*	*	*	*	*	*	6 10 73 1
P-F-R	2520-200-1281	AXLE ASSEMBLY, AUTOMOTIVE: 8327216 (19207)	HA, JA, BG, BD, IK, FJ	EA	2	*	*	*	*	*	*	6 10 73 1
P-F-R	2530-734-6997	AXLE ASSEMBLY: AUTOMOTIVE 7346997	EA, CB	EA	2	*	*	*	*	*	*	6 10 73 1
P-F-R	2520-741-1141	AXLE ASSEMBLY, AUTOMOTIVE: 7411141 (19207)	BE, IA, HB, LA, MA, BO	EA	2	*	*	*	*	*	*	6 10 73 1
P-F	2510-734-6952	PLATE: MOUNTING BRACKET 7346952 (19207)	A	EA	2	*	*	*	*	*	*	2 5 73 2
P-F	2510-734-6998	BRACKET ASSEMBLY: AXLE HOUSING 7979363 (19207)	A	EA	2	*	*	*	*	*	*	3 5 73 3
P-F		BOLT, MACHINE: MOUNTING BRACKET 7346956 (19207)	A	EA	8	*	*	*	*	*	*	6 10 73 4

(1) SMR Code	(2) Federal Stock Number	(3) DESCRIPTION	(4) UNIT of meas	(5) Qty in Unit	(6) 30-day DS allowance	(7) 30-day GS allowance	(8) 1-yr alw	(9) Depot alw	(10) Illustration	(a) Figure No.	(b) Item No.	
Reference Number & Mfr. Code			Usable On Code			(a) 1-20	(b) 21-50	(c) 51-100	(a) 1-20	(b) 21-50	(c) 51-100	gcy
1100-REAR AXLE ASSEMBLY-CONTINUED												
P-F	2530-734-6953	BRACKET: MOUNTING 7346953 (19207)	A	EA	2	* * *	* * *	* * *	3	5	73	5
P-F	2530-040-2271	BRACKET: ANGLE HYDRAULIC LINE 7409452 (19207)	A	EA	2	* * *	* * *	* * *	3	5	73	6
P-F	2530-734-6954	PLATE: BRACKET MOUNTING 7346954 (19207)	A	EA	2	* * *	* * *	* * *	3	5	73	7
P-F	5310-734-6957	NUT, PLAIN, HEXAGON: BRACKET TO PLATE 7979327 (19207)	A	EA	8	* * *	* * *	* * *	6	10	73	8
P-F		WASHER, LOCK: BRACKET TO PLATE MS35338-113 (96906)	A	EA	8	* * *	* * *	* * *	6	10	73	9
P-F	2530-797-9224	BRACKET, ROD TORQUE: 7979224 (19207)	A	EA	2	* * *	* * *	* * *	3	5	73	10
P-F	5306-752-1631	BOLT, MACHINE: REAR AXLE SHAFT 7532631 (19207)	A	EA	80	* * *	* * *	* * *	40	200	74	1
P-F	5310-584-5272	WASHER, LOCK: REAR AXLE SHAFT MS35338-48 (96906)	A	EA	80	* * *	* * *	* * *	40	200	74	2
P-F	2520-734-6960	SHAFT: REAR AXLE (USE ON ALL MODELS EXCEPT BE, IA, LA, MA 3202J2610 (78500)	A	EA	4	* * *	* * *	* * *	4	8	74	3
P-F	5306-272-3747	SHAFT: REAR AXLE 7346956 (19207)	IA, BE, LA, MA	EA	4	* * *	* * *	* * *	4	8	74	3
P-F	2530-734-6993	GASKET: DRIVE FLANGE (COMPONENT OF GASKET SET, FSN 2520-734-6806 22088314 (78500)	A	EA	4	* * *	* * *	* * *	10		74	4
1101-HOUSING, COVERS AND PLUGS												
P-O	5315-752-1651	PIN, SHOULDER, HEADLESS 7521651 (19207)	A	EA	6	* * *	* * *	* * *	6	20	75	1
P-F	5307-208-9245	STUD, PLAIN: HOUSING 7346810 (19207)	A	EA	36	* * *	* * *	* * *	10	40	75	2
P-O	4820-726-4719	VALVE, AIR PRESSURE RELIEF: SIDE COVER 5196397 (19207)	A	EA	2	* * *	* * *	* * *	8	20	75	3
P-O	4730-732-6126	PLUG, MACHINE THREAD: 7326126 (19207)	A	EA	2	* * *	* * *	* * *	8	20	75	4
P-O	5330-839-9066	GASKET: (COMPONENT OF GASKET SET, FSN 2520-734-6806) MS35769-21 (96906)	A	EA	2	* * *	* * *	* * *	10		75	5
P-O	4730-273-7512	PLUG, PIPE, MAGNETIC: HOUSING DRAIN 502398 (78500)	A	EA	21	* * *	* * *	* * *	8	20	75	6
X1		HOUSING AXLE: 8758344 (19207)	A		1						75	7

(1) SMR Code	(2) Federal Stock Number	(3) DESCRIPTION	(4) UNIT of meas	(5) Qty	(6) 30-day DS inc. allowance in Unit	(7) 30-day GS allowance	(8) 1-yr alw per equip	(9) Depot alw per equip	(10) Illustration (a) Figure No.	(b) Item No.		
Reference Number & Mfr. Code			Usable On Code			(a) 1-20	(b) 21-50	(c) 51-100	(a) 1-20	(b) 21-50	(c) 51-100	gcy
1102-DIFFERENTIAL (SEE GROUPM 1002 FOR COMPONENTS AND KIT SETS)												
GROUP 12-BRAKES												
1201-HAND BRAKES												
P-O	2530-040-2401	LEVER ASSEMBLY: HAND BRAKE 8365663 (19207)	A	EA	1	* * *	* * *	4	8	76	1	
P-O	5355-359-0405	KNOB: LEVER 8343624 (19207)	A	EA	1	* * *	* * *	6	10	76	2	
X1		SPRING, HELICAL, COMPRESSION: HOUSING 8374954 (19207)	A		1					76	3	
X1		BALL: HOUSING 169108 (21450)	A		1					76	4	
X1		HOUSING: BRAKE LEVER 8343629 (19207)	A		1					76	5	
X1		LEVER: 8374950 (19207)	A		1					76	6	
X1		PIN: 8343628 (19207)	A		1					76	7	
X1		BRACKET: 8374952 (19207)	A		2					76	8	
X1		SPACER: 8343635 (19207)	A		2					76	9	
X1		BRACKET: 8343630 (19207)	A		2					76	10	
P-O	5310-950-0039	NUT, SELF-LOCKING, HEXAGON: BRACKETS TO LEVER MS21044N6 (96906)	A	EA	1	* * *	* * *	6	10	76	11	
P-O	5310-081-4219	WASHER, FLAT: BRACKET TO LEVER MS27183-12 (96906)	A	EA	1	* * *	* * *	6	10	76	12	
P-O	5315-842-3044	PIN, COTTER: MS24665-283 (96906)	A	EA	1	* * *	* * *	6	10	76	13	
P-O	2530-740-9361	BRACKET, ANGLE: 7409361 (19207)	A	EA	1	* * *	* * *	2	5	76	14	
P-O	5310-950-0039	NUT, SELF-LOCKING, HEXAGON: ANGLE BRACKET TO LEVER MS21044N6 (96906)	A	EA	2	* * *	* * *	6	10	76	15	
P-O	5305-269-2801	SCREW, CAP, HEXAGON HEAD ANGLE BRACKET TO LEVER MS90726-58 (96906)	A	EA	2	* * *	* * *	6	10	76	16	

(1) SMR Code	(2) Federal Stock Number	(3) DESCRIPTION	(4) UNIT of meas	(5) Qty inc. in Unit	(6) 30-day DS maint allowance	(7) 30-day GS maint allowance	(8) 1-yr alw per equip	(9) Depot maint alw per equip	(10) Illustration Figure No.	(a) 100 cnt-	(b) 100 equip	(c) Figure No.	(b) Item No.		
Reference Number & Mfr. Code			Usable On Code			(a)	(b)	(c)	(a)	(b)	(c)				
						1-20	21-50	51-100	1-20	21-50	51-100	gcy			
1201-HAND BRAKES-CONTINUED															
P-O	3040-240-9254	CONNECTING LINK,RIGID: ADJUSTING ROD 8343631 (19207)	A	EA	1	*	*	*	*	*	*	2	5	76	17
P-O	2530-930-1543	ROD,ADJUSTING: CONNECTING LINK TO LEVER SCREW 8374951 (19207)	A	EA	1	*	*	*	*	*	*	2	5	76	18
X1		SCREW: ADJUSTING ROD TO LEVER 104934R1 (31007)	A		1									76	19
X1		TUBE: BRACKET SCREW 10883128 (19207)	A		2									76	20
P-O	5305-269-2818	SCREW,CAP,HEXAGON HEAD: BRACKETS TO LEVER MS90726-74 (96906)	A	EA	2	*	*	*	*	*	*	6	10	76	21
P-O	5315-741-5746	PIN,BRAKE ROD: 7415746 (19207)	A	EA	1	*	*	*	*	*	*	6	10	76	22
X1		RIVET: BRACKET TO LEVER 8701439 (19207)	A		1									76	23
P-O	5340-682-1762	RING,RETAINING: 587555 (21450)	A	EA	1	*	*	*	*	*	*	6	10	76	24
P-O	5310-625-5756	WASHER,FLAT: MS15795-812 (96906)	A	EA	1	*	*	*	*	*	*	6	10	76	25
X1		SPACER: 8343634 (19207)	A		1									76	26
P-O	2530-179-3637	SPACER,LEVER,BRAKE: 8343637 (19207)	A	EA	2	*	*	*	*	*	*	4	8	76	27
P-O	5340-696-0411	CLEVIS,ROD END BRAKE: 8333013 (19207)	A	EA	1	*	*	*	*	*	*	2	5	77	1
P-O	5305-269-2805	SCREW,CAP,HEXAGON HEAD: CLAMP BRACKET MS90726-62 (96906)	A	EA	6	*	*	*	*	*	*	6	10	77	2
P-O	2530-999-8591	BRACKET,CLAMP: CABLE END 10883130 (19207)	A	EA	1	*	*	*	*	*	*	2	5	77	3
P-O	5310-732-0558	NUT,PLAIN,HEXAGON: CLAMP BRACKET MS51967-8 (96906)	A	EA	10	*	*	*	*	*	*	6	10	77	4
P-O	5305-269-2806	SCREW,CAP,HEXAGON HEAD: CABLE CLAMP MS90726-63 (96906)	A	EA	4	*	*	*	*	*	*	6	10	77	5
P-O	5310-809-4058	WASHER,FLAT: CABLE CLAMP MS27183-10 (96906)	A	EA	8	*	*	*	*	*	*	6	10	77	6
P-O	5305-068-0505	SCREW,CAP,HEXAGON HEAD: CABLE CLAMP MS90726-5 (96906)	A	EA	5	*	*	*	*	*	*	6	10	77	7
P-O	5310-959-7600	NUT,PLAIN: MS51922-5 (96906)	A	EA	5	*	*	*	*	*	*	6	10	77	8

(1) SMR Code	(2) Federal Stock Number	(3) DESCRIPTION	(4) UNIT of meas	(5) Qty in Unit	(6) 30-day DS allowance	(7) 30-day GS allowance	(8) 1-yr alw	(9) Depot maint	(10) Illustration	(a) Figure No.	(b) Item No.	
Reference Number & Mfr. Code			Usable On Code			(a) 1-20	(b) 21-50	(c) 51-100	(a) 1-20	(b) 21-50	(c) 51-100	gcy
1201-HAND BRAKES-CONTINUED												
P-O	2530-740-9372	CONNECTING LINK,RIGID: CABLE CLAMP 7409372 (19207)	A	EA	3	*	*	*	*	*	*	3 5 77 9
P-O	5340-282-7521	CLAMP,LOOP: PARKING BRAKE CABLE MS21333-40 (96906)	A	EA	1	*	*	*	*	*	*	4 8 77 10
P-O	5340-740-9366	CLAMP: PARKING BRAKE CABLE (USE STRAP, FSN 5340-512-1948 WHEN STOCK IS EXHAUSTED) 7409366 (19207)	A	EA	2	*	*	*	*	*	*	4 8 77 11
P-O	5310-740-9365	NUT,SINGLE BALL SEAT: CABLE END 7409369 (19207)	A	EA	1	*	*	*	*	*	*	6 10 77 12
P-O	5310-732-0558	NUT,PLAIN,HEXAGON: CABLE END MS51967-8 (96906)	A	EA	1	*	*	*	*	*	*	6 10 77 13
P-O	2530-741-3485	BRACKET,CABLE CLAMP 7413485 (19207)	A	EA	1	*	*	*	*	*	*	3 5 77 14
P-O	2530-740-9365	CABLE: HAND BRAKE 7409365 (19207)	A	EA	1	*	*	*	*	*	*	6 8 77 15
P-O	2530-052-3687	PLATE,WEAR,PARKING: PARKING BRAKE CABLE 10883131 (19207)	A	EA	1	*	*	*	*	*	*	3 5 77 16
P-O	2530-052-3683	CLAMP,PARKING BRAKE: BRAKE CABLE 10883129 (96906)	A	EA	2	*	*	*	*	*	*	3 5 77 17
P-O	2530-033-6029	BRAKE DRUM: PARKING 7409367 (19207)	A	EA	1	*	*	*	*	*	*	6 20 78 1
P-O	2530-563-5531	BRACKET: BRAKE DRUM ASSEMBLY 7409363 (19207)	A	EA	1	*	*	*	*	*	*	3 5 78 2
P-O	5360-693-0615	SPRING,HELICAL EXTENSION: RETURN OUTER SHOE 7521284 (19207)	A	EA	1	*	*	*	*	*	*	6 10 78 3
P-O	5310-880-7745	NUT,PLAIN,HEXAGON: BRACKET MS51968-11 (96906)	A	EA	1	*	*	*	*	*	*	6 10 78 4
P-O	5305-206-0932	SCREW,SHOULDER: ADJUSTING SHOE 7064469 (19207)	A	EA	1	*	*	*	*	*	*	6 10 78 5
P-O	2530-312-1583	DEFLECTOR,DIRT AND OIL: COMPANION FLANGE 7409371 (19207)	A	EA	1	*	*	*	*	*	*	4 8 78 6
P-O	2920-734-6802	FLANGE ASSEMBLY,COMPANION: 7346802 (19207)	A	EA	1	*	*	*	*	*	*	3 5 78 7
P-O	5310-737-5259	WASHER,FLAT: COMPANION FLANGE 7375259 (19207)	A	EA	1	*	*	*	*	*	*	6 10 78 8
P-O	5310-492-9631	NUT,SLOTTED,HEXAGON: COMPANION FLANGE A143813 (76040)	A	EA	1	*	*	*	*	*	*	6 10 78 9



(1) SMR Code	(2) Federal Stock Number	(3) DESCRIPTION	(4) UNIT of meas	(5) Qty inc. in Unit	(6) 30-day DS maint allowance	(7) 30-day GS maint allowance	(8) 1-yr alw per 100 equip- cnt-	(9) Depot maint alw per 100 equip No.	(10) Illustration Figure No.	(b) Item No.					
Reference Number & Mfr. Code			Usable On Code			(a)	(b)	(c)	(a)	(b)	(c)				
						1-20	21-50	51-100	1-20	21-50	51-100				
1201-HAND BRAKES-CONTINUED															
P-O	5315-059-0184	PIN,COTTER: SLOTTED NUT MS24665-361 (96906)	A	EA	1	*	*	*	*	*	*	6	10	78	10
P-O	5310-732-0559	NUT,PLAIN,HEXAGON: DRUM TO FLANGE MS51968-8 (96906)	A	EA	8	*	*	*	*	*	*	6	10	78	11
P-O-R	2530-693-0679	BRAKE SHOE,INTERNAL: 8380558 (19207)	A	EA	1	*	*	*	*	*	*	15	30	78	12
P-F	5320-058-9890	RIVET,TUBULAR: (INNER SHOE LINING (8), AND OUTER SHOE LINING (8) RV388 (78500)	A	EA	16	*	*	*	*	*	*	90	300	78	13
P-F	2530-736-8682	LINING,FRICITION: INNER BRAKE SHOE 7368682 (19207)	A	EA	1	*	*	*	*	*	*	15	30	78	14
X1		SHOE,BRAKE: INNER SET 8757707 (19207)	A		1									78	15
P-O	5310-297-3314	WASHER,FLAT: BRAKE SHOE 7064467 (19207)	A	EA	4	*	*	*	*	*	*	6	10	78	16
P-O	5310-637-9541	WASHER,LOCK: BRAKE SHOE MS35338-46 (96096)	A	EA	2	*	*	*	*	*	*	6	10	78	17
P-O	5315-316-0992	PIN,SHOULDER,HEADLESS: BRAKE SHOE 7064470 (19207)	A	EA	1	*	*	*	*	*	*	6	10	78	18
P-O	2530-736-8683	LEVER ASSEMBLY,SHOE: 7368683 (19207)	A	EA	1	*	*	*	*	*	*	4	10	78	19
P-O	5340-752-1285	RING RETAINING: SHOE LOVER PIN (2),SHOE ANCHOR BOLT (1) 7521285 (19207)	A	EA	3	*	*	*	*	*	*	4	10	78	20
P-O	5315-312-0831	PIN,GROOVED,HEADLESS: SHOE LEVER 7521448 (91207)	A	EA	2	*	*	*	*	*	*	4	10	78	21
X1		LEVER,SHOE: 8757709 (19207)	A		1									78	22
P-O	5315-018-7988	PIN,COTTER: EXTENSION SPRING MS24665-493 (96906)	A	EA	1	*	*	*	*	*	*	4	10	78	23
P-O	5360-740-9447	SPRING,HELICAL EXTENSION: BRAKE LEVER 7409447 (19207)	A	EA	1	*	*	*	*	*	*	6	10	78	24
P-O	5306-740-9370	BOLT,MACHINE: BRAKE SHOE 7409370 (19207)	A	EA	1	*	*	*	*	*	*	4	10	78	25
P-O	5310-333-7519	PIN,SHOULDER,HEADLESS: BRAKE SHOE 7064468 (19207)	A	EA	1	*	*	*	*	*	*	4	10	78	26
P-O	2530-321-6375	SPRING,BRAKE SHOE: 7064466 (19207)	A	EA	1	*	*	*	*	*	*	6	10	78	27
P-O	4730-172-0028	FITTING,LUBRICATION: BRAKE SHOE MS15003-4 (96906)	A	EA	1	*	*	*	*	*	*	6	10	78	28

(1) SMR Code	(2) Federal Stock Number	(3) DESCRIPTION	(4) UNIT of meas	(5) Qty in Unit	(6) 30-day allowance	(7) DS maint	(8) 30-day allowance	(9) GS maint	(10) 1-yr alw	(11) Depot alw	(12) Illustration	(13) Figure	(14) Item		
Reference Number & Mfr. Code			Usable On Code			(a)	(b)	(c)	(a)	(b)	(c)	per equip	(a) No.	(b) No.	
						1-20	21-50	51-100	1-20	21-50	51-100	gcy			
1201-HAND BRAKES-CONTINUED															
P-O	2530-693-068	BRAKE SHOE WITH LINING: OUTER 8380559 (19207)	A	EA	1	*	*	*	*	*	*	15	30	78	29
X1		SHOE, BRAKE: OUTER 8757706 (19207)	A		1									78	30
P-F	2530-289-720	LINING, FRICTION: OUTER BRAKE SHOE 7368681 (19207)	A	EA	1	*	*	*	*	*	*	15	30	78	31
P-O	4730-050-420	FITTING, LUBRICATION: OUTER BRAKE SHOE MS15003-1 (96906)	A	EA	2	*	*	*	*	*	*	6	10	78	32
P-O	5310-637-954	WASHER, LOCK: OUTRE BRAKE SHOE MS35338-46 (96906)	A	EA	1	*	*	*	*	*	*	6	10	78	33
P-O	5310-732-055	NUT, PLAIN, HEXAGON: OUTER BRAKE SHOE MS1968-8 (96906)	A	EA	1	*	*	*	*	*	*	6	10	78	34
P-O	5310-891-342	NUT, PLAIN, HEXAGON: OUTRE BRAKE SHOE MS35691-77 (96906)	A	EA	4	*	*	*	*	*	*	6	10	78	35
P-O	4730-172-002	FITTING, LUBRICATION: INNER BRAKE SHOE MS15003-4 (96906)	A	EA	1	*	*	*	*	*	*	6	10	78	36
P-O	5306-737-615	BOLT, RIBBED NECK: SERRATED SHOULDER 10X507 (78500)	A	EA	8	*	*	*	*	*	*	6	10	78	37
NON-ILLUSTRATED															
P-F	5306-274-095	BOLT, MACHINE: STOP, SHOE 7409364 (19207)	A	EA	1	*	*	*	*	*	*	6	10		
P-F	5310-297-331	WASHER, FLAT: BRAKE SPACER TIE SPRING 7064467 (19207)	A	EA	1	*	*	*	*	*	*	6	10		
1202-SERVICE BRAKES															
P-O	5305-269-321	SCREW, CAP, HEXAGON: BRAKE WHEEL CYLINDER DUST COVER MS90725-59 (96906)	A	EA	12	*	*	*	*	*	*	6	10	79	1
P-O	5310-637-954	WASHER, LOCK: BRAKE WHEEL. CYLINDER DUST COVER MS35338-46 (96906)	A	EA	12	*	*	*	*	*	*	6	10	79	2
P-O	5306-740-937	BOLT AND WASHER ASSEMBLY: 7409376 (19207)	A	EA	12	*	*	*	*	*	*	4	8	79	3
P-O	2530-740-938	SPRING, HELICAL, COMPRESSION: ADJUSTING CAM TENSION 7409382 (19207)	A	EA	12	*	*	*	*	*	*	6	10	79	4
P-O	2530-457-167	CAM, BRAKE ADJUSTING: UPPER SHOE 5282725 (19207)	A	EA	12	*	*	*	*	*	*	4	8	79	5

(1) SMR Code	(2) Federal Stock Number	(3) DESCRIPTION	(4) UNIT of meas	(5) Qty inc. in Unit	(6) 30-day DS allowance	(7) 30-day GS allowance	(8) 1-yr alw	(9) Depot alw	(10) Illustration Figure	(a) 100 equip	(b) 100 equip	(c) 100 equip	(a) No.	(b) No.
Reference Number & Mfr. Code			Usable On Code			(a) 1-20	(b) 21-50	(c) 51-100	(a) 1-20	(b) 21-50	(c) 51-100	gcy		
1202-SERVICE BRAKES-CONTINUED														
P-O	2530-656-4895	SHIELD,HEAT: WHEEL CYLINDER 7409323 (19207)	A	EA	6	* * *	* * *	* * *	4	8	79			6
P-O	2530-272-8106	LINK,WHEEL CYLINDER 7413486 (19207)	A	EA	12	* * *	* * *	* * *	4	8	79			7
P-O	2530-864-2990	SHOE: BRAKE WITH LINING 7409380 (19207)	A	EA	12	* * *	* * *	* * *	60	120	79			8
P-O	5315-740-9379	PIN,GROOVED,HEADLESS: 7979330 (91207)	A	EA	12	* * *	* * *	* * *	6	10	79			9
P-O	5310-740-9385	WASHER,SPRING TENSION: 7409385 (19207)	A	EA	12	* * *	* * *	* * *	6	10	79			10
P-O	5310-059-4261	WASHER,FLAT: 7414384 (19207)	A	EA	24	* * *	* * *	* * *	6	10	79			11
P-O	5340-944-4911	RETAINING: MS16633-3025 (96906)	A	EA	12	* * *	* * *	* * *	6	10	79			12
P-O	5310-797-9322	WASHER,SLOTTED: 7979332 (19207)	A	EA	12	* * *	* * *	* * *	6	10	79			13
P-O	2530-204-3622	LINK,ANCHOR BRAKE SHOE: 797340 (19207)	A	EA	6	* * *	* * *	* * *	6	10	79			14
X2-O		BRACKET: ANCHOL PIN MOUNTING 7979334 (19207)	A	EA	6				6	10	79			15
P-O	5310-584-7888	WASHER,LOCK: MS35338-51 (96906)	A	EA	12	* * *	* * *	* * *	6	10	79			16
P-O	5310-275-9460	NUT,PLAIN,HEXAGON: 7413488 (19207)	A	EA	12	* * *	* * *	* * *	6	10	79			17
P-O	5310-595-7237	WASHER,LOCK: (COMONENT OF PARTS KIT, GUIDE PIN FSN, 2530-137-9275 MS35333-42 (96906)	A	EA	12	* * *	* * *	* * *	6	10	79			18
P-O	5310-732-0555	NUT,PLAIN,HEXAGON: (COMPONENT OF PARTS KIT, GUIDE PIN FSN 2530-137-9275 MS1968-8 (96906)	A	EA	12	* * *	* * *	* * *	6	10	79			19
P-O	2530-925-0139	PIN,GUIDE: BRAKE SHOE 11593201 (19207)	A	EA	12	* * *	* * *	* * *	6	12	79			20
P-O	2530-797-9335	SPRING,HELICAL: 7979339 (19207)	A	EA	6	* * *	* * *	* * *	4	8	79			21
P-O	5315-842-3044	PIN,COTTRE: GUIDE PIN MS24665-283 (96906)	A	EA	12	* * *	* * *	* * *	8	20	79			22
P-F		RIVET: MS35743-76 (96906)	A	EA	24	* * *	* * *	* * *	8	20	79			23
P-O	2530-461-3835	PIN,PIVOT,BRAKE SHOE: 7979271 (19207)	A	EA	12	* * *	* * *	* * *	4	8	79			24

(1)	(2)	(3)	TM9-2320-211-34P											
SMR Code	Federal Stock Number	DESCRIPTION	UNIT	(4)	(5)	(6)	(7)	(8)	(9)	(10)				
			meas in Unit	Qty	30-day DS	inc. allowance	DS mai	30-day GS mai	allowance	1-yr alw	Depot alw	Illustrator		
												(a) (b)		
												Figure No.		
												Item No.		
		Reference Number & Mfr. Code	Usable On Code	(a)	(b)	(c)	(a)	(b)	(c)	cnt-	equip	No.		
				1-20	21-51	1-10	1-20	21-51	1-10	gcy				
1202-SERVICE BRAKES-CONTINUED														
X1-F		PLATE: BRAKE BACKING 8758316 (19207)	A		6						79	25		
P-O	2530-232-6	COVER: MOUNTING PLATE,DUST 8758357 (19207)	A	EA	1	*	*	*	*	*	4	8	79	26
P-F	2530-740-9	SHIELD,BRAKE CAM: 7409381 (19207)	A	EA	1	*	*	*	*	*	6	20	79	27
P-F	2520-692-6	PLATE: BRAKE BACKING 8332557 (19207)	A	EA	1	*	*	*	*	*	6	20	79	28
P-O	2530-137-9	PARTS KIT,GUIDE PIN: SERVICE BRAKES 11677781 (19207)	A			*	*	*	*	*	15	40		
		CONSISTING OF:												
		1-SPRING 11663025 (19207)												
		1-GUIDE PIN 11663231 (19207)												
		3-WASHERS 11663232 (19207)												
		1-SPRING 11663233 (19207)												
		1-NUT 11663236 (19207)												
	5310-732-1	1-NUT MS51968-8 (96906)										79	19	
	5310-595-7	1-WASHER,LOCK MS35333-42 (96906)										79	18	
P-F	2530-394-3	LINING,SET: BRAKESHOE 7409375 (19207)	A			*	*	*	*	*	15	40	N/I	
		CONSISTING OF:												
		4-LINING 2740226 (78500)												
	5320-058-9	64-RIVETS MS16536-172 (96906)												
1204-HYDRAULIC BRAKE SYSTEM														
P-O	4730-516-7	BOLT,FULID PASSAGE: MULTIPLE CONNECTOR A167419 (19207)	A	EA	6	*	*	*	*	*	6	10	80	1
P-O	5310-209-1	WASHER,FLAT: MULTIPLE CONNECTOR A215674 (19207)	A	EA	6	*	*	*	*	*	6	10	80	2
P-O	4730-528-2	CONNECTOR,MULTIPLE: FLUID PRESSURE LINE 5282743 (19207)	A	EA	6	*	*	*	*	*	4	10	80	3
P-O	5310-275-6	WASHER,FLAT: MULTIPLE CONNECTOR A175415 (19207)	A	EA	6	*	*	*	*	*	6	10	80	4
P-O	2530-278-6	VALVE,BLEEDER: BACKING PLATE 7411071 (19207)	A	EA	6	*	*	*	*	*	4	10	80	5
P-O	2530-421-9	CYLINDER ASSEMBLY,WHEEL: FRONT 8758255 (19207)	A	EA	2	*	*	*	*	*	15	30	80	6
P-O	2530-920-7	CYLINDER ASSEMBLY,WHEEL: REAR 8758259 (19207)	A	EA	4	*	*	*	*	*	30	60	80	6

(1) SMR Code	(2) Federal Stock Number	(3) DESCRIPTION	(4) UNIT of meas	(5) Qty in Unit	(6) 30-day allowance	(7) DS maint allowance	(8) 30-day GS maint allowance	(9) 1-yr alw per equip	(10) Depot maint alw per equip	(a) Illustration Figure No.	(b) Item No.			
Reference Number & Mfr. Code			Usable On Code			(a)	(b)	(c)	(a)	(b)	(c)			
1204-HYDRAULIC BRAKE SYSTEM-CONTINUED						1-20	21-50	51-100	1-20	21-50	51-100			
P-O	2530-740-931	BOOT: MASTER CYLINDER 7409313 (19207)	A	EA	1	*	*	*	*	*	15	30	81	1
P-O	2530-741-107	CYLINDER ASSEMBLY HYDRAULIC: MASTER 7411070 (19207)	A	EA	1	*	*	*	*	*	10	40	81	2
P-O-R	2530-737-668	CYLINDER,AIR, HYDRAULIC: BRAKE NUT 7376689 (19207)	A	EA	1	*	*	*	*	*	10	20	82	1
P-F	4730-737-645	ADAPTER,CONTROL VALVE: POPPET BODY 7376455 (19207)	A	EA	1	*	*	*	*	*	4	8	82	2
P-F	2530-737-673	SEAL,AIR BRAKE: (COMPONENT OF PARTS KIT, HYDRAULIC, FSN 2530-318-0984) 7376734 (19207)	A	EA	1	*	*	*	*	*	6		82	3
P-F	2530-737-674	SPRING,AIR BRAKE: POPPET RETURN COMPONENT OF PARTS KIT, HYDRAULIC, FSN 2530-318-0984) 7376740 (19207)	A	EA	1	*	*	*	*	*	6		82	4
P-F	5305-710-419	SCREW,CAP,HEXAGON: POPPET BODY MS90726-85 (96906)	A	EA	6	*	*	*	*	*	6	10	82	5
P-F	5310-637-954	WASHER,LOCK: POPPET BODY MS35338-46 (96906)	A	EA	6	*	*	*	*	*	6	10	82	6
P-F	2530-213-739	BODY ASSEMBLY: POPPET (COMPONENT OF PARTS KIT, HYDRAULIC, FSN 2530-318-0984) 7376456 (19207)	A	EA	1	*	*	*	*	*	6		82	7
P-F	2530-737-674	SPRING,HELICAL,COMPRESSION: VALVE SEAT (COMPONENT OFL PARTS KIT, HYDRAULIC FSN 2530-318-0984) 7376742 (19207)	A	EA	1	*	*	*	*	*	6		82	8
X1		NUT,PLAIN,HEXAGON: 7376757 (19207)	A		1								82	9
P-F	2530-737-669	PLATE,VALVE,DIAPHRAM: 7376694 (19207)	A	EA	1	*	*	*	*	*	4	8	82	10
P-F	2530-737-668	DIAPHRAGM VALVE: (COMPONENT OF PARTS KIT, HYDRAULIC, FSN 2530-318-0984) 7376682 (19207)	A	EA	1	*	*	*	*	*	6		82	11
X1		PLATE: 7376748 (19207)	A		1								82	12
P-F	2530-737-674	STEM ASSEMBLY: 7376743 (19207)	A	EA	1	*	*	*	*	*	6	10	82	13
X1		RING,RETAINING: (COMPONENT OF PARTS KIT, HYDRAULIC FSN 2530-318-9084) 7376723 (19207)	A		1								82	14

(1)	(2)	(3)													
SMR	Federal	DESCRIPTION	UNIT	Qty	30-day DS	maint	30-day GS	maint	1-yr	Depot	Illustration				
Code	Stock		of inc.	meas	allowance	allowance	allowance	allowance	alw	maint					
Number			Unit						per	alw					
					(a)	(b)	(c)	(a)	(b)	(c)	cnt-	equip	100	(a)	(b)
		Reference Number & Mfr. Code	Usable On Code		1-20	21-5	(51-10)	(1-20	21-5	(51-10)	gcy			Figure	Item
														No.	No.
1204-HYDRAULIC BRAKE SYSTEM-CONTINUED															
P-F	2530-727-66	CUP, HYDRAULIC BRAKE: (COMPONENT OF PARTS KIT, HYDRAULIC, FSN 2530-318-0984) 7376680 (19207)	A	EA	1	*	*	*	*	*	*	6	82	15	
X1		PISTON: BX375479 (06853)	A		1								82	16	
X1		CUP, HYDRAULIC BRAKE: (COMPONENT OF PARTS KIT, HYDRAULIC, FSN 2530-318-0984) 7376459 (19207)	A		1								82	17	
P-F	2530-737-66	FITTING, AIR BRAKE: UPPER VALVE 7376683 (19207)	A	EA	1	*	*	*	*	*	*	6	10	82	18
P-F	2530-737-67	SEAL, AIR BRAKE: CONTROL VALVE FITTING (COMPONENT OF PARTS KIT, HYDRAULIC, FSN 2530-318-0984) 7376735 (19207)	A	EA	1	*	*	*	*	*	*	6		82	19
P-O	2530-359-10	SCREW, BLEEDER: END PLATE AND CHECK VALVE 7376729 (19207)	A	EA	2	*	*	*	*	*	*	6	10	82	20
P-F	5310-880-77	NUT, PLAIN, HEXAGON: HOUSING MS51968-5 (96906)	A	EA	6	*	*	*	*	*	*	6	10	82	21
P-F	5310-407-95	WASHER, LOCK: HOUSING MS35338-45 (96906)	A	EA	6	*	*	*	*	*	*	6	10	82	22
X1		HOUSING, PISTON: BX 375467 (06848)	A		1								82	23	
P-F	5330-599-23	PACKING, PREFORMED: HOUSING 7376730 (19207)	A	EA	1	*	*	*	*	*	*	6	10	82	24
P-F	2530-737-67	SPRING, HELICAL, COMPRESSION: PISTON 7376738 (19207)	A	EA	1	*	*	*	*	*	*	6	10	82	25
P-F	2530-737-67	ROD, PUSH, PISTON: 7376728 (19207)	A	EA	1	*	*	*	*	*	*	4	10	82	26
P-F	5310-737-67	WASHER, RECESSED: PUSH ROD 7376752 (19207)	A	EA	1	*	*	*	*	*	*	6	10	82	27
P-F	5330-599-23	PACKING, PREFORMED: PUSH ROD (COMPONENT OF PARTS KIT, FSN 2530-318-0984) 7376730 (19207)	A	EA	1	*	*	*	*	*	*	6		82	28
P-F	2530-737-66	PISTON ASSEMBLY: AIR CYLINDER 7376696 (19207)	A	EA	1	*	*	*	*	*	*	6	10	82	29
P-F	2530-264-08	CUP, COMPRESSION: (COMPONENT OF PARTS KIT, HYDRAULIC, FSN 2530-318-0984) 7376690 (19207)	A	EA	1	*	*	*	*	*	*	6		82	30
P-F	2530-737-66	PLATE, PISTON: SHELL 7376695 (19207)	A	EA	1	*	*	*	*	*	*	4	8	82	31

(1)	(2)	(3)	TM9-2320-211-34P			(7)	(8)	(9)	(10)				
SMR	Federal	DESCRIPTION	UNIT	Qty	30-day DS	maint	30-day GS	maint	1-yr	Depot	Illustration		
Code	Stock		of	inc.	allowance	allowance	allowance	alw	maint				
	Number		meas	in				per	alw				
				Unit				100	per	(a)	(b)		
					(a)	(b)	(c)	equip	100	Figure	Item		
		Reference Number & Mfr. Code	Usable On Code		1-20	21-5(51-10(1-20	21-5(51-10(1-20	cnt-	equip	No.	No.		
1204-HYDRAULIC BRAKE SYSTEM-CONTINUED													
X1		WICK PACKING: SHELL (COMPONENT OF PARTS KIT, HYDRAULIC, FSN 2530-318-0984) 7376753 (19207)	A	1						82	32		
P-F	2530-737-67	EXPANDER,PACKING: SHELL (COMPONENT OF PARTS KIT, HYDRAULIC, FSN 2530-318-0984) 7376727 (19207)	A	EA	1	*	*	*	*	6	82	33	
P-F	5330-285-36	RETAINER,PACKING: SHELL 7376720 (19207)	A	EA	1	*	*	*	*	6	10	82	34
P-F	4730-737-66	PACKING,NUT: SHELL 7376687 (19207)	A	EA	1	*	*	*	*	6	10	82	35
P-F	5306-225-90	SCREW,MACHINE: SHELL TO HOUSING MS90726-33 (96906)	A	EA	2	*	*	*	*	6	10	82	36
P-F	2530-737-67	SHELL ASSEMBLY: AIR CYLINDER 7376736 (19207)	A	EA	1	*	*	*	*	3	5	82	37
P-O	4730-018-95	PLUG,PIPE:OIL PLUG BOSS G1251 (24617)	A	EA	1	*	*	*	*	4	8	82	38
P-F	5306-012-37	SCREW,CAP,HEXAGON: SHELL TO HOUSING 123798 (21450)	A	EA	4	*	*	*	*	6	10	82	39
P-F	2530-737-67	VALVE,ASSEMBLY,CHECK: 5340153 (19207)	A	EA	1	*	*	*	*	4	8	82	40
P-F	2530-422-76	COVER: 212206 (06853)	A	EA	2	*	*	*	*	4	8	82	41
P-F	2530-705-00	DISK,VALVENONMETALLIC: (COMPONENT OF PARTS KIT, HYDRAULIC, FSN 2530-318-0984) 7050032 (19207)	A	EA	2	*	*	*	*	6	82	42	
X1		VALVE: BODY 8330685 (19207)	A	1						82	43		
X1		BUSHING: CHECK VALVE 7066011 (19207)	A	1						82	44		
P-F	2530-422-76	BODY: 217697 (06853)	A	EA	1	*	*	*	*	2	5	82	45
P-F	5310-533-61	SCREW,CAP; HEXAGON: CHECK VALVE 212206 (06853)	A	EA	2	*	*	*	*	6	10	82	46
P-F	4730-221-62	ELBOW: CONTROL TUBE TO UPPER VALVE 137425 (R2204)	A	EA	1	*	*	*	*	4	10	82	47
P-F	2530-737-67	TUBE ASSEMBLY,METAL: 7376744 (19207)	A	EA	1	*	*	*	*	4	8	82	48
P-F	4730-013-74	NUT,TUBE COUPLING: CONTROL LINE 137401 (21450)	A	EA	1	*	*	*	*	4	8	82	49

(1)	(2)	(3)	TM9-2320-211-34P											
SMR Code	Federal Stock Number	DESCRIPTION	UNIT	(4) Qty	(5) 30-day DS	(6) DS maint	(7) 30-day GS	(8) GS maint	(9) 1-yr Depot	(10) Illustration				
				meas	inc. allowance	allowance	allowance	allowance	alw	maint	per 100 equip	(a) Figure	(b) Item No.	
		Reference Number & Mfr. Code	Usable On Code		(a)	(b)	(c)	(a)	(b)	(c)	cnt-	equip	No.	
					1-20	21-5(51-10)	(1-20	21-5(51-10)	(gcy					
1204-HYDRAULIC BRAKE SYSTEM-CONTINUED														
X1		TUBE: AIR CYLINDER 7058176 (19207)	A	1							82		50	
P-F	4730-014-24	NUT,TUBE COUPLING: UPPER VALVE 6283377 (19207)	A	EA 1	*	*	*	*	*	*	4	8	82	51
P-F	2530-737-67	SEAL: AIR BRAKE (COMPONENT OF PARTS KIT, HYDRAULIC, FSN 2520-318-0984) 7376733 (19207)	A	EA 1	*	*	*	*	*	*	6		82	52
P-F	5310-637-95	WASHER,LOCK: MS35338-46 (96906)	A	EA 2	*	*	*	*	*	*	6	10	82	53
P-F	5310-768-01	NUT,PLAIN,HEXAGON: MS51968-2 (96906)	A	EA 2	*	*	*	*	*	*	6	10	82	54
X1		SEAL: SLAVE CYLINDER (COMPONENT OF PARTS KIT, HYDRAULIC, FSN 2530-318-9084) 7376731 (19207)	A	1							82		55	
X1		NUT,PLAIN,HEXAGON: SLAVE CYLINDER 7376688 (19207)	A	1							82		56	
P-F	2530-737-67	TUBE,SLAVE CYLINDER: 7376745 (19207)	A	EA 1	*	*	*	*	*	*	4	8	82	57
X1		GASKET: HYDRAULIC PLUG (COMPONENT OF PARTS, HYDRAULIC, FSN 2530-318-0984)	A	1							82		58	
P-F	5340-737-67	RING,RETAINING: SLAVE CYLINDER (COMPONENT OF PARTS KIT, HYDRAULIC, FSN 2530-318-0984) 7376725 (19207)	A	EA 1	*	*	*	*	*	*	6		82	59
P-F	5310-359-10	WASHER,FLAT: SLAVE CYLINDER (COMPONENT OF REPAIR KIT, FSN 2530-318-0984) 58182R1 (31007)	A	EA 1	*	*	*	*	*	*	6		82	60
X1		SPRING,RETURN COMPRESSION: (COMPONENT OF PARTS KIT, HYDRAULIC, FSN 2530-318-0984) 7376741 (19207)	A	1							82		61	
X1		VALVE,RESIDUAL CHECK: (COMPONENT OF PARTS KIT, HYDRAULIC, FSN 2530-318-0984) 7376746 (19207)	A	1							82		62	
X1		CAP,SLAVE CYLINDER: 7376698 (19207)	A	1							82		63	
X1		PIN, RETAINING: PUSH ROD (COMPONENT OF PARTS KIT, HYDRAULIC, FSN 2530- 318-0984) 7376691 (19207)	A	1							82		64	



(1)	(2)	(3)	TM9-2320-211-34P										(8)	(9)	(10)
SMR Code	Federal Stock Number	DESCRIPTION	UNIT	Qty	30-day DS	maint	30-day GS	maint	1-yr	Depot	Illustration				
			of meas	in	allowance		allowance		alw	alw		per	alw	(a)	(b)
			Unit						100	per	equip	100	per	Figure	Item
		Reference Number & Mfr. Code	Usable On Code		(a)	(b)	(c)	(a)	(b)	(c)	cnt-	equip	No.	No.	
					1-20	21-5	(51-10)	(1-20	21-5	(51-10)	(gcy				
1204-HYDRAULIC BRAKE SYSTEM-CONTINUED															
P-F	2530-352-18	PISTON ASSEMBLY: COMPONENT OF PARTS KIT, HYDRAULIC, FSN 2530-318-0984) 7376692 (19207)	A	EA	1	*	*	*	*	*	*	6	82	65	
P-F	5340-737-67	RING,SNAP: (COMPONENT OF PARTS KIT, HYDRAULIC, FSN 2530-318-0984) 7376726 (19207)	A	EA	1	*	*	*	*	*	*	6	82	66	
P-F	2530-359-08	RETAINER, POWER BRAKE: 7376699 (19207)	A	EA	1	*	*	*	*	*	*	6	10	82	67
P-F	2530-359-09	SPRING, HELICAL COMPRESSION: 7376737 (19207)	A	EA	1	*	*	*	*	*	*	6	10	82	68
P-F	3110-100-61	BEARING, BALL: PISTON MS19059-50 (96906)	A	EA	1	*	*	*	*	*	*	6	10	82	69
P-F	2530-737-66	CUP, HYDRAULIC BRAKE: 7376681 (19207)	A	EA	1	*	*	*	*	*	*	6	10	82	70
X1		PISTON: CYLINDER HOUSING 7058197 (19207)	A		1								82	71	
X1		YOKE: CYLINDER HOUSING 7058195 (19207)	A		1								82	72	
P-F	2530-392-42	PLUG: CYLINDER HOUSING 373874 (06848)	A	EA	1	*	*	*	*	*	*	4	8	82	73
X1		SPRING, COMPRESSION: CYLINDER HOUSING 7410855 (19207)	A		1								82	74	
P-F	5330-737-67	PACKING, PREFORMED: CYLINDER HOUSING (COMPONENT OF PARTS KIT, HYDRAULIC, FSN 2530-218-0984) 7376732 (19207)	A	EA	1	*	*	*	*	*	*	6	82	75	
P-F	5340-737-67	RING, RETAINING: (COMPONENT OF PARTS KIT, HYDRAULIC, FSN 2520-318-0984) 7376722 (19207)	A	EA	1	*	*	*	*	*	*	6	82	76	
P-F	4210-293-59	WASHER, THRUST: CYLINDER HOUSING 7376750 (19207)	A	EA	1	*	*	*	*	*	*	6	10	82	77
P-F	5330-737-67	RETAINER, PACKING: CYLINDER HOUSING 7376721 (19207)	A	EA	1	*	*	*	*	*	*	6	10	82	78
P-F	2530-273-92	CUP, HYDRAULIC BRAKE: CYLINDER HOUSING (COMPONENT OF PARTS KIT, HYDRAULIC, FSN 2530-318-0984) 7376458 (19207)	A	EA	1	*	*	*	*	*	*	6	82	79	

(1)	(2)	(3)				TM9-2320-211-34P			(7)	(8)	(9)	(10)		
SMR Code	Federal Stock Code	DESCRIPTION	UNIT of meas	Qty in Unit	30-day allowance	DS	maint	30-day allowance	GS	maint	1-yr alw	Depot equip	Illustration Figure (a) No. (b) Item No.	
Reference Number & Mfr. Code	Usable	On Code	(a)	(b)	(c)	(a)	(b)	(c)	cnt-	equip	No.	No.		
1204-HYDRAULIC BRAK SYSTEM-CONTINUED														
P-F	5310-737-67	WASHER,AIR BRAKE: PUSH ROD GUIDE (COMPONENT OF PARTS KIT, HYDRAULIC, FSN 2530-318-0984) 7376751 (19207)	EA	1	*	*	*	*	*	*	6	82	80	
P-F	5330-154-41	SEAL,PLAIN,ENCASED: PUSH ROD (COMPONENT OF REPAIR KIT, HYDRAULIC, FSN 2530-318-0984) 3773 (80201)	EA	1	*	*	*	*	*	*	15	82	81	
P-F	2530-741-08	GASKET: PUSH ROD SEAL (COMPONENT OF PARTS KIT, HYDRAULIC, FSN 2530-318-0984) 7410843 (19207)	EA	1	*	*	*	*	*	*	15	82	82	
P-O	2530-908-81	PLATE: 10883281 (19207)	EA	2	*	*	*	*	*	*	3	5	83	1
P-O	5360-516-74	SPRING HELICALEXTENSION: TORSION BRAKE LINE 5167466 (19207)	EA	2	*	*	*	*	*	*	6	10	83	2
P-O	4720-203-95	HOSE ASSEMBLY,NONMETALLIC: FRONT AXLE LINE 143-60110-01900 (79470)	EA	2	*	*	*	*	*	*	4	10	83	3
P-O	5305-267-89	SCREW,CAP,HEXAGON HEAD: HOSE CLIP MS90726-4 (96906)	EA	2	*	*	*	*	*	*	6	10	83	4
P-O	5340-597-01	CLIP: FRONT AXLE LINE MS21333-39 (96906)	EA	2	*	*	*	*	*	*	6	10	83	5
P-O	5310-959-76	NUT,SELF-LOCKING: HOSE CLIP MS51922-5 (96906)	EA	2	*	*	*	*	*	*	6	10	83	6
P-O	2530-740-94	BRACKET,MOUNTING: FRONT HOSE LINE 7409451 (19207)	EA	2	*	*	*	*	*	*	3	5	83	7
P-O	5310-637-95	WASHER,LOCK: MOUNTING BRACKET MS35338-46 (96906)	EA	2	*	*	*	*	*	*	6	10	83	8
P-O	5305-269-32	SCREW,CAP,HEXAGON HEAD: MOUNTING BRACKET MS90725-57 (96906)	EA	2	*	*	*	*	*	*	6	10	83	9
P-O	5310-543-43	WASHER,LOCK: MOUNTING BRACKET MS35333-46 (96906)	EA	2	*	*	*	*	*	*	6	10	83	10
P-O	5310-835-20	NUT,PLAIN,HEXAGON: MOUNTING BRACKET MS35691-53 (96906)	EA	11	*	*	*	*	*	*	6	10	83	11
P-O	2530-740-94	TUBE ASSEMBLY METAL: FRONT AXLE LINE TEE TO RIGHT FRONT WHEEL CYLINDER LINE 7409481 (19207)	EA	1	*	*	*	*	*	*	4	10	83	12

(1)	(2)	(3)				TM9-2320-211-34P							
SMR	Federal	DESCRIPTION	UNIT	Qty	30-day DS	maint	30-day GS	maint	1-yr	Depot	Illustration		
Code	Stock		of	inc.	allowance		allowance		alw	maint			
	Number		meas	in					per	alw		(a)	(b)
				Unit					100	per	Figure	Item	
					(a)	(b)	(c)	(a)	(b)	(c)	cnt-	equip	No.
		Reference Number & Mfr. Code		Usable On Code	1-20	21-5	(51-10)	(1-20	21-5	(51-10)	(gcy		No.
1204-HYDRAULIC BRAKE SYSTEM-CONTINUED													
X2-O		CLIP: FRONT AXLE LINE 7409327 (19207)	A	EA	3	*	*	*	*	*	*	83	13
P-O	5310-737-32	NUT,PLAIN HEXAGON: FRONT AXLE BRAKE SUPPLY HOSE 7373253 (19207)	A	EA	2	*	*	*	*	*	*	6	10
P-O	5310-550-37	WASHER,LOCK: FRONT AXLE BRAKE SUPPLY HOSE MS35333-47 (96906)	A	EA	2	*	*	*	*	*	*	6	10
X2-O		BRACKET: FRONT AXLE FLEXIBLE LINE 10883284 (19207)	A	EA	1	*	*	*	*	*	*	83	16
P-O	4710-900-85	TUBE ASSEMBLY, METAL: FRONT AXLE FLEXIBLE LINE 10883283 (19207)	A	EA	1	*	*	*	*	*	*	4	10
P-O	4720-741-34	HOSE ASSEMBLY, NONMETALLIC: FRONT AXLE BRAKE 7413492 (19207)	A	EA	1	*	*	*	*	*	*	4	10
P-O	5310-950-00	NUT, SELF-LOCKING, HEXAGON: MOUNTING BRACKET MS21044N6 (96906)	A	EA	2	*	*	*	*	*	*	6	10
P-O	5305-269-28	SCREW, CAP, HEXAGON HEAD: MOUNTING BRACKET MS90726-60 (96906)	A	EA	1	*	*	*	*	*	*	6	10
P-O	2530-740-94	TUBE ASSEMBLY, METAL: FRAME TEE TO FRONT AXLE FLEXIBLE LINE 7409478 (19207)	A	EA	1	*	*	*	*	*	*	4	10
P-O	5310-809-40	WASHER, FLAT: LOOP CLAMP MS27183-10 (96906)	A	EA	1	*	*	*	*	*	*	6	10
P-O	5305-267-89	SCREW, CAP, HEXAGON HEAD: LOOP CLAMP MS90726-8 (96906)	A	EA	1	*	*	*	*	*	*	6	10
P-O	5340-896-10	CLAMP, LOOP: FRONT AIR HYDRAULIC SUPPLY LINE 573036 (21450)	A	EA	2	*	*	*	*	*	*	4	10
P-O	5305-068-05	SCREW, CAP, HEXAGON HEAD: LOOP CLAMP MS90726-7 (96906)	A	EA	3	*	*	*	*	*	*	6	10
P-O	2530-740-94	TUBE ASSEMBLY METAL: AIR HYDRAULIC CYLINDER TO FRAME TEE 7409475 (19207)	A	EA	1	*	*	*	*	*	*	4	10
P-O	5306-225-90	SCREW, CAP, HEXAGON HEAD: LOOP CLAMP MS90726-38 (96906)	A	EA	1	*	*	*	*	*	*	6	10

(1)	(2)	(3)	TM9-2320-211-34P										(10)	
SMR	Federal	DESCRIPTION	UNIT	Qty	30-day DS	maint	30-day GS	maint	1-yr	Depot	Illustration			
Code	Stock		of	inc.	allowance		allowance		alw	maint				
	Number		meas	in					per	alw				
				Unit					100	per	(a)	(b)		
					(a)	(b)	(c)	(a)	(b)	(c)	cnt-	equip	Figure	Item
		Reference Number & Mfr. Code	Usable On Code		1-20	21-5	(51-10)	(1-20	21-5	(51-10)	(gcy	No.	No.	
1204-HYDRAULIC BRAKE SYSTEM-CONTINUED														
P-O	4730-740-93	TEE,TUBE: BRAKE BOOSTER CYLINDER LINE AND AXLE HYDRAULIC SUPPLY LINES 7409332 (19207)	A	EA	1	*	*	*	*	*	4	10	83	28
		SPACER: LOOP CLAMP 10883334 (19207)	A	EA	1	*	*	*	*	*			83	29
X2-O	5310-088-05	NUT,SELF-LOCKING HEXAGON: LOOP CLAMP MS21044N5 (96906)	A	EA	3	*	*	*	*	*	6	10	83	30
P-O	5310-275-66	WASHER,FLAT: MASTER CYLINDER TO AIR HYDRAULIC LINE 5214539 (19207)	A	EA	1	*	*	*	*	*	6	10	83	31
P-O	2530-740-94	TUBE ASSEMBLY,METAL: MASTER CYLINDER TO AIR HYDRAULIC CYLINDER 7409474 (19207)	A	EA	1	*	*	*	*	*	4	10	83	32
P-O	5305-267-89	SCREW,CAP,HEXAGON HEAD: LOOP CLAMP MS90726-13 (96906)	A	EA	5	*	*	*	*	*	6	10	83	33
P-O	5340-809-14	CLAMP,LOOP: MS21333-100 (96906)	HA,BD	EA	7	*	*	*	*	*	4	10	83	34
P-O	5340-741-38	SPACER,SLEEVE: LOOP CLAMP 7413899 (19207)	A	EA	1	*	*	*	*	*	4	10	83	35
P-O	5365-496-97	SPACER,SLEEVE: LOOP CLAMP 10883319 (19207)	A	EA	1	*	*	*	*	*	4	10	83	36
P-O	2530-741-11	LINE ASSEMBLY,FRAME: TEE TO REAR AXLE UNION 7411149 (19207)	A	EA	1	*	*	*	*	*	4	10	83	37
P-O	2530-740-94	TUBE ASSEMBLY,METAL: FRAME TEE TO REAR AXLE UNION 7409479 (19207)	CA,CB,FA,FB,IC,ID	EA	1	*	*	*	*	*	4	10	83	37
P-O	2530-740-94	TUBE ASSEMBLY METAL: FRAME TEE TO REAR AXLE UNION 7409480 (19207)	A	EA	1	*	*	*	*	*	4	10	83	37
P-O	5305-267-89	SCREW,CAP,HEXAGON HEAD: LOOP CLAMP MS90726-14 (96906)	DA,DB,EA,EB,HA,BD,IA,IB	EA	1	*	*	*	*	*	6	10	83	38
X2-O		UNION: REAR AXLE TEE LINE 190922 (21450)	A	EA	1	*	*	*	*	*			83	39
P-O	2530-740-94	TUBE ASSEMBLY,METAL FORWARD REAR AXLE TEE TO LEFT WHEEL CYLINDER 7409476 (19207)	OB,BG,BF,CA,CB,DB,IB,EA,EC,FA,FB,HA,BD,1A,1B,1C,1D	EA	1	*	*	*	*	*	4	10	83	40

(1)	(2)	(3)	TM9-2320-211-34P										(8)	(9)	(10)
SMR Code	Federal Stock Number	DESCRIPTION	UNIT	Qty	30-day DS maint	30-day GS maint	1-yr Depot	Illustration	of inc. allowance	allowance	alw	maint	per 100 equip	(a) Figure	(b) Item No.
Reference Number & Mfr. Code			Usable On Code	(a)	(b)	(c)	(a)	(b)	(c)	cnt-			equip	No.	No.
				1-20	21-50	51-100	1-20	21-50	51-100	gcy					
1204-HYDRAULIC BRAKE SYSTEM-CONTINUED															
P-O	2530-741-11	LINE ASSEMBLY,TEE: FORWARD REAR AXLE TEE TO LEFT WHEEL CYLINDER 741147 (19207)	BE,IA	EA	1	*	*	*	*	*	*	4	10	83	40
P-O	4730-737-32	CONNECTOR,MULTIPLE: REAR BRAKE LINE 7373252 (19207)	A	EA	2	*	*	*	*	*	*	4	8	83	41
P-O	2530-740-94	TUBE ASSEMBLY,METAL FORWARD REAR AXLE TEE TO RIGHT WHEEL CYLINDER 7409485 (19207)	OB,BG,BF,CA,CB,DA,DB,EA,EB,EC,FA,FB,HA,BD,1A,1B,1C,1D	EA	1	*	*	*	*	*	*	4	10	83	42
P-O	5305-269-28	SCREW,CAP,HEXAGON HEAD: LOOP CLAMP MS90726-58 (96906)	A	EA	4	*	*	*	*	*	*	6	10	83	43
P-O	5340-282-75	CLAMP,LOOP: BOLT BRAKE LINE MS21333-55 (96906)	A	EA	4	*	*	*	*	*	*	6	10	83	44
P-O	4720-740-93	HOSE ASSEMBLY,NONMETALLIC: REAR AXLE BRAKE 7409331 (19207)	A	EA	1	*	*	*	*	*	*	4	10	83	45
P-O	5340-248-60	BAND,RETAING: 10871218 (19207)	A	EA	4	*	*	*	*	*	*	4	8	83	46
P-O	5305-984-62	SCREW,MACHINE: RETAINING BAND MS35206-265 (96906)	A	EA	4	*	*	*	*	*	*	6	10	83	47
P-O	5310-045-32	WASHER,FLAT: RETAINING BAND MS35338-43 (96906)	A	EA	4	*	*	*	*	*	*	6	10	83	48
P-O	5310-934-97	NUT,PLAIN,HEXAGON: RETAINING BAND MS35649-202 (96906)	A	EA	4	*	*	*	*	*	*	6	10	83	49
X2-O		SPACER,SLEEVE: RETAINING BAND 7339985 (19207)	A	EA	4	*	*	*	*	*	*			83	50
P-O	5306-225-90	SCREW,CAP,HEXAGON: LINE FITTING MS90726-33 (96906)	A	EA	2	*	*	*	*	*	*	6	10	83	51
X2-O		FITTING: REAR BRAKE LINE 7341234 (19207)	A	EA	1	*	*	*	*	*	*			83	52
P-O	2530-741-11	LINE ASSEMBLY,TEE: REAR REAR AXLE TEE TO RIGHT WHEEL CYLINDER 7411150 (19207)	BE,IA	EA	1	*	*	*	*	*	*	4	10	83	53
P-O	2530-740-94	TUBE ASSEMBLY,METAL: REAR REAR AXLE TO RIGHT WHEEL CYLINDER 7409483 (19207)	OB,BG,BF,CA,CB,DA,DB,EA,EB,FA,FB,HA,BD,1A,1B,1C,1D	EA	1	*	*	*	*	*	*	4	10	83	53

(1)	(2)	(3)	TM9-2320-211-34P										(8)	(9)	(10)
SMR Code	Federal Stock Number	DESCRIPTION	UNIT of meas	Qty in Unit	30-day DS allowance	DS maint	30-day GS allowance	GS maint	1-yr alw	1-yr alw	Depot equip	Illustration No.	Figure	Item No.	
Reference Number & Mfr. Code			Usable	On Code	(a)	(b)	(c)	(a)	(b)	(c)	cnt-	equip	No.	No.	
1204-HYDRAULIC BRAKE SYSTEM-CONTINUED					1-20	21-5	(51-10)	(1-20	21-5	(51-10)	gcy				
P-O	2530-740-94	TUBE,ASSEMBLY,METAL: REAR REAR AXLE TEE TO LEFT WHEEL CYLINDER 7409477 (19207)	OB,BG,BF,CA CB,DA,DB,FA, FB,HA,BD,IA, 1B,1C,1D, BE,IA	EA	1	*	*	*	*	*	*	4	10	83	54
P-O	2530-741-11	LINE ASSEMBLY,TEE: REAR REAR AXLE TEE TO LEFT WHEEL CYLINDER 7411148 (19207)	BE,IA	EA	1	*	*	*	*	*	*	4	10	83	54
P-O	2530-740-94	TUBE ASSEMBLY,METAL: UNION TO REAR AXLE FLEXIBLE LINE 7409484 (19207)	A	EA	1	*	*	*	*	*	*	4	10	83	55
P-O	2530-740-94	TUBE ASSEMBLY METAL: FRONT AXLE LINE TEE TO LEFT FRONT WHEEL CYLINDER LINE 7409482 (19207)	A	EA	1	*	*	*	*	*	*	4	10	83	56
X2-O		BRACKET: 10883282 (19207)	A	EA	2	*	*	*	*	*	*			83	57
P-O	2530-741-34	TEE,AXLE CYLINDER TUBE: FRONT AXLE BRAKE WHEEL CYLINDER 7413493 (19207)	A	EA	2	*	*	*	*	*	*	4	8	83	58
NON-ILLUSTRATED															
P-O	2530-740-93	CONNECTOR,BRAKE: BOOSTER CYLINDER LINE TO MASTER CYLINDER (2),BRAKE LINE TO BOOSTER CYLINDER (1) 7409329 (19207)	A	EA	3	*	*	*	*	*	*	4		8	
P-O	4710-218-56	TUBESTEEL: 881882 (21450)	A	EA	1	*	*	*	*	*	*	4	10		
P-O	4720-740-34	HOSE,SUPPLY AXLE BRAKE: REAR AXLE BRAKE 7413492 (19207)	A	EA	2	*	*	*	*	*	*	6	10		
P-O	4730-270-46	ADAPTER,STRAIGHTPIPE: AIR HYDRAULIC CYLINDER MS39179-6 (96906)	A	EA	1	*	*	*	*	*	*	4		8	
P-O	4730-278-33	PLUG,PIPE: TRAILER CONNECTION	A	EA	1	*	*	*	*	*	*	4		8	
P-O	4730-740-94	COUPLING,TUBE: HYDRAULIC CYLINDER TUBE 7409450 (19207)	A	EA	1	*	*	*	*	*	*	4		8	
P-O	5306-225-90	SCREW,CAP,HEXAGON: MS90726-36 (96906)	A	EA	1	*	*	*	*	*	*	6	10		

TM9-2320-211-34P  
 (1) (2) (3) (4) (5) (6) (7) (8) (9) (10)  
 SMR Federal DESCRIPTION UNIT Qty 30-day DS maint 30-day GS maint 1-yr Depot illustration  
 Code Stock of inc. allowance allowance alw maint equip100 Figure Item  
 Number meas in Unit per alw (a) (b)  
 100 per (a) (b)  
 equip100 Figure Item  
 cnt- equipNo. No.  
 Reference Number & Mfr. Code Usable On Code 1-20 21-5(51-10(1-20 21-5(51-10(gcy

1204-HYDRAULIC BRAKE SYSTEM-CONTINUED

NON-ILLUSTRATED-CONTINUED

P-O	5310-275-66	WASHER, FLAT: BRAKE BOOSTER CYLINDER LINE TO MASTER CYLINDER (2) AND BRAKE LINE TO BOOSTER CYLINDER (1) 5175415 (19207)	A	EA	3	*	*	*	*	*	*	6	10		
P-O	5310-737-66	WASHER, FLAT: BRAKE LINE TO AIR POWER UNIT CONNECTOR 7376684 (19207)	A	EA	1	*	*	*	*	*	*	6	10		
P-O	5310-982-49	NUT, SELF-LOCKING HEXAGON: MS21045-5 (96906)	A	EA	1	*	*	*	*	*	*	6	10		
P-O	5340-772-55	RING RETAINING: UPPER VALVE FITTING SEAL 772557 (19207)	A	EA	1	*	*	*	*	*	*	6	10		
P-O	5360-516-74	SPRING, HELICAL EXTENSION: BRAKE LINE 5167466 (19207)	A	EA	2	*	*	*	*	*	*	6	10		
P-F	2530-318-09	PARTS KIT, HYDRAULIC: 8333870 (19207) CONSISTING OF:	A	EA	V	*	*	*	*	*	*	15	30		
	2530-737-67 1-	SEAL: 7376734 (19207)												82	3
	2530-737-67 1-	SPRING: 7376740 (19207)												82	4
	2530-213-73 1-	BODY: 7376456 (19207)												82	7
	2530-737-67 1-	SPRING 7376742 (19207)												82	8
	2530-737-66 1-	DIAPHRAM: 7376682 (19207)												82	11
		1-RING: 7376723 (19207)												82	14
	2530-737-66 1-	CUP: 7376680 (19207)												82	15
		1-CUP: 7376459 (19207)												82	17
	2530-737-67 1-	SEAL: 7376735 (19207)												82	19
	5330-599-23 1-	PACKING: 7376730 (19207)												82	28
	2530-264-08 1-	CUP: 7376690 (19207)												82	30
		1-WICK: 7376753 (19207)												82	32
	2530-737-67 1-	EXPANDER: 7376727 (19207)												82	33
	2530-705-00 2-	DISK: 7050032 (19207)												82	42
	2530-737-67 1-	SEAL: 7376733 (19207)												82	52
		1-SEAL: 7376731 (19207)												82	55
		1-GASKET:												82	58
	5340-737-67 1-	RING: 7376723 (19207)												82	59
	5310-359-10 1-	WASHER: 7376749 (19207)												82	60
		1-SPRING 7376741 (19207)												82	61
		1-VALVE: 7376746 (19207)												82	62
		1-PIN: 7376691 (19207)												82	64
	2530-352-18 1-	PISTON: 7376692 (19207)												82	65
	5340-737-67 1-	RING: 7376726 (19207)												82	66

(1)	(2)	(3)	TM9-2320-211-34P			(7)	(8)	(9)	(10)				
SMR	Federal	DESCRIPTION	UNIT	Qty	30-day DS	maint	30-day GS	maint	1-yr	Depot	Illustration		
Code	Stock		of	inc.	allowance	allowance	allowance	alw	maint				
	Number		meas	in				per	alw				
				Unit				100	per	(a)	(b)		
					(a)	(b)	(c)	cnt-	equip	No.	No.	Item	
	Reference Number & Mfr. Code	Usable On Code			1-20	21-5(51-10(1-20	21-5(51-10(1-20	gcy					
1204-HYDRAULIC BRAKE SYSTEM-CONTINUED													
NON-ILLUSTRATED-CONTINUED													
	5330-737-67 1-PACKING: 7376732 (19207)									82	75		
	5340-737-67 1-RING: 7376722 (19207)									82	76		
	2530-273-92 1-CUP: 7376458 (19207)									82	79		
	5310-737-67 1-WASHER: 7376751 (19207)									82	80		
	5330-154-41 1-SEAL: 3773 (80201)									82	81		
	2530-741-08 1-GASKET: 7410843 (19207)									82	82		
	2530-537-03 1-GASKET: 33757 (06848)												
	1-WASHER: 37419 (06848)												
	1-RING: 7376724 (19207)												
1206-MECHANICAL BRAKE SYSTEM													
P-O	5310-950-00 NUT, SELF-LOCKING HEXAGON: LEVER (1), CYLINDER (4), BRACE (2) MS21044N6 (96906)	A	EA	7	*	*	*	*	*	6	10	84	1
P-O	5340-752-09 BUMPER, RUBBER: PEDAL LEVER 7520964 (19207)	A	EA	1	*	*	*	*	*	4	8	84	2
P-O	2530-740-94 STEM, PEDAL: BRAKE LEVER 7409448 (19207)	A	EA	1	*	*	*	*	*	2	5	84	3
P-O	2540-752-09 PAD, PEDAL: STEM 7520971 (19207)	A	EA	1	*	*	*	*	*	4	8	84	4
P-O	5305-269-28 SCREW, CAP, HEXAGON HEAD: PEDAL LEVER MS90726-65 (96906)	A	EA	1	*	*	*	*	*	6	10	84	5
P-O	2530-179-57 LEVER, BRAKE ACTUATING: BRACKET 10871495 (19207)	A	EA	1	*	*	*	*	*	4	5	84	6
P-O	2540-740-94 BEARING SLEEVE: PEDAL LEVER 7409443 (19207)	A	EA	1	*	*	*	*	*	4	5	84	7
P-O	4730-050-42 FITTING, LUBRICATION: PEDAL LEVER MSS15003-1 (96906)	A	EA	1	*	*	*	*	*	6	10	84	8
X2-O	BRACE: LEVER BRACKET 103001R-1 (31007)	A	EA	1	*	*	*	*	*			84	9
P-O	3120-774-07 BUSHING: LEVER BRACKET 7740722 (19207)	A	EA	2	*	*	*	*	*	3	5	84	10
P-O	4710-177-84 TUBE: LEVER BRACKET 10871494 (19207)	A	EA	1	*	*	*	*	*	3	5	84	11
P-O	5305-269-28 SCREW, CAP, HEXAGON HEAD: BRACE TO LEVER BRACKET MS90726-69 (96906)	A	EA	1	*	*	*	*	*	6	10	84	12
P-O	2530-403-57 BRACKET, BRAKE PEDAL: 10871496 (19207)	A	EA	1	*	*	*	*	*	3	5	84	13
P-O	5305-269-28 SCREW, CAP, HEXAGON HEAD: MS90726-64 (96906)	A	EA	5	*	*	*	*	*	6	10	84	14



(1)	(2)	(3)	TM9-2320-211-34P										(8)	(9)	(10)
SMR Code	Federal Stock Number	DESCRIPTION	UNIT	Qty	30-day DS	maint	30-day GS	maint	1-yr	Depot	Illustration				
			meas	in	allowance		allowance		alw	maint		per	alw		
				Unit					100	per	(a)	(b)			
		Reference Number & Mfr. Code	Usable On Code		(a)	(b)	(c)	(a)	(b)	(c)	cnt-	equip	100 Figure	(b) Item No.	
					1-20	21-5	(51-10)	(1-20	21-5	(51-10)	(gcy				
1206-MECHANICAL BRAKE SYSTEM-CONTINUED															
P-O	5310-763-89	NUT,PLAIN,HEXAGON: YOKE MS51968-17 (96960)	A	EA	1	*	*	*	*	*	*	6	10	84	15
P-O	5340-740-94	CLEVIS.ROD END: MASTER CYLINDER TO PEDAL LEVER 7409449 (19207)	A	EA	1	*	*	*	*	*	*	4	5	84	16
P-O	5315-839-58	PIN,COTTER: MS24665-353 (96906)	A	EA	1	*	*	*	*	*	*	6	10	84	17
P-O	5315-842-31	PIN,STRAIGHT HEADED: YOKE MS35810-36 (96906)	A	EA	1	*	*	*	*	*	*	6	10	84	18
P-O	5360-740-94	SPRING,HELICAL,EXTENSION: PEDAL LEVER 7409447 (19207)	A	EA	1	*	*	*	*	*	*	6	10	84	19
P-O	5340-462-29	BRACKET,ANGLE: 7409442 (19207)	A	EA	1	*	*	*	*	*	*	3	5	84	20
1208-AIR BRAKE SYSTEM															
P-O	4730-289-00	ELBOW,PIPE TO TUBE: 504255 (21450)	A	EA	5	*	*	*	*	*	*	4	5	85	1
X2-O		NIPPLE,PIPE: 8376311 (19207)	A	EA	2	*	*	*	*	*	*			85	2
P-O	5360-410-97	SPRING,HELICAL,COMPRESSION: 10883272 (19207)	A	EA	1	*	*	*	*	*	*	6	10	85	3
P-O	2530-740-94	LINE,TRAILER CONNECTION: 7409487 (19207)	A	EA	1	*	*	*	*	*	*	4	10	85	3
P-O	4730-708-19	ELBOW,PIPE TO TUBE: 504257 (19207)	A	EA	2	*	*	*	*	*	*	4	5	85	4
P-O	5310-582-67	WASHER,LOCK: MS35333-49 (96906)	A	EA	1	*	*	*	*	*	*	6	10	85	5
X2-O		TUBE: 10883494 (19207)	A	EA	1	*	*	*	*	*	*			85	6
P-O	5340-057-30	CLAMP,LOOP:	A	EA	7	*	*	*	*	*	*	4	8	85	7
P-O	2530-854-37	TUBE,METAL, PREFORMED: 10883359 (19207)	A	EA	1	*	*	*	*	*	*	4	10	85	8
P-O	4730-289-00	ELBOW,PIPE ;TO TUBE: AIR SUPPLY TUBE 504312 (19207)	A	EA	1	*	*	*	*	*	*	4	5	85	9
P-O	4730-701-76	ELBOW,PIPE TO TUBE: MS39182-6 (96906)	A	EA	1	*	*	*	*	*	*	4	5	85	10
P-O-R	2530-854-44	GOVERNOR ASSEMBLY: MS53006-1 (96906)	A	EA	1	*	*	*	*	*	*	6	20	85	11

(1)	(2)	(3)	TM9-2320-211-34P									(8)	(9)	(10)
SMR	Federal	DESCRIPTION	UNIT	Qty	30-day	DS	maint	30-day	GS	maint	1-yr	Depot	Illustration	
Code	Stock		of	inc.	allowance		allowance				alw	maint		
	Number		meas	in							per	alw		
			Unit								100	per	(a)	
											equip	100	Figure	
											cnt-	equip	No.	
		Reference Number & Mfr. Code	Usable On Code		(a)	(b)	(c)	(a)	(b)	(c)			(b)	
					1-20	21-5	51-10	1-20	21-5	51-10	(gcy)		Item	
													No.	

1208-AIR BRAKE SYSTEM-CONTINUED

P-O	2530-040-22	LINE: 7409459 (19207)	A	EA	1	*	*	*	*	*	*	4	10	85	12
P-O	2530-753-93	MANIFOLD ASSEMBLY: 7539300 (19207)	A	EA	1	*	*	*	*	*	*	3	5	85	13
P-O	4730-011-25	PLUG,PIPE: 112578 (21450)	A	EA	1	*	*	*	*	*	*	4	8	85	14
P-O	2530-319-60	HOSE ASSEMBLY: MANIFOLD TO AIR A GAGE (USE WITH GAGE 6685-515-3478) 2090M5 (50513)	A	EA	1	*	*	*	*	*	*	2	5	85	15
P-O	2530-740-94	LINE,MANIFOLD FITTING: 7409495 (19207)	A	EA	1	*	*	*	*	*	*	4	10	85	16
PO	2530-740-94	LINE,MANIFOLD FITTING: 7409496 (19207)	A	EA	1	*	*	*	*	*	*	4	10	85	17
P-O	4730-069-11	ADAPTER,STRAIGHT,PIPE TO TUBE: MS39179-5 (96906)	A	EA	1	*	*	*	*	*	*	4	8	85	18
P-O	4730-142-30	ADAPTER,STRAIGHT,PIPE TO TUBE: 570863 (19207)	A	EA	2	*	*	*	*	*	*	4	8	85	19
P-O	2530-753-38	VALVE ASSEMBLY,AIR SUPPLY: 753383 (21450)	A	EA	1	*	*	*	*	*	*	4	5	85	20
P-O	4730-278-32	NIPPLE,TUBE: MS39187-3 (96906)	A	EA	2	*	*	*	*	*	*	4	8	85	21
P-O	2530-740-94	LINE,AIR PACK: 7409455 (19207)	A	EA	1	*	*	*	*	*	*	4	10	85	22
P-O	2530-740-94	LINE,RESERVOIR: 7409457 (19207)	A	EA	1	*	*	*	*	*	*	4	10	85	23
P-O	4710-485-96	TUBE,BENT,COPPER ALUMINUM: 10883500 (19207)	A	EA	1	*	*	*	*	*	*	4	10	85	24
P-O	4730-277-55	ELBOW,PIPE: MS5192-2 (96906)	A	EA	1	*	*	*	*	*	*	4	5	85	25
P-O	4820-377-87	VALVE,CHECK: 140899H (31007)	A	EA	1	*	*	*	*	*	*	4	5	85	26
P-O	2530-740-94	LINE CONNECTOR: 7409446 (19207)	A	EA	1	*	*	*	*	*	*	4	8	85	27
P-O	2530-740-94	LINE,TEE: 7409468 (19207)	A	EA	1	*	*	*	*	*	*	4	10	85	28
P-O	5340-896-10	CLAMP,LOOP: 573036 (21450)	A	EA	2	*	*	*	*	*	*	4	8	85	29
P-O	2530-454-50	PLATE,BRAKE LINE: 10883303 (19207)	A	EA	2	*	*	*	*	*	*	3	5	85	30
P-O	4730-278-32	NIPPLE,TUBE: MS39187-2 (96906)	A	EA	1	*	*	*	*	*	*	4	8	85	31

(1)	(2)	(3)	TM9-2320-211-34P										(8)	(9)	(10)
SMR Code	Federal Stock Number	DESCRIPTION	UNIT	Qty	30-day DS	maint	30-day GS	maint	1-yr	Depot	Illustration				
			meas	in	allowance		allowance		alw	per	alw				
				Unit					per	100	per	(a)	(b)		
					(a)	(b)	(c)	(a)	(b)	(c)	equip	100	Figure	Item	
		Reference Number & Mfr. Code	Usable	On Code	1-20	21-5	(51-10)	1-20	21-5	(51-10)	gcy			No.	
1208-AIR BRAKE SYSTEM-CONTINUED															
P-O	2530-740-94	LINE, FRAME COUPLING: 7409464 (19207)	A	EA	1	*	*	*	*	*	4	10	85	32	
P-O	2530-932-49	TUBE, METAL, PREFORMED: 10883499 (19207)	A	EA	1	*	*	*	*	*	4	10	85	33	
P-O	4730-374-17	TEE, PIPE TO TUBE: 504327 (21450)	A	EA	1	*	*	*	*	*	4	8	85	34	
P-O	2530-740-94	LINE, GOVERNOR: 7409488 (19207)	A	EA	1	*	*	*	*	*	4	10	85	35	
P-O	4730-288-94	TEE, PIPE TO TUBE: 504329 (21450)	A	EA	1	*	*	*	*	*	4	8	85	36	
P-O	2530-740-94	LINE, MANIFOLD, FITTING: 7409493 (19207)	A	EA	1	*	*	*	*	*	4	10	85	37	
X2-O		TUBE: 7409491 (19207)	A	EA	1	*	*	*	*	*			85	38	
P-O		TEE, PIPE: MS39190-4 (96906)	A	EA	1	*	*	*	*	*	4	8	85	39	
P-O	4730-896-08	TEE, TUBE: MS39188-2 (96906)	A	EA	7	*	*	*	*	*	4	8	86	1	
P-O	5310-959-76	NUT, SELF-LOCKING: MS51922-5 (96906)	A	EA	7	*	*	*	*	*	6	10	86	2	
P-O	5340-809-14	CLAMP, LOOP: MS21333-100 (96906)	A	EA	12	*	*	*	*	*	4	8	86	3	
P-O	5305-267-89	SCREW, CAP, HEXAGON: MS90726-11 (96906)	A	EA	2	*	*	*	*	*	6	10	86	4	
P-O	2530-040-22	LINE: UNION ASSEMBLY 7409460 (19207)	A	EA	1	*	*	*	*	*	4	10	86	5	
P-O	5305-068-05	SCREW, CAP, HEXAGON: UNION ASSEMBLY CLAMPS MS90726-7 (96906)	A	EA	3	*	*	*	*	*	6	10	86	6	
P-O	4730-278-32	NIPPLE, TUBE: MS39187-2 (96906)	A	EA	2	*	*	*	*	*	4	8	86	7	
P-O	2530-740-94	LINE, UNION: 7409471 (19207)	A	EA	1	*	*	*	*	*	4	10	86	8	
P-O	2530-740-94	LINE, UNION: 7409170 (19207)	A	EA	1	*	*	*	*	*	4	10	86	9	
X2-O		TUBE: 7411146 (19207)	A	EA	1	*	*	*	*	*			86	10	
P-O	4730-460-39	ELBOW ASSEMBLY: MS39186-1 (96906)	A	EA	1	*	*	*	*	*	4	5	86	11	
P-O	5340-741-38	SPACER, SLEEVE: 7413899 (19207)	A	EA	1	*	*	*	*	*	4	8	86	12	

(1) SMR Code	(2) Federal Stock Number	(3) DESCRIPTION	Reference Number & Mfr. Code	Usable On Code	UNIT	TM9-2320-211-34P			(7)			(8) (9) (10)			
						Qty	30-day DS allowance	30-day DS maint	30-day GS allowance	30-day GS maint	1-yr alw	Depot alw	Illustration		
Code	Stock				meas	inc					per	per	(a)	(b)	
	Number				in						100	100	equip	Figure	
					Unit						cnt-	equip	No.	Item	
						(a)	(b)	(c)	(a)	(b)	(c)			No.	
						1-20	21-5	51-10	1-20	21-5	51-10	gcy			
P-O	4730-691-15	TEE,PIPE TO TUBE: 7339955 (19207)		A	EA	1	*	*	*	*	*	4	8	86	13
P-O	2530-740-95	LINE,STOP LIGHT SWITCH: 7409502 (19207)		A	EA	1	*	*	*	*	*	4	8	86	14
P-O	4730-708-19	ELBOW,PIPE TO TUBE: 504257 (19207)		A	EA	1	*	*	*	*	*	4	5	86	15
P-O	2530-737-67	VALVE: AIR LINES REAR 5340153 (19207)		A	EA	1	*	*	*	*	*	4	8	86	16
P-O	4730-270-46	ADAPTER,STRAIGHT PIPE: ELBOW TO A AIR-HYDRAULIC CYLINDER TUBE MS39179-6 (96906)		A	EA	1	*	*	*	*	*	4	8	86	17
P-O	4730-288-94	TEE,PIPE TO TUBE: 504337 (21450)		A	EA	1	*	*	*	*	*	4	8	86	18
P-O	4730-404-32	ELBOW ASSEMBLY,TUBE: 10883538 (19207)		A	EA	1	*	*	*	*	*	4	5	86	19
P-O	2530-740-94	LINE,DOUBLE CHECK VALVE: 7409462 (19207)		A	EA	1	*	*	*	*	*	4	10	86	20
P-O	2530-740-94	LINE,TEE: 7409465 (19207)		A	EA	1	*	*	*	*	*	4	10	86	21
P-O	2530-740-94	LINE,POWER UNIT: 7409497 (19207)		A	EA	1	*	*	*	*	*	4	10	86	22
X2-O		TUBE: 10883285 (19207)		A	EA	1	*	*	*	*	*			86	23
P-O	4730-943-80	ELBOW ASSEMBLY: MS39182-02 (96906)		A	EA	1	*	*	*	*	*	4	5	86	24
P-O	5305-267-89	SCREW,CAP,HEXAGON: MS90726-13 (96906)		A	EA	1	*	*	*	*	*	4	5	86	25
P-O	2530-832-70	LINE: 8327005 (19207)		A	EA	1	*	*	*	*	*	4	10	86	26
P-O	2530-040-22	LINE: 7409460 (19207)		A	EA	1	*	*	*	*	*	4	10	86	27
P-O	2350-318-09	TANK,PRESSURE: 8327048 (19207)		A	EA	2	*	*	*	*	*	3	5	87	1
P-O	2530-774-52	VALVE,SAFETY AIR TANK: 7745285 (19207)		A	EA	1	*	*	*	*	*	4	5	87	2
P-O	4820-287-42	COCK DRAIN: PRESSURE TANK MS35784-2 (96906)		A	EA	1	*	*	*	*	*	4	5	87	3
P-O	5306-207-49	BOLT,U: AIR RESERVOIR SUPPORT 8327473 (19207)		A	EA	4	*	*	*	*	*	6	10	87	4
P-O	5310-950-00	NUT,SELF-LOCKING,HEXAGON: U-BOLT SUPPORT MS21044N6 (96906)		A	EA	8	*	*	*	*	*	6	10	87	5

(1)	(2)	(3)		TM9-2320-211-34P	(4)	(5)	(6)	(7)	(8)	(9)	(10)	
SMR Code	Federal Stock Number	DESCRIPTION	Reference Number & Mfr. Code	Usable On Code	UNIT of meas in Unit	Qty inc	30-day allowance	DS maint allowance	30-day GS maint allowance	1-yr alw	Depot alw	Illustration Figure (a) (b)
							(a)	(b)	(c)	(a)	(b)	(c)
		1208-AIR BRAKE SYSTEM-CONTINUED					1-20	21-5	(51-10)	(1-20	21-5	(51-10)(gcy
		NON-ILLUSTRATED										
P-F	2510-740-98	BRACKET HOSE COUPLING: 7409870 (19207)	EB,EC,JA, 1A,1B	EA	2	*	*	*	*	*	*	4 8
P-F	2510-741-34	SUPPORT: HOSE AND CABLE 7413490 (19207)	EA,EB, 1A,1A,1B	EA	1	*	*	*	*	*	*	4 8
P-O	2530-177-80	BRACKET,AIR LINE: 10883271 (19207)	A	EA	2	*	*	*	*	*	*	4 8
P-O	2530-246-70	SPRING,HELICAL,COMPRESSION: SAFETY VALVE 8327909 (19207)	A	EA	1	*	*	*	*	*	*	6 10
P-O	2530-740-94	LINE,TRAILER CONNECION: 7409486 (19207)	EA,EB,EC 1A,1B,DE,DF	EA	1	*	*	*	*	*	*	4 10
P-O	2530-898-02	HOSE ASSEMBLY,BRAKE: 7413037 (19207)	A	EA	1	*	*	*	*	*	*	4 10
P-O	4710-277-45	TUBE COPPER: SEAMLESS 8689211 (19207)	A	FT	V	*	*	*	*	*	*	4 10
P-O	4710-277-55	TUBE,COPPER: AIR BRAKE LINE 230523 (37159)	A	FT	V	*	*	*	*	*	*	4 10
P-O	4710-277-77	TUBE,COPPER: WWT799 (81348)	A	FT	4	*	*	*	*	*	*	4 10
P-O	4720-319-60	HOSE ASSEMBLY,NONMETALLIC: MANIFOLD TO AIR GAGE 8332548 (19207)	A	EA	1	*	*	*	*	*	*	4 10
P-O	4730-014-24	INVERTED NUT,TUBE COUPLING: 5262172 (19207)	A	EA	2	*	*	*	*	*	*	4 8
P-O	4730-014-24	INVERTED NUT,TUBE COUPLING: 142432 (21450)	A	EA	12	*	*	*	*	*	*	4 8
P-O	4730-014-24	INVERTED NUT,TUBE COUPLING: 142433 (21450)	A	EA	10	*	*	*	*	*	*	4 8
P-O	4730-069-11	ADAPTER,STRAIGHT PIPE: BALL SLEEVE AIR SERVICE,SUPPLY VALVE 2 AND CUT OUT COCK 2 MS39179-5 (96906)	A	EA	4	*	*	*	*	*	*	4 8
P-O	4730-069-11	ELBOW,PIPE TO TUBE: BALL SLEEVE AIR SERVICE, PIPE END, ASSEMBLY MANIFOLD AND TRAILER EMERGENCY OUTLET MS39182-3 (96906)	A	EA	5	*	*	*	*	*	*	4 5
P-O	4730-142-30	ADAPTER,STRAIGHT PIPE: BALL SLEEVE AIR SERVICE MS39179-4 (96906)	A	EA	1	*	*	*	*	*	*	4 5
P-O	4730-196-15	NIPPLE,PIPE: 192075 (19207)	A	EA	1	*	*	*	*	*	*	4 8

(1)	(2)	(3)		TM9-2320-211-34P			(4)	(5)	(6)	(7)	(8)	(9)	(10)
SMR	Federal	DESCRIPTION		UNIT	Qty	30-day DS	maint	30-day GS	maint	1-yr	Depot	Illustration	
Code	Stock			of	inc.	allowance		allowance		alw	maint		
	Number			meas	in					per	alw		
				Unit						100	per	(a)	(b)
										equip	100	Figure	Item
										cnt-	equip	No.	No.
		Reference Number & Mfr. Code		Usable On Code		(a)	(b)	(c)	(a)	(b)	(c)	1-20	21-5(51-10)
1208-AIR BRAKE SYSTEM-CONTINUED													
NON-ILLUSTRATED-CONTINUED													
P-O	4730-222-18	NIPPLE,PIPE: 3326X4 (79470)	A	EA	1	*	*	*	*	*	*	4	8
P-O	4730-263-49	ELBOW,PIPE TO TUBE: BALL SLEEVE AIR SERVICE, PIPE END, ASSEMBLY CYLINDER PT69F (30327)	A	EA	1	*	*	*	*	*	*	4	5
P-O	4730-277-55	ELBOW PIPE: 217849 (24617)	A	EA	3	*	*	*	*	*	*	4	5
P-O	4730-277-73	TEE,PIPE TO TUBE: 45-4250-813-020 (81336)	A	EA	1	*	*	*	*	*	*	4	8
P-O	4730-278-47	ELBOW, PIPE TO TUBE: BALL SLEEVE AIR SERVICE, PIPE END, COMPRESSOR (1), MANIFOLD (2) AND SUPPLY VALVE MPD 9484-57-9 (91340)	A	EA	5	*	*	*	*	*	*	4	5
P-O	4730-278-87	SLEEVE, COMPRESSION: MS39177-5 (96906)	A	EA	5	*	*	*	*	*	*	4	8
P-O	4730-278-87	SLEEVE COMPRESSION: MS29177-7 (96906)	A	EA	6	*	*	*	*	*	*	4	8
P-O	4730-278-88	NUT,TUBE COUPLING: BALL SLEEVE MS39196-3 (96906)	A	EA	5	*	*	*	*	*	*	6	10
P-O	4730-278-89	TEE,PIPE TO TUBE: MS39189-2 (96906)	A	EA	1	*	*	*	*	*	*	4	8
P-O	4730-288-94	TEE,PIPE TO TUBE: LINE TO GOVERNOR 504329 (21450)	A	EA	1	*	*	*	*	*	*	4	8
P-O	4730-511-16	CONNECTOR,AIR BRAKE: 8331478 (19207)	A	EA	4	*	*	*	*	*	*	4	8
P-O	4730-546-59	COUPLING PIPE: AIR GAGE TO AIR HOSE 8747887 (19207)	A	EA	1	*	*	*	*	*	*	4	8
P-O	4730-987-90	ADAPTER STRAIGHT,PIPE TO HOSE: AIR BRAKE, HOSE END ASSEMBLY MS39133-2 (96906)	A	EA	4	*	*	*	*	*	*	4	8
P-O	4820-350-64	COCK,PLUG: 7014964 (19207)	A	EA	1	*	*	*	*	*	*	4	5
P-O	5305-068-05	SCREW,CAP,HEXAGON HEAD: MS90726-5 (96906)	A	EA	1	*	*	*	*	*	*	6	10
P-O	5305-068-05	SCREW,CAP,HEXAGON: MS90726-6 (96906)	A	EA	8	*	*	*	*	*	*	6	10
P-O	5305-267-89	SCREW,CAP,HEXAGON HEAD: MS90726-8 (96906)	A	EA	2	*	*	*	*	*	*	6	10
P-O	5310-021-97	NUT,PLAIN,HEXAGON: 219760 (21450)	A	EA	2	*	*	*	*	*	*	6	10

(1)	(2)	(3)	TM9-2320-211-34P										
SMR Code	Federal Stock Number	DESCRIPTION	UNIT	(4) Qty	(5) 30-day DS	(6) maint	(7) 30-day GS	(8) maint	(9) 1-yr	(10) Depot	Illustration		
Code	Stock Number		meas in	of inc.	allowance		allowance		alw	maint			
			Unit						per	alw			
				(a)	(b)	(c)	(a)	(b)	(c)	cnt-	equip	(a)	(b)
	Reference Number & Mfr. Code	Usable On Code		1-20	21-5	(51-10)	(1-20)	21-5	(51-10)	(gcy)	No.	Figure	Item
1208-AIR BRAKE SYSTEM-CONTINUED													
P-O	5310-241-01	NUT, PLAIN, HEXAGON: 5331179 (19207)	A	EA	1	*	*	*	*	*	*	6	10
P-O	5310-247-41	WASHER, FLAT: RAKE BOOSTER CYLINDER LINE CONNECTOR 49034H (31007)	A	EA	1	*	*	*	*	*	*	6	10
P-O	5310-809-40	WASHER, FLAT MS27183-10 (96906)	A	EA	1	*	*	*	*	*	*	6	10
P-O	5340-057-30	CLAMP, LOOP: 573042 (19207)	A	EA	8	*	*	*	*	*	*	4	8
P-O	5340-700-17	SPRING, HELICAL, COMPRESSION: AIR SUPPLY VALVE 202677 (06853)	A	EA	2	*	*	*	*	*	*	6	10
P-O	5340-809-14	CLAMP, LOOP: MS21333-100 (96906)	HA, BO	EA	7	*	*	*	*	*	*	4	8
P-O	5310-877-57	NUT, SELF-LOCKING, HEXAGON: MS21044N4 (96906)	A	EA	2	*	*	*	*	*	*	6	10
1209-AIR COMPRESSOR ASSEMBLY													
P-O-R	2530-863-31	COMPRESSOR, RECIPROCATING: MS51322-1 (96906)	A	EA	1	*	*	*	*	*	*	8	20 88 1
P-O-R	2530-318-09	GOVERNOR: AIR COMPRESSOR 8330262 (19207)	A	EA	1	*	*	*	*	*	*	6	20 89 1
P-O-R	2530-854-44	GOVERNOR ASSEMBLY, AIR: AIR BRAKE 10900525 (19207)	EA, EB, EC, 1A. AB. DE. DF	EA	1	*	*	*	*	*	*	6	20 89 1
P-O	5306-225-90	SCREW, CAP, HEXAGON HEAD: MS90726-33 (96906)	A	EA	2	*	*	*	*	*	*	6	10 89 2
P-O	5310-959-76	NUT, SELF-LOCKING, HEXAGON: MS51922-5 (96906)	A	EA	2	*	*	*	*	*	*	6	10 89 3
X1		SCREEN: 8327938 (19207)	A		1								89 4
P-O	2530-422-76	SCREEN, CUP: STRAINER 60-S-88 (80244)	A	EA	1	*	*	*	*	*	*	6	20 89 5
X1		NUT, PLAIN: 60-N-261700 (80244)	A		1								89 6
P-O	2910-753-93	VENT: AIR GOVERNOR 7539391-(19207)	A	EA	1	*	*	*	*	*	*	6	20 89 7

(1)	(2)	(3)															
SMR	Federal	DESCRIPTION	UNIT	Qty	30-day DS	maint	30-day GS	maint	1-yr	Depot	Illustration						
Code	Stock		of inc.		allowance		allowance		alw	maint							
Number			meas in						per	alw							
			Unit						100	per	(a)	(b)					
					(a)	(b)	(c)	(a)	(b)	(c)	cnt-	equip	No.				
		Reference Number & Mfr. Code	Usable On Code		1-20	21-5	(51-10)	1-20	21-5	(51-10)	(gcy)						
1209-AIR COMPRESSOR ASSEMBLY-CONTINUED																	
NON-ILLUSTRATED																	
P-O	4730-090-92	NUT,TIBE COUPLING: COMPRESSOR DISCHARGE FITTING 8333477 (19207)	A	EA	1	*	*	*	*	*	*	4	8				
P-O	4730-426-83	ELBOW,PIPE TO TUBE: BALL SLEEVE MALE PIPE END, AIR RESERVOIR TO AIR RESERVOIR LINE 221825 (06853)	A	EA	2	*	*	*	*	*	*	4	5				
P-O	5310-877-57	NUT.SELF-LOCKING,HEXAGON: MS21044N4 (96906)	A	EA	2	*	*	*	*	*	*	6	10				
P-O	5340-057-30	CLAMP,LOOP: COMPRESSOR TO RESERVOIR LINE MS21333-114 (96906)	A	EA	1	*	*	*	*	*	*	4	8				
1211-TRAILER BRAKE CONNECTIONS AND CONTROLS																	
P-O	4730-069-11	ADAPTER,STRAIGHT PIPE: MS39179-5 (96906)		EA,EB,EC,JA,IA, IB,DE,DF,EF	EA	2	*	*	*	*	*	4	8	90	1		
X2-O		NIPPLE: PIPE ADAPTER 8376311 (19207)		EA,EB,EC,JA, IA,IB,DE,DF,EF	EA	2	*	*	*	*	*			90	2		
P-O	5305-267-89	SCREW,CAP,HEXAGON HEAD: MS90726-10 (96906)		EA,EB,EC,JA,1A 1B,DE,DF,EF	EA	4	*	*	*	*	*	6	10	90	3		
P-O	5340-177-80	BRACKET,ANGLE: 10883330 (19207)		EA,EB,EC,JA,1A 1B,DE,EF,EF	EA	2	*	*	*	*	*	3	5	90	4		
P-O	2530-270-38	DUMMY COUPLING,AUTOMOTIVE AIR BRAKE HOSE 7014965 (19207)		EA.EB.EC. JA,1A,1B, DE,DF,EF	EA	2	*	*	*	*	*	4	8	90	5		
P-O	2530-740-94	DUMMY COUPLING, AUTOMOTIVE: AIR BRAKE HOSE FRONT SERVICE TRAILER CONNECTION 7409445 (19207)		EA,EB,EC, JA,1A,1B DE,DF,EF	EA	2	*	*	*	*	*	4	8	90	5		
P-O	4730-196-15	NIPPLE,PIPE: 192075 (19207)		EA,EB,EC,JA,1A,1E DE,DF,EF	EA	2	*	*	*	*	*	4	8	90	6		
P-O	2530-179-71	BRACKET,COUPLING,AIR BRAKE: LEFT SIDE 10883328 (19207)		EA,EB,EC, JA,1A,1B,DE,DF,EF	EA	2	*	*	*	*	*	3	5	90	7		
X2-O		BRACKET,COUPLING,AIR BRAKE: RIGHT SIDE 10883329 (19207)		EA,EB,EC, JA,1A,1B, DE,DF,EF	EA	1	*	*	*	*	*			90	7		
X2-O		ELBOW: 127849 (21450)		EA,EB,EC,JA, 1A,1B,DE,DF,EF	EA	2	*	*	*	*	*			90	8		



(1)	(2)	(3)		TM9-2320-211-34P									(8)	(9)	(10)
SMR	Federal	DESCRIPTION	UNIT	Qty	30-day DS	maint	30-day GS	maint	1-yr	Depot	Illustration				
Code	Stock		of	inc.	allowance		allowance		alw	maint					
	Number		meas	in					per	alw					
			Unit						100	per	(a)	(b)			
									equip	100	Figure	Item			
					(a)	(b)	(c)	(a)	(b)	(c)	cnt-	equipNo.	No.		
		Reference Number & Mfr. Code	Usable On Code		1-20	21-5	(51-10)	(1-20	21-5	(51-10)	gcy				
		1211-TRAILER BRAKE CONNECTIONS AND CONTROLS-CONTINUED													
P-O	5310-959-76	NUT, SELF-LOCKING: BRACKET SCREW MS51922-3 (96906)	EA, EB EC, JA, 1A, 1B, DE, DF, EF	EA	4	*	*	*	*	*	6	10	90	9	
P-O	4820-350-64	COCK, PLUG: CUTOUT AIR LINE HOSE COUPLING 7014964 (19207)	EA, EB, EC, JA 1A, 1B, DE, DF, EF	EA	2	*	*	*	*	*	4	5	90	10	
P-O	4730-196-19	NIPPLE: AIR LINE HOSE COUPLING 189611 (21450)	EA, EB, EC JA, 1A, 1B, DE, DF, EF	EA	2	*	*	*	*	*	4	8	90	11	
P-O	4730-249-38	ELBOW, PIPE: CUT-OUT COCK TO AIR HOSE COUPLING 144130 (24617)	EA, EB, EC, JA 1A, 1B, DE DF, EF	EA	2	*	*	*	*	*	4	5	90	12	
X2-O		BRACKET: 10883331 (19207)	EA, EB, EC, JA, IA 1B, DE, DF, EF	EA	2	*	*	*	*	*			90	13	
P-O	5310-582-67	WASHER, LOCK: COUPLING TO BRACKET MS35333-49 (96906)	EA, EB EC, JA, 1A, 1B DE, DF, EF	EA	2	*	*	*	*	*	6	10	90	14	
P-O	5310-021-97	NUT, PLAIN, HEXAGON HEAD: COUPLING TO BRACKET 219760 (21450)	EA, EB, EC JA, 1A, 1B DE, DF, EF	EA	2	*	*	*	*	*	6	10	90	15	
P-O	4730-196-19	NIPPLE, PIPE: AIR LINE HOSE COUPLING 189611 (24617)	EA, EB, EC, JA	EA	2	*	*	*	*	*	4	8	91	1	
P-O	4730-595-00	COUPLING HALF, QUICK DISCONNECT: FRONT (2) REAR (4) MS35746-1 (96906)	EA, EB, EC, JA 1A, 1B, DE DF, EF	EA	6	*	*	*	*	*	4	8	91	2	
P-O	4730-595-00	COUPLING HALF, QUICK DISCONNECT: AIR BRAKE HOSE, ASSEMBLY TRAILER CONNECTION EMERGENCY AND SERVICE FRONT (2), REAR (2) MS35746-1 (96906)	OB, BG, BF, CA, CB, DA, DB, FA, FB, 1C, 1D	EA	4	*	*	*	*	*	4	8	91	2	
X1		BODY: 500333 (21450)	EA, EB, EC, JA, 1A, 1B, DE, DF, EF		1								91	3	
P-O	4730-334-78	PLUNGER: COUPLING HOUSING 538825 (21450)	EA, EB, EC, JA, 1A, 1B, DE, DF, EF	EA	1	*	*	*	*	*	4	8	91	4	
P-O	5340-597-03	SPRING: PLUNGER 538827 (21450)	EA, EB, EC, JA, 1A, 1B, DE, DF, EF	EA	1	*	*	*	*	*	4	8	91	5	
P-O	4730-053-88	RETAINER: COUPLING HOUSING 538826 (21450)	EA, EB, EC, JA, 1A, 1B, DE, DF, EF	EA	1	*	*	*	*	*	4	8	91	6	
P-O	5330-090-21	PACKING PREFORMED: COUPLING HOUSING MS35748-1 (96906)	EA, EB, EC, JA, 1A, 1B, DE, DF, EF	EA	2	*	*	*	*	*	4	8	91	7	



(1)	(2)	(3)	TM9-2320-211-34P									
SMR Code	Federal Stock Number	DESCRIPTION	UNIT	Qty	30-day DS	maint	30-day GS	maint	1-yr	Depot	Illustration	
			of meas	inc. in	allowance		allowance		alw	per	(a)	
			Unit						100	per	(b)	
					(a)	(b)	(c)	(a)	(b)	(c)	equip	
		Reference Number & Mfr. Code	Usable	On	Code	1-20	21-5(51-10)	1-20	21-5(51-10)	gcy	No.	
											Figure	
											Item	
											No.	
		1211-TRAILER BRAKE CONNECTIONS AND CONTROLS-CONTINUED NON-ILLUSTRATED-CONTINUED										
P-O	2530-741-30	HOSE ASSEMBLY RUBBER CONNECTOR: INTERVEHICULAR 7413037(19207)	EB,EC JA,1A,1B	EA	2	*	*	*	*	*	4	10
P-O-R	2530-741-39	VALVE,RELEASE BRAKE: TRAILER AIR BRAKES(1) AIR CLUTCH(1) 7413937 (19207)	EA,EB,EC,1B, DE,DF,HA	EA	2	*	*	*	*	*	4	8
P-O	2530-898-02	HOSE ASSEMBLY, BRAKE INTERVEHICULAR: 7413037 (19207)	EB,JA, 1B	EA	2	*	*	*	*	*	4	10
P-O	2540-740-98	STRAP,AIR LINES:AIR HOSE 7409873 (19207)	EB,JA,1B	EA	3	*	*	*	*	*	4	8
P-O	4720-238-83	HOSE,NONMETALLIC:RUBBER COMPOUNDED COVER 7205003 (19207)	EA,EB,JA, 1A,1B,DE,DF	FT	V	*	*	*	*	*	4	10
P-O	4730-142-30	ADPATER, STRAIGHT,PIPE TO TUBE COMPRESSION BALL SLEEVE MALE PIPE END TO END ASSEMBLY CYLINDER MS31979-9 (96906)	EA,EB,JA, 1A,1B,DE,DF	EA	1	*	*	*	*	*	4	8
P-O	4730-278-34	PLUG,PIPE:AIR SUPPLY VALVE	EA,EB,JA, 1A,1B,DE,DF	EA	2	*	*	*	*	*	4	5
P-O	4730-541-33	ELBOW,PIPE TO TUBE;BA;; SLEEVE,MALE PIPE END AIR RESERVOIR TO AIR RESERVOIR LINE 504394 (21450)	EA,EB,JA, 1A,1B,DE,DF	EA	2	*	*	*	*	*	4	5
P-O	5310-208-42	NUT,SELF-LOCKING HEXAGON: MS20365-428A (96906)	EA,EB,JA, 1A,1B,DE,DF	EA	2	*	*	*	*	*	6	10
P-O	5310-275-66	WASHER,FLAT: BRAKE BOOSTER CYLINDER LINE TO MASTER CYLINDER (2) A BRAKE LINE TO BOOSTER CYLINDER (1) 5175415 (19207)	EA,EB,JA,1A, 1B,DE,DF	EA	3	*	*	*	*	*	6	10
P-O	5310-655-66	NUT,SELF-LOCKING,HEXAGON: MS20365-524C (96906)	EA,EB,EC,1A, 1B,DE,DF	EA	1	*	*	*	*	*	6	10
P-O	5310-737-66	WASHER,FLAT: BRAKE LINE TO AIR POWER UNIT CONNECTOR 374119 (21450)	EA,EB,EC, 1A,1B,DE,DF	EA	1	*	*	*	*	*	6	10
P-O	5306-018-16	BOLT,MACHINE,HEXAGON HEAD: 181610(21450)	EA,EB,EC,1A, 1B,DE,DF	EA	1	*	*	*	*	*	6	10

(1)	(2)	(3)																
SMR	Federal	DESCRIPTION	UNIT	Qty	30-day DS	maint	30-day GS	maint	1-yr	Depot	Illustration							
Code	Stock		of inc.		allowance		allowance		alw	maint								
Number			meas in						per	alw								
			Unit						100	per	(a)	(b)						
					(a)	(b)	(c)	(a)	(b)	(c)	cnt-	equip	100	Figure	Item			
		Reference Number & Mfr. Code	Usable On Code		1-20	21-5	(51-10)	1-20	21-5	(51-10)	gcy							
		1211-TRAILER BRAKE CONNECTIONS AND CONTROLS-CONTINUED NON-ILLUSTRATED-CONTINUED																
P-O	4730-511-16	CONNECTOR AIR BRAKE: CLAMPING,TRAILER AIR LINE HOSE COUPLING CUT OUT COCK,WITHOUT NUT AND WASHER (TRAILER FRONT EMERGENCY CONNECTION, TRAILER FRONT SERVICE CONNECTION,TRAILER REAR EMERGENCY CONNECTION AND TRAILER REAR SERVICE CONNECTION) 8331478 (19207)	EA,EB,EC,1A, B,DE,DF	EA	4	*	*	*	*	*	*	4	8					
		GROUP 13-WHEELS																
		1311-WHEEL ASSEMBLY																
P-O	2530-603-57	WHEEL,PNEUMATIC TIRE: MS53044-6 (96906)	BG,BF,DA,DB,EA,EB,EA, EC,FA,FB,TA,RA,ZA, HA,JA,BD,1A,1B,1C,1D	EA	11	*	*	*	*	*	*	10	40	93	1			
P-O	2530-287-57	WHEEL,PNEUMATIC TIRE: 7353762 (19207)	BE,IA,LA,MA	EA	11	*	*	*	*	*	*	10	40	93	1			
P-O	2530-287-57	WHEEL PNEUMATIC TIRE: 7353765 (19207)	OB,CA,CB	EA	11	*	*	*	*	*	*	10	40	93	1			
P-O	2530-738-94	DISK,WHEEL: 7389493 (19207)	A	EA	1	*	*	*	*	*	*	8	20	93	2			
P-O	2530-738-90	RING,SIDE,AUTOMOTIVE WHEEL: MS53045-3 (96906)	OB,BG,BF,DA, DB,EA,EB,EC, FA,FB,TA,RA,ZA,HA, JA,BD,1B,1A,1C,1D	EA	1	*	*	*	*	*	*	10	100	93	3			
P-O	2530-735-36	RING SIDE,AUTOMOTIVE WHEEL: MS53045-4 (96906)	BE-IA-LA-MA, CA,CB	EA	11	*	*	*	*	*	*	10	100	93	3			
P-O	5310-353-24	NUT,PLAIN,HEXAGON:HUB TO SPINDLE 7346885 919207)	A	EA	2	*	*	*	*	*	*	10	40	94	1			
P-O	5310-700-70	WASHER,KEY:HUB BEARING ADJUSTING NUT 5139123 (19207)	A	EA	2	*	*	*	*	*	*	10	40	94	2			
P-O	5310-374-08	NUT,PLAIN,OCTAGON: HUB BEARING 7979308 (19207)	A	EA	2	*	*	*	*	*	*	10	40	94	3			
P-O	3110-100-06	CONE AND ROLLERS,TAPERED BEARING WITH OUTER HUB 141377H (31007)	A	EA	2	*	*	*	*	*	*	8	20	94	4			
P-O	2530-693-10	NUT,CAP,DUAL WHEEL: LEFT WHEEL MS53068-1 (96906)	IA,BE	EA	10	*	*	*	*	*	*	8	20	94	5			

(1)	(2)	(3)	TM9-2320-211-34P									(8)	(9)	(10)
SMR	Federal	DESCRIPTION	UNIT	Qty	30-day DS	maint	30-day GS	maint	1-yr	Depot	Illustration			
Code	Stock		of	inc.	allowance		allowance		alw	maint				
	Number		meas	in					per	alw				
				Unit					100	per	(a)	(b)		
					(a)	(b)	(c)	(a)	(b)	(c)	cnt-	equip	No.	Item
		Reference Number & Mfr. Code	Usable On Code		1-20	21-5	(51-10)	1-20	21-5	(51-10)	(gcy)		No.	
1311-WHEEL ASSEMBLY-CONTINUED														
P-O	2530-359-116	NUT,CAP,DUAL WHEEL: RIGHT WHEEL MS53068-2 (96906)	IA,BE	EA	10	*	*	*	*	*	8	20	94	5
P-O	5310-5940-80	NUT,SINGLE BALL SEAT,HEXAGON: FRONT AXLE RIGHT WHEEL HUB STUD MS51983-2 (96906)	OB,BG,BF, CA,CB,DA,DB, EA,EB,EC,FA, FB,TA,RA,ZA, 1A,1B,1C,1D	EA	10	*	*	*	*	*	8	20	94	5
P-O	5310-053-780	NUT,SELF-LOCKING,HEXAGON FRONT AXLE LEFT WHEEL HUB STUD 1A167732 (19207)	OB,BG,BF, CA,CB,DA,DB, EA,EB,EC,FA, FB,TA,RA,ZA, 1A,1B,1C,1D	EA	10	*	*	*	*	*	8	20	94	5
X2-O		HUB AND DRUM: 8758332 (19207)	A	EA	2	*	*	*	*	*			94	6
P-O	5310-880-774	NUT,PLAIN,HEXAGON: MS51968-11 (96906)	A	EA	20	*	*	*	*	*	40	20	94	7
P-O	5310-209-096	WASHER,LOCK: MS35338-47 (96906)	A	EA	20	*	*	*	*	*	40	20	94	8
P-O	2530-211-612	COVER,ACCESS: BRAKE DRUM 7979315 (19207)	A	EA	20	*	*	*	*	*	40	20	94	9
P-O	2530-093-559	DRUM,BRAKE: 7409394 (19207)	A	EA	2	*	*	*	*	*	40	20	94	10
P-O	2530-740-939	HUB,CAPS,WHEEL 7409395 (19207)	A	EA	2	*	*	*	*	*	20	10	94	11
P-O	3110-142-439	CUP,TAPERED ROLLER BEARING:HUB 1192542 (12204)	A	EA	4	*	*	*	*	*	20	10	94	12
X1		HUB: 7979324 (19207)	A		2								94	13
P-O	2530-740-939	ADAPTER,HUBWHEEL:FRONT AXLE 7409390 (19207)	A	EA	2	*	*	*	*	*	20	10	94	14
P-O	5306-569-901	BOLT,RIVET TYPE: LEFT FRONT WHEEL HUB 7411182 (19207)	BE,IA	EA	10	*	*	*	*	*	20	10	94	15
P-O	5306-741-118	BOLT,RIBBED SHOULDER: RIGHT FRONT WHEEL HUB KC5417 (50513)	BE,IA	EA	10	*	*	*	*	*	20	10	94	15
P-O	5306-151-575	BOLT,RIBBED SHOULDER: WHEEL HUB LEFT FRONT AXLE 7411183 (19207)	BG,BF,CA,CB, DA,DB,EA,EB, EC,FA,FB,TA,RA, ZA,HA,1A,1B,1C,1D	EA	10	*	*	*	*	*	20	10	94	15

(1)	(2)	(3)	TM9-2320-211-34P										(8)	(9)	(10)	
SMR	Federal	DESCRIPTION	UNIT	Qty	30-day DS	maint	30-day GS	maint	1-yr	Depot	Illustration					
Code	Stock		of inc.	allowance		allowance		alw	maint			per	alw			
Number			meas	in				per	alw			100	per	(a)	(b)	
			Unit					equip	100	Figure	Item					
		Reference Number & Mfr. Code	Usable On Code	(a)	(b)	(c)	(a)	(b)	(c)	cnt-	equip	No.		(a)	(b)	
				1-20	21-5	(51-10)	1-20	21-5	(51-10)	(gcy)						
1311-WHEEL ASSEMBLY-CONTINUED																
P-O	5306-740-95	BOLT,RIBBED SHOULDER: WHEEL HUB,RIGHT FRONT AXLE MS1946-6 (96906)	BG,BF,C,CB, DA,DB,EA,EB, EC,FA,FB,TA,RA, ZA,HA,1A,1B,1C,1D	EA	10	*	*	*	*	*	*	20	10	94	15	
P-O	5306-740-93	BOLT,RIBBED SHOULDER: BRAKE DRUMM ADAPTER 7409389 (19207)	A	EA	40	*	*	*	*	*	*	40	20	94	16	
P-O	3110-198-14	CONE AND ROLLERS,TAPERED;SPINDLE 74093499 (19207)	A	EA	2	*	*	*	*	*	*	8	20	94	17	
P-O	5310-353-24	NUT,PLAIN,OCTAGON; 7979263 (19207)	A	EA	4	*	*	*	*	*	*	8	20	95	1	
P-O	5310-700-70	WASHER,KEY: 5139123 (19207)	A	EA	4	*	*	*	*	*	*	8	20	95	2	
P-O	5310-353-22	NUT,PLAIN,OCTAGON: 7009603 (19207)	A	EA	4	*	*	*	*	*	*	8	20	95	3	
P-O	5330-961-35	SEAL,PLAIN,ENCASED:FORWARD REAR (2) REAR REAR AXLE (2) 102097R91 (31007)	A	EA	4	*	*	*	*	*	*	50	400	95	4	
P-O	3110-100-06	CONE AND ROLLERS,TAPERED: 121468 (24617)	A	EA	4	*	*	*	*	*	*	8	20	95	5	
P-O	5310-880-77	NUT,PLAIN,HEXAGON: MS51968-11 (96906)	A	EA	4	*	*	*	*	*	*	8	20	95	6	
P-O	5310-209-09	WASHER,LOCK: MS35338-47 (96906)	A	EA	4	*	*	*	*	*	*	8	20	95	7	
P-O	2530-211-61	COVER,ACCESS:HUB BEARING 7979315 (19207)	A	EA	4	*	*	*	*	*	*	8	20	95	8	
P-O	2530-093-55	BRAKE DRUM: 7409394 (19207)	A	EA	4	*	*	*	*	*	*	40	20	95	9	
P-O	5310-880-20	NUT,PLAIN,SINGLE BALL: FORWARD REAR AND REAR REAR OUTER WHEEL HUB STUD TA,RA,ZAQ,HA,	OB,BG,BF,CA, CB,DA,DB,EA, EB,EC,FA,FB,	EA	20	*	*	*	*	*	*	40	100	95	10	
P-O	5310-053-78	NUT,SINGLE BALL:FORWARD REAR AND REAR REAR OUTER WHEEL HUB STUD 110371H (31007)	JA,1A,1B,1C,1D OB,BG,BF,CA, CB,DA,DB,EA, EB,EC,FA,FB, TA,RA,ZA,HA, JA,1A,1B,1C,1D	EA	20	*	*	*	*	*	*	40	100	95	10	

(1)	(2)	(3)	TM9-2320-211-34P										(8)	(9)	(10)
SMR Code	Federal Stock Number	DESCRIPTION	UNIT of meas	Qty in Unit	30-day allowance	DS	maint	30-day allowance	GS	maint	1-yr alw	Depot alw	Illustration (a)	(b)	
		Reference Number & Mfr. Code	Usable On Code		(a)	(b)	(c)	(a)	(b)	(c)	cnt-	equip	No.	Item No.	
1311-WHEEL ASSEMBLY-CONTINUED															
P-O	2530-359-11	NUT,CAP,DUAL WHEEL; FORWARD REAR AND REA REAR AXLE INNER WHEEL HUB STUD MS53068-2 (96906)	OB,BG,BF,CA, CB,DA,DB,EA, EB,EC,FA,FB,TA, RA,ZA,HA,BE,IA BD,1A,1B,1C,1D	EA	20	*	*	*	*	*	40	100	95	11	
P-O	2530-693-10	NUT,CAP,DUAL WHEEL; FORWARD REAR AND REAR REAR AXLE INNER WHEEL HUB STUD MS53068-1 (96906)	OB,BG,BF,CA, CB,DA,DB,EA, EB,EC,FA,FB,TA RA,ZA,KB,BE,IA, BD,1A,1B,1C,1D	EA	20	*	*	*	*	*	40	100	95	11	
P-O	2530-740-93	HUB CAPS,WHEEL; 7409395 (19207)	A	EA	4	*	*	*	*	*	20	10	95	12	
P-O	3110-142-43	CUP,TAPERED ROLLER BEARING: 1192542 (12204)	A	EA	8	*	*	*	*	*	8	20	95	13	
X1		HUB: 7979324 (19207)	A		4								95	14	
P-O	5306-740-95	BOLT,RIBBED SHOULDER:FORWARD REAR AND REAR REAR AXLE WHEEL HUB MS1946-6 (96906)	OB,BG,BF, CA,CB,DA,DB, EA,EB,EC,FA, FB,TA,RA,ZA, HA,1A,1B,1C,1D	A	20	*	*	*	*	*	40	100	95	15	
P-O	5306-151-57	BOLT,RIBBED SHOULDER:FORWARD REAR AND REAR REAR AXLE WHEEL HUB 7411183 (19207)	OB,BG,BF,CA, CB,DA,DB,EA, EC,FA,FB,TA,RA, ZA,HA,1A,1B,1C,1D	EA	20	*	*	*	*	*	40	100	95	15	
P-O	2530-740-93	PLATE,BACKING,BRAKE:REAR WHEEL DRUM 7979323 (19207)	A	EA	4	*	*	*	*	*	8	20	95	16	
P-O	5310-584-52	WASHER,LOCK:BACKING PLATE MS353338-48 (96906)	A	EA	80	*	*	*	*	*	40	20	95	17	
P-O	5306-930-52	BOLT,MACHINE:BACKING PLATE 10896726-1 (19207)	AQ	EA	80	*	*	*	*	*	40	20	95	18	
P-O	2530-740-95	DEFLECTOR,DIRT AND MOISTURE BACKING PLATE 7979322 (19207)	A	EA	4	*	*	*	*	*	8	20	95	19	
P-O	5306-740-93	BOLT,RIBBED SHOULDER BRAKE DRUM ADAPTER 7409389 (19207)	A	EA	40	*	*	*	*	*	40	100	95	20	
P-O	3110-198-14	CONE AND ROLLERS TAPERED: 7409349 (19207)	A	EA	4	*	*	*	*	*	8	20	95	21	
P-O	2520-740-95	SEAL,PLAIN,ENCASED: 7409550 (19207)	A	EA	4	*	*	*	*	*	40	100	95	22	

(1)	(2)	(3)	TM9-2320-211-34P										(8)	(9)	(10)		
SMR Code	Federal Stock Number	DESCRIPTION	UNIT of meas	Qty in Unit	30-day allowance	DS	maint	30-day allowance	GS	maint	1-yr alw	Depot alw	Illustration (a)	(b)			
Reference Number & Mfr. Code	Usable On Code	(a)	(b)	(c)	(a)	(b)	(c)	cnt-	equip	No.	Figure	Item					
													1-20	21-5(51-10)	1-20	21-5(51-10)	gcy
1311-WHEEL ASSEMBLY-CONTINUED																	
P-O	2530-740-95	WIPER:FORWARD REAR AXLE (2), REAR REAR AXLE (2) 1199F1436 (78500)	A	EA	4	*	*	*	*	*	*	8	20	95	23		
X2-O		REAR AXLE CORE: 8758266 (19207) 1313-TIRES AND TUBES	A	EA	4	*	*	*	*	*	*						
P-O-R	2610-540-47	TIRE PNEUMATIC:TRUCK AND BUS 14 PLY MS35388-23 (96906)	EF,JA	EA	11	*	*	*	*	*	*	40	100	96	1		
P-O-R	2610-262-86	TIRE,PNEUMATIC:TRUCK AND BUS 11.00-20 MS35388-21 (96906)	ALL MODELS EXCEPT BE, IA,LA,MA	EA	11	*	*	*	*	*	*	40	100	96	1		
P-O-R	2610-204-25	TIRE,PNEUMATIC:TRUCK AND BUS (7 ON M39, M41) MS35388-25 (96906)	BE,IA,LA,MA	EA	11	*	*	*	*	*	*	40	100	96	1		
P-O	2610-051-94	INNER TUBE,PNEUMATIC TIRE: TRUCK AND BUS(7 USED ON M39 AND M41) MS35392-18 (96906)	BE,IA,LA,MA	EA	11	*	*	*	*	*	*	40	100	96	2		
P-O	2610-051-94	INNER TUBE,PNEUMATIC TIRE: TRUCK AND BUS MS35392-16 (96906)	JA,EF	EA	11	*	*	*	*	*	*	40	100	96	2		
P-O	2610-051-94	INNER TUBE,PNEUMATIC TIRE TRUCK AND BUS MS35392-15 (96906)	BG,BF,DA, DB,EA, EB,EC,TA,RA,ZA, HA,BD,,IA,1B,1C,1D	EA	11	*	*	*	*	*	*	40	100	96	2		
P-O	2640-050-12	VALVE CORE:INNER TUBE (7 USED ON M39 AND M41) 6100E (53477)	BG,BF,DA,DB, EA,EB,EC,FA,FB, TA,RA,ZA,HA,BE, IA,LA,MA,JA,BD	EA	11	*	*	*	*	*	*	15	25	96	3		
P-O	2640-060-35	CAP,TIRE VALVE:CORE (7 USED ON M39 AND M41) MS51375-1 (96906)	BG,BF,DA,DB, EA,EB,EC,FA, FB,TA,RA,ZA, HA,BE,IA,LA,MA, BD,1A,1B,1C,1D	EA	11	*	*	*	*	*	*	15	25	96	4		
P-O	2640-200-19	VALVE EXTENSION,TIRE: 8333276 (19207)	DA,DB,EA,EB, EC,FA,FB,TA,RA, ZA,HA,BE,IA,JA, BD,1A,1B,1C,1D	EA	4	*	*	*	*	*	*	15	25	97	1		
X2-O		BRACJET:VALVE EXTENSION 10883229 (19207)	DA,DB,EA,EB,EC, FA,FB,TA,RA,ZA, HA,BE,IA,JA,BD, 1A,1B,1C,1D	EA	4	*	*	*	*	*	*		97		2		



(1)	(2)	(3)	TM9-2320-211-34P			(4)	(5)	(6)	(7)	(8)	(9)	(10)		
SMR Code	Federal Stock Number	DESCRIPTION	UNIT	Qty	30-day DS allowance	30-day DS maint	30-day GS allowance	30-day GS maint	1-yr alw	Depot alw	Illustration			
				meas in Unit	(a)	(b)	(c)	(a)	(b)	(c)	per equip	per equip	(a) Figure	(b) Item No.
		Reference Number & Mfr. Code	Usable On Code		1-20	21-5	51-10	1-20	21-5	51-10	(gcy)			
		1313-TIRES AND TUBES-CONTINUED												
X2-0		NUT:BRACKET 10883232 (19207)	EA	4	*	*	*	*	*	*			97	3
		DA,DB,EA,EB,EA, EC,FA,FB,TA,RA, ZA,HA,BE,IA,JA, BD,1A,1B,1C,1D												
		NON-ILLUSTRATED												
P-0	2540-052-08	PATCH,INNER TUBE REPAIR; 520828 (19207)	A	EA	V	*	*	*	*	*			100	400
		GROUP 14-STEERING												
		1401-MECHANICAL STEERING ASSEMBLY												
P-0	5310-374-08	NUT,PLAIN,HEXAGON:STEERING WHEEL RETAINING 5167785 (19207)	A	EA	1	*	*	*	*	*			6	10 98 1
P-0	2530-277-26	STEERING WHEEL: 7521474 (19207)	A	EA	1	*	*	*	*	*			6	20 98 2
P-0	5310-241-66	NUT,SELF-LOCKING:STEERING RELAY BRACKET MS51943-42	A	EA	6	*	*	*	*	*			6	10 99 1
P-0	5310-167-06	WASHER,LOCK:STEERING RELAY BRACKET MS35338-49 (96906)	A	EA	6	*	*	*	*	*			6	10 99 2
P-0	2530-689-99	BRACKET,STEERING RELAY: 10938439 (19207)	A	EA	1	*	*	*	*	*			4	10 99 3
P-0	5305-246-65	SCREW,CAP,HEXAGON: MS90726-120 (96906)	A	EA	1	*	*	*	*	*			6	10 99 4
P-0	2510-741-23	PIN,VEHICULAR LEAF: 7412376 (19207)	A	EA	1	*	*	*	*	*			6	10 99 5
P-0	4730-050-42	FITTING,LUBRICATION:LEAF PIN MS15003-1 (96906)	A	EA	1	*	*	*	*	*			6	10 99 6
P-0	5310-877-57	NUT,SELF-LOCKING,HEXAGON, MS21044N8 (96906)	A	EA	1	*	*	*	*	*			6	10 99 7
P-0	2510-592-22	LEVER ASSEMBLY WITH BALL AND BUSHING: 7992549 (19207)	A	EA	1	*	*	*	*	*			3	5 99 8
P-0	2530-734-88	BEARING SLEEVE; 7348894 (19207)	A	EA	2	*	*	*	*	*			4	10 99 9
P-0	2530-736-99	SEAL,PLAIN:RELAY LEVER 7369960 (19207)	A	EA	2	*	*	*	*	*			4	10 99 10
X1		BALL 7992550 (19207)	A		2									99 11
X1		LEVER: 7992551 (19207)	A		1									99 12

(1)	(2)	(3)															
SMR	Federal	DESCRIPTION															
Code	Stock		UNIT	Qty	30-day DS	maint	30-day GS	maint	1-yr	Depot	Illustration						
	Number		of meas	in	allowance		allowance		alw	maint							
			Unit						per	alw							
					(a)	(b)	(c)	(a)	(b)	(c)	100	per	(a)	(b)			
					1-20	21-5	(51-10)	(1-20	21-5	(51-10)	gcy	cnt-	equip	100	Figure	Item	
		Reference Number & Mfr. Code	Usable	On Code													
1401-MECHANICAL STEERING ASSEMBLY-CONTINUED																	
P-O	5305-716-74	SCREW,CAP,HEXAGON: RELAY LEVER BRACKET 8758466 (19207)	A	EA	6	*	*	*	*	*	*	6	10	99	13		
P-O	2530-734-88	DRAG LINK,STEERING:STEERING GEAR TO RELAY LEVER 7348898 (19207)	A	EA	1	*	*	*	*	*	*	15	30	100	1		
P-O	2530-734-88	DRAG LINK,STEERING:RELAY LEVER TO AXLE 7348899 (19207)	A	EA	1	*	*	*	*	*	*	15	30	100	1		
X1		PLUG:ADJUSTING STUD SEAT (COMPONENT OF PARTS KIT,STEERING FSN 2530-734-8897) 17798H (31007)	A		4									100	2		
X1		SEAT,BALL STUD:(COMPONENT OF PARTS KIT,STEERING,FSN 2530-734-8897) 17798H (31007)	A		8									100	3		
X1		SPRING:BALL STUD SEAT(COMPONENT OF PARTS KIT,STEERING,FSN 2530-734-8897) 17796H (31007)	A		4									100	4		
P-O	5315-013-73	PIN,COTTER:BALL STUD SEAT ADJUSTING PLUG(COMPONENT OF PARTS KIT,STEERING, FSN 2530-734-8897) MS24665-627 (96906)	A	EA	2	*	*	*	*	*	*	6		100	5		
X1		SEAT,BALL STUD SPRING: (COMPONENT OF PARTS KIT,STEERING,FSN 2530-734-8897) 17798HA (31007)	A		2									100	6		
P-O	4730-050-42	FITTING LUBRICATION:DRAG LINK TUBE MS15003-1 (96906)	A	EA	2	*	*	*	*	*	*	6	10	100	7		
X1		TUBE:AXLE 7034614 (19207)	A		1									100	8		
X1		TUBE:GEAR 7034635 (19207)	A		1									100	8		
P-O	5330-734-88	FELT,MECHANICAL PREFORMED: (COMPONENT OF PARTS KIT,STEERING,FSN 2530-734-8897) 99381R1 (31007)	A	EA	2	*	*	*	*	*	*	6		100	9		
P-O	2530-040-22	SHIELD:(COMPONENTS OF PARTS KIT, STEERING,FSN 2530-734-8897) 7369959 (19207)	A	EA	2	*	*	*	*	*	*	6		100	10		

(1)	(2)	(3)															
SMR	Federal	DESCRIPTION															
Code	Stock		UNIT	Qty	30-day DS	maint	30-day GS	maint	1-yr	Depot	Illustration						
	Number		of	inc.	allowance		allowance		alw	maint							
			meas	in					per	alw							
				Unit					100	per	(a)	(b)					
					(a)	(b)	(c)	(a)	(b)	(c)	equip	100	Figure	Item			
		Reference Number & Mfr. Code	Usable	On Code	1-20	21-50	51-100	1-20	21-50	51-100	cnt-	equip	No.	No.			
											gcy						
1401-MECHANICAL STEERING ASSEMBLY-CONTINUED																	
P-O	2530-734-88	TIE ROD,STEERING 7348877 (19207)	A	EA	2	*	*	*	*	*	*	15	30	101	1		
X1		RING:TIE ROD END 7089590 (19207)	A		1									101	2		
P-O	2530-770-23	DISK,SOLID,PLAIN:TIE ROD END 7702383 (19207)	A	EA	1	*	*	*	*	*	*	4	10	101	3		
X1		SPRING:TIE ROD END 8758323 (19207)	A		1									101	4		
P-O	2520-311-76	SEAT:TIE ROD END 7369965 (19207)	A	EA	1	*	*	*	*	*	*	4	10	101	5		
X1		FELT:BALL STUD 7089600 (19207)	A		1									101	6		
P-O	5307-736-99	STUD,BALL:TIE ROD END 7369966 (19207)	A	EA	1	*	*	*	*	*	*	4	10	101	7		
P-O	3120-736-99	BEARING,STEERING ROD:A 7369961 (19207)	A	EA	1	*	*	*	*	*	*	6	10	101	8		
P-O	4730-050-42	FITTING LUBRICATION:TIE ROD END MS15003-1 (96906)	A	EA	2	*	*	*	*	*	*	6	10	101	9		
P-O	2530-211-61	TIE ROD END,STEERING:RIGHT 7369964 (19207)	A	EA	1	*	*	*	*	*	*	15	30	101	10		
P-O	2530-303-49	TIE ROD END,STEERING:LEFT 7369963 (19207)	A	EA	1	*	*	*	*	*	*	15	30	101	10		
P-O	5315-272-68	PIN,STRAIGHT,HEADED: TIE ROD END 141044H (31007)	A	EA	1	*	*	*	*	*	*	6	10	101	11		
X1		WASHER,FLAT:TIE ROD END 5283028 (19207)	A		1									101	12		
X1		SEAL:TIE ROD END 5283027 (19207)	A		1									101	13		
P-O	2530-708-95	DEFLECTOR:TIE ROD END STUD SEAL 7089558 (19207)	A	EA	1	*	*	*	*	*	*	4	10	101	14		
X1		SPRING:TIE ROD END 5283021 (19207)	A		1									101	15		
P-O	5310-297-32	NUT,SLOTTED,HEXAGON:END STUD 272336 (24617)	A	EA	1	*	*	*	*	*	*	6	10	101	16		
P-O	5315-234-16	PIN,COTTER:END STUD NUT MS24665-633 (96906)	A	EA	1	*	*	*	*	*	*	6	10	101	17		
P-O	5305-725-41	SCREW,CAP,HEXAGON:END CLAMP MS90726-165 (96906)	A	EA	2	*	*	*	*	*	*	6	10	101	18		

(1)	(2)	(3)	TM9-2320-211-34P											
SMR	Federal	DESCRIPTION	(4)	(5)	(6)	(7)			(8)			(9)	(10)	
Code	Stock		UNIT	Qty	30-day	DS	maint	30-day	GS	maint	1-yr	Depot	Illustration	
	Number		of	inc.	allowance		allowance				alw	alw		
			meas	in							per	per	(a)	
			Unit								100	100	(b)	
											equip	equip	Figure	
											100	100	Item	
											cnt-	equip	No.	
		Reference Number & Mfr. Code	Usable On Code	(a)	(b)	(c)	(a)	(b)	(c)		1-20	21-5(51-10(1-20	21-5(51-10(gcy	
1401-MECHANICAL STEERING ASSEMBLY-CONTINUED														
X1		TUBE,TIE ROD: 8758325 (19207)	A	1								101	19	
P-O	5310-820-66	WASHER,LOCK:END CLAMP SCREW MS35338-50 (96906)	A	EA	2	*	*	*	*	*	6	10	101	20
P-O	5310-763-89	NUT,PLAIN,HEXAGON: END CLAMP SCREW MS51968-20 (96906)	A	EA	2	*	*	*	*	*	6	10	101	21
P-O	5330-832-71	NON-ILLUSTRATED SEAL,OIL: STEERING WHEEL(USE WITH 20" STEERING WHEEL ONLY) 8327140 (19207)	A	EA	1	*	*	*	*	*	6		20	
P-O	2530-734-88	PARTS KIT,STEERING: 7348897 (19207) CONSISTING OF: 2-PLUG 17798H (31007) 4-SEAT 1779HB (31007) 2-SPRING 17796H (31007)	A	EA	V	*	*	*	*	*	15	30		
		5315-013-73			2-PIN MS24665-627 (96906)								100	2
		2-SEAT 1779HA (31007)											100	3
		5330-734-88			2-FELT 99381R1 (31007)								100	4
		2530-040-22			2-SHIELD 7369959 (19207)								100	5
													100	6
													100	9
													100	10
1407- POWER STEERING GEAR ASSEMBLY														
P-F-R	2530-525-13	STEERING GEAR:WITHOUT PITMAN,ARM HORN BUTTON AND WHEEL 8728230 (19207)	A	EA	1	*	*	*	*	*	8	20	102	1
P-F	5305-053-89	SCREW,CAP,HEXAGON:MOUNTING MS90726-167 (96906)	A	EA	4	*	*	*	*	*	6	10	102	2
P-F	5310-982-50	NUT,SELF-LOCKING,HEXAGON: MOUNTING MS21045-10 (96906)	A	A	3	*	*	*	*	*	6	10	102	3
P-F	2530-741-23	SHIM:CONTROL HOUSING 0.002 7412377 (19207)	A	EA	V	*	*	*	*	*	6	10	102	4
P-F	2520-463-16	SHIM:CONTROL HOUSING 0.003 7412378 (19207)	A	EA	V	*	*	*	*	*	6	10	102	4
P-F	2530-463-16	SHIM:CONTROL HOUSING0.010 7412379 (19207)	A	EA	V	*	*	*	*	*	6	10	102	4

(1)	(2)	(3)	TM9-2320-211-34P										(10)	
SMR Code	Federal Stock Number	DESCRIPTION	UNIT of meas	Qty in	(4)	(5)	(6)	(7)	(8)	(9)	(10)	(b)		
					30-day DS	allowance	30-day GS	allowance	1-yr alw	Depot alw	Illustration	Item		
					(a)	(b)	(c)	(a)	(b)	(c)	100 equip-	Figure	No.	
		Reference Number & Mfr. Code	Usable On Code		1-20	21-50	51-100	1-20	21-50	51-100	gcy			
1470-POWER STEERING GEAR ASSEMBLY-CONTINUED														
X1		SHIM:UPPER COVER (COMPONENT OF PARTS KIT,STEERING,FSN 2530-693-0677 7351035 (19207)	A	1							102	5		
P-F	2530-117-90	COVER AND SEAL ASSEMBLY: 7092540 (19207)	A	EA	1	*	*	*	*	*	3	5	102	6
P-F	5340-281-54	CLMAP,LOOP:COVER 7351018 (19207)	A	EA	1	*	*	*	*	*	4	8	102	7
P-F	5306-225-90	BOLT,MACHINE:COVER CLAMP MS90726-40 (96906)	A	EA	1	*	*	*	*	*	6	10	102	8
P-F	2590-512-92	COVER ASSEMBLY,STEERING: 101750R91 (31007)	A	EA	1	*	*	*	*	*	2	5	102	9
P-F	5977-626-13	CONTACT BRUSH:STEERING COLUMN 101760R91 (31007)	A	EA	1	*	*	*	*	*	6	20	102	10
P-F	5305-984-61	SCREW,MACHINE:STEERING COVER MS35206-241 (96906)	A	EA	4	*	*	*	*	*	6	10	102	11
P-F	5310-559-00	WASHER,FLAT:STEERING COVER MS35333-38 (96906)	A	EA	4	*	*	*	*	*	6	10	102	12
P-F	2590-735-12	GASKET:STEERING HOUSING COVER 7351272 (19207)	A	EA	1	*	*	*	*	*	10	50	102	13
P-F	2530-040-22	JACKET ASSEMBLY: 7351037 (19207)	A	EA	1	*	*	*	*	*	3	5	102	14
X1		JACKET: 096126-34 (77640)	A	1							102	15		
P-F	3110-142-02	BEARING,BALL,STEERING: JACKET 5186770 (19207)	A	EA	1	*	*	*	*	*	6	20	102	16
P-F	5310-167-07	WASHER,LOCK:COVER CLAMP MS35333-41 (96906)	A	EA	1	*	*	*	*	*	6	10	102	17
P-F	5310-880-77	NUT,PLAIN,HEXAGON:COVER CLAMP MS51968-5 (96906)	A	EA	1	*	*	*	*	*	6	10	102	18
P-F	5305-225-84	SCREW,CAP,HEXAGON:COVER MS90725--33 (96906)	A	EA	4	*	*	*	*	*	6	10	102	19
P-F	5310-407-95	WASHER,LOCK:STEERING COVER MS35338-45 (96906)	A	EA	4	*	*	*	*	*	6	10	102	20
P-F	2530-219-89	TUBE ASSEMBLY,STEERING: 7351038 (19207)	A	EA	1	*	*	*	*	*	8	20	102	21
P-F	3110-100-61	BEARING,BALL:SHAFT MS19059-51 (96906)	A	EA	13	*	*	*	*	*	40	60	102	22
P-F	3110-227-48	RING,BEARING,OUTER:CAM 40018 (77640)	A	EA	2	*	*	*	*	*	8	20	102	23

(1)	(2)	(3)	TM9-2320-211-34P									(8)	(9)	(10)
SMR Code	Federal Stock Number	DESCRIPTION	UNIT	Qty	30-day DS	maint	30-day GS	maint	1-yr	Depot	Illustration			
			of meas	inc in	allowance		allowance		alw	alw				
			Unit						per 100	per 100	(a)	(b)		
				(a)	(b)	(c)	(a)	(b)	(c)	cnt-	equip	100 Figure	(b) Item	
	Reference Number & Mfr. Code	Usable On Code		1-20	21-5	51-10	1-20	21-5	51-10	gcy		No.	No.	
1407-POWER STEERING GEAR ASSEMBLY-CONTINUED														
X1		RING:CAM 7351032 (19207)	A	1								102	24	
P-F	2530-397-68	HOUSING ASSEMBLY,CONTROL: 7351026 (19207)	A	EA 1	*	*	*	*	*	*	3	5	102	25
P-F	5330-298-13	GASKET:CONTROL HOUSING 7368502 (19207)	A	EA 1	*	*	*	*	*	*	8	20	102	26
P-F	2530-735-10	RETAINER,SPRING: 7351030 (19207)	A	EA 2	*	*	*	*	*	*	8	20	102	27
P-F	3110-277-04	BEARING,BALL,THRUST: 7411074 (19207)	A	EA 2	*	*	*	*	*	*	8	20	102	28
P-F	2530-741-10	WORM:STEERING GEAR 7411075 (19207)	A	EA 1	*	*	*	*	*	*	8	20	102	29
P-F	5305-269-32	SCREW,CAP,HEXAGON: CONTROL HOUSING MS90725-61 (96906)	A	EA 4	*	*	*	*	*	*	6	10	102	30
P-F	5310-637-95	WASHER,LOCK:CONTROL HOUSING MS35338-46 (96906)	A	EA 4	*	*	*	*	*	*	6	10	102	31
P-F	4730-057-55	PLUG,PIPE:CONTROL HOUSING MS49005-6 (96906)	A	EA 2	*	*	*	*	*	*	4	5	102	32
P-F	2530-040-22	COVER ASSEMBLY: 7351017 (19207)	A	EA 1	*	*	*	*	*	*	2	5	102	33
X1		COVER,SIDE,HOUSING: 7046586 (19207)	A	1								102	34	
X1		NUT,PLAIN,HEXAGON: 7994577 (19207)	A	1								102	35	
P-F	5305-274-84	SETSCREW:HOUSING COVER 7001650 (19207)	A	EA 1	*	*	*	*	*	*	6	10	102	36
P-F	2530-040-22	GASKET:SLIDE COVER(COMPONENT OF PARTS,KIT,STEERING,FSN 2530-693-0677) 7351020 (19207)	A	EA 1	*	*	*	*	*	*	10		102	37
P-F	5305-269-32	SCREW,CAP,HEXAGON: COVERS TO HOUSING MS90725-61 (96906)	A	EA 16	*	*	*	*	*	*	6	10	102	38
P-F	5310-261-73	WASHER,LOCK:COVERS TO HOUSING MS35338-8 (96906)	A	EA 16	*	*	*	*	*	*	6	10	102	39
X1		COVER 7046585 (19207)	A	1								102	40	

(1)	(2)	(3)	TM9-2320-211-34P										(10)	
SMR	Federal	DESCRIPTION	UNIT	Qty	30-day DS	maint	30-day GS	maint	1-yr	Depot	Illustration			
Code	Stock		of inc.	meas	allowance	allowance	allowance	allowance	alw	alw	(a)	(b)		
Number			Unit						per	per	equip	Figure		
									100	100	100	Item		
		Reference Number & Mfr. Code	Usable On Code	(a)	(b)	(c)	(a)	(b)	(c)	cnt-	equipNo.	No.		
				1-20	21-5	(51-10	(1-20	21-5	(51-10	gcy				
1407-POWER STEERING GEAR ASSEMBLY-CONTINUED														
P-F	2530-740-91	GASKET: SLIDE BAR END COVER (COMPONENTS OF PARTS KIT,STEERING FSN 2530-693-0677) 7409194 (19207)	A	EA	1	*	*	*	*	*	10	102	41	
P-F	5310-834-87	NUT,PLAIN,HEXAGON: MS35691-37 (96906)	A	EA	4	*	*	*	*	*	6	10	102	42
X1		SETSCREW: 138822 (21450)	A		4							102	43	
P-F	4820-726-47	VALVE,AIR PRESSURE RELIEF: 5196397 (19207)	A	EA	1	*	*	*	*	*	6	20	102	44
X1		BUSHING,PIPE:HOUSING VENT 43-1760-004-001 (81336)	A		1							102	45	
P-F	2530-736-99	ARM,STEERING GEAR:PITMAN W/INTEGRAL BALL 101771R21 (31007)	A	EA	1	*	*	*	*	*	8	20	102	46
P-F	5310-269-28	WASHER,LOCK:STEERING GEAR ARM MS35338-36 (96906)	A	EA	1	*	*	*	*	*	6	10	102	47
P-F	5310-997-69	NUT,PLAIN,HEXAGON STEERING GEAR ARM MS35691-93 (96906)	A	EA	1	*	*	*	*	*	6	10	102	48
X1		SEAL,OIL:GEAR HOUSING AND WHEEL SHAFT (COMPONENT OF PARTS KIT,STEER- ING,FSN 2530-693-0677) 7418961 (19207)	A		1							102	49	
P-F	2530-211-60	HOUSING,ASSEMBLY,STEERING 8329749 (19207)	A	EA	1	*	*	*	*	*	3	5	102	50
P-F	3120-350-26	BEARING,SLEEVE:PITMAN SHAFT 070011 (70920)	A	EA	2	*	*	*	*	*	8	20	102	51
X1		HOUSING,GEAR,STEERING 7046592 (19207)	A		1							102	52	
P-F	4730-010-38	PLUG,PIPE:OIL DRAIN MS49005-6 (96906)	A	EA	4	*	*	*	*	*	6	20	102	53
P-F	5315-735-10	PIN,GROOVED HEADLESS PITMAN ARM SHOCK 7351029 (19207)	A	EA	1	*	*	*	*	*	6	10	102	54
P-F	2530-211-60	LEVER,BLOCK: 7369970 (19207)	A	EA	1	*	*	*	*	*	4	8	102	55
X1		SHIM:SHAFT 7092550 (19207)	A		1							102	56	

(1)	(2)	(3)	TM9-2320-211-34P			(4)	(5)	(6)	(7)	(8)	(9)	(10)		
SMR	Federal	DESCRIPTION	UNIT	Qty	30-day DS	maint	30-day GS	maint	1-yr	Depot	Illustration			
Code	Stock		of inc.	meas	allowance	allowance	allowance	allowance	alw	maint				
	Number		Unit						per	alw				
									100	per	(a)	(b)		
									equip	100	Figure	Item		
									cnt-	equip	No.	No.		
		Reference Number & Mfr. Code	Usable On Code		(a)	(b)	(c)	(a)	(b)	(c)	1-20	21-5(51-10(1-20	21-5(51-10(gcy	
1407 POWER STEERING GEAR ASSEMBLY-CONTINUED														
X1		WASHER: 7092551 (19207)	A	1							102	57		
P-F	2530-219-89	SHAFT ASSEMBLY,STEERING; WITH BEARINGS AND SLEEVE 102181R91 (19207)	A	EA 1	*	*	*	*	*	*	4	5	102	58
P-F	2530-211-60	BEARING ASSEMBLY: 044983 (77640)	A	EA 1	*	*	*	*	*	*	6	20	102	59
P-F	2530-219-94	BEARING,SLEEVE, 7369969 (19207)	A	EA 1	*	*	*	*	*	*	6	20	102	60
X1		WASHER,FLAT: 7092559 (19207)	A	1							102	61		
X1		NUT,PLAIN,HEXAGON: 7062209 (19207)	A	1							102	62		
P-F	5365-263-58	RING,RETAINING:PITMAN SHAFT LEVER LOCK PIN(COMPONENT OF PARTS KIT,STEERING,FSN 2530-693-0677) 7413537 (19207)	A	EA 1	*	*	*	*	*	*	10		102	63
X1		WASHER,PLAIN:PITMAN SHAFT INTEGRAL LEVER LOCK PIN(COMPONENT OF PARTS KIT, STEERING,FSN 2530-693-0677) 7046593 (19207)	A	1							102	64		
P-F	5330-298-13	GASKET:CAM END COVER AND CONTROL HOUSING(COMPONENT OF PARTS KIT,STEERING, FSN 2530-693-0677) 7368502 (19207)	A	EA 2	*	*	*	*	*	*	10		102	65
X1		COVER,CAM END 7092530 (19207)	A	1							102	66		
NON-ILLUSTRATED														
P-F	2530-525-13	SPACER,INSULATING,STEERING GEAR (USE WITH STEERING GEAR,FSN 2530-525-1350) 8728234 (19207)	A	EA 1	*	*	*	*	*	*	6	20		
P-F	4720-143-89	HOSE ASSEMBLY,NONMETALLIC 11608863 (19207)	A	FT V	*	*	*	*	*	*	4	10		
P-F	4720-964-34	HOSE ASSEMBLY,NONMETALLIC: 8728289 (19207)	A	FT V	*	*	*	*	*	*	4	10		
P-F	5305-068-05	SCREW,CAP,HEXAGON:CLIP EXTENSION MS90726-5 (96906)	A	EA 1	*	*	*	*	*	*	6	10		



(1) SMR Code	(2) Federal Stock Number	(3) DESCRIPTION		(4) UNIT of meas	(5) Qty in	(6) 30-day allowance	(7) DS maint allowance	(8) 30-day GS maint allowance	(9) 1-yr alw	(10) Depot alw	Illustration	(a) Figure	(b) Item No.
Reference Number & Mfr. Code			Usable	(a) (b) (c)			(a) (b) (c)			cnt- equipNo.			
1407-POWER STEERING GEAR ASSEMBLY-CONTINUED NON-ILLUSTRATED-CONTINUED				1-20	21-5	51-10	1-20	21-5	51-10	gcy			
P-F	5305-269-28	SCREW,CAP,HEXAGON:CLIP TO BRACKET MS90726-60 (96906)	A	EA	1	*	*	*	*	*	6	10	
P-F	5305-269-28	SCREW,CAP,HEXAGON:CLIP EXTENSION TO HOUSING MS90726-65 (96906)	A	EA	1	*	*	*	*	*	6	10	
P-F	5305-269-28	SCREW,CAP,HEXAGON:BRACKET TO HOUSING AND EXTENSION TO HOUSING MS90726-69 (96906)	A	EA	2	*	*	*	*	*	6	10	
P-F	5305-269-32	SCREW,CAP,HEXAGON:COVER TO BODY MS90725-60 (96906)	A	EA	4	*	*	*	*	*	6	10	
P-F	5310-062-49	NUT,SELF-LOCKING:(REQ'D BY STEERING RELAY BRACKET) MS21045-8 (96906)	A	EA	3	*	*	*	*	*	6	10	
P-F	5310-637-95	WASHER,LOCK:COVER TO BODY MS35338-46 (96906)	A	EA	4	*	*	*	*	*	6	10	
P-F	5310-809-40	WASHER,FLAT:BRACKET TO HOUSING(1),CLIP TO EXTENSION(1) AND TO EXTENSION TO HOUSING(1) MS27183-15 (96906)	A	EA	3	*	*	*	*	*	6	10	
P-F	2530-930-07	RING,ASSEMBLY:HORN 8728235 (19207)	A	EA	1	*	*	*	*	*	8	20	
P-F	5305-582-66	SCREW,MACHINE: 8728232 (19207)	A	EA	1	*	*	*	*	*	6	10	
P-F	5310-838-17	NUT,PLAIN,HEXAGON:ADJUSTING SCREW MS35691-57 (96906)	A	EA	2	*	*	*	*	*	6	10	
P-F	5330-740-92	WASHER,NONMETALLIC:UNION TO POWER CYLINDER(1),ELBOW TO POWER CYLINDER(1) AND ELBOW TO CONTROL VALVE (2) 7409278 (19207)	A	EA	4	*	*	*	*	*	6	10	
P-F	5330-741-89	SEAL,OIL TRUNION: 032165 (77640)	A	EA	1	*	*	*	*	*	8	20	
P-F		LEAD(WIRE)HORN: 8728239 (19207)	A	EA	1	*	*	*	*	*	4	8	
P-F	2530-769-63	SHIM SET:HOUSING,UPPER COVER 7696384 (19207) CONSISTING OF: 1-SHIM 0.002 5175261 (19207) 1-SHIM 0.003 5175262 (19207) 1-SHIM 0.010 5186512 (19207)	A	EA	V	*	*	*	*	*	15	30	

(1)	(2)	(3)	TM9-2320-211-34P												
SMR	Federal	DESCRIPTION	(4)	(5)	(6)	(7)	(8)	(9)	(10)						
Code	Stock		UNIT	Qty	30-day DS	maint	30-day GS	maint	1-yr	Depot	Illustration				
	Number		of	inc.	allowance		allowance		alw	maint					
			meas	in					per	alw		(a)	(b)		
			Unit						100	per	(a)	(b)			
					(a)	(b)	(c)	(a)	(b)	(c)	cnt-	equipNo.	Figure	Item	
		Reference Number & Mfr. Code	Usable	On	Code	1-20	21-5(51-10(1-20	21-5(51-10(1-20	21-5(51-10(1-20	21-5(51-10(1-20	gcy				
1407-POWER STEERING GEAR ASSEMBLY-CONTINUED															
NON-ILLUSTRATED-CONTINUED															
P-F	2530-693-06	PARTS KIT,STEERING: 8333631 (19207) CONSISTING OF :	A	EA	V	*	*	*	*	*	*	15	30		
		1-SHIM 7351035 (19207)										102	5		
	2530-040-22	1-GASKET 7351020 (19207)										102	37		
	2530-740-91	1-GASKET 7409194 (19207)										102	41		
		1-SEAL 7418961 (19207)										102	49		
	5365-263-58	1-RING 7413537 (19207)										102	63		
		1-WASHER 7046593 (19207)										102	64		
	5330-298-13	2-GASKET 7368502 (19207)										102	65		
		1410-HYDRAULIC PUMP OR FLUID MOTOR ASSEMBLY													
P-F-R	2530-040-22	PUMP, HYDRAULIC STEERING: (EARLY GAS MODELS ONLY) 8329538 (19207)	AA	EA	1	*	*	*	*	*	*	8	20	103	1
P-F-R	2530-318-82	PUMP, HYDRAULIC STEERING: GEAR ASSEMBLY FOR LATE PRODUCTION VEHICLES WITHOUT SEPARATE RELIEF VALVE 7971028 (19207)	A	EA	1	*	*	*	*	*	*	8	20	103	1
P-F-R	2530-239-56	PUMP, HYDRAULIC STEERING: (GAS & DIESEL) (MULTIFUEL 5 GPM) 11640923 (19207)	A	EA	1	*	*	*	*	*	*	8	20	103	1
P-F-R	2530-075-33	PUMP, HYDRAULIC STEERING: (MULTIFUEL, 6 GPM) 109352665 (19207)	AB	EA	1	*	*	*	*	*	*	8	20	103	1
P-F	5305-269-32	SCREW, CAP, HEXAGON: MS70925-70 (96906)	A	EA	2	*	*	*	*	*	*	6	10	103	2
P-F	5310-637-95	WASHER, LOCK: MS35338-46 (96906)	A	EA	2	*	*	*	*	*	*	6	10	103	3
X1		NUT, PLAIN: GEAR 443342 (21450)	A		1								103	4	
X1		WASHER: 3X-X14315 (12204)	A		1								103	5	
P-F	2530-741-11	GEAR, HELICAL: PUMP DRIVE 7411102 (19207)	A	EA	1	*	*	*	*	*	*	6	20	103	6
P-F	5330-582-70	SEAL, PLAIN, ENCASED: SHAFT 7409291 (19207)	A	EA	1	*	*	*	*	*	*	20	40	103	7

(1)	(2)	(3)	TM9-2320-211-34P	(4)	(5)	(6)	(7)	(8)	(9)	(10)				
SMR Code	Federal Stock Number	DESCRIPTION	UNIT of meas in Unit	Qty	30-day DS allowance	maint	30-day GS allowance	maint	1-yr alw	Depot alw	Illustration (a)	(b)		
					(a)	(b)	(c)	(a)	(b)	(c)	equip-100 cnt-	Figure No.	Item No.	
		Reference Number & Mfr. Code	Usable On Code		1-20	21-5(51-10)	(1-20	21-5(51-10)	gcy					
		1410-HYDRAULIC PUMP OR FLUID MOTOR ASSEMBLY-CONTINUED												
P-F	2530-740-92	GASKET:HYDRAULIC GEAR PUMP TO END PLATE 7409295 (19207)	A	EA	1	*	*	*	*	*	50	100	103	8
X1		COVER: 05-10235 (78080)	A		1								103	9
X1		GASKET: 99-5 (78080)	A		2								103	10
X1		SPRING: (COMPONENT OF PARTS KIT, HYDRAULIC PUMP,FSN 2520-621-3005) 1056217R1 (31007)	A		1								103	11
P-F	5330-291-58	WASHER, NONMETALLIC: (COMPONENT OF PARTS KIT, HYDRAULIC PUMP, FSN 2520-621-3005) 105626R1 (31007)	A	EA	1	*	*	*	*	*	10		103	12
X1		BEARING:GEAR 05-10264 (78080)	A		3								103	13
X1		KEY WOODRUFF: (COMPONENTS OF PARTS KIT, HYDRAULIC PUMP, FSN 2520-621-3005) 108905 (21450)	A		1								103	14
X1		GEAR: 05-10237 (78080)	A		1								103	15
X1		BODY: PS-05-10234 (78080)	A		1								103	16
P-F	5305-269-32	SCREW: MS90725-69 (96906)	A	EA	1	*	*	*	*	*	6	10	103	17
X1		RETAINER: 05-10679 (78080)	A		1								103	18
P-F	2530-740-92	GASKET:DRIVE GEAR SHAFT AND RELIEF VALVE (COMPONENTS OF PARTS KIT, HYDRAULIC PUMP, FSN 2520-621-3005) 7409280 (19207)	A	EA	2	*	*	*	*	*	10		103	19
X1		SPRING:RELIEF VALVE (COMPONENT OF PARTS KIT, HYDRAULIC PUMP, FSN 2520-621-3005) 11237R1 (31007)	A		1								103	20
X1		BALL: 99-146-0' (78080)	A		1								103	21
X1		GEAR: 05-10406 (78080)	A		1								103	22
X1		BEARING: 05-10238 (78080)	A		1								103	23

(1)	(2)	(3)	TM9-2320-211-34P										(8)	(9)	(10)	
SMR	Federal	DESCRIPTION	UNIT	Qty	30-day DS	maint	30-day GS	maint	1-yr	Depot	Illustration					
Code	Stock		of	inc.	allowance		allowance		alw	maint		per	alw			
Number			meas	in					per	alw		100	per	(a)	(b)	
			Unit						equip	100	Figure			Item		
		Reference Number & Mfr. Code	Usable On Code		(a)	(b)	(c)	(a)	(b)	(c)		cnt-	equip	No.	No.	
					1-20	21-5(51-10(1-20	21-5(51-10(1-20	21-5(51-10(1-20	21-5(51-10(1-20	21-5(51-10(1-20	21-5(51-10(1-20	gcy				
		1410-HYDRAULIC PUMP OR FLUID MOTOR ASSEMBLY-CONTINUED														
P-F	2520-621-30	PARTS KIT, HYDRAULIC PUMP: 5702528 (19207) CONSISTING OF: 1-SPRING 105627R1 (31007)	A	EA	V	*	*	*	*	*	*	10	30			
		5330-291-58 1-WASHER 105626R1 (31007)												103	11	
		1-KEY 108905 (21450)												103	12	
		2530-740-92 2-GASKET 7409280 (19207)												103	14	
		2520-628-30 1-SPRING 11237R1 (31007)												103	19	
		3110-100-61 1-BALL MS19059-59 (96906)												103	20	
		5330-202-37 1-WASHER 7971027 (19207)													N/1	
		5340-298-87 1-SPACER 7971026 (19207)													N/1	
		2-SEAL 355203R1 (31007)													N/1	
		1411-HOSES, LINES, FITTINGS														
P-O	4730-851-01	ELBOW, PIPE TO TUBE: 9402838 (19207)	AC, AB	EA	2	*	*	*	*	*	*	4	5	104	1	
P-O	4720-289-23	HOSE ASSEMBLY, RUBBER: RESERVOIR TO STEERING PUMP MS28741-6-0750 (96906)	IA, IB, IC, ID	EA	1	*	*	*	*	*	*	6	20	104	2	
X2-O		CLAMP, LOOP: RESERVOIR LINE 10931982 (19207)	AC, AB	EA	1	*	*	*	*	*	*			104	3	
P-O	5330-285-98	PACKING, PREFORMED: MS28778-10 (96906)	AC, AB	EA	2	*	*	*	*	*	*	8	20	104	4	
P-O	5310-282-78	NUT, PLAIN, HEXAGON MS24400-10 (96906)	AC, AB	EA	2	*	*	*	*	*	*	6	10	104	5	
P-O	4730-924-55	ELBOW, TUBE: MS24394-10 (96906)	AC, AB	EA	2	*	*	*	*	*	*	4	5	104	6	
P-O	4720-087-41	HOSE ASSEMBLY, NONMETALLIC: MS28741-10-0430 (96906)	AC, AB	EA	1	*	*	*	*	*	*	4	10	104	7	
P-O	2530-740-92	HOSE ASSEMBLY, RUBBER 7409286 (19207)	AC, AB	EA	1	*	*	*	*	*	*	6	20	104	8	
P-O	5310-959-76	NUT, SELF-LOCKING: MS51922-5 (96906)	AC, AB	EA	2	*	*	*	*	*	*	6	10	104	9	
P-O	5340-057-30	CLAMP, LOOP: 3PT573057 (81348)	AC, AB	EA	1	*	*	*	*	*	*	4	8	104	10	
P-O	5310-877-57	NUT, SELF-LOCKING: MS21044N4 (96906)	AC, AB	EA	2	*	*	*	*	*	*	6	10	104	11	
P-O	5310-809-40	WASHER, FLAT: MS27183-10 (96906)	AC, AB	EA	3	*	*	*	*	*	*	6	10	104	12	

(1)	(2)	(3)	TM9-2320-211-34P										(10)	
SMR	Federal	DESCRIPTION	UNIT	Qty	30-day DS	maint	30-day GS	maint	1-yr	Depot	Illustration			
Code	Stock		of	inc.	allowance		allowance		alw	maint				
Number			meas	in					per	alw	(a)	(b)		
			Unit						100	per	equip	Figure		
					(a)	(b)	(c)	(a)	(b)	(c)	cnt-	equip		
		Reference Number & Mfr. Code	Usable On Code		1-20	21-5	(51-10)	(1-20	21-5	(51-10)	gcy	No.		
												Item		
												No.		
1411 HOSES, LINES, FITTINGS-CONTINUED														
P-O	5305-267-89	SCREW,CAP,HEXAGON: MS90726-17 (96906)	AC,AB	EA	1	*	*	*	*	*	6	10	104	13
P-O	4720-857-74	HOSE ASSEMBLY,RUBBER: RESERVOIR TO STEERING PUMP MS28741-12-0640 (96906)	IA,IB,IC,ID	EA	1	*	*	*	*	*	6	20	104	14
X2-O		BUSHING: RESERVOIR 8758371 (19207)	AC,AB	EA	1	*	*	*	*	*		104	15	
P-O	4730-925-81	CONNECTOR,RESERVOIR: 9402685 (19207)	AC,AB	EA	1	*	*	*	*	*	4	8	104	16
X2-O		BUSHING,RESERVOIR 144040 (21450)	AC,AB	EA	1	*	*	*	*	*			104	17
X2-O		CLAMP: 78MR11 (21450)	AC,AB	EA	1	*	*	*	*	*			104	18
P-O	5340-057-30	CLAMP,LOOP: 13PT573060 (81348)	AC,AB	EA	1	*	*	*	*	*	4	8	104	19
P-O	5340-057-30	CLAMP,LOOP: 3PT573051 (81348)	AC,AB	EA	1	*	*	*	*	*	4	8	104	20
P-O	5305-267-89	SCREW,CAP,HEXAGON:CLAMP MS90726-14 (96906)	AC,AB	EA	1	*	*	*	*	*	6	10	104	21
P-O	5330-808-07	PACKING,PREFORMED: MS28778-8	AC,AB	EA	4	*	*	*	*	*	6	20	104	22
P-O	5310-208-57	NUT,PLAIN HEXAGON: MS24400-8 (96906)	AC,AB	EA	4	*	*	*	*	*	6	10	104	23
P-O	4730-804-19	ELBOW,TUBE: MS24396-8 (96906)	AC,AB	EA	2	*	*	*	*	*	4	5	104	24
P-O	4730-806-62	ELBOW,,TUBE: MS24394-8 (96906)	AC,AB	EA	2	*	*	*	*	*	4	5	104	25
P-O	2530-964-34	HOSE,ASSEMBLY,RUBBER 8728289 (19207)	AC,AB	EA	2	*	*	*	*	*	6	20	104	26
P-O	4730-231-30	ELBOW,PIPE TO TUBE: MS20822-10(96906)	AC	EA	1	*	*	*	*	*	4	10	104	27
P-O	2530-971-50	COUPLING ASSEMBLY,HOSE: 59QEA26-P2 (76040)	IA,IA,IC,ID	EA	1	*	*	*	*	*	4	8	104	28
X2-O		CONNECTOR: 63AX1740 (19207)	AC,AB	EA	1	*	*	*	*	*			104	29
X2-O		PACKING,PREFORMED: 501212 (21450)	AC,AB	EA	1	*	*	*	*	*			104	30
X2-O		ELBOW: 144121 (21450)	AC,AB	EA	1	*	*	*	*	*			104	31

(1)	(2)	(3)	TM9-2320-211-34P										(8)	(9)	(10)
SMR Code	Federal Stock Number	DESCRIPTION	UNIT	Qty	30-day DS	30-day GS	DS	maint	allowance	allowance	maint	1-yr	Depot	Illustration	
			meas	in								alw	alw		
				Unit								per	per	(a)	
					(a)	(b)	(c)	(a)	(b)	(c)		100	100	(a)	
		Reference Number & Mfr. Code	Usable	On Code	1-20	21-5	(51-10)	(1-20)	21-5	(51-10)	gcy	cnt-	equip	No.	
														(b)	
														Item	
														No.	
1411-HOSES,LINES,FITTINGS-CONTINUED															
P-O	4730-277-55	ELBOW,PIPE: MS51952-2 (96906)	AC,AB	EA	1	*	*	*	*	*	*	4	5	104	32
P-O	4730-196-20	NIPPLE: 105405 (21450)	AC,AB	EA	1	*	*	*	*	*	*	4	8	104	33
X2-O		NIPPLE: 144613 (21450)	AC,AB	EA	1	*	*	*	*	*	*			104	34
P-O	2530-971-50	COUPLING ASSEMBLY,HOSE: BYPASS HOSE 59QEA26-P1 (76040)	AC,AB	EA	1	*	*	*	*	*	*	4	8	104	35
P-O	2530-971-50	COUPLING ASSEMBLY,HOSE:FEED 59QEA26-P3 (76040)	IA,IB,IC,ID	EA	1	*	*	*	*	*	*	4	8	104	36
P-O	4730-287-32	PLUG,PIPE: 127950 (24617)	AC,AB	EA	1	*	*	*	*	*	*	4	5	104	37
X2-O		ELBOW: 9402867 (19207)	AC,AB	EA	1	*	*	*	*	*	*			104	38
NON-ILLUSTRATED															
P-O	2530-072-44	HOSE ASSEMBLY,RUBBER:STEERING PUMP TO CONTROL VALVE (DIESEL/MULTIFUEL) 10938340 (19207)	AC,AB	EA	1	*	*	*	*	*	*	6		20	
P-F	2530-591-58	HOSE ASSEMBLY,RUBBER:PUMP TO CONTROL VALVE (GASOLINE) 7998644 (19207)	AA	EA	2	*	*	*	*	*	*	6		20	
P-F	2530-591-58	LINK,CONNECTING:HYDRAULIC LINE (GASOLINE) 7998648 (19207)	AA	EA	1	*	*	*	*	*	*	4		8	
P-F	2530-740-92	HOSE ASSEMBLY,RUBBER:CONTROL VALVE TO TANK (GASOLINE) 7409286 (19207)	AA	EA	1	*	*	*	*	*	*	6		20	
P-F	2530-740-92	HOSE ASSEMBLY,RUBBER:OIL RESERVOIR TO RELIEF VALVE,(GASOLINE) 7409288 (19207)	AA	EA	1	*	*	*	*	*	*	6		20	
P-F	2530-941-62	PLATE:HYDRAULIC STEERING HOSE SUPPORT (MULTIFUEL) 11593180 (19207)	AB	EA	1	*	*	*	*	*	*	3		5	
P-F	2840-806-77	ADAPTER:RESERVOIR TO CONNECTOR (MULTIFUEL) 444020 (77445)	AB	EA	1	*	*	*	*	*	*	4		8	
P-F	4710-595-18	TUBE,STEEL:HYDRAULIC VENT LINE FRONT, HYDRAULIC VENT LINE REAR, AND OIL RESERVOIR TO AIR CLEANER (GASOLINE) 7337351 (19207)	AA	EA	2	*	*	*	*	*	*	4		10	

(1)	(2)	(3)	TM9-2320-211-34P									(8)	(9)	(10)
SMR Code	Federal Stock Number	DESCRIPTION	UNIT	Qty	30-day DS	maint	30-day GS	maint	1-yr	Depot	Illustration			
			meas	in	allowance		allowance		alw	maint	per	alw		
				Unit					per	100	per	(a)	(b)	
					(a)	(b)	(c)	(a)	(b)	(c)	cnt-	equip	Figure	Item
		Reference Number & Mfr. Code	Usable	On	Code	1-20	21-5(51-10)	(1-20	21-5(51-10)	(gcy		No.	No.	
		1411-HOSES,LINES,FITTINGS,CONTINUED NON-ILLUSTRATED-CONTINUED												
P-F	4720-143-89	HOSE ASSEMBLY NONMETALLIC:RESERVOIR TO PUMP SUPPLY (MULTIFUEL) 11608863 (19207)	AB	EA	1	*	*	*	*	*	6	20		
P-F	4720-289-44	HOSE ASSEMBLY,NONMETALLIC:STEERING PUMP BY PASS TO RESERVOIR (DIESEL/MULTIFUEL) MS28741-6-0180 (96906)	AC,AB	EA	1	*	*	*	*	*	6	20		
P-F	4720-542-44	HOSE NONMETALLIC:CONTROL VALVE TO CYLINDER (GASOLINE) 303-8 (0064)	AA	EA	1	*	*	*	*	*	6	20		
P-F	4720-740-92	HOSE,RESERVOIR:TO HYDRAULIC STEERING PUMP 7409283 (19207)	A	EA	1	*	*	*	*	*	6	20		
P-F	4720-740-92	HOSE ASSEMBLY,NONMETALLIC:CONTROL VALVE TO RELIEF VALVE (GASOLINE) 7409285 (19207)	AA	EA	2	*	*	*	*	*	6	20		
P-F	4720-740-92	HOSE ASSEMBLY,NONMETALLIC:CONTROL VALVE TO RESERVOIR (DIESEL/MULTIFUEL) 7409286 (19207)	AB,AC	EA	1	*	*	*	*	*	6	20		
P-F	4720-964-34	HOSE ASSEMBLY,NONMETALLIC:CONTROL VALVE TO POWER CYLINDER (DIESEL/MULTIFUEL) 8728289 (19207)	AB,AC	EA	2	*	*	*	*	*	6	20		
P-F	4730-014-24	INVERTED NUT,TUBE COUPLING: OIL RESERVOIR TO AIR CLEANER LINE 14232 (21450)	A	EA	2	*	*	*	*	*	4	8		
P-F	4730-090-92	COUPLING,PIPE:PRESSURE LINE,PUMP TO GEAR (GASOLINE) 8333698 (19207)	AA	EA	1	*	*	*	*	*	4	8		
P-F	4730-196-08	BUSHING PIPE:PUMP OUTLET AND TANK OUTLET (GASOLINE) 2054 (23382)	AA	EA	2	*	*	*	*	*	4	8		
P-F	4730-196-14	NIPPLE,PIPE:CLOSE PUMP INLET (GASOLINE) MS51953-97 (96906)	AA	EA	1	*	*	*	*	*	4	8		
P-F	4730-196-20	NIPPLE,PIPE:HYDRAULIC PUMP (DIESEL/MULTIFUEL) 105405 (21450)	AC,AB	EA	1	*	*	*	*	*	4	8		
P-F	4730-203-00	ELBOW,PIPE:PUMP,INLET (GASOLINE AND MULTIFUEL) 454112 (21450)	AA,AB	EA	1	*	*	*	*	*	4	5		

(1)	(2)	(3)	TM9-2320-211-34P			(4)	(5)	(6)	(7)	(8)	(9)	(10)
SMR Code	Federal Stock Number	DESCRIPTION	UNIT	Qty	30-day DS	maint	30-day GS	maint	1-yr alw	Depot alw	Illustration	
			of meas	inc in	allowance		allowance		per 100	per 100	(a) Figure	(b) Item No.
		Reference Number & Mfr. Code	Usable	On	Code	(a)	(b)	(c)	(a)	(b)	(c)	cnt-
						1-20	21-5(51-10)	1-20	21-5(51-10)	1-20	21-5(51-10)	gcy
		1411-HOSES, LINES, FITTINGS-CONTINUED NON-ILLUSTRATED-CONTINUED										
P-F	4730-203-35	ADAPTER, STRAIGHT, TUBE TO HOSE: CONTROL VALVE TO CYLINDER (GASOLINE) 7350971 (19207)	AA	EA	2	*	*	*	*	*	*	4 8
P-F	4730-231-30	ELBOW, PIPE TO TUBE: (GASOLINE) MS20822-10 (96906)	AA	EA	1	*	*	*	*	*	*	4 5
P-F	4730-253-44	ELBOW, PIPE: MS39230-4 (96906)	A	EA	4	*	*	*	*	*	*	4 5
P-F	4730-253-44	ELBOW, PIPE: PUMP INLET (GASOLINE) 144113 (24617)	AA	EA	1	*	*	*	*	*	*	4 5
P-F	4730-261-42	ELBOW, PIPE: INLET TO PUMP (GASOLINE) MS39231-5 (96906)	AA	EA	1	*	*	*	*	*	*	4 5
P-F	4730-273-44	CONNECTOR: PUMP OUTLET (MULFIFUEL) 8720306 (19207)	AB	EA	1	*	*	*	*	*	*	4 8
P-F	4730-278-31	BUSHING, PIPE: RESERVOIR, CONTROL VALVE HOSE (GASOLINE AND MULTIFUEL) 128140 (21450)	AA, AB	EA	1	*	*	*	*	*	*	4 8
P-F	4730-278-36	ELBOW, PIPE TO TUBE: RESERVOIR MS20822-6B	A	EA	2	*	*	*	*	*	*	4 5
P-F	4730-278-37	ELBOW, TUBE: CONTROL VALVE TO RELIEF VALVE LINE 7350939 (19207)	AA, AB, AC	EA	2	*	*	*	*	*	*	4 5
P-F	4730-278-38	ELBOW PIPE TO TUBE: POWER CYLINDER (GASOLINE) 1402867 (24617)	AA	EA	1	*	*	*	*	*	*	4 5
P-F	4730-278-82	ADAPTER STRAIGHT TUBE TO HOSE: (GASOLINE) HOSE, ASSEMBLY HYDRAULIC GEAR PUMP TO CONTROL HOSE (1) HYDRAULIC GEAR PUMP LINE TO CONTROL VALVE (1) CONTROL VALVE LINE TO RELIEF VALVE (2) OIL RESERVOIR LINE TO TANK (1) MS28740-10 (96906)	AA	EA	6	*	*	*	*	*	*	4 8
P-F	4730-278-88	COUPLING, TUBE: OIL LINE (GASOLINE) 137413 (12204)	AA	EA	1	*	*	*	*	*	*	4 8
P-F	4730-374-69	ADAPTER, STRAIGHT, PIPE TO HOSE: (GASOLINE) HYDRAULIC GEAR PUMP TO CONTROL HOSE (1) HYDRAULIC GEAR PUMP LINE TO CONTROL VALVE (1) CONTROL VALVE TO TANK AND OIL RESERVOIR LINE TO RELIEF VALVE 5188696 (97907)	AA	EA	5	*	*	*	*	*	*	4 8
P-F	4730-718-26	ADAPTER, STRAIGHT PIPE: RESERVOIR ADAPTER TO PUMP SUPPLY HOSE (MULTIFUEL) 9402713 (24617)	AB	EA	1	*	*	*	*	*	*	4 8



(1)	(2)	(3)	TM9-2320-211-34P									
SMR Code	Federal Stock Number	DESCRIPTION	UNIT of meas	(4) Qty	(5) inc. in Unit	(6) 30-day allowance	(7) DS maint allowance	(8) 30-day GS maint allowance	(9) 1-yr alw per 100 cnt-	(10) Depot alw per (a) equip-	Illustration (b) Figure (a) No.	(b) Item No.
Reference Number & Mfr. Code			Usable On Code	(a)	(b)	(c)	(a)	(b)	(c)	1-20 21-5(51-10)(1-20 21-5(51-10)gcy		
1411-HOSES, LINES, FITTINGS-CONTINUED												
NON-ILLUSTRATED-CONTINUED												
P-F	4730-804-19	ELBOW TUBE:POWER CYLINDER (GASOLINE) MS24396-8 (96906)	AA	EA	2	*	*	*	*	*	4	5
P-F	4730-806-62	ELBOW,TUBE:POWER CYLINDER (2) CONTROL VALVE (2) (DIESEL/MULTIFUEL) MS24394-8 (96906)	AB,AC	EA	4	*	*	*	*	*	4	5
P-F	4730-924-54	ELBOW,PIPE:RESERVOIR DRAIN (GASOLINE AND MULTIFUEL) 444070 (21450)	AA,AB	EA	1	*	*	*	*	*	4	5
P-F	4730-924-55	ELBOW,TUBE:CONTROL VALVE (GASOLINE AND MULTIFUEL) MS24394-10 (96906)	AA,AB	EA	1	*	*	*	*	*	4	5
P-F	4730-925-81	CONNECTOR:RESERVOIR SUPPLY HOSE (GASOLINE AND MULTIFUEL) 9402685 (19207)	AA,AB	EA	1	*	*	*	*	*	4	8
P-F	4730-961-85	NIPPLE:RESERVOIR DRAIN (GASOLINE AND MULTIFUEL) MS551-53-52 (96906)	AA,AB	EA	1	*	*	*	*	*	4	8
P-F	4730-277-55	ELBOW,PIPE:HYDRAULIC PUMP (DIESEL/MULTIFUEL) MS51952-2 (96906)	AB,AC	EA	1	*	*	*	*	*	4	5
P-F	5305-993-18	SCREW,MACHINE:SECURING HOSE CLAMPS TO BRACKET (MULTIFUEL) MS35207267 (96906)	AB	EA	1	*	*	*	*	*	6	10
P-F	4730-999-85	ELBOW,PIPE:PUMP OUTLET CONNECTOR (MULTIFUEL) 454087 (21450)	AB	EA	1	*	*	*	*	*	4	5
P-F	5310-061-73	NUT,SELF-LOCKING HEXAGON: SECURING HOSE CLAMPS TO BRACKET (MULTIFUEL) MS21045-3 (96906)	AB	EA	1	*	*	*	*	*	6	10
P-F	5310-208-57	NUT,PLAIN,HEXAGON:HYDRAULIC FITTINGS (DIESEL/MULTIFUEL) AN924-8 (88044)	AB,AC	EA	4	*	*	*	*	*	6	10
P-F	5310-282-78	NUT,PLAIN,HEXAGON:HYDRAULIC FITTINGS (DIESEL/MULTIFUEL) MS24400-10 (96906)	AB,AC	EA	2	*	*	*	*	*	6	10
P-F	5330-285-98	PACKING,PREFORMED:HYDRAULIC FITTINGS (DIESEL/MULTIFUEL) MS28778-10 (96906)	AB,AC	EA	2	*	*	*	*	*	6	20

(1)	(2)	(3)	TM9-2320-211-34P										(8)	(9)	(10)
SMR Code	Federal Stock Number	DESCRIPTION	UNIT	Qty	(4)	(5)	(6)	(7)	(8)	(9)	(10)	1-yr	Depot	Illustration	
			meas	in	of inc.	allowance	allowance	allowance	allowance	allowance	allowance	alw	alw	Figure	
				Unit								per	per	(a)	
												100	100	(b)	
												cnt-	equip	Item	
		Reference Number & Mfr. Code	Usable	On	Code	(a)	(b)	(c)	(a)	(b)	(c)	1-20	21-5	(51-10)	
						1-20	21-5	(51-10)	1-20	21-5	(51-10)	gcy			
		1411-HOSES,LINES,FITTINGS-CONTINUED NON-ILLUSTRATED-CONTINUED													
P-F	5330-931-67	PACKING,PREFORMED:HYDRAULIC FITTINGS (DIESEL/MULTIFUEL) MS28778-8 (96906)	AB,AC	EA	5	*	*	*	*	*	*	6	20		
P-F	5340-922-63	CLAMP,LOOP:HOSE PUMP TO CONTROL VALVE (MULTIFUEL) MS21333-77 (96906)	AB	EA	1	*	*	*	*	*	*	4	8		
P-F	5340-922-63	CLAMP,LOOP:HOSE INLET,RESERVOIR TO PUMP (MULTIFUEL) MS21333-79 (96906)	AB	EA	1	*	*	*	*	*	*	4	8		
		1412-HYDRAULIC OR AIR CYLINDERS													
P-F-R	2530-397-68	CYLINDER ASSEMBLY POWER: (COMPONENT OF FIGURE 100) 7351363 (77640)	A	AE	1	*	*	*	*	*	*	8	20	105 1	
P-F	2530-040-22	GASKET:(COMPONENT OF KIT,REPAIR, POWER CYLINDER,FSN 2520-692-6190) 7351021 (19207)	A	EA	1	*	*	*	*	*	*	8		105 2	
P-F	5340-735-13	RING,RETAINING:MOUNTING (COMPONENT OF KIT,REPAIR,POWER CYLINDER FSN 2520-692-6190) 7351366 (19207)	A	EA	1	*	*	*	*	*	*	8		105 3	
XI		FLANGE: 7046594 (19207)	A		1									105 4	
P-F	5310-637-95	WASHER,LOCK:FLANGE SCREW MS35338-46 (96906)	A	EA	4	*	*	*	*	*	*	6	10	105 5	
P-F	5305-263-28	SCREW,CAP,HEXAGON:FLANGE MS35298-64 (96906)	A	EA	4	*	*	*	*	*	*	6	10	105 6	
P-F	2530-736-99	BAR ASSEMBLY,STEERING GEAR: 7369968 (19207)	A	EA	1	*	*	*	*	*	*	3	5	105 7	
P-F	2530-735-13	ADAPTER ASSEMBLY: 7351360 (19207)	A	EA	1	*	*	*	*	*	*	4	8	105 8	
P-F	2530-534-91	RING,O,CONTROL VALVE: (COMPONENT OF KIT,REPAIR,POWER CYLINDER,FSN 2520-692-6190) 102170R1 (31007)	A	EA	1	*	*	*	*	*	*	8		105 9	
P-F	5310-220-68	WASHER,FLAT: (COMPONENT OF KIT, REPAIR, POWER CYLINDER FSN 2520-692-6190) 8376583 (19207)	A	EA	1	*	*	*	*	*	*	8		105 10	

(1)	(2)	(3)	TM9-2320-211-34P											
SMR Code	Federal Stock Number	DESCRIPTION	UNIT	(4) Qty	(5) 30-day DS	(6) DS maint	(7) 30-day GS	(8) GS maint	(9) 1-yr	(10) Depot	Illustration			
				of meas	inc. in	allowance	allowance		alw	alw				
				Unit					per 100	per 100	(a) Figure	(b) Item		
		Reference Number & Mfr. Code	Usable On Code	(a) 1-20	(b) 21-50	(c) 51-100	(a) 1-20	(b) 21-50	(c) 51-100	cnt-	equipNo.	No.		
1412-HYDRAULIC OR AIR CYLINDERS-CONTINUED														
X1		WASHER:(COMPONENT OF KIT,REPAIR,POWER CYLINDER,FSN 2520-692-6190) 8713975 (19207)	A	1							105	11		
P-F	3120-735-13	PACKING, PREFORMED:PLATE 7351367 (19607)	A	EA	1	*	*	*	*	*	8	20	105	12
P-F	3120-735-13	BEARING,SLEEVE:PLATE (COMPONENT OF KIT,REPAIR POWER CYLINDER, FSN 2520-692-6190) 7351362 (19207)	A	EA	1	*	*	*	*	*	8		105	13
X1		PLATE: 7046595 (19207)	A		1								105	14
X1		SEAL: 546873 (21450)	A		1								105	15
P-F	2530-735-13	RING,PISTON: (COMPONENT OF KIT, REPAIR, POWER CYLINDER, FSN 2520-692-6190) 7351365 (19207)	A	EA	1	*	*	*	*	*	8		105	16
P-F	2530-735-13	PISTON: 7351364 (19207)	A	EA	1	*	*	*	*	*	8	20	105	17
P-F	5310-809-85	WASHRER,FLAT:PISTON MS27183-23 (96906)	A	EA	1	*	*	*	*	*	8	20	105	18
P-F	5310-012-53	NUT,SLOTTED HEXAGON: STEERING GEAR BAR 125393 (21450)	A	EA	1	*	*	*	*	*	8	20	105	19
P-F	5315-298-14	PIN,COTTER:BAR NUT MS24665-357 (96906)	A	EA	1	*	*	*	*	*	8	20	105	20
X1		CYLINDER: 7046597 (19207)	A		1								105	21
P-F	2520-692-61	KIT,REPAIR,POWER CYLINDER: 8333796 (19207)	A	EA	V	*	*	*	*	*	15	30		
CONSISTING OF:														
	2530-040-22	1-GASKET: 7351021 (19207)												105
	5340-735-13	1-RING: 7351366 (19207)											105	3
	2530-534-91	1-RING: 102170R1 (31007)											105	9
	5310-220-68	1-WASHER: 8376583 (19207)											105	10
		1-WASHER: 8713975 (19207)											105	11
	3120-735-13	1-BEARING: 7351362 (19207)											105	13
	2530-735-13	1-RING: 7351365 (19207)											105	16
	3110-100-61	1-BEARING: MS19059-59 (96906)											107	7
	2520-040-23	1-GUIDE: 8330326 (19207)											107	8

(1)	(2)	(3)	TM9-2320-211-34P										(8)	(9)	(10)							
SMR Federal Code Stock Number	DESCRIPTION	UNIT	Qty	30-day DS	maint	30-day GS	maint	1-yr	Depot	Illustration	of inc. meas	allowance	allowance	alw	maint	per	alw	100	per	(a)	(b)	
		Unit									in					100	per	equip	100	Figure	(a)	(b)
				(a)	(b)	(c)	(a)	(b)	(c)							cnt-	equip	No.				Item
	Reference Number & Mfr. Code	Usable On Code		1-20	21-5	(51-10)	(1-20	21-5	(51-10)	gcy												
1412-HYDRAULIC OR AIR CYLINDERS--CONTINUED																						
	1-SPRING: 89-195 (46606)																					107 9
	2520-740-92 1-GASKET: 7409281 (19207)																					107 10
	5330-735-13 1-PACKING: 7351367 (19207)																					
	1-PACKING: 546875 (21450)																					
1413-TANKS AND RESERVOIRS																						
P-O	2520-740-92 RESERVOIR,OIL:HYDRAULIC STEERING 7409290 (19207)	A	EA	1	*	*	*	*	*	*					6	20	106					1
P-O	4730-042-63 PLUG,PIPE:OIL DRAIN 444697 (21450)	A	EA	1	*	*	*	*	*	*					4	5	106					2
X1	BODY: 10883503 (19207)	A		1													106					3
P-O	2590-786-01 BREATHER ASSEMBLY,FILTER: 8376371 (19207)	A	EA	1	*	*	*	*	*	*					6	20	106					4
P-O	2520-177-92 SCREEN,OIL RESERVOIR: 10883443 (19207)	A	EA	1	*	*	*	*	*	*					6	20	106					5
P-O	5365-281-66 RING,RETAINING:SCREEN 5298689 (19207)	A	EA	1	*	*	*	*	*	*					6	20	106					6
P-O	5330-359-04 GASKET:FILLER PLUG 5283976 (19207)	A	EA	1	*	*	*	*	*	*					15	30	106					7
P-O	4730-575-26 PLUG,MACHINE THREAD 10883350 (19207)	A	EA	1	*	*	*	*	*	*					4	5	106					8
P-O	4730-045-97 PLUG,PIPE: MS49006-6 (96906)	A	EA	1	*	*	*	*	*	*					4	5	106					9
P-O	5305-269-28 SCREW,CAP,HEXAGON: MS90726-59 (96906)	A	EA	2	*	*	*	*	*	*					6	10	106					10
P-O	5310-080-60 WASHER, FLAT: MS27183-14 (96906)	A	EA	4	*	*	*	*	*	*					6	10	106					11
P-O	5310-950-00 NUT, SELF-LOCKING: MS21044N6 (96906)	A	EA	2	*	*	*	*	*	*					6	10	106					12
P-O	5305-269-28 SCREW,CAP,HEXAGON: MS90726-65 (96906)	A	EA	1	*	*	*	*	*	*					6	10	106					13
P-O	5310-383-41 WASHER, FLAT: 52803V (31007)	A	EA	1	*	*	*	*	*	*					6	10	106					14
X2-O	CUSHION: 102735R1 (31007)	A	EA	2	*	*	*	*	*	*							106					15
X2-O	SPACER: 102413R1 (31007)	A	EA	1	*	*	*	*	*	*							106					16

(1)	(2)	(3)	TM9-2320-211-34P										(8)	(9)	(10)
SMR Code	Federal Stock Number	DESCRIPTION	UNIT of meas	Qty in Unit	30-day DS allowance	DS maint	30-day GS allowance	GS maint	1-yr alw	Depot alw	Illustration (a)	Figure (b)	Item No. (c)		
Reference Number & Mfr. Code	Usable	On Code	(a)	(b)	(c)	(a)	(b)	(c)	per 100 cnt-	per 100 equip-	Figure No.	Item No.			
1414-STEERING SYSTEM VALVES															
P-F-R 2530-304-94		VALVE, RELIEF:(COMPONENT OF FIGURE 100)	A	EA	1	*	*	*	*	*	6	20	107	1	
		8330247 (19207)													
X1		SCREW:MOUNTING BRACKET	A		1							107		2	
		16932R91 (31007)													
P-F 5305-269-28		SCREW,CAP,HEXAGON:MOUNTING BRACKET	A	EA	1	*	*	*	*	*	6	10	107	3	
		MS90726-69 (96906)													
P-F 5310-950-00		NUT,SELF-LOCKING:MOUNTING STUDS	A	EA	3	*	*	*	*	*	6	10	107	4	
		MS21044N6 (96906)													
P-F 2530-626-83		BRACKET,MOUNTING:	A	EA	1	*	*	*	*	*	3	5	107	5	
		101353R1 (31007)													
P-F 5307-206-84		STUD,PLAIN:MOUNTING BRACKET	A	EA	2	*	*	*	*	*	6	10	107	6	
		114949R1 (31007)													
P-F 3110-100-61		BALLBEARING:(COMPONENT OF KIT, REPAIR, POWER CYLINDER, FSN 2520-621-3005)	A	EA	1	*	*	*	*	*	6		107	7	
		MS19059-59 (96906)													
P-F 2520-040-23		GUIDE:(COMPONENT OF KIT, REPAIR, POWER CYLINDER, FSN 2520-692-6198)	A	EA	1	*	*	*	*	*	6		107	8	
		8330326 (19207)													
X1		SPRING:(COMPONENT OF KIT, REPAIR, POWER CYLINDER, FSN 2520-692-6198)	A		1							107		9	
		98-195 (46606)													
P-F 2520-740-92		GASKET,RELIEF VALVE:(COMPONENT OF PARTS KIT,HYDRAULIC PUMP,FSN 2520-6198)	A	EA	1	*	*	*	*	*	10		107	10	
		7409281 (19207)													
X1		RETAINER:	A		1							107		11	
		8330332 (19207)													
X1		BODY:	A		1							107		12	
		PS-05-10755 (46606)													
X1		WASHER:	A		1							107		13	
		7703021 (19207)													
X1		SPACER:	A		1							107		14	
		102413RJ (31007)													
P-F-R 2530-525-13		VALVE ASSEMBLY,STEERING GEAR:(COMPONENT OF FIGURE 100)	A	EA	1	*	*	*	*	*	8	20	108	1	
		8728231 (19207)													

(1)	(2)	(3)				TM9-2320-211-34P									
SMR	Federal	DESCRIPTION	UNIT	Qty	30-day DS	maint	30-day GS	maint	1-yr	Depot	Illustration				
Code	Stock		of	inc.	allowance	allowance	allowance	allow	maint			(a)	(b)		
Number			meas	in				per	alw			equip	Figure		
			Unit					100	per			100	(a)		
								cnt-	equip	No.			(b)		
		Reference Number & Mfr. Code	Usable	On	Code	(a)	(b)	(c)	(a)	(b)	(c)	1-20	21-5(51-10(1-20		
						1-20	21-5(51-10(1-20	21-5(51-10(1-20	21-5(51-10(1-20	21-5(51-10(1-20	21-5(51-10(1-20	21-5(51-10(1-20	21-5(51-10(1-20		
1414-STEERING SYSTEM VALVES-CONTINUED															
P-F	2530-394-30	COVER, LEVER: (COMPONENT OF KIT, CONTROL VALVE SPOOL, FSN 2520-692-6152) 7092531 (19207)	A	EA	1	*	*	*	*	*	*	3	108	2	
P-F	2530-735-10	GASKET: (COMPONENT OF PARTS KIT, HYDRAULIC FSN 2530-590-0230) 7351039 (19207)	A	EA	1	*	*	*	*	*	*	8	108	3	
P-F	2530-592-52	ROD ASSEMBLY, CONTROL VALVE: 8331052 (19207)	A	EA	1	*	*	*	*	*	*	4	10	108	4
P-F	5310-975-20	NUT, PLAIN HEXAGON: MS35691-21 (96906)	A	EA	1	*	*	*	*	*	*	6	10	108	5
P-F	2530-534-91	RING, O, CONTROL VALVE: (COMPONENT OF PARTS KIT, HYDRAULIC, FSN 2530-590-0230) 102170R1 (31007)	A	EA	1	*	*	*	*	*	*	8	108	6	
P-F	5330-196-53	PACKING, PREFORMED: SPOOL VALVE 102169R1 (31007)	A	EA	2	*	*	*	*	*	*	8	20	108	7
P-AF	2530-211-60	VALVE, SPOOL: 415127 (77640)	A	EA	1	*	*	*	*	*	*	8	20	108	8
X1		GASKET: SPOOL VALVE 7351355 (19207)	A		2								108	9	
P-F	2530-211-60	BODY, CONTROL VALVE: 415125 (77640)	A	EA	1	*	*	*	*	*	*	3	5	108	10
P-F	5305-978-34	SCREW CAP SOCKET HEAD: CONTROL VALVE BODY	A	EA	4	*	*	*	*	*	*	6	10	108	11
P-F	5310-582-59	WASHER, LOCK: CONTROL VALVE BODY MS35338-44 (96906)	A	EA	4	*	*	*	*	*	*	6	10	108	12
P-F	2530-211-60	VALVE, SLEEVE: 415141 (77640)	A	EA	1	*	*	*	*	*	*	8	20	108	13
P-F	2530-213-74	RETAINER, RUBBER SEAL: (COMPONENT OF KIT, CONTROL VALVE SPOOL, FSN 2520-692-6152) 8132666 (19207)	A	EA	1	*	*	*	*	*	*	8	108	14	
P-F	5330-198-61	PACKING, PREFORMED: C40 (80064)	A	EA	1	*	*	*	*	*	*	8	20	108	15
P-F	2530-627-90	COVER, SPOOL, HYDRAULIC 415131 (77640)	A	EA	1	*	*	*	*	*	*	4	8	108	16
P-F	5310-550-11	WASHER, LOCK: MS35333-40 (96906)	A	EA	4	*	*	*	*	*	*	6	10	108	17
P-F	5305-978-93	SCREW, MACHINE: MS16997-66 (96906)	A	EA	4	*	*	*	*	*	*	6	10	108	18

(1)	(2)	(3)																
SMR	Federal	DESCRIPTION	UNIT	Qty	30-day DS	maint	30-day GS	maint	1-yr	Depot	Illustration							
Code	Stock		of	inc.	allowance		allowance		alw	maint								
Number			meas	in					per	alw								
			Unit						100	per	(a)	(b)						
					(a)	(b)	(c)	(a)	(b)	(c)	cnt-	equip	100	Figure	(a)	(b)		
		Reference Number & Mfr. Code	Usable	On	Code	1-20	21-5(51-10)	1-20	21-5(51-10)	gcy								
		1414-STEERING SYSTEM VALVES-CONTINUED																
		PIN:	A			1							108		19			
		040039 (77640)																
P-F	2530-735-13	SEAL,ACTUATING LEVER:	A	EA	1	*	*	*	*	*	*	8	108		20			
		(COMPONENT OF SEAL AND WASHER KIT, FSN 2530-692-6151																
		AND PARTS KIT, HYDRAULIC, FSN 2530-590-0230)																
		7351359 (19207)																
P-F	5310-209-61	WASHER,FLAT:(COMPONENT OF SEAL	A	EA	1	*	*	*	*	*	*	8	108		21			
		AND WASHER KIT, FSN 2530-692-6151)																
		028207 (77640)																
P-F	2530-768-42	LEVER,VALVE ACTUATING:	A	EA	1	*	*	*	*	*	*	6	10	108		22		
		7092532 (19207)																
P-F	2530-590-02	PARTS KIT, HYDRAULIC:	A	EA	V	*	*	*	*	*	*	15	30					
		8333797 (19207)																
		CONSISTING OF:																
		5310-639-80 1-GASKET: 7351039 (19207)											108		3			
		2530-534-91 1-RING: 102170R1 (31007)											108		6			
		2530-735-13 1-SEAL: 7351359 (19207)											108		20			
		5330-198-61 1-PACKING: 510233 (12450)																
		5330-198-61 2-PACKING: 50126 (21450)																
		2-O-RING: 102169R2 (31007)																
P-F	2530-692-61	SEAL AND WASHER: (USE WITH	A	EA	V	*	*	*	*	*	*	15	30					
		VALVE 2520-607-3519)																
		8332651 (19207)																
		CONSISTING OF:																
		2530-735-13 1-SEAL: 7351359 (19207)											108		20			
		5310-209-61 1-WASHER: 028207 (77640)											108		21			
P-F	2520-692-61	KIT,CONTROL VALVE SPOOL:	A	EA	V	*	*	*	*	*	*	15	30					
		8332652 (19207)																
		CONSISTING OF:																
		2530-394-30 1-COVER: 7092531 (19207)											108		2			
		2530-213-74 1-RETAINER: 8332666 (19207)											108		14			
		2530-312-05 1-SEAL: 415180 (77640)																
		5330-082-51 1-SEAL: 032200-24																
		GROUP 15-FRAME AND TOWING																
		ATTACHMENTS																
		1501-FRAME ASSEMBLY																
P-F	2510-753-96	BRACKET,ANGLE:RIGHT BRUSH GUARD HINGE	A	EA	1	*	*	*	*	*	*	4	8	109		1		
		7539672 (19207)																

(1)	(2)	(3)	TM9-2320-211-34P			(4)	(5)	(6)	(7)	(8)	(9)	(10)		
SMR	Federal	DESCRIPTION	UNIT	Qty	30-day DS	maint	30-day GS	maint	1-yr	Depot	Illustration			
Code	Stock		of	inc.	allowance		allowance		alw	maint				
	Number		meas	in					per	alw		(b)		
				Unit					100	per	(a)	(b)		
									equip	100	Figure	Item		
					(a)	(b)	(c)	(a)	(b)	(c)	cnt-	equipNo.	No.	
		Reference Number & Mfr. Code	Usable	On	Code	1-20	21-5(51-10)	1-20	21-5(51-10)	100	gcy			
1501-FRAME ASSEMBLY-CONTINUED														
P-F	5306-740-95	BOLT,U: 7409506 (19207)	A	EA	16	*	*	*	*	*	6	10	109	2
X2-F		BRACKET:BRUSH GUARD HINGE,RIGHT 7376334 (19207)	A	EA	1	*	*	*	*	*	4	8	109	3
P-F	2510-179-57	BRACKET,MOUNTING,CASE: 8758404 (19207)	A	EA	1	*	*	*	*	*			109	4
X2-F		MEMBER: 8758401 (19207)	A	EA	1	*	*	*	*	*			109	5
X2-F		PLATE:MEMBER TO CROSS MEMBER 8758409 (19207)	A	EA	2	*	*	*	*	*			109	6
P-F	2510-933-95	CROSS MEMBER,FRAME: 8331198 (19207)	A	EA	1	*	*	*	*	*	4	8	109	7
P-F	2510-740-95	MEMBER,CROSS:TRANSFER FRONT SUPPORT 7409519 (19207)	A	EA	1	*	*	*	*	*	4	8	109	8
X2-F		PLATE: 8758408 (19207)	A	EA	2	*	*	*	*	*			109	9
P-F	2530-798-12	BRACKET: 7979170 (19207)	A	EA	1	*	*	*	*	*	4	8	109	10
X2-F		BRACKET: 8758407 (19207)	A	EA	1	*	*	*	*	*			109	11
X2-F		CROSS MEMBER: 8758412 (19207)	A	EA	1	*	*	*	*	*			109	12
P-F	2510-740-95	MEMBER,CROSS:TRANSFER REAR SUPPORT 7409520 (19207)	A	EA	1	*	*	*	*	*	4	8	109	13
P-F	2520-741-80	MEMBER,CROSS,FRAME:REAR OF TRANSFER 7418034 (19207)	A	EA	1	*	*	*	*	*	4	8	109	14
P-F	2520-737-62	SUPPORT,TRANSFER CASE: 7376240 (19207)	A	EA	1	*	*	*	*	*	4	8	109	15
P-F	2510-740-95	BRACKET,SUPPORT:ENGINE 7409508 (19207)	A	EA	2	*	*	*	*	*	4	8	109	16
P-F	5305-725-01	SCREW,CAP,HEXAGON:STEERING GEAR MOUNTING BRACKET MS90727-139 (96906)	A	EA	10	*	*	*	*	*	6	10	109	17
P-F	2510-837-86	CROSS MEMBER: 8758405 (19207)	A	EA	1	*	*	*	*	*	4	8	109	18
P-F	2530-626-34	BRACKET,STEERING GEAR 7044248 (19207)	A	EA	1	*	*	*	*	*	4	8	109	19



(1)	(2)	(3)				TM9-2320-211-34P									
SMR	Federal	DESCRIPTION				(4)	(5)	(6)	(7)	(8)	(9)	(10)			
Code	Stock					UNIT	Qty	30-day DS	30-day GS	maint	1-yr	Depot	Illustration		
	Number					of inc.	allowance	allowance	allowance	alw	alw	alw			
						meas in				per	per	per	(a)		
						Unit				100	100	100	Figure		
							(a)	(b)	(c)	(a)	(b)	(c)	equip		
							1-20	21-5	(51-10)	1-20	21-5	(51-10)	cnt-		
													equip		
													No.		
													No.		
1501-FRAME ASSEMBLY-CONTINUED															
P-F	5310-241-66	NUT SELF-LOCKING:STEERING GEAR MOUNTING BRACKET MS51943-42 (96906)	A	EA	10	*	*	*	*	*	*	6	10	109	20
P-F	5310-167-06	WASHER, LOCK:STEERING GEAR MOUNTING BRACKET MS35338-49 (96906)	A	EA	20	*	*	*	*	*	*	6	10	109	21
X2-F		BRACKET: 8758403 (19207)	A	EA	1	*	*	*	*	*	*			109	22
X2-F		BRACKET: 8332523 (19207)	A	EA	1	*	*	*	*	*	*			109	23
P-F	5310-067-95	NUT, SELF-LOCKING: MS51922-37 (96906)	A	EA	32	*	*	*	*	*	*	6	20	109	24
P-F	2510-740-93	HANGER, FRONT, SPRING: 7409337 (19207)	A	EA	4	*	*	*	*	*	*	4	8	109	25
X2-F		MEMBER:LEFT 8758402 (19207)	A	EA	1	*	*	*	*	*	*			109	26
P-F	2510-693-06	BRACKET, LEFT BRUSH:GUARD HINGE 8331564 (19207)	A	EA	1	*	*	*	*	*	*	4	8	109	27
P-F	2510-740-95	MEMBER, CROSS, RADIATOR: 7409516 (19207)	A	EA	1	*	*	*	*	*	*	4	8	109	28
P-O	5315-741-29	PIN ASSEMBLY WITH CHAIN AND HOOK: 109426R92 (31007)	A	EA	2	*	*	*	*	*	*	10	30	110	1
P-O	4030-740-95	SHACKLE, LIFTING:FRONT 7409522 (19207)	A	EA	2	*	*	*	*	*	*	6	20	110	2
X2-O		BOLT, MACHINE:MOUNTING PLATE 10883119 (19207)	A	EA	4	*	*	*	*	*	*			110	3
P-O	5305-269-28	SCREW, CAP, HEXAGON:BRUSH GUARD BRACE BRACKET MS90726-62 (96906)	A	EA	4	*	*	*	*	*	*	6	20	110	4
P-O	2510-740-95	BRACKET:LIFTING SHACKLE 7409514 (19207)	A	EA	2	*	*	*	*	*	*	6	20	110	5
P-O	5305-761-42	SCREW, CAP, HEXAGON:BRUSH GUARD BRACKET MS99726-111 (96906)	A	EA	6	*	*	*	*	*	*	6	10	110	6
P-O	5310-521-45	WASHER, FLAT:FRONT LIFTING SHACKLE BRACKET 5214534 (19207)	A	EA	2	*	*	*	*	*	*	6	10	110	7
P-O	2510-407-50	PLATE, FRONT BUMPER: 10883113 (19207)	A	EA	2	*	*	*	*	*	*	4	8	110	8
P-O	5310-450-00	NUT, SELF-LOCKING:FRONT BUMPER PLATE MS21044N6 (96906)	A	EA	4	*	*	*	*	*	*	6	10	110	9
P-O	4710-162-10	PIPE:BUMPER TO MOUNTING PLATE 7409524 (19207)	A	FT	V	*	*	*	*	*	*	4	8	110	10

(1)	(2)	(3)	TM9-2320-211-34P										(8)	(9)	(10)	
SMR Code	Federal Stock Number	DESCRIPTION	UNIT	Qty	30-day DS	maint	30-day GS	maint	1-yr	Depot	Illustration					
			of meas	inc. in	allowance		allowance		alw	maint		per 100	alw	(a) Figure	(b) Item	
			Unit									equip		No.	No.	
		Reference Number & Mfr. Code	Usable On Code		(a)	(b)	(c)	(a)	(b)	(c)		cnt-	equip	No.	No.	
					1-20	21-5(51-10)	1-20	21-5(51-10)	1-20	21-5(51-10)		(gcy)				
1501-FRAME ASSEMBLY-CONTINUED																
P-F	2510-737-62	BAR, BUMPER: FRONT 7376203 (19207)	A	EA	1	*	*	*	*	*	*	4	8	110	11	
P-O	5315-741-29	PIN ASSEMBLY, WITH CHAIN AND HOOK: 109426R92 (31007)	A	EA	2	*	*	*	*	*	*	10	30	111	1	
P-O	5310-225-64	NUT, SELF-LOCKING: BRACKET MS51922-53 (96906)	A	EA	3	*	*	*	*	*	*	6	10	111	2	
P-O	2510-740-95	BRACKET, LIFTING SHACKLE: 7409514 (19207)	A	EA	2	*	*	*	*	*	*	4	8	111	3	
P-O	5305-393-02	SCREW, CAP, HEXAGON: 8408442 (19207)	A	EA	3	*	*	*	*	*	*	6	10	111	4	
P-O	4030-740-95	SHACKLE: REAR 7409522 (19207)	A	EA	2	*	*	*	*	*	*	6	20	111	5	
P-O	5310-067-95	NUT, SELF-LOCKING: MS51922-37 (96906)	A	EA	2	*	*	*	*	*	*	6	10	111	6	
P-O	2540-693-06	BUMPERETTE, REAR: 8333329 (19207)	EA	2	*	*	*	*	*	*	*	3	5	111	7	
			BG, BF, CA, CB, FA, FB, IL, HA BE, IA, BD, FA, FB													
P-O	2540-752-15	BUMPERETTE, REAR: 7521596 (19207)	EA	2	*	*	*	*	*	*	*	3	5	111	7	
			BG, BF, CA, CB, FA, FB, IL, HA, BE, IA, BD, FA, FB													
P-O	5305-725-41	SCREW CAP, HEXAGON: BUMPERETTE MS90726-113 (96906)	A	EA	2	*	*	*	*	*	*	6	10	111	8	
P-O	5305-725-41	SCREW, CAP, HEXAGON: MS90726-114 (96906)	A	EA	4	*	*	*	*	*	*	6	10	111	9	
NON-ILLUSTRATED																
P-F	2510-740-95	MEMBER, CROSS: REAR 7409518 (19207)	EA	1	*	*	*	*	*	*	*	3	5			
			BE, IA, IL, BB, BG, BF, CA, CB DA, DB, FA, FB													
P-F	2510-740-95	SUPPORT, AIR BRAKE: 7409526 (19207)	EA	2	*	*	*	*	*	*	*	3	5			
			IJ, HA, DB, BG, BF, CA, CB, DA, DB													
P-F	2540-740-95	BRACE, BRAKE RESERVOIR: INNER 7409529 (19207)	EA	1	*	*	*	*	*	*	*	3	5			
			IL, DA, DB, IG,													
P-O	5315-281-77	PIN, LOCK: 7409515 (19207)	A	EA	2	*	*	*	*	*	*	6	10			
P-F	5320-010-41	RIVET, SOLID: ENGINE REAR SUPPORT BRACKET 104132 (21450)	A	EA	4	*	*	*	*	*	*	6	10			

(1)	(2)	(3)	(4)	(5)	(6)	(7)	(8)	(9)	(10)					
SMR Code	Federal Stock Number	DESCRIPTION	UNIT meas	Qty in	30-day allowance	DS maint	30-day allowance	GS maint	1-yr alw	Depot alw	Illustration (a)	Figure (b)	Item No.	
Reference Number & Mfr. Code			Usable	On	Code	(a)	(b)	(c)	(a)	(b)	(c)	equip100 cnt-	Figure equipNo.	Item No.
1501-FRAME ASSEMBLY-CONTINUED			1-20 21-5(51-10(1-20 21-5(51-10(gcy											
NON-ILLUSTRATED-CONTINUED														

P-F	5320-067-58	RIVET,SOLID:AIR BRAKE RESERVOIR SUPPORT MS20613-10P10 (96906)	OB,BG,BF,CA,EA CB,DA,DB,IJ HA	4	*	*	*	*	*	*	6	10	
P-O	2510-407-50	BRACKET:LEFT HAND TAILLIGHT AND REFLECTOR MOUN- TING 11658683-1 (19207)	CE,CF,CG	1	*	*	*	*	*	*	3	5	
P-O	5305-269-28	SCREW,CAP,HEXAGON:RIGHT HAND AND LEFT HAND BRACKET MS90726-60 (96906)	CE,CF,CG	1	*	*	*	*	*	*	6	10	
P-O	2510-407-50	BRACKET:RIGHT HAND TAILLIGHT AND REFLECTOR MOUNTING 11658683-2 (19207)	CE,CF,CG	1	*	*	*	*	*	*	3	5	
P-O	5310-061-73	NUT,SELF-LOCKING:MOUNTING BRACKET MS21045-4 (96906)	CE,CF,CG	8	*	*	*	*	*	*	6	10	
P-O	2510-407-50	PROTECTOR BOX:TALLIGHT CONNECTOR 10883106-1 (19207)	CE,CF,CG	2	*	*	*	*	*	*	3	5	
P-O	5305-068-05	SCREW,CAP,HEXAGON:PROTECTOR BOX MS90726-6 (96906)	CE,CF,CG	8	*	*	*	*	*	*	6	10	
P-O	5310-050-14	NUT,SELF-LOCKING:PROTECTOR BOX MS51922-21 (96906)	CE,CF,CG	4	*	*	*	*	*	*	6	10	
P-F	5310-062-49	NUT,SELF-LOCKING:ANCHOR FRONT FIELD CHOCK MS21045-8 (96906)	CE CF,CG	2	*	*	*	*	*	*	6	10	
P-F	5306-584-52	WASHER,LOCK: FIELD CHOCK ANCHOR MS35338-48 (96906)	CE CF,CG	2	*	*	*	*	*	*	6	10	
P-F	5305-226-77	SCREW,CAP,HEXAGON: FIELD CHOCK ANCHOR MS90726-15 (96906)	CE CF,CG	4	*	*	*	*	*	*	6	10	
X2-F		ANCHOR:FRONT FRAME FIELD CHOCK 10883116 (19207)	CE	2	*	*	*	*	*	*			
P-F	5305-725-41	SCREW,CAP,HEXAGON: REAR FIELD CHOCK MS90726-163 (96906)	CE CF,CG	8	*	*	*	*	*	*	6	10	
X2-F		ANCHOR:REAR FRAME FIELD CHOCK SIDE 10883115 (19207)	CE CF,CG	2	*	*	*	*	*	*			
P-F	5310-952-50	NUT,SELF-LOCKING: MS21045-10 (96906)	CE CF,CG	14	*	*	*	*	*	*	6	10	

(1)	(2)	(3)	TM9-2320-211-34P			(7)	(8)	(9)	(10)			
SMR Code	Federal Stock Number	DESCRIPTION	UNIT	Qty	30-day DS allowance	30-day GS allowance	maint	1-yr Depot	Illustration			
			meas in Unit					alw	maint	per 100 equip	(a) Figure No.	(b) Item No.
	Reference Number & Mfr. Code	Usable On Code		(a)	(b)	(c)	(a)	(b)	(c)	cnt-	equip	No.
				1-20	21-5(51-10)	(1-20	21-5(51-10)	(1-20	21-5(51-10)	gcy		
1501-FRAME ASSEMBLY-CONTINUED												
NON-ILLUSTRATED-CONTINUED												
X2-F		ANCHOR:REAR FRAME FIELD CHECK LOWER 10883114 (19207)	CE CF,CG	EA 2	*	*	*	*	*	*		
P-F	5305-725-41	SCREW,CAP,HEXAGON: MS90726-164 (96906)	CE CF,CG	EA 6	*	*	*	*	*	*	6	10
1503-PINTLES AND TOWING ATTACHMENTS												
P-O-R	2540-047-39	PINTLE ASSEMBLY,TOWING: 8710630 (19207)	A	EA 1	*	*	*	*	*	*	6	10 112 1
P-O	5315-187-95	PIN,COTTER:PINTLE HOOK SHAFT MS24665-689 (96906)	A	EA 1	*	*	*	*	*	*	25	100 112 2
P-O	5310-771-49	NUT,SLOTTED HEXAGON: PINTLE HOOK SHAFT 7714911 (19207)	A	EA 1	*	*	*	*	*	*	6	10 112 3
P-O	5310-776-49	WASHER,FLAT:PINTLE HOOK SHAFT 7764909 (19207)	A	EA 1	*	*	*	*	*	*	6	10 112 4
P-O	2540-921-04	HOOK,PINTLE: 8710626 (19207)	A	EA 1	*	*	*	*	*	*	6	10 112 5
P-O	5315-298-14	PIN,COTTER:HOOK LOCK BOLT MS24665-360 (96906)	A	EA 1	*	*	*	*	*	*	25	100 112 6
P-O	5310-070-19	NUT,SLOTTED HEXAGON: MS35692-77 (96906)	A	EA 1	*	*	*	*	*	*	6	10 112 7
P-O	5340-704-96	LOCK:PINTLE HOOK 7049603 (19207)	A	EA 1	*	*	*	*	*	*	6	10 112 8
P-O	2540-704-42	SPRING,HELICAL COMPRESSION: LATCH LOCK 7044253 (19207)	A	EA 1	*	*	*	*	*	*	8	20 112 9
P-O	2540-821-22	LATCH,PINTLE HOOK: 8710727 (19207)	A	EA 1	*	*	*	*	*	*	4	8 112 10
P-O	2540-693-06	PIN,PIVOT,TOWING PINTLE: LOCK LATCH 7714881 (19207)	A	EA 1	*	*	*	*	*	*	6	10 112 11
P-O	4730-050-42	FITTING,LUBRICATION: MS15003-1 (96906)	A	EA 3	*	*	*	*	*	*	6	10 112 12
P-O	5315-234-18	PIN,COTTER:LATCH CHAIN MS24665-629 (96906)	A	EA 1	*	*	*	*	*	*	6	10 112 13
P-O	5305-253-56	SCREW,DRIVE,ROUND: MS21318-47 (96906)	A	EA 1	*	*	*	*	*	*	6	10 112 14

(1)	(2)	(3)	TM9-2320-211-34P			(4)	(5)	(6)	(7)	(8)	(9)	(10)
SMR Code	Federal Stock Number	DESCRIPTION	UNIT	Qty	30-day DS allowance	30-day DS maint	30-day GS allowance	30-day GS maint	1-yr Depot alw	100 per equip	Illustration Figure	Item No.
		Reference Number & Mfr. Code	Usable On Code		(a)	(b)	(c)	(a)	(b)	(c)	cnt-	equipNo.
					1-20	21-5(51-10)	1-20	21-5(51-10)	gcy			
1503-PINTLES AND TOWING ATTACHMENTS-CONTINUED												
P-O	5306-693-06	BOLT, INTERNALLY, RELEASE: HOOK LOCK 7725844 (19207)	A	EA	1	*	*	*	*	*	6	10 112 15
P-O	4010-129-32	CHAIN, WELDLESS: HOOK LOCK BOLT 819906 (18876)	A	FT	V	*	*	*	*	*	6	10 112 16
P-O	2510-040-23	BRACKET: PINTLE HOOK 8330742 (19207)	A	EA	1	*	*	*	*	*	4	8 112 17
NON-ILLUSTRATED												
P-O	2510-040-23	BRACE, PINTLE HOOK: 8330743 (19207)		EA	2	*	*	*	*	*	4	8
			EG, BF FA, FB DA, DB HA, BE IA, MA IC, ID IB HA, JA BD									
P-O	2540-981-27	LATCH, PINTLE HOOK: 87102064-1 (19207)		EA	1	*	*	*	*	*	6	10
P-O	2540-231-74	BRACE: R.H. AND L.H. PINTLE MOUNTING BRACKET SIDE 8332477 (19207)		EA	2	*	*	*	*	*	3	5 113 1
P-O	5310-062-49	NUT, SELF-LOCKING: MS21045-8 (96960)	A	EA	10	*	*	*	*	*	6	10 113 2
P-O	5310-935-35	NUT: MS51943-46 (96906)	A	EA	8	*	*	*	*	*	6	10 113 3
P-O	5305-948-08	SCREW, CAP, HEXAGON: MS90727-191 (96906)	A	EA	4	*	*	*	*	*	6	10 113 4
P-O	2510-040-23	BRACKET: PINTLE MOUNTING 8330742 (19207)	A	EA	2	*	*	*	*	*	3	5 113 5
P-O	5305-926-18	SCREW, CAP, HEXAGON: MS90727-190 (96906)	A	EA	2	*	*	*	*	*	6	10 113 6
P-O	5305-762-60	SCREW, CAP, HEXAGON: MS90727-189 (96906)	A	EA	2	*	*	*	*	*	6	10 113 7
P-O	5305-726-25	SCREW, CAP, HEXAGON: MS90726-163 (96906)	A	EA	4	*	*	*	*	*	6	10 113 8

(1)	(2)	(3)	TM9-2320-211-34P			(7)	(8)	(9)	(10)
SMR Code	Federal Stock	DESCRIPTION	UNIT of meas	Qty in Unit	30-day DS allowance	30-day GS allowance	maint 1-yr alw	Depot equip	Illustration Figure
Code	Stock				(a)	(b)	(c)	(a)	(b)
Number					1-20	21-5(51-10)	(1-20 21-5(51-10)	gcy	

1503-PINTLES AND TOWING  
ATTACHMENTS-CONTINUED

P-O	2510-231-74	REINFORCEMENT:PINTLE MOUNTING BRACKET SIDE 8332478 (19207)	JA, EF,OB, RA, KB,XA BC,IE, HB	EA	2	*	*	*	*	*	*	3	5	113	9
P-O	5305-716-81	SCREW,CAP,HEXAGON: MS90726-116 (96906)	A	EA	8	*	*	*	*	*	*	6	10	113	10
P-O	5310-982-50	NUT,SELF-LOCKING: MS21045-10 (96906)	A	EA	4	*	*	*	*	*	*	6	10	113	11
P-O	2540-231-74	REINFORCEMENT:PINTLE MOUNTING BRACKET 8331200 (19207)	A (EXCEPT EA, EC,EB,IA, IB,DE,DF	EA	1	*	*	*	*	*	*	3	5	113	12
P-O	5305-725-41	SCREW,CAP,HEXAGON: MS90726-114 (96906)	A	EA	4	*	*	*	*	*	*	6	10	113	13

1504-SPARE WHEEL CARRIER  
AND TIRE LOCK

P-O	2510-895-90	CARRIER,SPARE TIRE: D30624 (90280)	BE,DC	EA	1	*	*	*	*	*	*	4	8	114	1
X1		SPACER:SPARE TIRE WORM GEAR D30617-15 (90280)	BE,DC		1									114	2
P-O	2510-860-72	GEAR,WORM: B30629 (90280)	BE,DC	EA	1	*	*	*	*	*	*	6	10	114	3
X1		PIN: D30617-20 (90280)	BE,DC		3									114	4
P-O	2590-860-90	SPACER:WORM GEAR D30617-14 (90280)	BE,DC	EA	1	*	*	*	*	*	*	6	10	114	5
X1		SPACER:WHEEL GEAR D30617-13 (90280)	BE,DC		1									114	6
X1		GEAR,WHEEL: B30630 (90280)	BE,DC		1									114	7
X1		SPACER:WHEEL GEAR D30617-12 (90280)	BE,DC		1									114	8
X1		PIN:SPARE TIRE DRUM D30617-19 (90280)	BE,DC		1									114	9
X1		DRUM:SPARE TIRE WIRE ROPE B30620 (90280)	BE,DC		1									114	10

(1)	(2)	(3)	(4)	(5)	(6)	(7)	(8)	(9)	(10)		
SMR Code	Federal Stock Number	DESCRIPTION	UNIT of meas	Qty in Unit	30-day allowance	DS maint	30-day allowance	GS maint	1-yr alw	Depot alw	Illustration Figure (a) (b)
		Reference Number & Mfr. Code	Usable On Code		(a)	(b)	(c)	(a)	(b)	(c)	equip100 Figure No. (a) (b)
					1-20	21-5	51-10	1-20	21-5	51-10	(gcy)
		1504-SPARE WHEEL CARRIER AND TIRE LOCK-CONTINUED									
X1		SCREW MACHINE:SPARE TIRE RACK D30617-4 (90280)	BE,DC	6							114 11
X1		WASHER,FLAT:SPARE TIRE RACK D30617-18 (90280)	BE,DC	6							114 12
X1		NUT,PLAIN:SPARE TIRE RACK D30617-5 (90280)	BE,DC	6							114 13
P-O	6730-537-93	SHAFT:SPARE TIRE WHEEL AQ30628 (25734)	BE,DC	EA 1	*	*	*	*	*	*	4 8 114 14
P-O	2590-860-90	CLAMP:WIRE ROPE D30617-17 (90280)	BE,DC	EA 1	*	*	*	*	*	*	4 8 114 15
P-O	2590-860-90	WIRE,ROPE:SPARE TIRE D30617-16 (90280)	BE,DC	EA 1	*	*	*	*	*	*	6 10 114 16
P-O	5910-946-00	BRACKET:SPARE TIRE B30619	BE,DC	EA 1	*	*	*	*	*	*	3 5 114 17
X1		NUT,PLAIN:SPARE TIRE BRACKET TO RACK A30697 (58189)	BE,DC	1							114 18
P-O	2510-104-87	RACK,SPARE TIRE: D30617 (90280)	BE,DC	EA 1	*	*	*	*	*	*	3 5 114 19
P-O	2540-971-14	SHAFT:WORM GEAR A30623 (90280)	BE,DC	EA 1	*	*	*	*	*	*	4 8 114 20
X1		NUT:WORM GEAR SHAFT A30595 (90280)	BE,DC	1							114 21
P-O	5310-982-49	BRACKET ASSEMBLY:SPARE TIRE SUPPORT 11593243 (19207)	BG,LA,MA,1D CE,CF,CG	EA 1	*	*	*	*	*	*	3 5 115 1
P-O	5310-982-49	NUT,PLAIN:BRACE TO BRACKET MS21045-6 (96906)	BG,LA,MA,IB, ID,CE,CF,CG	EA 1	*	*	*	*	*	*	6 10 115 2
P-O	5305-269-28	SCREW,CAP,HEXAGON: MS90726-60 (96906)	BG,LA,MA,1B ID,CE,CF,CG	EA 2	*	*	*	*	*	*	6 10 115 3
P-O	2510-740-95	CLAMP ASSEMBLY: 7409537 (19207)	BG,LA,MA,1D CE,CF,CG	EA 1	*	*	*	*	*	*	6 10 115 4
P-O	5310-595-96	NUT,PLAIN:CLAMP ASSEMBLY 7331003 (19207)	BG,LA,MA,1D CE,CF,CG	EA 1	*	*	*	*	*	*	6 10 115 5
P-O	2510-740-95	BRACE: 7409534 (19207)	BG,LA,MA,1D	EA 2	*	*	*	*	*	*	3 5 115 6
P-O	5305-269-28	SCREW,CAP,HEXAGON:BRACE MS90726-62 (96906)	BG,LA,MA,1D CE,CF,CG	EA 2	*	*	*	*	*	*	6 10 115 7
X2-0		BASE ASSEMBLY: 11593247 (19207)	BG,LA,MA,1D CE,CF,CG	EA 1	*	*	*	*	*	*	115 8

(1)	(2)	(3)	TM9-2320-211-34P										(8)	(9)	(10)
SMR Code	Federal Stock Number	DESCRIPTION	UNIT	Qty	30-day DS	maint	30-day GS	maint	1-yr	Depot	Illustration				
			of meas	inc in	allowance		allowance		alw	maint		per 100	alw	(a) Figure	(b) Item No.
				Unit								equip	per 100	Figure	Item No.
		Reference Number & Mfr. Code	Usable On Code		(a)	(b)	(c)	(a)	(b)	(c)		cnt-	equip	No.	No.
					1-20	21-5	(51-10)	(1-20	21-5	(51-10)	(gcy				
		1504-SPARE WHEEL CARRIER AND TIRE LOCK-CONTINUED													
P-O	5305-226-77	SCREW,CAP,HEXAGON:SIDE SUPPORT BRACKET MS90726-115 (96906)	BG,LA,MA,1D,EA CE,CF,CG	4	*	*	*	*	*	*	6	10	115	9	
P-O	5310-062-49	NUT,PLAIN,HEXAGON:SIDE SUPPORT BRACKET MS21945-8 (96906)	BG,LA,MA,1D,EA CE,CF,CG	8	*	*	*	*	*	*	6	10	115	10	
X2-0		BRACKET,SIDE SUPPORT:LEFT 11593242 (19207)	BG,GG,LA,MA,1D,EA CE,CF,CG	1	*	*	*	*	*	*			115	11	
X2-0		BRACKET,SIDE SUPPORT:RIGHT 11593237 (19207)	BG,LA,MA,1D,EA CE,CF,CG	1	*	*	*	*	*	*			115	12	
P-O	5305-725-41	SCREW,CAP,HEXAGON:BASE ASSEMBLY MS90726-13 (96906)	BG,LA,MA,1D,EA CE,CF,CG	4	*	*	*	*	*	*	6	10	115	13	
P-O	5306-740-95	BOLT:BRACE TO BRACKET 7409533 (19207)	BG,BH,1I,1F,EA CE,LA,MA,1M,	1	*	*	*	*	*	*	6	10	115	14	
		10,1T,1D,CE,CF,CG,1I,1V													
P-O	5305-761-42	SCREW,CAP,HEXAGON:BRACKET MS90726-111 (96906)	HB,IA,OB,CB,EA FB,FG,FH,RA	6	*	*	*	*	*	*	6	10	116	1	
P-O	5310-062-49	NUT,PLAIN:BRACKET MS21045-8 (96906)	HB,IA,OB,1R,EA CB,FB,FG,FH,RA	10	*	*	*	*	*	*	6	10	116	2	
P-O	5310-062-49	BOLT,SECURING:CARRIER PLATE ASSEMBLY 115,93182 (19207)	HB,IA,OB,CB,EA FB,FG,FH,RA	2	*	*	*	*	*	*	6	10	116	3	
X2-0		BRACKET: 10883245 (19207)	HB,IA,OB,FG,EA FH,CB,FB,RA	1	*	*	*	*	*	*	6	10	116	4	
P-O	5305-269-28	SCREW,CAP,HEXAGON:BRACKET TO PLATE ASSEMBLY MF90726-6 (96906)	HB,IA,OB,CB,EA FB,FG,FH,RA	2	*	*	*	*	*	*	6	10	116	5	
P-O	5310-637-95	WASHER,FLAT:BRACKET TO PLATE ASSEMBLY NS35338-46 (96906)	HB,IA,OB,CB,EA FB,FG,FH,RA	2	*	*	*	*	*	*	6	10	116	6	
X2-0		BRACKET: 10938248 (19207)	HB,IA,OB,CB,EA	1	*	*	*	*	*	*	6	10	116	7	
X2-0		PLATE ASSEMBLY: 11593187 (19207)	HB,IA,KB,MB,EA OB,CB,FB,FG,FH,RA	1	*	*	*	*	*	*	6	10	116	8	
P-O	5305-725-41	SCREW,CAP,HEXAGON:TIRE CARRIER PLATE MS90726-113	HB,IA,OB,CB,EA FB,FG,FH,RA	4	*	*	*	*	*	*	6	10	116	9	
X2-0		PLATE,TIRE CARRIER: 11593184 (19207)	HB,IA,OB,CB,EA FB,FG,FH,RA	1	*	*	*	*	*	*			116	10	



(1)	(2)	(3)		TM9-2320-211-34P	(4)	(5)	(6)	(7)	(8)	(9)	(10)		
SMR Code	Federal Stock Number	DESCRIPTION	Reference Number & Mfr. Code	Usable On Code	UNIT of meas	Qty in Unit	30-day allowance	DS maint allowance	30-day GS maint allowance	1-yr alw	Depot alw	Illustration (a)	Item (b)
							(a)	(b)	(c)	(a)	(b)	(c)	cnt-equipNo.
		1504-SPARE WHEEL CARRIER AND TIRE LOCK-CONTINUED					1-20	21-5	(51-10)	(1-20	21-5	(51-10)	(gcy
P-O	5310-732-05	NUT,PLAIN: MS51968-8 (96906)			HB,IA,OB,CCB,EA	2	*	*	*	*	*	*	6 10 116 11
X2-O		NUT,PLAIN: 10938443-2 (19207)			FB,FG,FH,RA HB,IA,OB,PA	EA	2	*	*	*	*	*	6 10 116 12
P-O	5310-809-85	WASHER,FLAT: MS27183-23 (96906)			HB,IA,OB,CB,EA	2	*	*	*	*	*	*	6 10 116 13
P-O	5310-809-85	SPRING 11593193 (19207)			FB,FG,FH,RA HB,IA,OB,CB,EA	EA	1	*	*	*	*	*	6 10 116 14
P-O	2510-740-95	BRACE:SPARE TIRE BRACKET 7409534 (19207)			AF	EA	2	*	*	*	*	*	3 5 117 1
X2-O		BRACKET:SPARE TIRE SUPPORT 8758195 (19207)			AF	EA	1	*	*	*	*	*	117 2
P-O	2510-741-34	CLAMP,SPARE TIRE: 7413458 (19207)			AF	EA	1	*	*	*	*	*	6 10 117 3
P-O	5310-595-96	NUT,PLAIN,HEXAGON:BOLT 7331003 (19207)			AF	EA	1	*	*	*	*	*	6 10 117 4
P-O	5310-061-73	CUT,SELF-LOCKING:FUEL TANK AND SPARE TIRE BRACKET MS21045-4 (96906)			AF	EA	6	*	*	*	*	*	6 10 117 5
P-O	5305-269-28	SCREW,CAP,HEXAGON:REFLECTOR BRACKET TO DECK FUEL TANK (4) REFLECTOR BRACKET TO SPARE TIRE CLAMP (4) MS90726-62 (96906)			AF	EA	8	*	*	*	*	*	6 10 117 6
X2-O		BRACKET,REFLECTOR: 8758198 (19207)			AF	EA	1	*	*	*	*	*	117 7
P-O	5305-068-05	SCREW,CAP,HEXAGON: MS90726-6 (96906)			AF	EA	6	*	*	*	*	*	6 10 117 8
X2-O		BASE ASSEMBLY:TIRE AND TOOL CARRIER 8758444 (19207)			AF	EA	1	*	*	*	*	*	117 9
X2-O		BRACKET:DECK SUPPORT AND FUEL TANK 8758442 (19207)			AF	EA	4	*	*	*	*	*	117 10
P-O	2510-740-95	BRACKET:TIRE CARRIER AND TOOL BOX RIGHT FRAME TO BASE 7409536 (19207)			AF	EA	1	*	*	*	*	*	3 5 117 11
X2-O		BRACKET,REFLECTOR:DECK FUEL TANK 8758461 (19207)			AF	EA	2	*	*	*	*	*	117 12
X2-O		DECK, FUEL TANK PROTECTOR:RIGHT 8758197 (19207)			AF	EA	1	*	*	*	*	*	117 13

(1)	(2)	(3)	TM9-2320-211-34P										(8)	(9)	(10)
SMR	Federal	DESCRIPTION	UNIT	Qty	30-day DS	maint	30-day GS	maint	1-yr	Depot	Illustration				
Code	Stock		of	inc.	allowance		allowance		alw	maint					
	Number		meas	in					per	alw					
			Unit						100	per	(a)	(b)			
					(a)	(b)	(c)	(a)	(b)	(c)	cnt-	equip	100	Figure	(b)
		Reference Number & Mfr. Code	Usable	On	Code	1-20	21-5	(51-10)	(1-20	21-5	(51-10)	gcy			Item
		1504-SPARE WHEEL CARRIER AND TIRE LOCK-CONTINUED													
P-O	5310-062-49	NUT, SELF-LOCKING: LEFT BOX BRACKET AND REFLECTOR BRACKET MS21045-8 (96906)	AF	EA	10	*	*	*	*	*	*	6	10	117	14
X2-O		WASHER, FLAT: LEFT BOX BRACKET AND REFLECTOR BRACKET AN122586 (88044)	AF	EA	10	*	*	*	*	*	*	6	10	117	15
P-O	5305-725-41	SCREW, CAP, HEXAGON HEAD LEFT TOOL BOX BRACKET MS90726-114 (96906)	AF	EA	4	*	*	*	*	*	*	6	10	117	16
P-O	5305-725-41	SCREW, CAP, HEXAGON HEAD: LEFT TOOL BOX BRACKET MS90726-113 (96906)	AF	EA	6	*	*	*	*	*	*	6	10	117	17
P-O	2510-740-95	BRACKET, TOOL BOX: LEFT 7409535 (19207)	AF	EA	1	*	*	*	*	*	*	3	5	117	18
X2-O		DECK, FUEL TANK PROTECTOR: LEFT 8758441 (19207)	AF	EA	1	*	*	*	*	*	*			117	19
P-O	5310-982-49	NUT, SELF-LOCKING: MS21045-6 (96906)	AF	EA	18	*	*	*	*	*	*	6	10	117	20
P-O	5305-269-28	SCREW, CAP, HEXAGON: BASE ASSEMBLY (8) SPARE TIRE BRACKET (8) MS90726-60 (96906)	AF	EA	16	*	*	*	*	*	*	6	10	117	21
P-O	5310-809-59	WASHER, FLAT: LEFT TOOL BOX BRACKET MS27183-18 (96906)	AF	EA	1	*	*	*	*	*	*	6	10	117	22
P-O	5306-740-95	BOLT, J: SPARE TIE CLAMP 7409533 (19207)	AF	EA	1	*	*	*	*	*	*	6	10	117	23
X2-O		SPACER: BRACKET TO BASE 8758194 (19207)	AF	EA	2	*	*	*	*	*	*			117	24
X2-O		BRACKET, HORIZONTAL REINFORCEMENT: 8758443 (19207)	AF	EA	1	*	*	*	*	*	*			117	25
P-O	5310-982-49	NUT, SELF-LOCKING: SPARE TIRE REINFORCEMENT BRACKET MS21045-6 (96906)	CC, CD, DA, DB	EA	8	*	*	*	*	*	*	6	10	118	1
P-O	5305-269-28	SCREW, CAP, HEXAGON: REINFORCEMENT BRACKET MS90726-60 (96906)	CC, CD, DA, DB	EA	8	*	*	*	*	*	*	6	10	118	2
X2-O		BRACKET, SPARE TIRE REINFORCEMENT: 8758183 (19207)	CC, CD, DA, DB	EA	2	*	*	*	*	*	*			118	3
P-O	2510-740-95	BRACE: SPARE TIRE SUPPORT BRACKET 7409534 (19207)	CC, CD, DA, DB	EA	2	*	*	*	*	*	*	3	5	118	4

(1)	(2)	(3)	TM9-2320-211-34P			(4)	(5)	(6)	(7)	(8)	(9)	(10)
SMR Code	Federal Stock	DESCRIPTION	UNIT	Qty	30-day DS	maint	30-day GS	maint	1-yr	Depot	Illustration	
Code	Number		meas	in	allowance		allowance		alw	maint		
			Unit						per	alw	(a)	(b)
					(a)	(b)	(c)	(a)	(b)	(c)	100	Figure
		Reference Number & Mfr. Code	Usable	On	Code	1-20	21-5(51-10)	1-20	21-5(51-10)	100	equip	No.
		1504-SPARE WHEEL CARRIER AND TIRE LOCK-CONTINUED										
X2-O		BRACKET ASSEMBLY:SPARE TIRE SUPPORT 8758131 (19207)	CC,CD,DA,DB	EA	1	*	*	*	*	*	118	5
P-O	2510-740-95	CLAMP ASSEMBLY:SPARE TIRE SUPPORT 7409537 (19207)	CC,CD,DA,DB	EA	1	*	*	*	*	*	6	10
P-O	5310-595-96	NUT,PLAIN,HEXAGONJ-BOLT 7331003 (19207)	CC,CD,DA,DB	EA	1	*	*	*	*	*	6	10
P-O	5306-740-95	BOLT,J:CLAMP ASSEMBLY 7409533 (19207)	CC,CD,DA,DB	EA	1	*	*	*	*	*	6	10
P-O	5305-269-28	SCREW,CAP,HEXAGON HEAD: BRACE MS90726-62 (96906)	CC,CD,DA,DB	EA	2	*	*	*	*	*	6	10
P-O	5310-595-96	BASE ASSEMBLY: 8758148 (19207)	CC,CD,DA,DB	EA	1	*	*	*	*	*	3	5
P-O	5310-062-49	NUT,SELF-LOCKING: RIGHT SIDE BRACKET SUPPORT MS21045-9 (96906)	CC,CD,DA,DB	EA	8	*	*	*	*	*	6	10
P-O	2510-740-95	BRACKET,SIDE SUPPORT: RIGHT HAND 7409536 (19207)	CC,CD,DA,DB	EA	1	*	*	*	*	*	3	5
P-O	2510-740-95	BRACKET,SIDE SUPPORT: LEFT HAND 7409535 (19207)	CC,CD,DA,DB	EA	1	*	*	*	*	*	3	5
P-O	5305-725-41	SCREW,CAP,HEXAGON HEAD: SIDE SUPPORT BRACKET MS90726-114 (96906)	CC,CD,DA,DB	EA	2	*	*	*	*	*	6	10
P-O	5305-725-41	SCREW,CAP,HEXAGON HEAD: SIDE SUPPORT BRACKET MS90726-113 (96906)	CC,CD,DA,DB	EA	6	*	*	*	*	*	6	10
P-O	5315-849-98	PIN,COTTER: MS24665-421 (96906)	BF,ZB,ZC,CA, FA,FE,ZA,1D	EA	4	*	*	*	*	*	6	10
P-O	5315-128-20	PIN:STUD MS51932-181 (96906)	ZB,ZC,BF,CA, FA,FE,ZA,1D	EA	2	*	*	*	*	*	6	10
P-O	2540-442-59	STUD: 11611619 (19207)	ZB,ZC,BF,CA, FA,FE,ZA,1D	EA	2	*	*	*	*	*	6	10
X2-O		NUT:STUD 537807 (19207)	ZB,ZC,BF,CA, FA,FE,ZA,1D	EA	4	*	*	*	*	*	119	4

(1)	(2)	(3)				TM9-2320-211-34P	(4)	(5)	(6)	(7)	(8)	(9)	(10)
SMR Code	Federal Stock Number	DESCRIPTION	Reference Number & Mfr. Code	Usable On Code	UNIT	Qty	30-day DS	30-day GS	DS maint	GS maint	1-yr alw	Depot alw	Illustration of
						meas in	allowance	allowance			per 100 equip	per 100 Figure	(a) (b) (c) (a) (b) (c) cnt- equipNo. No.
		1506-FIFTH ASSEMBLY											
P-O-R	2510-809-77	FIFTH WHEEL ASSEMBLY: 11640352 (19207)			EA	1	*	*	*	*	*	*	120 1
X1-F		BASE ASSEMBLY: 11640347 (19207)			EA	1	*	*	*	*	*	*	120 2
P-F	3120-179-73	BUSHING:ROCKER SHAFT 1163170-1 (19207)			EA	2	*	*	*	*	*	*	120 3
P-F	2510-809-77	SHAFT:ROCKER 11640343 (19207)			EA	1	*	*	*	*	*	*	120 4
P-F	5305-719-52	SCREW:WALKING BEAM MS90727-122 (96906)			EA	1	*	*	*	*	*	*	120 5
P-F	4730-172-00	FITTING,LUBRICATION:LATERAL MS15003-4 (96906)			EA	6	*	*	*	*	*	*	120 6
P-F	5310-957-50	NUT:WALKING BEAM 8742289 (19207)			EA	1	*	*	*	*	*	*	120 7
P-F	5310-584-52	WASHER,LOCK:WALKING BEAM MS35338-48 (96906)			EA	1	*	*	*	*	*	*	120 8
P-F	5305-939-92	SCREW,CAP,HEXAGON:WEDGE MS90725-190 (96906)			EA	2	*	*	*	*	*	*	120 9
		1506-FIFTH WHEEL											
X1		WASHER:WEDGE 11640399 (19207)		AG	EA	2	*	*	*	*	*	*	120 10
P-F	5310-584-78	WASHER,LOCK:WEDGE SCREW MS35338-51 (96906)		AG	EA	2	*	*	*	*	*	*	120 11
P-F	2510-426-89	WEDGE:FIFTH WHEEL BASE ADJUSTING 7089514 (19207)		AG	EA	2	*	*	*	*	*	*	120 12
X1		SUB-BASE ASSEMBLY: 11640344 (19207)		AG	EA	1							120 13
P-F	3120-179-73	BUSHING:LATERAL SHAFT 111663710-2 (19207)		AG	EA	2	*	*	*	*	*	*	120 14
P-O	5305-725-41	SCREW,CAP,HEXAGON: SUB-BASE ASSEMBLY MS90726-163 (96906)		AG	EA	10	*	*	*	*	*	*	120 15
P-O	5310-800-06	WASHER:SUB-BASE ASSEMBLY MS35335-39 (96906)		AG	EA	10	*	*	*	*	*	*	120 16
P-F	2510-809-77	SHAFT:LATERAL		AG	EA	1	*	*	*	*	*	*	120 17
P-F		SUB-BASE:FIFTH WHEEL 11640344-1 (19207)		AG	EA	1	*	*	*	*	*	*	120 18
P-F	2510-750-99	SPRING:FIFTH WHEEL BASE LEVELING 7409902 (19207)		AG	EA	2	*	*	*	*	*	*	120 19

(1)	(2)	(3)												
SMR	Federal	DESCRIPTION	UNIT	Qty	30-day DS	maint	30-day GS	maint	1-yr	Depot	Illustration			
Code	Stock		of inc.	allowance	allowance	allowance	allowance	allowance	alw	maint				
Number			meas in						per	alw				
			Unit						100	per	(a)	(b)		
									equip	100	Figure	Item		
									cnt-	equip	No.	No.		
1506-FIFTH WHEEL-CONTINUED														
P-F	2510-809-77	BEAM:FIFTH WHEEL WALKING 11640351 (19207)	AG	EA	1	*	*	*	*	*	*	*	120	20
P-O	4730-172-00	FITTING,LUBRICATION:FIFTH WHEEL MS15003-6 (96906)	AG	EA	2	*	*	*	*	*	*	*	120	1
P-F	5315-250-76	PIN,COUPLER:JAW PIVOT 7418836 (19207)	AG	EA	1	*	*	*	*	*	*	*	120	2
P-F	5305-252-86	SCREW:PLUNGER LOCK 11640338 (19207)	AG	EA	1	*	*	*	*	*	*	*	120	3
P-F	5310-350-76	LATCH,LOCKING PLUNGER: 7409881 (19207)	AG	EA	1	*	*	*	*	*	*	*	120	4
P-F	5306-706-79	SCREW:LOCKING LATCH 7067074 (19207)	AG	EA	1	*	*	*	*	*	*	*	120	5
X1		BASE:FIFTH WHEEL 11640347-1 (19207)	AG	EA	1	*	*	*	*	*	*	*	120	6
P-F	5307-832-79	STUD:OPERATING HANDLE AND LOCKING PLUNGER LATCH 7068244 (19207)	AG	EA	2	*	*	*	*	*	*	*	120	7
P-F	2510-353-06	HANDLE:OPERATING 5328463 (19207)	AG	EA	1	*	*	*	*	*	*	*	120	8
P-F	3120-179-73	BUSHING:ROCKER SHAFT (1) LATCH (1) PLUNGER (1) 11663170-1 (19207)	AG	EA	3	*	*	*	*	*	*	*	120	9
P-F	5310-841-20	NUT:OPERATING HANDLE STUD, AND LATCH LOCKING PLUNGER STUD	AG	EA	2	*	*	*	*	*	*	*	120	10
P-F	5315-298-14	PIN,COTTER:OPERATING HANDLE STUD	AG	EA	1	*	*	*	*	*	*	*	120	11
P-F	2510-141-61	SPRING,JAW PLUNGER:LOCK 7409901 (19207)	AG	EA	1	*	*	*	*	*	*	*	120	12
P-F	2510-706-82	PLUNGER,COUPLER JAW:LOCK 7068245 (19207)	AG	EA	1	*	*	*	*	*	*	*	120	13
P-F	5340-809-62	SLEEVE, PLUNGER:LOCK 1160341 (19207)	AG	EA	1	*	*	*	*	*	*	*	120	14
P-F	5310-113-84	WASHER, PLUNGER LOCK:SCREW 11640340 ((19207)	AG	EA	1	*	*	*	*	*	*	*	120	15
P-F	5310-842-77	NUT, PLUNGER LOCK:SCREW MS35692-53 (96906)	AG	EA	1	*	*	*	*	*	*	*	120	16
P-F	2510-740-99	SPRING:PLUNGER	AG	EA	1	*	*	*	*	*	*	*	120	17
P-F	2510-301-77	LATCH:LOCKING PLUNGER 7418849 (19207)	AG	EA	1	*	*	*	*	*	*	*	120	18
P-F		WIRE:LACING PLUNGER SCREW MS20995-F91-7.5	AG	FT	V	*	*	*	*	*	*	*	120	19

(1)	(2)	(3)	TM9-2320-211-34P			(4)	(5)	(6)	(7)	(8)	(9)	(10)		
SMR Code	Federal Stock Number	DESCRIPTION	UNIT	Qty	30-day DS allowance	30-day DS maint	30-day GS allowance	30-day GS maint	1-yr alw	Depot alw	Illustration	Figure	Item	
			meas in	Unit					per 100 cnt-	per 100 equip-	(a) No.	(b) No.		
	Reference Number & Mfr. Code		Usable	On Code	(a)	(b)	(c)	(a)	(b)	(c)	1-20	21-5(51-10(1-20	21-5(51-10(gcy	
1506-FIFTH WHEEL-CONTINUED														
P-F	2510-706-81	JAW:COUPLER ASSEMBLY,RIGHT 8742718 (19207)	AG	EA	1	*	*	*	*	*	*	120	20	
P-F	2510-706-81	JAW:COUPLER ASSEMBLY,LEFT 7068179 (19207)	AG	EA	1	*	*	*	*	*	*	120	20	
P-F	5315-209-72	PIN,COTTER: MS24665-625 (96906)	AG	EA	2	*	*	*	*	*	*	120	21	
P-F	2510-740-98	PLATE,WHEEL APPROACH:RIGHT 7409884 (19207)	AG	EA	1	*	*	*	*	*	2	5	121	1
P-F	2510-740-98	PLATE,WHEEL APPROACH:LEFT 7409883 (19207)	AG	EA	1	*	*	*	*	*	2	5	121	2
P-F	5305-727-56	SCREW,CAP,HEXAGON:WHEEL PLATES MS90726-162 (96906)	AG	EA	10	*	*	*	*	*	6	10	121	3
P-F	5310-982-68	NUT,SELF-LOCKING:WHEEL PLATES MS21044N10 (96906)	AG	EA	30	*	*	*	*	*	6	10	121	4
P-F	5305-725-41	SCREW,CAP,HEXAGON:WHEEL PLATES MS90726-163 (96906)	AG	EA	4	*	*	*	*	*	6	10	121	5
X2-F		CROSSMEMBER: 10943OR11 (31007)	AG	EA	1	*	*	*	*	*			121	6
NON-ILLUSTRATED														
P-F	2510-408-46	CLIP:DECK PLATE 10883335 (19207)	AG	EA	4	*	*	*	*	*	4	8		
P-F	2510-422-20	SPACER:FIFTH WHEEL APPROACH PLATES 11608882 (19207)	AG	EA	2	*	*	*	*	*	4			
P-F	2510-918-06	JAW ASSEMBLY,FIFTH:LEFT AND RIGHT 8742718 (19207)	AG	EA	1	*	*	*	*	*	4	8		
P-F	5305-264-28	SCREW,CAP,HEXAGON:DECK PLATE MS90726-64 (96906)	AG	EA	6	*	*	*	*	*	6	10		
P-F	5305-725-41	SCREW,CAP,HEXAGON:APPROACH PLATE MOUNTING MS90726-164 (96906)	AG	EA	6	*	*	*	*	*	6	10		
P-F	5310-080-60	WASHER,SELF-LOCKING:DECK PLATE MS27183-14 (96906)	AG	EA	2	*	*	*	*	*	6	10		
P-F	5310-982-49	NUT,SELF-LOCKING:DECK PLATE MS21045-6 (96906)	AG	EA	6	*	*	*	*	*	6	10		
P-F	5340-809-62	SPACER,SLEEVE:PLUNGER LOCK 11640341 (19207)	AG	EA	2	*	*	*	*	*	4	8		
P-F	5310-982-49	SPACER,DECK PLATE 11658696 (19207)	AG	EA	2	*	*	*	*	*	4	8		
X2-F		PLATE,DECK: 11658697 (19207)	AG	EA	1	*	*	*	*	*				

(1)	(2)	(3)	TM9-2320-211-34P										(8)	(9)	(10)
SMR	Federal	DESCRIPTION	UNIT	Qty	30-day DS	maint	30-day GS	maint	1-yr	Depot	Illustration				
Code	Stock		of	inc.	allowance		allowance		alw	maint		per	alw		
Number			meas	in					per	alw		100	per	(a)	(b)
			Unit						100	per	(a)	equip	100	Figure	Item
		Reference Number & Mfr. Code	Usable	On	Code	(a)	(b)	(c)	(a)	(b)	(c)	cnt-	equip	No.	No.
			1-20	21-5	(51-10)	(1-20	21-5	(51-10)	gcy						
		1507-LANDING GEAR,LEVELING JACKS: (MECHANICAL OR HYDRAULIC)													
P-O	2590-790-22	PIN,LOCK,LEVELING JACK:TUBE 7534687 (19207)	AG	EA	1	*	*	*	*	*	*	6	20	122	1
		TUBE ASSEMBLY,LEVELJACK: 7534673 (19207)	AG	EA	1									122	2
P-O	2590-115-43	TUBE ASSEMBLY,LEVELJACK: 7535616 (19207)	AG	EA	1	*	*	*	*	*	*	3	5	122	3
X2-O		SCREW,ASSEMBLY:HOUSING 7534674 (19207)	AG	EA	4	*	*	*	*	*	*			122	4
P-O	5315-816-54	PIN,STRAIGHT,HEADLESS:HOUSING 7534690 (19207)	AG	EA	1	*	*	*	*	*	*	6	20	122	5
X2-O		HOUSING: 7534394 (19207)	AG	EA	1	*	*	*	*	*	*			122	6
P-O	2590-790-22	SLEEVE,LOCK,LEVELING: 7534677 (19207)	AG	EA	1	*	*	*	*	*	*	3	5	122	7
X2-O		WASHER:LEVELING LOCK SLEEVE 7534686 (19206)	AG	EA	1	*	*	*	*	*	*			122	8
X2-O		NUT: 7534684 (19207)	AG	EA	1	*	*	*	*	*	*			122	9
P-O	2590-790-22	HANDLE ASSEMBLY,LEVER: 7534675 (19207)	AG	EA	1	*	*	*	*	*	*	2	5	122	10
P-O	2590-790-22	SPRING,HELICAL,COMPRESSION: 7045152 (19207)	AG	EA	1	*	*	*	*	*	*	6	20	122	11
P-O	2590-790-22	PAWL,RATCHET LEVELING: 7534682 (19207)	AG	EA	1	*	*	*	*	*	*	6	20	122	12
P-O	2590-790-22	GEAR,RATCHET LEVELING: 7534680 (19207)	AG	EA	1	*	*	*	*	*	*	6	10	122	13
P-O	5340-819-70	RING,RETAINING:RATCHET GEAR 7534685 (19207)	AG	EA	1	*	*	*	*	*	*	6	10	12	14
P-O	2590-870-99	PLATE,FOOT LEVELING: 7534676 (19207)	AG	EA	1	*	*	*	*	*	*	2	5	122	15
		GROUP 16-SPRINGS AND SHOCK ABSORBERS													
		1610-SPRINGS													
P-O	5305-761-42	SCREW,CAP,HEXAGON:LEFT BRACKET SIDE MS90726-111 (96906)	A	EA	4	*	*	*	*	*	*	*	*	123	1
X2-O		SCREW,CAP,HEXAGON:BRACKET RIGHT SIDE 10883158 (19207)	A	EA	4	*	*	*	*	*	*	*	*	123	1
P-O	5310-207-90	NUT,SELF-LOCKING,HEXAGON: 414908PC40 (10001)	A	EA	4	*	*	*	*	*	*	*	*	123	2

(1)	(2)	(3)													
SMR Code	Federal Stock	DESCRIPTION	Reference Number & Mfr. Code	Usable	On	Code	UNIT	Qty	30-day DS	30-day GS	1-yr	Depot	Illustration		
	Number							meas in	inc. allowance	allowance	alw	maint			
								Unit	(a)	(b)	(c)	(a)	(b)	(c)	
									1-20	21-50	51-100	1-20	21-50	51-100	
									gcy			per	equip	100	
												Figure	(a)	(b)	
												No.	Figure	Item	
												No.	No.	No.	
X2-O		1601-SPRINGS-CONTINUED BRACKET: 7992548 (19207)		A		EA	2	*	*	*	*	*	*	123	3
P-O	5340-740-93	BUMPER,RUBBER: 7409335 (19207)		A		EA	2	*	*	*	*	*	*	123	4
P-O	5306-515-54	BOLT,U:FRONT SPRING 8741540 (19207)		A		EA	4	*	*	*	*	*	*	123	5
P-O	5306-840-24	BOLT,U:FRONT SPRING 8402424 (19207)		A		EA	4	*	*	*	*	*	*	123	5
P-O	5310-062-49	NUT,PLAIN,HEXAGON:HANGER MS21045-8 (96906)		A		EA	2	*	*	*	*	*	*	123	6
P-O	2510-741-23	PIN,VEHICULAR LEAF:SPRING TO HANGER (2), UPPER SHACKLE (2), LOWER SHACKLE (2) 7412376 (19207)		A		EA	6	*	*	*	*	*	*	123	7
P-O	4730-050-42	FITTING,LUBRICATION: MS15003-1 (96906)		A		EA	6	*	*	*	*	*	*	123	8
P-O	5305-246-65	SCREW,CAP,HEXAGON:HANGER SPRING MS90726-120 (96906)		A		EA	2	*	*	*	*	*	*	123	9
P-O	2510-740-93	SHACKLE ASSEMBLY: 7409344 (19207)		A		EA	2	*	*	*	*	*	*	123	10
P-O	3120-770-29	BEARING,SLEEVE:SPRING EYE AND SHACKLE (4) 7702941 (19207)		A		EA	8	*	*	*	*	*	*	123	11
X2-O		SHACKLE:SPRING 1081273 (19207)		A		EA	2	*	*	*	*	*	*	123	12
P-O	2510-741-11	SPRING,ASSEMBLY,LEAF: 7411110 (19207)		BE,IA		EA	2	*	*	*	*	*	*	123	13
P-O	2510-385-79	SPRING ASSEMBLY,LEAF: 8402437 (19207)		LA,MA		EA	2	*	*	*	*	*	*	123	13
P-O	2510-740-93	SPRING ASSEMBLY,LEAF: 7409345 (19207)		A(EXCEPT BE)		EA	2	*	*	*	*	*	*	123	13
X2-O		SEAT:LOWER 7409342 (19207)		A		EA	2	*	*	*	*	*	*	123	14
P-O	2510-740-93	PLATE,CLAMP:LEFT SPRING 7409340 (19207)		A		EA	1	*	*	*	*	*	*	123	15
P-O	2510-740-93	PLATE,CLAMP:RIGHT SPRING 7409341 (19207)		A		EA	1	*	*	*	*	*	*	123	15
P-O	5310-275-82	NUT,PLAIN,HEXAGON:CLAMP PLATE A298551 (19207)		A		EA	8	*	*	*	*	*	*	123	16
P-O	5310-013-11	WASHER,LOCK:CLAMP PLATE MS35339-33 (96906)		A		EA	8	*	*	*	*	*	*	123	17



(1)	(2)	(3)	TM9-2320-211-34P			(4)	(5)	(6)	(7)	(8)	(9)	(10)	
SMR	Federal	DESCRIPTION	UNIT	Qty	30-day DS	maint	30-day GS	maint	1-yr	Depot	Illustration		
Code	Stock		of	inc.	allowance	allowance	allowance	alw	maint				
	Number		meas	in				per	alw				
			Unit					100	per	(a)	(b)		
					(a)	(b)	(c)	cnt-	equip	No.	No.	Item	
		Reference Number & Mfr. Co Usable On Code			1-20	21-5(51-10(1-20	21-5(51-10(1-20	21-5(51-10(1-20	gcy				
1601-SPRINGS-CONTINUED													
X2-O		BOLT:SPRING LEAF ASSEMBLY A 10883157 (19207)	EA	2	*	*	*	*	*	*	*	123	18
P-O	2510-177-78	CLIP:SPRING LEAF INNER 10883160 (19207)	EA	2	*	*	*	*	*	*	*	123	19
P-O	5305-069-55	SCREW,CAP,HEXAGON: MS90725-99 (96906)	A	EA	12	*	*	*	*	*	*	123	20
P-O	2510-700-18	SPACER:SPRING LEAF 7001851 (19207)	A	EA	12	*	*	*	*	*	*	123	21
X2-O		CLIP: SPRING LEAF CENTER 10883161 (19207)	A	EA	2	*	*	*	*	*	*	123	22
X1		RIVET:SPRING LEAF CLIP 104127 (21450)		12								123	23
P-O	2510-177-79	CLIP:SPRING LEAF CENTER 10883159 (19207)	A	EA	2	*	*	*	*	*	*	123	24
P-O	5310-891-17	NUT,SELF-LOCKING: MS5691-25 (96906)	A	EA	12	*	*	*	*	*	*	123	25
P-O	3120-770-29	BUSHING:SPRING MOUNTING 7702941 (19207)	A	EA	4	*	*	*	*	*	*	123	26
P-O	2510-740-93	SPRING,LEAF:NO.2 7409339 (19207)	A(EXCEPT LA,BE IA,MA BE,IA	EA	2	*	*	*	*	*	*	123	27
P-O	2510-741-11	SPRING,LEAF:NO.2 7411112 (19207)	EA	2	*	*	*	*	*	*	*	123	27
P-O	2510-740-93	SPRING,LEAF:NO.1 7409338 (19207)	A(EXCEPT IA,BE LA,MA BE,IA LA,MA	EA	2	*	*	*	*	*	*	123	28
P-O	2510-741-11	SPRING,LEAF:NO.1 7411111 (19207)	EA	2	*	*	*	*	*	*	*	123	28
P-O	5310-732-05	NUT: MS51968-14 (96906)	A	EA	2	*	*	*	*	*	*	123	29
P-O	2510-740-93	HANGER:FRONT SPRING 7409337 (19207)	A	EA	4	*	*	*	*	*	*	123	30
P-O	2540-740-93	SEAT: 7409343 (19207)	A	EA	2	*	*	*	*	*	*	123	31
P-O	5305-716-81	SCREW,CAP,HEXAGON: MS90726-117 (96906)	A	EA	2	*	*	*	*	*	*	123	32
P-O	5306-740-93	BOLT,U:SPRING SADDLE 7409347 (19207)	A(EXCEPT HA,JA EA BD,BE,IA,LA,HA	EA	4	*	*	*	*	*	*	124	1

(1)	(2)	(3)				TM9-2320-211-34P								
SMR Code	Federal Stock	DESCRIPTION	UNIT	Qty	30-day DS	maint	30-day GS	maint	1-yr	Depot	Illustration			
Code	Number		of inc. meas	in Unit	allowance		allowance		alw	maint		per 100 equip	alw (a) Figure	(b) Item No.
		Reference Number & Mfr. Code	Usable On Code		(a) 1-20	(b) 5(51-10)	(c) 1-20	(a) 21-5(51-10)	(b) 1-20	(c) 5(51-10)	gcy			
1601-SPRINGS-CONTINUED														
P-O	5306-550-15	BOLT,U:SPRING SADDLE 6244891 (19207)	HA,JA BD	EA 4	*	*	*	*	*	*	*	*	124	1
P-O	5306-741-11	BOLT,U:SPRING SADDLE 10883203 (19207)	BE,IA, LA,MA	EA 4	*	*	*	*	*	*	*	*	124	1
X1		BOLT,U:SPRING BEAM 8327211 (19207)	HA,JA BD	4									124	1
P-O	2540-040-23	BEAM,SPRING: 80330265 (19207)	HA,JA BD	EA 2	*	*	*	*	*	*	*	*	124	2
P-O	2510-277-97	SPRING ASSEMBLY,LEAF: 8327139 (19207)	HA,JA BD	EA 2	*	*	*	*	*	*	*	*	124	3
P-O	2510-740-93	BUMPER,RUBBER: 7409335 (19207)	HA,JA	EA 4	*	*	*	*	*	*	*	*	124	4
P-O	5310-984-38	NUT: MS51922-9 (96906)	HA,JA BD	EA 8	*	*	*	*	*	*	*	*	124	5
P-O	2510-040-22	BRACKET,ASSEMBLY,GUIDE: 8327212 (19207)	HA	EA 4	*	*	*	*	*	*	*	*	124	6
P-O	2510-040-22	PLATE,SPRING GUIDE 8327213 (19207)	JA,BD	EA 4	*	*	*	*	*	*	*	*	124	6
P-O	2510-734-69	PLATE,SPRING GUIDE: 7346999 (19207)	A(EXCEPT HA JA,BD	EZ 4	*	*	*	*	*	*	*	*	124	6
P-O	2510-734-69	PLATE,BEARING:GUIDE 7346952 (19207)	A	EA 4	*	*	*	*	*	*	*	*	124	7
P-O	5310-700-71	NUT,PLAIN,HEXAGON: 7007127 (19207)	A	EA 8	*	*	*	*	*	*	*	*	124	8
P-O	5310-013-11	WASHER,LOCK: MS35339-34 (96906)		EA 8	*	*	*	*	*	*	*	*	124	9
P-O	2510-740-96	SPRING,ASSEMBLY,LEAF: 7409613 (19207)	A(EXCEPTBE BE,BD,HA IA,IA,LA,MA	EA 2	*	*	*	*	*	*	*	*	124	10
P-O	2510-741-11	SPRING ASSEMBLY,LEAF: 7411114 (19207)	IA,LA MA,BE	EA 2	*	*	*	*	*	*	*	*	124	10
P-O	2510-179-36	SADDLE,SPRING: 10883205 (19207)	A(EXCEPT HA JA,BD	EA 2	*	*	*	*	*	*	*	*	124	11
P-O	2510-316-10	PIN ASSEMBLY:SPRING SADDLE 8330268 (19207)	A	EA 2	*	*	*	*	*	*	*	*	124	12
P-O	5310-734-69	NUT,PLAIN,HEXAGON: 7346957 (19207)	A	EA 8	*	*	*	*	*	*	*	*	124	13
P-O		WASHER,LOCK: 131143 (21450)	A	EA 8	*	*	*	*	*	*	*	*	124	14

(1)	(2)	(3)				TM9-2320-211-34P								
SMR	Federal	DESCRIPTION	UNIT	Qty	30-day DS	maint	30-day GS	maint	1-yr	Depot	Illustration			
Code	Stock		of	inc.	allowance		allowance		alw	maint				
	Number		meas	in					per	alw				
			Unit						100	per	(a)	(b)		
					(a)	(b)	(c)	(a)	(b)	(c)	cnt-	equipNo.	Figure	Item
		Reference Number & Mfr. Usable On Code			1-20	21-5(51-10)	1-20	21-5(51-10)	gcy					
1601-SPRINGS-CONTINUED														
P-O	5306-272-37	BOLT, MACHINE: 7346956 (19207)	A	EA	8	*	*	*	*	*	*	*	124	15
P-O	5310-732-05	NUT: MS51968-14 (96906)	A(EXCEPT HA JA, BD	EA	1	*	*	*	*	*	*	*	125	1
P-O	2510-740-96	SPRING, LEAF: NO.1 7409601 (19207)	A(EXCEPT LA, MA, HA, JA, BD	EA	2	*	*	*	*	*	*	*	125	2
P-O	2510-741-11	SPRING, LEAF: NO. A 7411115 (19207)	LA, MA	EA	2	*	*	*	*	*	*	*	125	2
P-O	2510-740-96	SPRING, LEAF: NO. 2 7409602 (19207)	A(EXCEPT BE IA, LA MA, BD JA, HA	EA	2	*	*	*	*	*	*	*	125	3
P-O	2510-741-11	SPRING, LEAF: NO. 2 7411116 (19207)	BE, IA LA, MA	EA	2	*	*	*	*	*	*	*	125	3
P-O		BOLT: 10883200 (19207)	A(EXCEPT LA IA, JA, HA, MA BD, BE	EA	2	*	*	*	*	*	*	*	125	4
P-O		BOLT: 10883199 (19207)	LA, MA IA, BE	EA	2	*	*	*	*	*	*	*	125	4
X1		CLIP: SPRING LEAF 10883172 (19207)	A(EXCEPT LA, MA, IA, BE, BD JA, HA		2								125	5
X1		CLIP: SPRING LEAF 10883163 (19207)	LA, MA, IA, BE BD, JA, HA		2								125	5
X1		CLIP: SPRING LEAF 10883162- (19207)	A(EXCEPT LA, MA IA, BE, BD, HA, JA		2								125	6
X1		CLIP: SPRING LEAF 0883171 (19207)	LA, MA, IA BE, BD, HA, JA		2								125	6
X1		RIVET: 189507 (21450)	A		4								125	7
	2510-740-96	SPACER: 7409612 (19207)	A	EA	4	*	*	*	*	*	*	*	125	8
P-O		BOLT: 7017002 (19207)	JA, HA BD	EA	2	*	*	*	*	*	*	*	125	9
P-O	2510-318-09	SPRING, LEAF: NO. 2 8327210 (19207)	HA, JA	EA	2	*	*	*	*	*	*	*	125	10
P-O	2510-318-09	SPRING, LEAF: NO. 1 83270209 (19207)	HA, JA BD	EA	2	*	*	*	*	*	*	*	125	11

(1)	(2)	(3)													
SMR	Federal	DESCRIPTION	UNIT	Qty	30-day DS	maint	30-day GS	maint	1-yr	Depot	Illustration				
Code	Stock		of inc.	allowance		allowance			alw	maint					
	Number		meas in						per	alw					
			Unit						100	per	(a)	(b)			
					(a)	(b)	(c)	(a)	(b)	(c)	cnt-	equip	100	Figure	Item
		Reference Number & Mfr. Code	Usable On Code		1-20	21-5(51-10)	1-20	21-5(51-10)	(gcy)						
1601-SPRINGS-CONTINUED															
P-O	5310-012-03	NUT, SELF-LOCKING: 120371 (21450)	HA, JA BD	EA	2	*	*	*	*	*	*	*	125	12	
P-O	5310-957-71	NUT, SELF-LOCKING: MS35691-705 (96906)	A	EA	4	*	*	*	*	*	*	*	125	13	
P-O	5305-717-39	SCREW, CAP, HEXAGON: MS90725-103 (96906)	A	EA	4	*	*	*	*	*	*	*	125	14	
P-O	5310-740-96	WASHER, FLAT: 7409615 (19207)	A	EA	2	*	*	*	*	*	*	*	126	1	
P-O	5330-740-93	WASHER, NONMETALLIC: 7409312 (19207)	A	EA	3	*	*	*	*	*	*	*	126	2	
P-O	2510-740-96	RETAINER, PACKING: SEAT BEARING FELT 7409606 (19207)	A	EA	2	*	*	*	*	*	*	*	126	3	
P-O	2530-740-95	RING, WIPER: HUB BEARING OIL SEAA 7979766 (19207)		EA	2	*	*	*	*	*	*	6	10	126	4
P-O	2520-740-95	SEAL, PLAIN, ENCASED: SEAT BEARING 7409550 (19207)	A	EA	2	*	*	*	*	*	*	10	200	126	5
P-O	3110-198-14	CONE AND ROLLERS, TAPERED: 712286 (21450)	A	EA	2	*	*	*	*	*	*	8	10	126	6
P-O	5306-740-96	BOLT, MACHINE: SPRING SEAT 7409608 (19207)	A	EA	4	*	*	*	*	*	*	6	10	126	7
X2-O		WASHER, LOCK: SPRING SEAT 131050 (21450)	A	EA	4	*	*	*	*	*	*			126	8
P-O	2510-741-87	SEAT ASSEMBLY, BEARING CUP: 7418773 (19207)	A	EA	2	*	*	*	*	*	*	8	10	126	9
P-O	3110-142-43	CUP, TAPERED ROLLER BEARING: 706691 (12742)	A	EA	2	*	*	*	*	*	*	6	10	126	10
P-O	3110-100-06	CONE AND ROLLERS, TAPERED: 705155 (12742)	A	EA	2	*	*	*	*	*	*	6	10	126	11
P-O	5310-353-22	NUT, PLAIN, OCTAGON: 7409603 (19207)	A	EA	2	*	*	*	*	*	*	6	10	126	12
PO	5310-700-70	WASHER, KEY: SEAT NUT 7007089 (19207)	A	EA	2	*	*	*	*	*	*	6	10	126	13
P-O	5310-353-24	NUT, PLAIN, OCTAGON: 7346885 (19207)	A	EA	2	*	*	*	*	*	*	6	10	126	14
P-O	2510-740-96	GASKET: SEAT BEARING CAP 7409600 (19207)	A	EA	2	*	*	*	*	*	*	10	200	126	15
P-O	2510-740-93	COVER, ACCESS: 7409391 (19207)	A	EA	2	*	*	*	*	*	*	3	5	126	16

(1)	(2)	(3)													
SMR Code	Federal Stock	DESCRIPTION	UNIT of meas	Qty in Unit	30-day DS allowance	30-day GS allowance	1-yr DS maint	1-yr GS maint	1-yr Depot alw	100 per equip	Illustration Figure	100 per Figure	100 per Item		
Code	Number	Reference Number & Mfr. Code	Usable	On Code	(a)	(b)	(c)	(a)	(b)	(c)	cnt-	equip	No.	No.	
					1-20	21-5(51-10)	(1-20	21-5(51-10)	(1-20	21-5(51-10)	gcy				
1601-SPRINGS-CONTINUED															
X2-O		WASHER:ACCESS COVER TO SEAT 120214 (21450)	A	EA	12	*	*	*	*	*	*		126	17	
X2-O		SCREW,MACHINE:ACCESS COVER TO SEAT 18007 (21450)	A	EA	12	*	*	*	*	*	*		126	18	
1604-SHOCK ABSORBER EQUIPMENT															
P-O	2540-740-96	SHOCK ABSORBER,DIRECT ACTION:FRONT 7409617 (19207)	A	EA	2	*	*	*	*	*	*	15	30	127	1
P-O	5310-982-50	NUT,SELF-LOCKING HEXAGON: MS21045-12 (96906)	A	EA	4	*	*	*	*	*	*	6	10	127	2
P-O	5310-809-85	WASHER,FLAT: MS27183-24 (96906)	A	EA	4	*	*	*	*	*	*	6	10	127	3
P-O	5340-740-96	BUSHING,RUBBER: 7409618 (19207)	A	EA	8	*	*	*	*	*	*	8	20	127	4
P-O	5315-740-96	PIN,SHOULDER HEADLESS: 98308R1 (31007)	A	EA	4	*	*	*	*	*	*	8	10	127	5
1605-TORQUE,RADIUS,AND STABILIZER RODS															
P-F	5305-144-14	SCREW,MACHINE: 101892R1 (31007)	A	EA	16	*	*	*	*	*	*	6	10	128	1
P-O	2530-798-12	BRACKET,SUPPORT:REAR AXLE TO FRAME 7979170 (19207)	A	EA	2	*	*	*	*	*	*	3	5	128	2
P-F	5310-584-78	WASHER,LOCK: MS35338-51 (96906)	A	EA	2	*	*	*	*	*	*	6	10	128	3
X2-F		NUT,PLAIN: 1122039 (21450)	A	EA	2	*	*	*	*	*	*			128	4
P-F	2530-933-49	ROD ASSEMBLY,TORQUE:SHORT 8728126 (19207)	A	EA	2	*	*	*	*	*	*	15	30	128	5
P-F	2530-235-47	ROD ASSEMBLY,TORQUE:LONG(M139 MODELS) 8728128 (19207)	BE	EA	2	*	*	*	*	*	*	15	30	128	5
P-F	5315-187-95	PIN,COTTER: 137273 (31007)	A	EA	12	*	*	*	*	*	*	8	10	128	7
P-F	2510-740-96	TUBE,CONNECTING: 7979355 (19207)	A	EA	2	*	*	*	*	*	*	8	20	128	8
X1		TUBE: 7979313 (19207)	A		2									128	9
X1		BRACKET: 7979286 (19207)	A		2									128	10

(1)	(2)	(3)	TM9-2320-211-34P									(8)	(9)	(10)
SMR Code	Federal Stock Number	DESCRIPTION	UNIT	Qty	30-day allowance	DS	maint	30-day allowance	GS	maint	1-yr alw	Depot alw	Illustration	
				meas	in						per 100	per 100	(a) Figure	(b) Item
		Reference Number & Mfr. Code	Usable			(a)	(b)	(c)	(a)	(b)	(c)	cnt-	equip	No.
			On			1-20	21-50	51-100	1-20	21-50	51-100	(gcy		No.
		1605-TORQUE,RADIUS,AND STABILIZER RODS-CONTINUED												
X1		BOLT,MACHINE:BRACKET 7346958 (19207)	A		2								128	11
P-F	5310-143-64	NUT,SELF-LOCKING,HEXAGON: 10871252 (19207)	A	EA	16	*	*	*	*	*	*	6	10	128 12
		NON-ILLUSTRATED												
P-O	5315-752-16	PIN,SHOULDER HEADLESS:FRONT AXLE HOUSING SPRING SEAT 7521651 (19207)	A	EA	2	*	*	*	*	*	*	6	10	
		GROUP 18-BODY,CAB,HOOD AND HULL												
		1801-BODY,CAB,HOOD AND HULL ASSEMBLIES												
P-F	2510-832-70	HOOD ASSEMBLY: 8327015 (19207)	A	EA	1	*	*	*	*	*	*	8	10	129 1
X1		HOOD: 10864804 (19207)	A		1								129	2
P-F	5305-068-05	SCREW,CAP,HEXAGON HEAD:HOOD BRACKET MS90726-3 (96906)	A	EA	6	*	*	*	*	*	*	6	10	129 3
P-F	2540-753-92	FASTENER,CYLINDER,SPRING:HOOD TOP PANEL TO WINDSHIELD 7539214 (19207)	A	EA	2	*	*	*	*	*	*	6	10	129 4
P-F	5305-068-05	SCREW,CAP,HEXAGON HEAD:SPRING CYLINDER FASTENER MS90726-5 (96906)	A	EA	4	*	*	*	*	*	*	6	10	129 5
P-F	5305-068-05	SCREW,CAP,HEXAGON HEAD:HOOD BRACKET MS90726-3 (96906)	A	EA	4	*	*	*	*	*	*	6	10	129 6
P-F	5305-068-05	SCREW,CAP,HEXAGON HEAD:STRAP HINGE MS90726-7 (96906)	A	EA	16	*	*	*	*	*	*	6	10	129 8
P-F	5340-753-91	HINGE STRAP: 99777R91 (31007)	A	EA	2	*	*	*	*	*	*	6	10	129 9
P-F	2510-753-92	BRACKET:HOOD TOP PANEL TO WINDSHIELD CATCH 7539213 (19207)	A	EA	2	*	*	*	*	*	*	6	10	129 7
X-1		BRACKET:HINGE STRAP TO HOOD 10864801 (19207)	A		2								129	10
P-F	3510-877-57	NUT,SELF-LOCKING HEXAGON: MS21044N4 (96906)	A	EA	22	*	*	*	*	*	*	6	10	129 11
X1		BRACKET: 7397931 (19207)	A		2								129	12

(1)	(2)	(3)	TM9-2320-211-34P										(8)	(9)	(10)
SMR Code	Federal Stock Number	DESCRIPTION	UNIT of meas	Qty in Unit	30-day DS allowance	DS maint	30-day GS allowance	GS maint	1-yr alw	Depot alw	Illustration	Figure	Item		
		Reference Number & Mfr. Code	Usable On Code		(a)	(b)	(c)	(a)	(b)	(c)	100 cnt-	per equip	(a) No.	(b) No.	
					1-20	21-50	51-100	1-20	21-50	51-100	(gcy)				
		1801-BODY,CAB,HOOD AND HULL ASSEMBLIES-CONTINUED													
P-F	5310-880-77	NUT,PLAIN,HEXAGON:CATCH TO HOOD MS51968-5 (96906)	A	EA 4	*	*	*	*	*	*	6	10	129	13	
P-F	5340-321-63	BUMPER,RUBBER:HOOD TOP PANEL 50513-1017Y2	A	EA 2	*	*	*	*	*	*	8	10	129	14	
P-F	5310-809-59	WASHER,FLAT:CATCH TO HOOD MS27183-18 (96906)	A	EA 6	*	*	*	*	*	*	6	10	129	15	
P-F		NUT,PLAIN,HEXAGON: CATCH TO HOOD MS51967-525	A	EA 4	*	*	*	*	*	*	6	10	129	16	
P-F	2540-177-83	CATCH HOOD LATCH: 10864803 (19207)	A	EA 2	*	*	*	*	*	*	6	10	129	17	
P-F	2510-737-27	CATCH,SAFETY HOOD: 7372770 (19207)	A	EA 1	*	*	*	*	*	*	6	10	129	18	
P-F	5310-959-76	NUT,SELF-LOCKING MS51922-5 (96906)	A	EA 2	*	*	*	*	*	*	6	10	129	19	
P-F	5310-950-00	NUT,SELF-LOCKING,HEXAGON HEAD:GRILL MS21044N6 (96906)	A	EA 2	*	*	*	*	*	*	6	10	129	20	
P-F	2540-753-96	BRACE:BRUSH GUARD 7539669 (19207)	A	EA 2	*	*	*	*	*	*	6	10	129	21	
P-F	5305-725-41	SCREW,CAP,HEXAGON HEAD:BRUSH GUARD BRACE MS90726-113 (96906)	A	EA 4	*	*	*	*	*	*	6	10	129	22	
P-F	2510-832-70	GUARD ASSEMBLY,BRUSH: 8327016 (19207)	A	EA 1	*	*	*	*	*	*	6	10	129	23	
P-F	5310-877-57	NUT,SELF-LOCKING,HEXAGON HEAD: BRUSH GUARD MS21044N8 (96906)	A	EA 2	*	*	*	*	*	*	6	10	129	24	
P-F	5305-269-28	SCREW,CAP,HEXAGON HEAD:GUARD MS90726-60 (96906)	A	EA 2	*	*	*	*	*	*	6	10	129	25	
P-F	2510-040-22	GUARD: 98785R1 (31007)	A	EA 2	*	*	*	*	*	*	6	10	129	26	
P-F	2590-040-20	FASTENER,CYLINDER SPRING:TOP PANEL 7740774 (19207)	A	EA 2	*	*	*	*	*	*	8	10	129	27	
P-F	5305-068-05	SCREW,CAP,HEXAGON HEAD:SPRING FASTENER MS90726-5 (96906)	A	EA 4	*	*	*	*	*	*	8	10	129	28	
P-F	2510-737-32	DOOR:RIGHT 7373294 (96906)	A	EA 1	*	*	*	*	*	*	4	10	130	1	
P-F	2510-737-32	DOOR:LEFT 7373293 (19207)	A	EA 1	*	*	*	*	*	*	4	10	130	1	
X1		SCREW,MACHINE:ACCESS COVER 164354 (21450)	A		10								130	2	

(1)	(2)	(3)	TM9-2320-211-34P										(8)	(9)	(10)
SMR Code	Federal Stock Number	DESCRIPTION	UNIT	Qty	30-day DS allowance	30-day GS allowance	1-yr alw	Depot alw	Illustration	per 100 equip	maint	Figure	Item		
Code	Stock Number	Reference Number & Mfr. Code	Usable On Code	(a)	(b)	(c)	(a)	(b)	(c)	cnt-	equipNo.	(a)	(b)		
				1-20	21-5	51-10	1-20	21-5	51-10	(gcy)			No.		
		1801-BODY,CAB,HOOD AND HULL ASSEMBLIES-CONTINUED													
P-F	2510-693-06	COVER, ACCESS: 7373299 (19207)	A	EA	2	*	*	*	*	*	*	3	5	130	3
P-F	5305-696-52	SCREW, ASSEMBLED WASHER: 455177 (21450)	A	EA	2	*	*	*	*	*	*	6	10	130	4
P-F	2540-741-07	HANDLE, WINDOW REGULATOR: 78080-12352	A	EA	2	*	*	*	*	*	*	4	10	130	5
P-F	2540-621-25	SPACER, HANDLE: 7397852 (19207)	A	EA	2	*	*	*	*	*	*	4	10	130	6
P-F	2540-562-04	FASTENER: DOOR GLASS REGULATOR 7529309 (19207)	A	EA	4	*	*	*	*	*	*	4	10	130	7
P-F	5305-969-69	SCREW, TAPPING, THREAD: WEATHER SEAL CLIP MS24617-10 (96906)	A	EA	10	*	*	*	*	*	*	6	10	130	8
P-F	2540-737-32	CLIP, WEATHER SEAL: 7373283 (19207)	A	EA	10	*	*	*	*	*	*	6	10	130	9
P-F	5340-737-32	HINGE, BUTT: LEFT CAB DOOR 7373284 (19207)	A	EA	2	*	*	*	*	*	*	4	10	130	10
P-F	5340-737-32	HINGE, BUTT: RIGHT CAB DOOR 7373285 (19207)	A	EA	2	*	*	*	*	*	*	4	10	130	10
X1		LEAF: 7529302 (19207)	A		2									130	11
X		SCREW: 8743911 (19207)	A		2									130	12
P-F	5315-338-16	PIN: DOOR HINGE 7539131 (19207)	A	EA	4	*	*	*	*	*	*	6	10	130	13
X1		LEAF: 7529301 (19207)	A		2									130	14
P-F	2510-737-32	CHECK ASSEMBLY DOOR: 7373288 (19207)	A	EA	2	*	*	*	*	*	*	4	10	130	15
P-F	2510-057-16	ROD, DOOR CHECK: 8757842 (19207)	A	EA	2	*	*	*	*	*	*	4	10	130	16
P-F	2510-057-16	PAD, DOOR CHECK: 8757843 (19207)	A	EA	2	*	*	*	*	*	*	4	10	130	17
P-F	5315-187-95	PIN, COTTER: DOOR CHECK ROD MS24665-431 (96906)	A	EA	2	*	*	*	*	*	*	6	10	130	18
P-F	9390-737-32	WEATHERSTRIP, NON-METALLIC, SPECIAL: 7373291 (19207)	A	EA	2	*	*	*	*	*	*	4	10	130	19
P-F	2510-737-32	WEATHERSTRIP: DOOR GLASS 7373287 (19207)	A	EA	2	*	*	*	*	*	*	10	130	20	



(1)	(2)	(3)	TM9-2320-211-34P										(8)	(9)	(10)
SMR	Federal	DESCRIPTION	UNIT	Qty	30-day DS	maint	30-day GS	maint	1-yr	Depot	Illustration				
Code	Stock		of	inc.	allowance		allowance		alw	maint					
	Number		meas	in					per	alw					
			Unit						100	per	(a)	(b)			
									equip	100	Figure	Item			
									cnt-	equip	No.	No.			
		Reference Number & Mfr. Code	Usable	On	Code	(a)	(b)	(c)	(a)	(b)	(c)	1-20	21-5(51-10(1-20	21-5(51-10(gcy	
		1801-BODY,CAB,HOOD AND HULL ASSEMBLIES-CONTINUED													
P-F	2510-650-10	FRAME,DOOR:RIGHT 7529305 (19207)	A	EA	2	*	*	*	*	*	*	3	5	130	21
P-F	2510-674-44	FRAME,DOOR:LEFT 7529304 (19207)	A	EA	2	*	*	*	*	*	*	3	5	130	21
P-F	2510-737-32	CHANNEL:RIGHT GLASS REGULATOR 7373297 (19207)	A	EA	1	*	*	*	*	*	*	4	10	130	22
P-F	2510-737-32	CHANNEL:CAB DOOR GLASS REGULATOR 7373296 (19207)	A	EA	1	*	*	*	*	*	*	4	10	130	22
X1		FILLER: 10906350 (19207)	A		2									130	23
P-F	2510-737-32	FRAME:DOOR GLASS 7373295 (19207)	A	EA	2	*	*	*	*	*	*	3	5	130	24
P-F	9320-737-33	CHANNEL,RUBBER:CABDOOR GLASS FRAME 7373300 (19207)	A	EA	2	*	*	*	*	*	*	4	10	130	25
P-F	5305-737-32	SCREW,TAPPING,THREAD:GLASS UPPER AND SIDE FRAME TO LOWER CHANNEL 7373275 (19207)	A	EA	8	*	*	*	*	*	*	6	10	130	26
P-F	9340-285-67	GLASS,SAFETY: 8635932 (19207)	A	EA	2	*	*	*	*	*	*	8	20	130	27
P-F	9320-737-33	CHANNEL,RUBBER:CAB DOOR GLASS REGULATOR 7373301 (19207)	A	EA	2	*	*	*	*	*	*	4	10	130	28
P-F	5305-015-70	SCREW,MACHINE: 157070 (70408)	A	EA	4	*	*	*	*	*	*	6	10	130	29
P-F	5310-582-87	WASHER,LOCK: MS35336-20 (96906)	A	EA	4	*	*	*	*	*	*	6	10	130	30
P-F	2540-741-07	HANDLE,DOOR:OUTSIDE 14892 (75198)	A	EA	2	*	*	*	*	*	*	4	10	130	31
P-F	2540-533-34	SHIM:DOOR,DOVETAIL 7529300 (19207)	A	EA	1	*	*	*	*	*	*	6	10	130	32
P-F	2540-754-04	WEDGE DOOR DOVETAIL: 7540419 (19207)	A	EA	2	*	*	*	*	*	*	4	10	130	33
P-F	5305-696-52	SCREW,ASSEMBLED WASHER: 187995 (24617)	A	EA	2	*	*	*	*	*	*	6	10	130	34
P-F	5305-531-03	SCREW,ASSEMBLED WASHER: DOOR LOCK 594270 (21450)	A	EA	20	*	*	*	*	*	*	6	20	130	35
P-F	2540-737-32	LOCK,DOOR,CAB:RIGHT 7373277 (19207)	A	EA	1	*	*	*	*	*	*	6	10	130	36

(1)	(2)	(3)	TM9-2320-211-34P									(8)	(9)	(10)	
SMR Code	Federal Stock Number	DESCRIPTION	UNIT	Qty	30-day DS	maint	30-day GS	maint	1-yr	Depot	Illustration				
			meas	in	allowance		allowance		alw	maint					
			Unit						per	alw					
					(a)	(b)	(c)	(a)	(b)	(c)	cnt-	equip	100 Figure	(b) Item	
		Reference Number & Mfr. Code	Usable On Code		1-20	21-5	51-10	1-20	21-5	51-10	gcy	equipNo.	No.	No.	
		1801-BODY,CAB,HOOD AND HULL ASSEMBLIES-CONTINUED													
P-F	2540-737-32	LOCK,DOOR,CAB:LEFT 7373276 (19207)	A	EA	1	*	*	*	*	*	*	6	10	130	36
P-F	2510-737-32	WEATHERSEAL:DOOR,BOTTOM 7373292 (19207)	A	EA	2	*	*	*	*	*	*	8	10	130	37
P-F	2540-693-06	REGULATOR,VEHICLE WINDOW: RIGHT 7373290 (19207)	A	EA	1	*	*	*	*	*	*	4	10	130	38
P-F	2540-693-06	REGULATOR,WINDOW:LEFT 7373289 (19207)	A	EA	1	*	*	*	*	*	*	4	10	130	38
P-F	2510-797-56	HANDLE LOCK: 7975609 (19207)	A	EA	2	*	*	*	*	*	*	4	10	130	39
P-F	5305-696-53	SCREW,ASSEMBLED WASHER: 455184 (21450)	A	EA	2	*	*	*	*	*	*	6	10	130	40
P-F	5340-696-02	HINGE,WINDSHIELD ASSEMBLY:LEFT 7373321 (19207)	A	EA	1	*	*	*	*	*	*	8	10	131	1
P-F	5340-696-02	HINGE,WINDSHIELD ASSEMBLY:RIGHT 7373322 (19207)	A	EA	1	*	*	*	*	*	*	8	10	131	1
P-F	5310-737-33	NUT,PLAIN,WING:WINDSHIELD HINGE 7373338 (19207)	A	EA	2	*	*	*	*	*	*	6	10	131	2
P-F	5307-206-85	STUD:WINDSHIELD HINGE HANDLE 55181 (50513)	A	EA	2	*	*	*	*	*	*	6	10	131	3
P-F	5310-737-33	NUT,PLAIN,CLINCH: 7373335 (19207)	A	EA	2	*	*	*	*	*	*	6	10	131	4
P-F	2540-179-34	HANDLE: 7397729 (19207)	A	EA	2	*	*	*	*	*	*	4	10	131	5
P-F	2540-622-39	HINGE,HALF,WINDSHIELD:RIGHT 7529318	A	EA	2	*	*	*	*	*	*	4	10	131	6
X1		HINGE,HALF,WINDSHIELD: 7529317 (19207)	A		2										
X1		HINGE:LEFT 7529319 (19207)	A		2								131		7
X1		HINGE:RIGHT 7529320 (19207)	A		2								131		7
P-F	5310-050-34	NUT,SELF-LOCKING,HEXAGON: WINDSHIELD HINGE BOLT 503449 (21450)	A	EA	4	*	*	*	*	*	*			131	8
X1		SCREW,MACHINE:WINDSHIELD HINGE 9409115 (19207)	A		8									131	9

(1)	(2)	(3)	TM9-2320-211-34P											
SMR Code	Federal Stock	DESCRIPTION	UNIT	(4) Qty	(5) 30-day DS	(6) maint	(7) 30-day GS	(8) maint	(9) 1-yr	(10) Depot	Illustration			
	Number		of meas	inc in	allowance		allowance		alw per	maint alw	(a) Figure	(b) Item		
		Reference Number & Mfr. Code	Usable	On	Code	(a) 1-20	(b) 21-50	(c) (51-10)	(a) 1-20	(b) 21-50	(c) (51-10)	cnt-	equip	No.
		1801-BODY,CAB,HOOD AND HULL ASSEMBLIES-CONTINUED												
P-F	5310-737-33	BOLT,RIBBED SHOULDER: WINDSHIELD HINGE 422B1 (50513)	A	EA	4	*	*	*	*	*	*		131	10
P-F	5315-187-95	PIN,COTTER:VENTILATOR COWL MS246665-431 (96906)	A	EA	2	*	*	*	*	*	*		131	11
P-F	5315-453-93	PIN,HINGE:VENTILATOR COWL 7397723 (19207)	A	EA	2	*	*	*	*	*	*		131	12
P-F	2510-546-47	VENTILATOR,COWL: 30E8 (50513)	A	EA	2	*	*	*	*	*	*		131	13
P-F	2510-693-06	SCREEN:COWL VENTILATOR 301E8 (50513)	A	EA	2	*	*	*	*	*	*		131	14
P-F	5305-614-02	SCREW,MACHINE:WINDSHIELD GLASS FRAME MS35266-66 (96906)	A	EA	4	*	*	*	*	*	*	6	10	131
P-F	9320-737-33	RUBBER,SPECIAL SHAPED:VENTILATOR DOOR 328E8 (50513)	A	EA	2	*	*	*	*	*	*	6	10	131
P-F	5340-699-84	CLIP:SPRING,TENSION: 7409568 (19207)	A	EA	1	*	*	*	*	*	*	6	10	131
P-F	5305-969-69	SCREW,TAPPING,THREAD: MS24617-10 (96906)	A	EA	1	*	*	*	*	*	*	6	10	131
P-F	2510-737-27	HOOK:HOOD TO PANEL 7372767 (19207)	A	EA	1	*	*	*	*	*	*	6	10	131
P-F	5310-088-05	NUT,SELF-LOCKING,HEXAGON:HOOK MS21044N5 (96906)	A	EA	1	*	*	*	*	*	*	6	10	131
X2-F		SCREW:DOOR HANDLE 426271 (21950)	A	EA	8	*	*	*	*	*	*		131	21
P-F	2540-621-25	HANDLE,DOOR: 7397853 (19207)	A	EA	2	*	*	*	*	*	*	4	10	131
P-F	2540-456-10	HOOK,LASHING: 587499 (21450)	A	EA	6	*	*	*	*	*	*	4	10	131
P-F	2510-420-50	PLATE,HANDLE REINFORCEMENT: 7529297 (19207)	A	EA	8	*	*	*	*	*	*	4	10	131
P-F	5310-959-76	NUT,SELF-LOCKING:DOOR MS51922-5 (96906)	A	EA	8	*	*	*	*	*	*	6	10	131
P-F	2510-860-05	NON-ILLUSTRATED SIDE RACK.VEHICLE BODY: RIGHT SIDE 10899202 (19207)	DA,DB	EA	1	*	*	*	*	*	*	3	5	

(1)	(2)	(3)																	
SMR	Federal	DESCRIPTION	UNIT	Qty	30-day DS	maint	30-day GS	maint	1-yr	Depot	Illustration								
Code	Stock		of	inc. allowance	allowance				alw	maint									
	Number		meas	in					per	alw									
			Unit						100	per	(a)	(b)							
					(a)	(b)	(c)	(a)	(b)	(c)	equip	100	Figure	Item					
		Reference Number & Mfr. Code	Usable	On	Code	1-20	21-5(51-10)	1-20	21-5(51-10)	gcy	cnt-	equip	No.	No.					
		1801-BODY,CAB,HOOD AND HULL																	
		ASSEMBLIES-CONTINUED																	
		NON-ILLUSTRATED-CONTINUED																	
P-F	2510-918-06	PANEL:HOOD SIDE	A	EA	1	*	*	*	*	*	*	3	5						
		10931948 (19207)																	
P-F	2540-737-32	CHANNEL:REAR	A	EA	2	*	*	*	*	*	*	4	10						
		7373286 (19207)																	
P-F	2540-737-32	CHANNEL:FRONT	A	EA	2	*	*	*	*	*	*	4	10						
		7373298 (19207)																	
P-F	2930-700-79	SHIELD,RUBBER,RADIATOR:	A	EA	1	*	*	*	*	*	*	8	10						
		10871412 (19207)																	
P-F	5315-740-90	PIN,STRAIGHT,HEADLESS:	A	EA	V	*	*	*	*	*	*	8	10						
		7409017 (19207)																	
P-F	5320-011-33	RIVET,TABULAR:	A	EA	2	*	*	*	*	*	*	6	10						
		FFR556 (81348)																	
P-F	5340-591-34	STRAP:	A	EA	2	*	*	*	*	*	*	6	10						
		7071436 (19207)																	
P-F	9320-641-11	RUBBER:	A	FT	V	*	*	*	*	*	*	8	10						
		8724456 (19207)																	
P-F	2510-753-96	BRACKET:GUN MOUNT,FRONT	A	EA	1	*	*	*	*	*	*	3	5	132	1				
		7539659 (19207)																	
P-F	5306-042-58	SCREW:	A	EA	3	*	*	*	*	*	*	6	10	132	2				
		425859 (96214)																	
P-F	5305-696-52	SCREW:	A	EA	4	*	*	*	*	*	*	6	10	132	3				
		187995 (19207)																	
P-F	5340-737-33	STRIKER:DOOR LOCK	A	EA	2	*	*	*	*	*	*	4	8	132	4				
		7373302 (19207)																	
P-F	5305-761-42	SCREW,CAP,HEXAGON:	A	EA	2	*	*	*	*	*	*	6	10	132	5				
		MS90726-111 (96906)																	
X2-F		BRACKET:FRONT GUN MOUNT	A	EA	1	*	*	*	*	*	*			132	6				
		7539658 (19207)																	
P-F	5310-067-95	NUT,SELF-LOCKING:	A	EA	2	*	*	*	*	*	*	6	10	132	7				
		MS51922-37 (96906)																	
X2-F		CAB ASSEMBLY:	A	EA	1	*	*	*	*	*	*			132	8				
		11648480 (19207)																	
X2-F		CAB ASSEMBLY,COMPLETE:	A	EA	1	*	*	*	*	*	*			132	9				
		11648479 (19207)																	
		(EXCEPT CE,CF,CG)																	
X2-F		CAB ASSEMBLY,COMPLETE:	CE,CF,CG	EA	1	*	*	*	*	*	*			132	9				
		11648479-1 (19207)																	

(1)	(2)	(3)															
SMR	Federal	DESCRIPTION		UNIT	Qty	30-day	DS	maint	30-day	GS	maint	1-yr	Depot	Illustration			
Code	Stock			meas	inc.	allowance			allowance			alw	alw	(a)	(b)		
	Number			in								per	per	Figure	Item		
				Unit								100	100	equip	No.		
												cnt-	equip	No.			
		Reference Number & Mfr. Code	Usable	On	Code	(a)	(b)	(c)	(a)	(b)	(c)	1-20	21-5(51-10(1-20	21-5(51-10(1-20	21-5(51-10(1-20	gcy	
		1802-FENDERS,RUNNING BOARDS, WINDSHIELDS															
P-F	2590-473-63	BRACKET,DRUM: MS53052-1 (96906)	A	EA	1	*	*	*	*	*	*	3	5	133	1		
P-F	2540-968-40	STRAP,WEBBING: 8690527 (19207)	A	EA	1	*	*	*	*	*	*	8	10	133	2		
P-F	5320-950-45	RIVET,TUBULAR: WEBBING STRAP MS16535-235 (96906)	A	EA	8	*	*	*	*	*	*	6	10	133	3		
P-F	5310-082-14	WASHER,FLAT: WEBBING STRAP MS15795-106 (96906)	A	EA	8	*	*	*	*	*	*	6	10	133	4		
P-F	5305-269-28	SCREW,CAP,HEXAGON HEAD: BRACKET MS90726-58 (96906)	A	EA	8	*	*	*	*	*	*	6	10	133	5		
P-F	2590-473-63	BRACKET,DRUM: MS53052-1 (96906)	A	EA	1	*	*	*	*	*	*	3	5	133	6		
P-F	2540-960-40	STRAP,WEBBING: 8690527 (19207)	A	EA	1	*	*	*	*	*	*	8	10	133	7		
P-F	5310-950-00	NUT,SELF-LOCKING,HEXAGON: MS21044N6 (96906)	A	EA	14	*	*	*	*	*	*	6	10	133	8		
X2-F		DOOR: 10871479 (19207)	A	EA	1	*	*	*	*	*	*			133	9		
P-F	2540-709-58	CATCH,RUNNING BOARD: 7539221 (19207)	A	EA	1	*	*	*	*	*	*	4	10	133	10		
P-F	5310-959-76	NUT,SELF-LOCKING: ANGLE BRACKET MS51922-5 (96906)	A	EA	7	*	*	*	*	*	*	6	10	133	11		
P-F	2510-741-10	BRACKET,ANGLE: LEFT RUNNING BOARD, FRONT AND REAR 7411085 (19207)	A	EA	2	*	*	*	*	*	*	3	5	133	12		
P-F	5310-877-57	NUT,SELF-LOCKING,HEXAGON: ANGLE BRACKET MS21044N8 (96906)	A	EA	4	*	*	*	*	*	*	6	10	133	13		
X2-F		BRACE: ANGLE BRACKET 10871475 (19207)	A	EA	2	*	*	*	*	*	*			133	14		
P-F	5310-088-05	NUT,SELF-LOCKING,HEXAGON: MS21044N5 (96906)	A	EA	2	*	*	*	*	*	*	6	10	133	15		
P-F	2540-408-46	SUPPORT,TOOL BOX: 10871476 (19207)	A	EA	2	*	*	*	*	*	*	2	5	133	16		
P-F	5306-255-90	BOLT,MACHIN: TOOL BOX SUPPORT MS90726-31 (96906)	A	EA	2	*	*	*	*	*	*	6	10	133	17		
P-F	5305-269-28	SCREW,CAP,HEXAGON HEAD: TOOL BOX BRACE MS90726-60 (96906)	A	EA	2	*	*	*	*	*	*	6	10	133	18		
P-F	5305-269-28	SCREW,CAP,HEXAGON HEAD: TOOL BOX BRACKET MS90726-60 (96906)	A	EA	6	*	*	*	*	*	*	6	10	133	19		
P-F	5306-225-90	BOLT,MACHINE: RUNNING BOARD MS90726-32 (96906)	A	EA	4	*	*	*	*	*	*	6	10	133	20		

(1)	(2)	(3)				TMS-2320-211-34P								
SMR	Federal	DESCRIPTION	UNIT	Qty	30-day DS	maint	30-day GS	maint	1-yr	Depot	Illustration			
Code	Stock		of	meas	inc.	allowance	allowance		alw	maint				
	Number			in					per	alw		(a)	(b)	
				Unit					100	per	Figure	Item		
					(a)	(b)	(c)	(a)	(b)	(c)	cnt-	equip	No.	
		Reference Number & Mfr. Code	Usable	On	Code	1-20	21-5(51-10(1-20	21-5(51-10(1-20	21-5(51-10(1-20	21-5(51-10(1-20	gcy			
		1802-FENDERS,RUNNING BOARDS, WINDSHIELDS-CONTINUED												
P-F	2510-408-46	BOARD,RUNNING: 8331566 (19207)	A	EA	1	*	*	*	*	*	2	5	133	21
P-F	5310-809-40	WASHER,FLAT: TOOL BOX BRACKET MS15795-115 (96906)	A	EA	1	*	*	*	*	*	6	10	133	22
P-F	5305-269-28	SCREW,CAP,HEXAGON HEAD: TOOL BOX BRACKET MS90726-61 (96906)	A	EA	2	*	*	*	*	*	6	10	133	23
P-F	5305-269-28	SCREW,CAP,HEXAGON LHEAD: TOOL BOX BRACKET MS90726-64 (96906)	A	EA	1	*	*	*	*	*	6	10	133	24
P-F	5305-993-24	SCREW,MACHINE: TOOL BOX DOOR MS35207-281 (96906)	A	EA	5	*	*	*	*	*	6	10	133	25
P-F	5310-877-57	NUT,SELF-LOCKING,HEXAGON: TOOL BOX DOOR MS21044N3 (96906)	A	EA	5	*	*	*	*	*	6	10	133	26
P-F	2540-177-78	BOX,TOOL STOWAGE: 10871484 (19207)	A	EA	1	*	*	*	*	*	2	5	133	27
P-F	5305-989-74	SCREW,MACHINE: TOOL BOX DOOR MS35207-263 (96906)	A	EA	5	*	*	*	*	*	6	10	133	28
P-F	5305-725-41	SCREW,CAP,HEXAGON HEAD: TOOL BOX BRACKET MS90726-114 (96906)	A	EA	1	*	*	*	*	*	6	10	133	29
P-F	5305-269-28	SCREW,CAP,HEXAGON HEAD: TOOL BOX BRACKET MS90726-62 (96906)	A	EA	1	*	*	*	*	*	6	10	133	30
P-F	5305-269-28	SCREW,CAP,HEXAGON HEAD: RUNNING BOARD SUPPORT MS90726-59 (96906)	A	EA	4	*	*	*	*	*	6	10	134	1
P-F	5310-809-40	WASHER,FLAT: RUNNING BOARD SUPPORT MS15795-115 (96906)	A	EA	4	*	*	*	*	*	6	10	134	2
P-F	5306-225-90	BOLT,MACHINE: RUNNING BOARD SUPPORT MS90726-32 (96906)	A	EA	4	*	*	*	*	*	6	10	134	3
X2-F		SCREW,MACHINE: RUNNING BOARD SUPPORT 10883489 (19207)	A	EA	4	*	*	*	*	*			134	4
P-F	5310-950-00	NUT,SELF-LOCKING HEXAGON: RUNNING BOARD SUPPORT MS21044N6 (96906)	A	EA	4	*	*	*	*	*	6	10	134	5
P-F	2510-740-95	SUPPORT,RUNNING BOARD: REAR 7409562 (19207)	A	EA	1	*	*	*	*	*	2	5	134	6

(1)	(2)	(3)											
SMR Code	Federal Stock Number	DESCRIPTION	UNIT of meas in Unit	Qty	30-day allowance	DS maint	30-day allowance	GS maint	1-yr alw	Depot alw	Illustration		
					(a)	(b)	(c)	(a)	(b)	(c)	per equip	100	(a) Figure
		Reference Number & Mfr. Code	Usable On Code		1-20	21-5	(51-10)	1-20	21-5	(51-10)	(gcy)		(b) Item No.
		1802-FENDERS,RUNNING BOARDS, WINDSHIELDS-CONTINUED											
P-F	6140-753-95	SUPPORT: BATTER BOX 10872418 (19207)	A	EA 1	*	*	*	*	*	*	2	5	134 7
P-F	5316-225-90	BOLT,MACHINE: PANEL TO BRACKET MS90726-31 (96906)	A	EA 2	*	*	*	*	*	*	6	10	134 8
P-F	2510-740-95	SUPPORT: RIGHT FRONT 7409561 (19207)	A	EA 1	*	*	*	*	*	*	2	5	134 9
X2-F		PANEL: 10883370 (19207)	A	EA 1	*	*	*	*	*	*			134 10
P-F	5310-088-05	NUT,SELF-LOCKING,HEXAGON: RUNNING BOARD SUPPORT MS21044N5 (96906)	A	EA 4	*	*	*	*	*	*	6	10	134 11
P-F	2510-693-06	BOARD,RUNNING: 8331566	A	EA 1	*	*	*	*	*	*	2	5	134 12
P-F	5310-877-57	NUT,SELF-LOCKING HEXAGON: PANEL ASSEMBLY MS21044N3 (96906)	A	EA 5	*	*	*	*	*	*	6	10	134 13
P-F	5305-989-74	SCREW,MACHING: PANEL ASSEMBLY MS35207-263 (96906)	A	EA 5	*	*	*	*	*	*	6	10	134 14
P-F	5305-993-24	SCREW,MACHINE: MS35207-281 (96906)	A	EA 3	*	*	*	*	*	*	6	10	134 15
X2-F		PANEL ASSEMBLY: 10883371 (19207)	A	EA 1	*	*	*	*	*	*			134 16
X2-F		CATCH: SIDE PANEL 943Y2 (50513)	A	EA 1	*	*	*	*	*	*			134 17
P-F	5310-877-57	NUT,SELF-LOCKING HEXAGON: CATCH MS21044D3 (96906)	A	EA 2	*	*	*	*	*	*	6	10	134 18
P-F	2510-880-46	FENDER VEHICULAR: FRON LEFT (W/ VERTICAL EXHAUST STACK) 11611569	AB,AC	EA 1	*	*	*	*	*	*	8	10	135 1
P-F	2510-970-34	FENDER,VEHICULAR: FRONT, LEFT (GAS W/ O VERTICAA EXHAUST STACK) 10899409 (19207)	AAA	EA 1	*	*	*	*	*	*	8	10	135 1
P-F	5310-959-76	NUT,SELF-LOCKING: MS51922-5 (96906)	A	EA 11	*	*	*	*	*	*	6	10	135 2
P-F	2540-753-92	CATCH: HOOD PANEL 7539222 (19207)	A	EA 1	*	*	*	*	*	*	3	5	135 3
P-F	5340-753-92	BUMPER,RUBBER: 7539201 (19207)	A	EA 9	*	*	*	*	*	*	8	10	135 4
P-F	5305-068-05	SCREW,CAP,HEXAGON HEAD: BUTT LEAF MS90726-5 (96906)	A	EA 4	*	*	*	*	*	*	6	10	135 5

(1)	(2)	(3)	TM9-2320-211-34P										(8)	(9)	(10)
SMR Code	Federal Stock	DESCRIPTION	UNIT	Qty	30-day DS	DS	maint	30-day GS	GS	maint	1-yr	Depot	Illustration		
Code	Stock		meas	in	allowance			allowance			alw	maint			
	Number			Unit							per	alw			
					(a)	(b)	(c)	(a)	(b)	(c)	100	per	(a)		
					cnt-	equip	100	Figure	Item				(b)		
		Reference Number & Mfr. Code	Usable	On Code	1-20	21-5	(51-10)	(1-20	21-5	(51-10)	gcy		No.		
1802-FENDERS,RUNNING BOARDS, WINDSHIELDS-CONTINUED															
P-F	5310-809-40	WASHER,FLAT: MS27183-10 (96906)	A	EA	7	*	*	*	*	*	*	6	10	135	6
P-F	2540-709-58	CATCH,RUNNING BOARD: 7539221 (19207)	A	EA	1	*	*	*	*	*	*	3	5	135	7
P-F	2510-040-22	PANEL,HOOD: LEFT SIDE 8327038 (19207)	A	EA	1	*	*	*	*	*	*	3	5	135	8
P-F	5305-993-24	SCREW,MACHINE: PANEL ASSEMBLY MS35207-281 (96906)	A	EA	2	*	*	*	*	*	*	6	10	135	9
P-F	2510-177-77	PANEL ASSEMBLY, FENDER,RIGHT: 10871389 (19207)	A	EA	1	*	*	*	*	*	*	8	10	135	10
P-F	5310-809-59	WASHERE,FLAT: FENDER PANEL MS27183-17 (96906)	A	EA	4	*	*	*	*	*	*	6	10	135	11
P-F	2510-597-07	SPRING,HELICAL,COMPRESSION: FENDER (3 A AND FENDER FRONT BOLT (3), 8327221 (19207)	A	EA	6	*	*	*	*	*	*	6	10	135	12
P-F	5310-809-40	WASHER,FLAT: MS15795-215 (96906)	A	EA	6	*	*	*	*	*	*	6	10	135	13
P-F	5310-950-00	NUT,SELF-LOCKING HEXAGON: MS21044N6 (96906)	A	EA	16	*	*	*	*	*	*	6	10	135	14
P-F	2510-753-91	ANTI-SQUEAK: FRONT FENDER TO CAB 7539199 (19207)	A	EA	1	*	*	*	*	*	*	4	8	135	15
P-F	5305-569-89	SCREW,CAP,HEXAGON HEAD: 125120R1 (31007)	A	EA	1	*	*	*	*	*	*	6	10	135	16
P-F	5305-269-28	SCREW,CAP,HEXAGON HEAD: 100033 (24617)	A	EA	2	*	*	*	*	*	*	6	10	135	17
P-F	5305-068-05	SCREW,CAP,HEXAGON HEAD: MS90726-5 (96906)	A	EA	1	*	*	*	*	*	*	6	10	135	18
P-F	5305-269-89	SCREW,CAP,HEXAGON HEAD: 8333064 (19207)	A	EA	3	*	*	*	*	*	*	6	10	135	19
P-F	5310-177-78	WASHER,FLAT: SUPPORT BRACKET 10871421 (19207)	A	EA	1	*	*	*	*	*	*	6	10	135	20
P-F	5310-740-95	WASHER,FLAT: SUPPORT BRACKET 7409564 (19207)	A	EA	1	*	*	*	*	*	*	6	10	135	21
P-F	2510-970-34	BRACKET,SUPPORT: 10899408 (19207)	A	EA	4	*	*	*	*	*	*	3	5	135	22
P-F	5340-597-23	SPRING,HELICAL COMPRESSION: SUPPORT BRACKET 8327223 (19207)	A	EA	4	*	*	*	*	*	*	6	10	135	23



(1)	(2)	(3)	TM9-2320-211-34P										(8)	(9)	(10)
SMR	Federal	DESCRIPTION	UNIT	Qty	30-day DS	maint	30-day GS	maint	1-yr	Depot	Illustration				
Code	Stock		of	inc.	allowance	allowance	allowance	allow	maint						
	Number		meas	in				per	alw						
			Unit					100	per	(a)	(b)				
					(a)	(b)	(c)	cnt-	equip	100	Figure	(a)	(b)	Item	
		Reference Number & Mfr. Code	Usable On Code		1-20	21-5(51-10(1-20	21-5(51-10(1-20	gcy						No.	
1802-FENDERS,RUNNING BOARDS, WINDSHIELDS-CONTINUED															
P-F	5305-269-28	SCREW,CAP,HEXAGON HEAD: SUPPORT BRACKET MS90726-71 (96906)	A	EA	1	*	*	*	*	*	*	6	10	135	24
P-F	5305-269-28	SCREW,CAP,HEXAGON: MS90726-67 (96906)	A	EA	2	*	*	*	*	*	*	6	10	135	25
P-F	5310-088-05	NUT,SELF-LOCKING,HEXAGON: MS21044N5 (96906)	A	EA	2	*	*	*	*	*	*	6	10	135	26
X1		BRACKET: 8327219 (19207)	A		1									135	27
P-F	2510-753-95	BRACKET: 7539543 (19207)	A	EA	1	*	*	*	*	*	*	3	5	135	28
P-F	5306-225-90	SCREW,CAP,HEXAGON: BRACKET MS90726-32 (96906)	A	EA	4	*	*	*	*	*	*	6	10	135	29
P-F	5310-081-42	WASHER,FLAT: BRACKET MS27183-12 (96906)	A	EA	4	*	*	*	*	*	*	6	10	135	30
P-F	2510-177-82	SUPPORT,MOUNTING: 7397760 (19207)	A	EA	1	*	*	*	*	*	*	3	5	135	31
P-F	5305-068-05	SCREW,CAP,HEXAGON: MOUNTING BRACKET MS90726-3 (96906)	A	EA	6	*	*	*	*	*	*	6	10	135	32
P-F	5310-732-05	NUT,PLAIN,HEXAGON: MOUNTING BRACKET MS51968-8 (96906)	A	EA	6	*	*	*	*	*	*	6	10	135	33
P-F	5310-595-72	WASHER,LOCK: MOUNTING BRACKET MS35333-59 (96906)	A	EA	6	*	*	*	*	*	*	6	10	135	34
P-F	2590-338-16	INSULATOR,MOUNTING: 7539560 (19207)	A	EA	1	*	*	*	*	*	*	6	10	135	35
P-F	5306-225-90	BOLT,MACHINE: BRACKET MS90726-31 (96906)	A	EA	4	*	*	*	*	*	*	6	10	135	36
P-F	2510-737-66	BRACKET,MOUNTING,LIGHT: 7376620 (19207)	A	EA	1	*	*	*	*	*	*	3	5	135	37
P-F	5305-269-28	SCREW,CAP,HEXAGON HEAD: BRACKET MS90726-68 (96906)	A	EA	3	*	*	*	*	*	*	6	10	135	38
P-F	5310-080-60	WASHER,FLAT: MS27183-14 (96906)	A	EA	1	*	*	*	*	*	*	6	10	135	39
P-F	5305-269-28	SCREW,CAP,HEXAGON HEAD: MS90726-58 (96906)	A	EA	1	*	*	*	*	*	*	6	10	135	40

(1)	(2)	(3)	TM9-2320-211-34P									(8)	(9)	(10)	
SMR Code	Federal Stock Number	DESCRIPTION	UNIT	Qty	30-day DS	maint	30-day GS	maint	1-yr	Depot	Illustration				
			of meas	inc in	allowance		allowance		alw	maint		per 100 equip	(a) Figure		
			Unit									per 100 equip	(b) No.		
		Reference Number & Mfr. Code	Usable On Code		(a)	(b)	(c)	(a)	(b)	(c)			(a) Figure		
					1-20	21-5(51-10)	1-20	21-5(51-10)	1-20	21-5(51-10)	(gcy)		(b) No.		
		1802-FENDERS,RUNNING BOARDS, WINDSHIELDS--CONTINUED													
P-F	5340-741-10	LEAF BUTT HINGE: UPPER RIGHT SIDE 7411087 (19207)	A	EA	2	*	*	*	*	*	*	3	5	135	41
P-F	5310-637-95	WASHER,LOCK: MS35338-46 (96906)	A	EA	1	*	*	*	*	*	*	6	10	135	42
P-F	6220-179-43	BRACKET,HEADLIGHT LEFT: 10871425 919207)	A	EA	1	*	*	*	*	*	*	3	5	135	43
P-F	5305-269-28	SCREW,CAP,HEXAGON HEAD: HEADLIGHT BRACKET MS90726-60 (96906)	A	EA	1	*	*	*	*	*	*	6	10	135	44
P-F	5310-080-60	WASHER,FLAT: HEADLIGHT BRACKET MS27183-14 (96906)	A	EA	1	*	*	*	*	*	*	6	10	135	45
P-F	2590-753-95	BRACKET,MOUNTING,HEADLIGHT: 7539545 (19207)	A	EA	1	*	*	*	*	*	*	3	5	135	46
P-F	2510-741-10	HINGE ASSEMBLY: 7411086 (19207)	A	EA	2	*	*	*	*	*	*	3	5	135	47
P-F	2510-693-05	RETAINER: 7372737 919207)	A	EA	1	*	*	*	*	*	*	6	10	135	48
P-F	2510-925-45	FENDER,VEHICULAR: FRONT,RIGHT (W/VERTICAL EXHAUST STACK) 109319119-1 (19207)	AB,AC	EA	1	*	*	*	*	*	*			136	1
P-F	2510-970-34	FENDER,VEHICULAR: FRONT,RIGHT (GAS W/O VERTICAL EXHAUST STACK) 10899410 (19207)	AA	EA	1	*	*	*	*	*	*	8	10	136	1
P-F	5310-950-00	NUT,SELF-LOCKING HEXAGON: MS21044N6 (96906)	A	EA	16	*	*	*	*	*	*	6	10	136	2
P-F	5305-269-28	SCREW,CAP,HEXAGON HEAD: MS90726-72 (96906)	A	EA	2	*	*	*	*	*	*	6	10	136	3
P-F	2510-753-91	ANTI-SQUEAK: FRONT FENDER TO CAB 7539199 (19207)	A	EA	1	*	*	*	*	*	*	4	8	136	4
P-F	5305-569-89	SCREW,CAP HEXAGON LHEAD: FENDER TO HINGE 125120R1 (31007)	A	EA	1	*	*	*	*	*	*	6	10	136	5
P-F	5310-809-40	WASHER,FLAT: FENDER TO HINGE MS27183-15 (96906)	A	EA	6	*	*	*	*	*	*	6	10	136	6
P-F	2510-597-07	SPRING,HELICAL COMPRESSION: 8327221 (19207)	A	EA	6	*	*	*	*	*	*	6	10	136	7
P-F	5310-809-59	WASHER,FLAT: FENDER TO HINGE MS27183-17 (96906)	A	EA	1	*	*	*	*	*	*	6	10	136	8

(1)	(2)	(3)	TM9-2320-211-34P											
SMR Code	Federal Stock Number	DESCRIPTION	UNIT	(4) Qty	(5) 30-day DS	(6) DS maint allowance	(7) 30-day GS allowance	(8) 1-yr alw	(9) Depot alw	(10) Illustration				
Reference Number & Mfr. Code Usable On Code			meas in Unit	(a) 1-20	(b) 21-50	(c) 51-100	(a) 1-20	(b) 21-50	(c) 51-100	per 100 equip	(a) Figure No.	(b) Item No.		
1802-FENDERS,RUNNING BOARDS, WINDSHIELDS-CONTINUED														
P-F	5305-068-05	SCREW,CAP,HEXAGON HEAD: HINGE MS90726-5 (96906)	A	EA	1	*	*	*	*	*	6	10	136	9
P-F	5340-741-10	LEAF,BUTT HINGE: RIGHT SIDE PANEL 7411087 (19207)	A	EA	1	*	*	*	*	*	3	5	136	10
P-F	5305-993-24	SCREW,MACHINE: HOOD PANEL MS35207-281 (96906)	A	EA	4	*	*	*	*	*	6	10	136	11
P-F	2510-040-22	PANEL: RIGHT SIDE W/O VERTICAA STACK 8327039 (19207)	A	EA	1	*	*	*	*	*	3	5	136	12
P-F	2510-918-06	PANEL: RIGHT SIDE W/ VERTICAA STACK 10931948 (19207)	A	EA	1	*	*	*	*	*	3	5	136	12
P-F	2540-709-58	CATCH,RUNNING BOARD: 7539221 (19207)	A	EA	2	*	*	*	*	*	3	5	136	13
P-F	5310-959-76	NUT,SELF-LOCKING: MS51922-5 (96906)	A	EA	11	*	*	*	*	*	6	10	136	14
P-F	5310-809-40	WASHER,FLAT: PANEL MS27183-10 (96906)	A	EA	11	*	*	*	*	*	6	10	136	15
P-F	5340-753-92	BUMPER,RUBBER: HOOD SIDE PANEL 7539201 (19207)	A	EA	9	*	*	*	*	*	8	10	136	16
P-F	2540-753-92	CATCH: HOOD PANEL 7539222 (19207)	A	EA	1	*	*	*	*	*	3	5	136	17
P-F	2510-737-27	RETAINER: RIGHT SIDE PANEL 7372739 (19207)	A	EA	1	*	*	*	*	*	6	10	136	18
P-F	2510-741-10	HINGE ASSEMBLY,SIDE PANEL: 7411006 (19207)	A	EA	1	*	*	*	*	*	3	5	136	19
P-F	5310-080-60	WASHER,FLAT: SHIELD MS27183-14 (96906)	A	EA	1	*	*	*	*	*	6	10	136	20
P-F	5310-637-95	WASHER,LOCK: MS35338-46 (96906)	A	EA	1	*	*	*	*	*	6	10	136	21
P-F	5305-269-28	SCREW,CAP,HEXAGON HEAD: MS90726-58 (96906)	A	EA	1	*	*	*	*	*	6	10	136	22
P-F	2930-045-42	SHIELD: DUST.,RADIATOR: 10871413 (19207)	A	EA	1	*	*	*	*	*	6	10	136	23
P-F	2510-737-66	BRACKET,MOUNTING,LIGHT: 7376621 (19207)	A	EA	1	*	*	*	*	*	6	10	136	24

(1)	(2)	(3)												
SMR	Federal	DESCRIPTION	UNIT	Qty	30-day DS	maint	30-day GS	maint	1-yr	Depot	Illustration			
Code	Stock		of	inc.	allowance		allowance		alw	maint				
	Number		meas	in					per	alw				
			Unit						100	per	(a)	(b)		
					(a)	(b)	(c)	(a)	(b)	(c)	equip	100	Figure	Item
		Reference Number & Mfr. Code	Usable On Code		1-20	21-5(51-10(1-20	21-5(51-10(1-20	21-5(51-10(1-20	21-5(51-10(1-20	21-5(51-10(1-20	cnt-	equip	No.	No.
		1802-FENDERS,RUNNING BOARDS, WINDSHIELDS-CONTINUED												
P-F	5310-081-42	WASHER, FLAT: MS27183-12 (96906)	A	EA	1	*	*	*	*	*	6	10	136	25
P-F	5306-225-90	SCREW,CAP,HEXAGON: MS90726-31 (96906)	A	EA	2	*	*	*	*	*	6	10	136	26
P-F	2590-622-77	GRILLE,METAL: 7061102 (19207)	A	EA	1	*	*	*	*	*	6	10	136	27
P-F	2590-338-16	INSULATOR,MOUNTING: 7539560 (19207)	A	EA	1	*	*	*	*	*	6	10	136	28
P-F	5310-595-72	WASHER, LOCK: SUPPORT MS35333-59 (96906)	A	EA	4	*	*	*	*	*	6	10	136	29
P-F	5310-732-05	NUT,PLAIN HEXAGON: SUPPORT MS51968-8 (96906)	A	EA	4	*	*	*	*	*	6	10	136	30
P-F	5305-068-05	SCREW,CAP,HEXAGON HEAD: SUPPORT MS90726-3 (96906)	A	EA	4	*	*	*	*	*	6	10	136	31
P-F	2510-177-82	SUPPORT,MOUNTING: 7397760 (19207)	A	EA	1	*	*	*	*	*	3	5	136	32
P-F	5306-225-90	SCREW,CAP,HEXAGON: MOUNTING BRACKET MS90726-32 (96906)	A	EA	2	*	*	*	*	*	6	10	136	33
P-F	2510-753-95	BRACKET: BLACK OUT PARKING AND WARNING LIGHT 7539543 (19207)	A	EA	1	*	*	*	*	*	3	5	136	34
X1		BRACKET: 8327220 (19207)	A		1								136	35
P-F	5310-088-05	NUT,SELF-LOCKING HEXAGON: MS21044N5 (96906)	A	EA	4	*	*	*	*	*	6	10	136	36
P-F	5305-269-28	SCREW,CAP,HEXAGON HEAD: SUPPORT BRACKET MS90726-71 (96906)	A	EA	1	*	*	*	*	*	6	10	136	37
P-F	5305-269-28	SCREW,CAP,HEXAGON HEAD: MS90726-67 (96906)	A	EA	4	*	*	*	*	*	6	10	136	38
P-F	5340-597-23	SPRING,HELICAL COMPRESSION: 7007081 (19207)	A	EA	4	*	*	*	*	*	6	10	136	39
P-F	2510-970-34	BRACKET,SUPPORT: 10899408 (19207)	A	EA	1	*	*	*	*	*	3	5	136	40
P-F	5310-740-95	WASHER, FLAT: 7409564 (19207)	A	EA	1	*	*	*	*	*	6	10	136	41

(1)	(2)	(3)	TM9-2320-211-34P			(7)	(8)	(9)	(10)					
SMR	Federal	DESCRIPTION	UNIT	Qty	30-day DS	maint	30-day GS	maint	1-yr	Depot	Illustration			
Code	Stock		of	inc.	allowance		allowance		alw	maint				
Number			meas	in					per	alw				
			Unit						100	per	(a)	(b)		
					(a)	(b)	(c)	(a)	(b)	(c)	cnt-	equip	No.	
		Reference Number & Mfr. Code	Usable On Code		1-20	21-5(51-10(1-20	21-5(51-10(1-20	21-5(51-10(1-20	21-5(51-10(1-20	21-5(51-10(1-20	gcy			
		1802-FENDERS,RUNNING BOARDS, WINDSHIELDS-CONTINUED												
P-F	5310-177-78	WASHER, FLAT: 10871421 (19207)	A	EA	1	*	*	*	*	*	6	10	136	42
P-F	5305-569-89	SCREW,CAP,HEXAGON: 8333064 (19207)	A	EA	3	*	*	*	*	*	6	10	136	43
P-F	5305-269-28	SCREW,CAP,HEXAGON HEAD: HEADLAMP BRACKET MS90726-60 (96906)	A	EA	1	*	*	*	*	*	6	10	136	44
P-F	6220-179-43	BRACKET,HEADLAMP,RIGHT: 10871426 (19207)	A	EA	1	*	*	*	*	*	3	5	136	45
P-F	5305-269-28	SCREW,CAP,HEXAGON HEAD: MS90726-68 (96906)	A	EA	3	*	*	*	*	*	6	10	136	46
P-F	2510-752-93	WINDSHIELD ASSEMBLY: A2174 (70230)	A	EA	1	*	*	*	*	*	10	20	137	1
P-F	2510-700-54	WINDSHIELD ASSEMBLY,FLAT: 7005417 (19207)	A	EA	2	*	*	*	*	*	10	20	137	2
P-F	2530-737-33	SEAL,RUBBER:WINDSHIELD INNER FRAME TO OUTER FRAME 7373325 (19207)	A	EA	2	*	*	*	*	*	8	20	137	3
P-F	5305-614-02	SCREW MACHINE: CASEMENT FASTENER MS35266-66 (96906)	A	EA	4	*	*	*	*	*	6	10	137	4
X1		FRAME ASSEMBLY: 8688995 (19207)	A		2								137	5
X1		CROSS PIECE ASSEMBLY: 8686996 (19207)	A		2								137	6
X1		SCREW,MACHING: CROSS PIECE 7748088 (19207)	A		V								137	7
P-F	5310-559-00	WASHER,LOCK: CROSS PIECE MS35333-38 (96906)	A	EA	V	*	*	*	*	*	6	10	137	8
P-F	9340-240-62	GLASS LAMINATED: 837060 (19207)	A	EA	2	*	*	*	*	*	10	25	137	9
P-F	5340-737-33	FASTERNER,CASEMENT: INNER FRAME SA5764 (70230)	A	EA	2	*	*	*	*	*	6	10	137	10
P-F	5310-576-57	WASHER,LOCK: CASEMENT FASTENER MS35333-5 (96906)	A	EA	4	1	*	*	*	*	6	10	137	11
X1		NUT,PLAIN,HEXAGON: CASEMENT FASTENER 187312 (21450)	A		4								137	12
X1		WASHER,FLAT: ;FRAME 7371886 (19207)	A		V								137	13

(1)	(2)	(3)												
SMR	Federal	DESCRIPTION	UNIT	Qty	30-day DS	maint	30-day GS	maint	1-yr	Depot	Illustration			
Code	Stock		of	inc.	allowance		allowance		alw	maint				
	Number		meas	in					per	alw				
			Unit						100	per	(a)	(b)		
					(a)	(b)	(c)	(a)	(b)	(c)	cnt-	equipNo.	Figure	Item
		Reference Number & Mfr. Code	Usable On Code		1-20	21-5(51-10(1-20	21-5(51-10(1-20	21-5(51-10(1-20	21-5(51-10(1-20	21-5(51-10(1-20	gcy			
1802-FENDERS,RUNNING BOARDS, WINDSHIELDS-CONTINUED														
P-F	2510-737-33	FRAME ASSEMBLY,WINDSHIELD: OUTER 7373331 (19207)	A	EA	1	*	*	*	*	*	6	10	137	14
P-F	5305-350-12	SCREW,MACHINE: ADJUSTING ARM 7374809 (19207)	A	EA	8	*	*	*	*	*	6	10	137	15
P-F	2510-693-06	ARM ASSEMBLY,ADJUSTING: 7373327 (19207)	A	EA	4	*	*	*	*	*	6	10	137	16
P-F	2510-693-06	RETAINER,WINDSHIELD: 7373324 (19207)	A	EA	2	*	*	*	*	*	6	10	137	17
P-F	5305-051-64	SCREW,MACHINE: WINDSHIELD RETAINER MS24649-34 (96906)	A	EA	V								137	18
P-F	9320-599-64	RUBBER SEAL: WINDSHIELD OUTER FRAME TO DOOR GLASS	A	FT	2	*	*	*	*	*	8	20	137	19
P-F	9320-641-11	RUBBER,SPECIAL,SHAPED SECTION: WINDSHIELD OUTER FRAME TO DOOR GLASS LOWER 8724456 (19207)	A	EA	2	*	*	*	*	*	8	20	137	20
P-F	2510-693-06	RETAINER,WINDSHIELD: 7373336 (19207)	A	EA	2	*	*	*	*	*	6	10	137	21
P-F	9320-737-33	RUBBER,SPECIAL SHAPED SECTION: WINDSHIELD TO COWL 7373337 (19207)	A	EA	1	*	*	*	*	*	8	20	137	22
P-F	5305-638-09	THUMBSCREW: WINDSHIELD ADJUSTING ARM 7529322 (19207)	A	EA	4	*	*	*	*	*	6	10	137	23
P-F	5306-059-40	BOLT,ASSEMBLED WASHER: 594001 (21450)	A	EA	2	*	*	*	*	*	6	10	137	24
P-F	2510-737-33	PLATE,CATCH: WINDSHIELD INNER FRAME LOCKING HANDLE 7373326 (19207)	A	EA	2	*	*	*	*	*	6	10	137	25
P-F	5340-696-02	LEAF,BUTT HINGE: WINDSHIELD GLASS FRAME TO OUTER FRAME M3004 (70230)	A	EA	2	*	*	*	*	*	4	8	137	26
P-F	5305-350-12	SCREW,MACHINE: ADJUSTING ARM 7374809 (19207)	A	EA	8								137	27
NON-ILLUSTRATED														
P-F	2510-104-45	PANEL: FENDER,RIGHT SIDE,COMPLETE 10864585 (19207)	A	EA	1	*	*	*	*	*	4	10		
P-F	2510-107-42	PLATE,ASSEMBLY,LOUVER: 11608902 (19207)	A	EA	1	*	*	*	*	*	4	10		
P-F	2510-420-50	PANEL: FENDER SIDE 10931943 (19207)	A	EA	1	*	*	*	*	*	4	10		

TM9-2320-211-34P  
 (1) (2) (3) (4) (5) (6) (7) (8) (9) (10)  
 SMR Federal DESCRIPTION UNIT Qty 30-day DS maint 30-day GS maint 1-yr Depot Illustration  
 Code Stock Number of inc. allowance allowance alw maint per alw (a) (b)  
 Number Unit meas in Unit 100 equip100 Figure Item  
 Reference Number & Mfr. Code Usable On Code 1-20 21-5(51-10(1-20 21-5(51-10(gcy cnt- equipNo. No.

1802-FENDERS,RUNNING BOARDS,  
 WINDSHIELDS-CONTINUED

NON-ILLUSTRATED-CONTINUED

P-F	2510-740-95	BRACKET: LEFT AND RIGHT 7409535 (19207)	A	EA	4	*	*	*	*	*	*	3	5		
P-F	2510-741-34	SUPPORT, FORNT FENDER: 7413465 (19207)	A	EA	1	*	*	*	*	*	*	3	5		
P-F	2510-880-46	PANEL, ASSEMBLY: 11611574 (19207)	A	EA	1	*	*	*	*	*	*	4	10		
P-F	2510-880-46	PANEL, ASSEMBLY: 11611572 (19207)	A	EA	1	*	*	*	*	*	*	4	10		
P-F	2930-080-76	SHIELD, RUBBER, RADIATOR: 10871411 (19207)	A	EA	1	*	*	*	*	*	*	6	20		
P-F	4910-357-54	BRACKET, TOOL: 7346922 (19207)	A	EA	1	*	*	*	*	*	*	3	5		
P-F	5310-177-78	WASHER, FLAT: 10871421 (19207)	A	EA	V	*	*	*	*	*	*	6	10		
P-F	5310-595-96	NUT: 7331003 (19207)	A	EA	4	*	*	*	*	*	*	6	10		
P-F	5310-737-27	WASHER, FLAT: 7372730 (19207)	A	EA	1	*	*	*	*	*	*	6	10		
P-F	5310-062-49	NUT, SELF-LOCKING: MS21045-8 (96906)		EA,EB,FC,1A, 1B,DE,DF	EA	6	*	*	*	*	*	6	10	138	1
P-F	5305-725-41	SCREW, CAP, HEXAGON: MS90726-113 (96906)		EA,EB,FC,1A, 1B,DE,DF	EA	6	*	*	*	*	*	6	10	138	2
P-F	2510-408-46	BRACKET: SPLASH GUARD, RIGHT HAND 10883102 (19207)		EA,EB,FC,1A, 1B,DE,DF	EA	1	*	*	*	*	*	4	8	138	3
P-F	2540-408-46	BRACKET: SPLASH GUARD, LEFT HAND 10883101 (19207)		EA,EB,FC,1A, 1B,DE,DF	EA	1	*	*	*	*	*	4	8	138	3
P-F	2540-409-89	GUARD: SPLASH WHEEL 10883103 (19207)		EA,EB,FC,1A, 1B,DE,DF	EA	2	*	*	*	*	*	3	5	138	4
P-F	5310-080-60	WASHER, LOCK: MS27183-14 (96906)		EA,EB,FC,1A, 1B,DE,DF	EA	24	*	*	*	*	*	6	10	138	5
P-F	5310-982-49	NUT, SELF-LOCKING: MS21045-6 (96906)		EA,EB,FC,1A, 1B,DE,DF	EA	24	*	*	*	*	*	6	10	138	6
P-F	2510-409-40	PLATE: SPLASH GUARD SUPPORT 10883104 (19207)		EA,EB,FC,1A, 1B,DE,DF	EA	2	*	*	*	*	*	3	5	138	7
P-F	5305-269-28	SCREW, CAP, HEXAGON: MS90726-58 (96906)		EA,EB,FC,1A, 1B,DE,DF	EA	6	*	*	*	*	*	6	10	138	8
P-F	5305-269-28	SCREW, CAP, HEXAGON: MS90726-59 (96906)		EA,EB,FC,1A, 1B,DE,DF	EA	18	*	*	*	*	*	6	10	138	9

(1)	(2)	(3)	TM9-2320-211-34P									(8)	(9)	(10)
SMR Code	Federal Stock Number	DESCRIPTION	UNIT	Qty	30-day DS	maint	30-day GS	maint	1-yr	Depot	Illustration			
			of meas	inc in	allowance		allowance		alw	maint		per 100 equip	(a) Figure	
			Unit										(b) Item No.	
	Reference Number & Mfr. Code	Usable On Code		(a)	(b)	(c)	(a)	(b)	(c)	cnt-	equip	No.	No.	
				1-20	21-5(51-10(1-20	21-5(51-10(1-20	21-5(51-10(1-20	21-5(51-10(1-20	21-5(51-10(1-20	21-5(51-10(1-20	21-5(51-10(1-20	21-5(51-10(1-20	21-5(51-10(1-20	
1805-CAB FLOOR														
X2-F		FLOOR ASSEMBLY: CAB 8757619 (19207)	A	EA	1	*	*	*	*	*	*	139	1	
P-F	2510-403-09	TOE BOARD ASSEMBLY: REMOVABLE 7370250 (19207)	A	EA	1	*	*	*	*	*	*	139	2	
P-F	5306-018-64	SCREW: 186493 (50513)	A	EA	20	*	*	*	*	*	*	139	3	
P-F	2510-403-09	TUNNEL ASSEMBLY: FRONT,REMOVABLE 7370254 (19207)	A	EA	1	*	*	*	*	*	*	139	4	
P-F	2510-403-09	TUNNEL ASSEMBLY: REAR,REMOVABLE 7370252 (19207)	A	EA	1	*	*	*	*	*	*	139	5	
P-O		PLUG: TOEBOARD BUTTON 188002 (50513)	A	EA	1	*	*	*	*	*	*	139	6	
P-O		PLUG: TOEBOARD BUTTON 432449 (19207)	A	EA	1	*	*	*	*	*	*	139	7	
1806-UPHOLSTERY SEATS AND CARPETS														
P-O	2540-134-50	SEAT ASSEMBLY,VEHICLE: 7397859 (19207)	A	EA	1	*	*	*	*	*	4	10	140	1
P-O	5306-225-90	SCREW,CAP,HEXAGON: COMPANION SEAT MS9076-34 (96906)	A	EA	16	*	*	*	*	*	6	10	140	2
P-O	5310-088-05	NUT,SELF-LOCKING HEXAGON: COMPANION SEAT MS21044N5 (96906)	A	EA	16	*	*	*	*	*	6	10	140	3
P-O	2540-737-33	SEAT,INDIVIDUAL: 7373306 (19207)	A	EA	1	*	*	*	*	*	4	10	140	4
P-F	2540-737-33	CUSHION ASSEMBLY,DRIVERS: 7373308 (19207)	A	EA	1	*	*	*	*	*	10	20	140	5
P-F	2540-737-33	CUSHION ASSEMBLY DRIVERS: 7373309 (19207)	A	EA	1	*	*	*	*	*	10	20	140	6
P-F	2540-420-50	FRAME,SEAT,VEHICULAR: 7529028 (19207)	A	EA	1	*	*	*	*	*	6	10	140	7
P-F	2540-623-55	PIN,LOCKING,HANDLE: 7061289 (19207)	A	EA	2	*	*	*	*	*	6	10	140	8
P-F	5310-088-05	NUT,SELF-LOCKING,HEXAGON: MS21044N5 (96906)	A	EA	2	*	*	*	*	*	6	10	140	9
P-F	2540-513-98	HANDLE: 7061286 (19207)	A	EA	2	*	*	*	*	*	4	10	140	10
P-F	2540-567-32	SPRING,HELICAL TORSION: DRIVER'S SEAT LOCKING HANDLE 7061283 (19207)	A	EA	1	*	*	*	*	*	6	10	140	11



(1)	(2)	(3)	TM9-2320-211-34P			(4)	(5)	(6)	(7)	(8)	(9)	(10)	
SMR	Federal	DESCRIPTION	UNIT	Qty	30-day DS	maint	30-day GS	maint	1-yr	Depot	Illustration		
Code	Stock		of inc.	allowance			allowance		alw	maint			
	Number		meas in						per	alw		(a)	(b)
			Unit						100	per	Figure	Item	
					(a)	(b)	(c)	(a)	(b)	(c)	cnt-	equipNo.	No.
		Reference Number & Mfr. Code	Usable On Code		1-20	21-5(51-10(1-20	21-5(51-10(1-20	21-5(51-10(1-20	21-5(51-10(1-20	21-5(51-10(1-20	gcy		

1806-UPHOLSTERY SEATS AND CARPETS-CONTINUED

P-F	5310-081-42	WASHER, FLAT: SEAT HANDLE LOCK MS27183-12 (96906)	A	EA	1	*	*	*	*	*	*	6	10	140	12
X1		PIN: DRIVER'S SEAT LOCKING HANDLE 121222 (21450)	A		1									140	13
P-F	2540-653-67	BASE, DRIVERS SEAT: 7529008 (19207)	A	EA	1	*	*	*	*	*	*	3	5	140	14
P-F	5305-958-99	SCREW, MACHINE: MS35207-295 (96906)	A	EA	2	*	*	*	*	*	*	6	10	140	15
P-O	2540-737-33	SEAT, INDIVIDUAL: COMPANION AND CRANE OPERATOR 7373307 (19207)	A	EA	1	*	*	*	*	*	*	4	10	141	1
P-F	2510-040-20	FRAME: SEAT BACK 7529131 (19207)	A	EA	1	*	*	*	*	*	*	6	10	141	2
P-F	5310-809-40	WASHER, FLAT: MS27183-16 (96906)	A	EA	6	*	*	*	*	*	*	6	10	14	3
P-F	2540-622-77	LEG ASSEMBLY, SEAT, BACK: 7061295 (19207)	A	EA	1	*	*	*	*	*	*	4	10	141	4
P-F	5315-842-36	PIN, COTTER: BACK SEAT LEG MS24665-295 (96906)	A	EA	7	*	*	*	*	*	*	6	10	141	5
P-F	5315-696-02	PIN, STRAIGHT HEADED: BACK SEAT LEG 7373314 (19207)	A	EA	6	*	*	*	*	*	*	6	10	141	6
P-F	5310-809-40	WASHER, FLAT: MS27183-15 (96906)	A	EA	2	*	*	*	*	*	*	6	10	141	7
P-F	5305-225-84	SCREW, CAP, HEXAGON HEAD: LINK MS90725-33 (96906)	A	EA	2	*	*	*	*	*	*	6	10	141	8
P-F	2540-622-39	LINK, COMPANION, SEAT: 7061282 (19207)	A	EA	1	*	*	*	*	*	*	6	10	141	9
P-F	5310-088-05	NUT, SELF-LOCKING HEXAGON: MS21044N5 (96906)	A	EA	2	*	*	*	*	*	*	6	10	141	10
P-F	2540-420-50	FRAME, SEAT, VEHICULAR: 8757920 (19207)	A	EA	1	*	*	*	*	*	*	4	10	141	11
P-F	2540-737-33	CUSHION, SEAT, VEHICULAR: 7373312 (19207)	A	EA	1	*	*	*	*	*	*	10	20	141	12
P-F	5306-225-90	SCREW, CAP, HEXAGON: LINK MS90726-34 (96906)	A	EA	1	*	*	*	*	*	*	6	10	141	13
P-F	2540-627-59	LINK, SEATBACK: 7061290 (19207)	A	EA	1	*	*	*	*	*	*	6	10	141	14
P-F	2540-737-33	CUSHION, BACKREST: 7373311 (19207)	A	EA	2	*	*	*	*	*	*	10	20	141	15

(1)	(2)	(3)																
SMR	Federal	DESCRIPTION	UNIT	Qty	30-day DS	maint	30-day GS	maint	1-yr	Depot	Illustration							
Code	Stock		of	inc.	allowance		allowance		alw	maint								
Number			meas	in					per	alw								
			Unit						100	per	(a)	(b)						
					(a)	(b)	(c)	(a)	(b)	(c)	cnt-	equip	100	Figure	Item			
		Reference Number & Mfr. Code	Usable On Code		1-20	21-5(51-10)	1-20	21-5(51-10)	1-20	21-5(51-10)	gcy							
1806-UPHOLSTERY SEATS AND CARPETS-CONTINUED																		
NON-ILLUSTRATED																		
P-F	2540-063-47	CUSHION, SEAT, BACK, VEHICULAR: CRANE OPERATORS SEAT 10876402 (19207)	BD	EA	1	*	*	*	*	*	*	10	20					
P-F	2540-793-06	COVER, SEAT, VEHICULAR: DRIVER'S SEAT CUSHION CANVAS 7373310 (19207)	A	EA	1	*	*	*	*	*	*	10	20					
P-F	2540-693-06	COVER, SEAT, VEHICULAR: PASSENGER'S SEAT 7373313 (19207)	A	EA	1	*	*	*	*	*	*	10	20					
P-F	5305-269-32	SCREW, CAP, HEXAGON HEAD: ATTACH CRANE OPERATOR'S SEAT MS35291-59 (96906)	BD	EA	2	*	*	*	*	*	*	6	10					
P-F	5320-063-98	RIVET, SOLID: PASSENGER'S SEAT BACK FRAME (2) AND SLOTTED LINK TO PASSENGER'S SEAT BACK FRAME (1) 104279 (21450)	A	EA	3	*	*	*	*	*	*	6	10					
1808-STOWAGE BOXES																		
P-F		TOOL BOX ASSEMBLY: DUMP 8758142 (19207)	DA, DB, CC, CD	EA	1	*	*	*	*	*	*	3	142	1				
P-F		TOOL BOX ASSEMBLY: TRACTOR 8758436 (19207)	EA, EB, EC, IA, IB, DE, DF	EA	1	*	*	*	*	*	*	3	142	1				
P-F	5305-269-28	SCREW, CAP, HEXAGON: MS90726-60 (96906)	DA, DB, CC, CD	EA	6	*	*	*	*	*	*	6	10	142	2			
P-F	5310-809-40	WASHER, SELF-LOCKING: MS27183-15 (96906)	EA, EB, EC, IA, IB, DE, DF	EA	6	*	*	*	*	*	*	6	10	142	3			
P-F	5310-982-49	NUT, SELF-LOCKING: MS21045-6 (96906)	DA, DB, CC, CD	EA	6	*	*	*	*	*	*	6	10	142	4			
P-O	2540-409-88	BRACKET ASSEMBLY: PIONEER TOOL SET MS53053-1 (96906)	EA, EB, EC, IA, IB, DE, DF, BG, BH, DA, DB, CD, CC, CE, CF, CG	EA	1	*	*	*	*	*	*			143	1			
P-O	5340-753-37	STRAP: TOOL HOLD DOWN 8690463 (19207)	EA, EB, EC, IA, IB, DE, DF, BG, BH, DA, DB, CD, CC, CE, CF, CG	EA	2	*	*	*	*	*	*	6	10	143	2			

(1)	(2)	(3)	TM9-2320-211-34P			(7)	(8)	(9)	(10)						
SMR Code	Federal Stock Number	DESCRIPTION	UNIT of meas	Qty inc	30-day allowance	DS maint	30-day allowance	GS maint	1-yr alw	Depot alw	Illustration	(a)	(b)		
		Reference Number & Mfr. Code	Usable	On	Code	(a)	(b)	(c)	(a)	(b)	(c)	cnt-	equip	Figure	Item
						1-20	21-5	(51-10)	1-20	21-5	(51-10)	gcy	No.	No.	
1808-STOWAGE BOXES-CONTINUED															
P-O	5340-082-17	STRAP: TOOL HOLD DOWN 8690466 (19207)	EA	1	*	*	*	*	*	*	*	6	10	143	3
X2-O		BRACKET: PIONEER TOOL BRACKET MOUNTING SUPPORT, UP- PER 10938498 (19207)	EA	1	*	*	*	*	*	*	*			144	1
P-O	2590-925-80	BRACKET: PIONEER TOOL BRACKET MOUNTING SUPPORT, LOWER 10938489 (19207)	EA	1	*	*	*	*	*	*	*	3	5	144	1
P-O	5305-269-28	SCREW,CAP,HEXAGON: MS90726-59 (96906)	EA	6	*	*	*	*	*	*	*	6	10	144	2
P-O	5310-982-49	NUT,SELF-LOCKING: MS21045-6 (96906)	EA	8	*	*	*	*	*	*	*	6	10	144	3
P-O	5310-809-40	WASHER,SELF-LOCKING: MS21783-15 (96906)	EA	2	*	*	*	*	*	*	*	6	10	144	4
X2-F		BRACKET: REINFORCING PIONEER BRACKET FRONT 8758434 (19207)	EA	1	*	*	*	*	*	*	*			145	1
X2-F		BRACKET: REINFORCING PIONEER BRACKET,REAR 8758435 (19207)	EA	1	*	*	*	*	*	*	*			145	1
P-F	5305-269-28	SCREW,CAP,HEXAGON: MS90726-60 (96906)	EA	6	*	*	*	*	*	*	*	6	10	145	2
P-F	5310-982-49	NUT,SELF-LOCKING: MS21045-6 (96906)	EA	6	*	*	*	*	*	*	*	6	10	145	3
P-F	2510-459-31	HANGER: TOOL BOX MOUTING 10871458 (19207)	EA	2	*	*	*	*	*	*	*	3	5	146	1
P-F	5305-725-41	SCREW,CAP,HEXAGON: MS90726-113 (96906)	EA	8	*	*	*	*	*	*	*	6	10	146	2
P-F	5310-982-49	NUT,SELF-LOCKING: MS21045-9 (96906)	EA	8	*	*	*	*	*	*	*	6	10	146	3
P-F		FRAME ASSEMBLY: TOOL BOX REINFORCING 10871456 (19207)	EA	1	*	*	*	*	*	*	*	3	5	146	4

(1)	(2)	(3)	TM9-2320-211-34P			(7)	(8)	(9)	(10)	
SMR Code	Federal Stock Number	DESCRIPTION	UNIT	Qty	30-day DS	maint allowance	30-day GS	maint allowance	1-yr Depot	Illustration
			meas in	inc.					alw	
			Unit						per 100 equip	alw (a) Figure
				(a)	(b)	(c)	(a)	(b)	(c)	(b) Item No.
	Reference Number & Mfr. Code	Usable On Code		1-20	21-5(51-10)	(1-20	21-5(51-10)	(1-20	21-5(51-10)	gcy
1808-STOWAGE BOXES-CONTINUED										
P-F	2540-472-16	TOOL BOX ASSEMBLY: 10871462 (19207)	CA,CB,FA,FB,EA	1	*	*	*	*	*	3 146 5
P-F	5306-226-91	SCREW,CAP,HEXAGON: PHANTOM HANGER MS90726-51 (96906)	CA,CB,FA,FB,EA	4	*	*	*	*	*	6 10 146 6
P-F	5310-809-40	WASHER,SELF-LOCKING: MS27183-15 (96906)	CA,CB,FA,FB,EA	4	*	*	*	*	*	6 10 146 7
X2-F		BOX ASSEMBLY: TOOL 8902-32-1 (81336)	CA	EA	1	*	*	*	*	147 1
P-F	5305-761-42	SCREW,CAP,HEXAGON: MS90726-111 (96906)	CA	EA	6	*	*	*	*	6 10 147 2
P-F	5310-584-52	WASHER,SELF-LOCKING: MS35338-48 (96906)	CA	EA	6	*	*	*	*	6 10 147 3
P-F	5310-732-05	NUT,PLAIN,HEXAGON: MS51968-14 (96906)	CA	EA	6	*	*	*	*	6 10 147 4
X2-F		DOOR: TOOL BOX 8902-23-1 (81336)	CA	EA	1	*	*	*	*	147 5
P-F	5340-374-33	LATCH: TOOL BOX DOOR 8175-1-2 (81336)	CA	EA	2	*	*	*	*	4 8 147 6
P-O		SNAP AND CHAIN: TOOL BOX DOOR 8175-1-3 (31313)	CA	EA	2	*	*	*	*	4 8 147 7
P-O	5305-984-62	SCREW,MACHINE: MS35206-264 (96906)	CA	EA	2	*	*	*	*	6 10 147 8
P-O	5310-186-74	WASHER,SELF-LOCKING: MS35337-24 (96906)	CA	EA	2	*	*	*	*	6 10 147 9
P-O	5310-012-03	NUT: PLAIN,HEXAGON MS35649-102 (96906)	CA	EA	2	*	*	*	*	6 10 147 10
P2-F	5340-408-89	HINGE: TOOL BOX DOOR 8175-1-1 (81336)	CA	EA	3	*	*	*	*	4 8 147 11
P2-F	5305-269-28	SCREW,CAP,HEXAGON: MS90726-62 (96906)	CA	EA	6	*	*	*	*	6 10 147 12
P2-F	5310-637-95	WASHER: MS35336-46 (96906)	CA	EA	6	*	*	*	*	6 10 147 13
P2-F	5310-732-05	NUT: PLAIN,HEXAGON MS51968-8 (96906)	CA	EA	6	*	*	*	*	6 10 147 14
X2-F		SHAFT: TOOL BOX DOOR HINGE 8902-33-5 (81336)	CA	EA	1	*	*	*	*	147 15

(1)	(2)	(3)	TM9-2320-211-34P			(7)	(8)	(9)	(10)					
SMR Code	Federal Stock Number	DESCRIPTION	UNIT	Qty	30-day DS	30-day GS	maint allowance	maint allowance	1-yr alw	Depot alw	Illustration			
			meas in Unit						per 100 equip	per 100 equip	(a) Figure	(b) Item No.		
		Reference Number & Mfr. Code	Usable On Code		(a) 1-20	(b) 21-50	(c) 51-100	(a) 1-20	(b) 21-50	(c) 51-100	gcy			
		1810-CARGO AND DUMP BODY												
P-O	2510-409-40	ROLLER ASSEMBLY, TAILBOARD: 8902-15-1 (81336)	BE, DC	EA	1	*	*	*	*	*	8	10	148	1
P-F	5305-269-32	SCREW, CAP, HEXAGON HEAD: MS90725-60 (96906)		EA	12	*	*	*	*	*	6	10	148	2
P-F	5310-637-95	WASHER, LOCK: BEARING CAP MS35338-46 (96906)		EA	12	*	*	*	*	*	6	10	148	3
P-F	4730-050-42	FITTING, LUBRICATION: GREASE CAP M1503-1 (96906)		EA	2	*	*	*	*	*	8	10	148	4
P-D	2510-377-48	CAP, BEARING: 8902-16-3 (81336)		EA	2	*	*	*	*	*	6	10	148	5
P-F	2510-321-99	SHIM, BEARING CAP: 8902-16-4 (81336)		EA	8	*	*	*	*	*	6	10	148	6
P-F	2510-024-19	SHIM, BEARING CAP: 8902-16-5 (81336)		EA	4	*	*	*	*	*	6	10	148	7
P-F	5310-012-15	WASHER, LOCK: BEARING SUPPORT MS35338-31 (96906)		EA	8	*	*	*	*	*	6	10	148	8
P-F	5310-763-89	NUT PLAIN, HEXAGON: BEARING SUPPORT MS51968-20 (96906)		EA	6	*	*	*	*	*	6	10	148	9
P-F	5305-725-41	SCREW, CAP, HEXAGON HEAD: MS90726-164 (96906)		EA	6	*	*	*	*	*	6	10	148	10
P-F	2510-377-48	SUPPORT, BEARING: RIGHT HAND SIDE 8902-16-2 (81336)		EA	1	*	*	*	*	*	4	10	148	11
P-F	2510-738-13	SUPPORT, BEARING: LEFT HAND SIDE 8902-16-1 (81336)		EA	1	*	*	*	*	*	4	10	148	11
P-F	5305-727-56	SCREW, CAP, HEXAGON HEAD: BEARING SUPPORT MS90726-162 (96906)		EA	2	*	*	*	*	*	6	10	148	12
X1		BEARING, ROLLER: MS17133-1 (96906)			2								148	13
P-F	5330-291-75	SEAL, ROLLER BEARING: 500169 (19207)		EA	2	*	*	*	*	*	8	10	148	14
P-F	2510-409-40	ROLLER, TAIL BOARD: 8902-17-1 (81336)		EA	1	*	*	*	*	*	4	8	148	15
P-F	2540-740-92	CHAIN, TAILGATE: 7409215 (19207)	AH	EA	2	*	*	*	*	*	4	10	149	1
P-F	3030-165-55	HOOK, GRAB: CARGO TAILGATE		EA	2	*	*	*	*	*	4	10	149	2
P-F	4010-149-55	CHAIN, WELDED: CARGO TAILGATE		FT	V	*	*	*	*	*	4	10	149	3
P-F	5340-333-60	CLIP: CUSHION AND SCAR COVER 582947 (21450)		EA	4	*	*	*	*	*	6	10	149	4
P-F	8305-170-49	DUCK: TAIL GATE CHAIN		FT	V	*	*	*	*	*	10	20	149	5

(1)	(2)	(3)	TM9-2320-211-34P			(4)	(5)	(6)	(7)	(8)	(9)	(10)	
SMR Code	Federal Stock	DESCRIPTION	UNIT	Qty	30-day DS	maint	30-day GS	maint	1-yr	Depot	Illustration		
Code	Number		meas	inc	allowance		allowance		alw	maint			
			in	Unit					per	alw		(b)	
					(a)	(b)	(c)	(a)	(b)	(c)	cnt-	equipNo.	Figure
		Reference Number & Mfr. Code	Usable On Code		1-20	21-5	51-10	1-20	21-5	51-10	gcy		Item No.

1810-CARGO AND DUMP BODY-CONTINUED

P-F	5305-988-17	SCREW,MACHINE: MS35206-280 (96906)	AH	EA	6	*	*	*	*	*	*	6	10	149	6
X2-F		BRACKET: 8758168 (19207)	AH	EA	1	*	*	*	*	*	*			149	7
P-F	5310-595-96	NUT,DOUBLE BALLSEAL: SPARE WHEEL CLAMP 7331003 (19207)	AH	EA	2	*	*	*	*	*	*	6	10	149	8
X2-F		PIN: 137218 (21450)	AH	EA	2	*	*	*	*	*	*			149	9
P-F	5315-128-20	PIN,STRAIGHT,HEADLESS: BRACE MS51932-181 (96906)	AH	EA	1	*	*	*	*	*	*	6	10	149	10
P-F	2510-740-95	BRACE,SUPPORT: 7409534 (19207)	AH	EA	2	*	*	*	*	*	*	3	5	149	11
P-F	2590-627-83	STUD,SPARE WHEEL CARRIER: 7044643 (19207)	AH	EA	2	*	*	*	*	*	*	6	10	149	12
P-F	5310-061-46	NUT,SELF-LOCKING HEXAGON: MS51943-31 (96906)	AH	EA	8	*	*	*	*	*	*	6	10	149	13
P-F	2510-434-54	COVER,ACCESS: CARGO BODY 7397999 (19207)	AH	EA	1	*	*	*	*	*	*	6	10	149	14
P-F	9905-202-36	REFLECTOR,INDICATING: MS35387-2 (96906)	AH	EA	4	*	*	*	*	*	*	10	20	149	15
P-F	5310-209-07	WASHER,LOCK: MS35335-33 (96906)	AH	EA	6	*	*	*	*	*	*	6	10	149	16
P-F	5305-016-95	SCREW,TAPPING,THREAD: 169554 (21450)	AH	EA	4	*	*	*	*	*	*	6	10	149	17
X2-F		BRACKET: 8758101	AH	EA	2	*	*	*	*	*	*			149	18
P-F	5305-988-17	SCREW,MACHINE: MS35206-281 (96906)	AH	EA	1	*	*	*	*	*	*	6	10	149	19
P-F	5305-988-17	SCREW,MACHINE: MS35206-283 (96906)	AH	EA	2	*	*	*	*	*	*	6	10	149	20
X2-F		BRACKET: 8758164 (21450)	AH	EA	1	*	*	*	*	*	*	6	10	149	21
P-F		RIVET: 106898 (21450)	AH	EA	14	*	*	*	*	*	*			149	22
P-F	2540-456-10	HOOK,LASHING: 587499 (21450)	AH	EA	14	*	*	*	*	*	*	6	10	149	23
P-F	2540-179-57	GUARD,SPLASH,WHEEL: 8758151 (19207)	AH	EA	2	*	*	*	*	*	*	6	10	149	24
P-F	5305-269-28	SCREW,CAP,HEXAGON: MS90726-60 (96906)	AH	EA	10	*	*	*	*	*	*	6	10	149	25

(1)	(2)	(3)	TM9-2320-211-34P			(4)	(5)	(6)	(7)	(8)	(9)	(10)	
SMR Code	Federal Stock	DESCRIPTION	UNIT	Qty	30-day DS	maint	30-day GS	maint	1-yr	Depot	Illustration		
Code	Number		meas	inc.	allowance		allowance		alw	maint			
			in	Unit					per	alw		(b)	
					(a)	(b)	(c)	(a)	(b)	(c)	cnt-	equipNo.	Item No.
		Reference Number & Mfr. Code	Usable On Code		1-20	21-5	51-10	1-20	21-5	51-10	gcy		
1810-CARGO AND DUMP BODY-CONTINUED													
P-F	5310-950-00	NUT, SELF-LOCKING, HEXAGON: MS21044N6 (96906)	AH	EA	8	*	*	*	*	*	*	6	10 149 26
X1		BRACKET: 10871220 (19207)	AH		2								149 27
P-F	2540-857-63	GUARD, SPLASH, WHEEL: 8758160 (19207)	AH	EA	4	*	*	*	*	*	*	8	10 149 28
P-F	2510-221-48	SUPPORT, SPLASH GUARD: 8758150 (19207)	AH	EA	2	*	*	*	*	*	*	3	5 149 29
P-F	5305-269-28	SCREW, CAP, HEXAGON HEAD: MS90726-64 (96906)	AH	EA		*	*	*	*	*	*	6	10 149 30
P-F	2540-715-74	GUARD, SPLASH WHEEL: 8758157 (19207)	AH	EA	2	*	*	*	*	*	*	8	10 149 31
X2-F		BRACKET: 7372775 (19207)	AH	EA	2	*	*	*	*	*	*		149 32
P-F	9905-205-27	REFLECTOR, INDICATING: MS35387-1 (96906)	AH	EA	2	*	*	*	*	*	*	8	20 149 33
P-F	2510-498-23	TAILGATE, VEHICLE BODY: 8758038 (19207)	AH	EA	1	*	*	*	*	*	*	4	10 149 34
P-F	5315-950-61	PIN, STRAIGHT, HEADLESS: TAILGATE TO CARGO BODY 583594 (21450)	AH	EA	2	*	*	*	*	*	*	4	10 149 35
P-F	5310-823-88	WASHER, FLAT: TAILGATE PIN MS27183-21 (96906)	AH	EA	2	*	*	*	*	*	*	6	10 149 36
P-F	5315-839-58	PIN, COTTER: TAILGATE PIN MS24665-353 (96906)	AH	EA	2	*	*	*	*	*	*	6	10 149 37
P-F	2510-040-22	TAILGATE ASSEMBLY: 7409217 (19207)	AH	EA	1	*	*	*	*	*	*	8	10 149 38
P-F	5310-877-57	NUT, SELF-LOCKING, HEXAGON: MS21044N8 (96906)	AH	EA	4	*	*	*	*	*	*	6	10 149 39
P-F	5305-761-42	SCREW, CAP, HEXAGON HEAD: MS90726-111 (96906)	AH	EA	4	*	*	*	*	*	*	6	10 149 40
P-F	2510-119-39	STEP, TAILGATE: 7064165 (19207)	AH	EA	2	*	*	*	*	*	*	4	10 149 41
P-F	4010-165-55	LINK, CHAIN: TAILGATE CHAIN	AH	EA	2	*	*	*	*	*	*	4	10 149 42
X2-F		BRACKET, CHAIN: LEFT HAND 8758121 (19207)	AH	EA	1	*	*	*	*	*	*		149 43
X2-F		BRACKET, CHAIN: RIGHT HAND 8758122 (19207)	AH	EA	1	*	*	*	*	*	*		149 43
P-F	2510-465-16	BODY, CARGO TRUCK: 8758097 (19207)	AH	EA	1	*	*	*	*	*	*	2	5 149 44
X2-F		SCREW, MACHINE: COVER 125966 (21450)	AH	EA	2	*	*	*	*	*	*		149 45

(1)	(2)	(3)	TM9-2320-211-34P			(4)	(5)	(6)	(7)	(8)	(9)	(10)
SMR Code	Federal Stock Number	DESCRIPTION	UNIT	Qty	30-day DS	maint	30-day GS	maint	1-yr Depot	Illustration		
				of inc. meas in Unit	allowance		allowance		alw per 100 equip	maint	(a) Figure	(b) Item No.
		Reference Number & Mfr. Code	Usable On Code		(a)	(b)	(c)	(a)	(b)	(c)	cnt-	equipNo.
					1-20	21-5(51-10(1-20	21-5(51-10(1-20	21-5(51-10(1-20	21-5(51-10(1-20	21-5(51-10(1-20	gcy	
1810-CARGO AND DUMP BODY-CONTINUED												
X2-F		COVER: 7372775 (19207)	AH	EA	2	*	*	*	*	*		149 46
P-F	5305-269-28	SCREW,CAP,HEXAGON HEAD: SPLASH SUPPORT MS90726-62 (96906)	AH	EA	6	*	*	*	*	*	6	10 149 47
P-F	5305-269-28	SCREW,CAP,HEXAGON HEAD: SPLASH SUPPORT MS90726-61 (96906)	AH	EA	4	*	*	*	*	*	6	10 149 48
X2-F		BRACE: 8758149 (19207)	AH	EA	4	*	*	*	*	*		149 49
P-F	5305-269-28	SCREW,CAP,HEXAGON HEAD: COVER LAMP MS90726-59 (96906)	AH	EA	4	*	*	*	*	*	6	10 149 50
P-F	2540-930-31	BOW ASSEMBLY: 10937878 (19207)	AH	EA	6	*	*	*	*	*	6	10 150 1
P-F	2510-505-67	BOW: 540406 (21450)		EA	12	*	*	*	*	*	6	10 150 2
P-F	2540-351-01	CORNER,BOW: 540404 (21450)		EA	12	*	*	*	*	*	6	10 150 3
P-F	2510-505-67	BOW,VEHICULAR TOP: 540411 (21450)		EA	6	*	*	*	*	*	6	10 150 4
P-F		SCREW,MACHINE: STRAP TO BOW CORNER MS35206-88 (96906)		EA	6	*	*	*	*	*	6	10 150 5
P-F	5340-571-38	STRAP,LEATHER: 545558 (21450)		EA	10	*	*	*	*	*	8	10 150 6
P-F	2540-930-27	STRAP,WEBBING: 10937881 (19207)		EA	10	*	*	*	*	*	8	10 150 6
P-F	2510-179-70	BACK AND SEAT ASSEMBLY: LEFT HAND 8758124 (19207)	AH	EA	1	*	*	*	*	*	2	5 151 1
P-F	2510-179-57	RACK AND SEAT ASSEMBLY: RIGHT HAND 8758138 (19207)	AH	EA	1	*	*	*	*	*	2	5 151 1
P-F	2540-177-78	RACK AND SEAT ASSEMBLY: 8758128 (19207)		EA	2	*	*	*	*	*	2	5 151 2
P-F	2510-860-05	SIDE RACK, VEHICLE BODY: LEFT SIDE 10899201 (19207)		EA	1	*	*	*	*	*	2	5 151 2
P-F	2510-860-05	SIDE RACK, VEHICLE BODY: RIGHT SIDE 10899202 (19207)		EA	1	*	*	*	*	*	2	5 151 2



(1)	(2)	(3)	TM9-2320-211-34P			(4)	(5)	(6)	(7)	(8)	(9)	(10)		
SMR Code	Federal Stock Number	DESCRIPTION	UNIT of meas	Qty in Unit	30-day allowance	DS maint	30-day allowance	GS maint	1-yr alw	Depot alw	Illustration			
		Reference Number & Mfr. Code	Usable	On Code	(a) 1-20	(b) 21-50	(c) (51-101)	(a) 1-20	(b) 21-50	(c) (51-101)	per 100 equip	alw per 100 equip	(a) Figure No.	(b) Item No.
P-F	5306-911-50	1810-CARGO AND DUMP BODY-CONTINUED BOLT,MACHINE: UPPER RACK BOARD MS35751-42 (96906)	EA	20	*	*	*	*	*	*	6	10	151	3
P-F	2510-177-78	BOARD,RACK AND SEAT: UPPER 8758137 (19207)	EA	2	*	*	*	*	*	*	6	10	151	4
P-F		BOLT,MACHINE: LOWER RACK AND SEAT BOARD MS35208-88 (96906)	EA	24	*	*	*	*	*	*	6	10	151	5
P-F	5310-081-42	WASHER, FLAT: LOWER RACK AND SEAT BOARD MS27183-12(96906)	EA	24	*	*	*	*	*	*	6	10	151	6
X1		BOARD, RACK AND SEAT: 8758136 (19207)		2									151	7
P-F	2510-737-27	CLAMP: RACK TO SUPPORTS 7372788 +9(19207)	EA	4	*	*	*	*	*	*	4	10	151	8
P-F	2510-177-79	TUBE,BOW STAKE REAR: 8758129 (19207)	EA	2	*	*	*	*	*	*	4	8	151	9
P-F	5315-737-01	PIN,STRAIGHT HEADED: BOW STAKE REAR TUBE 2013991 (24076)	EA	10	*	*	*	*	*	*	4	8	151	10
X1		PIN,COTTER: 121222 (21450)		10									151	11
P-F	5310-880-77	NUT,PLAIN,HEXAGON: MS51967-5 (96906)	EA	24	*	*	*	*	*	*	6	10	151	12
P-F	2510-106-22	POCKET,BOW: 7370384 (19207)	EA	8	*	*	*	*	*	*	4	8	151	13
X1		STAKE: 8758132 (19207)		2									151	14
P-F	2540-179-70	SEAT,TROOP,SIDE RACK: 8758125 (19207)	EA	2	*	*	*	*	*	*	3	5	151	15
P-F	2540-860-05	SEAT,TROOP SIDE RACK:LEFT SIDE 10899217(19207)	EA	1	*	*	*	*	*	*	2	5	151	15
P-F	2540-860-05	SEAT,TROOP,SIDE RACK: RIGHT SIDE 10899218(19207)	EA	1	*	*	*	*	*	*	2	5	151	15
P-F	5306-753-69	BOLT,SQUARE NECK: MS35751-43 (96906)	EA	28	*	*	*	*	*	*	6	10	151	16
P-F	2510-654-46	BOARD,SEAT RACK: INNER 8758127 (19207)	EA	4	*	*	*	*	*	*	2	5	151	17
P-F	2540-177-91	BOARD,SEAT,LEFT,OUTER: 8758126 (19207)	EA	4	*	*	*	*	*	*	2	5	151	18
P-F	2540-622-77	ANGLE,SEAT,TROOP: 7370149 (19207)	EA	2	*	*	*	*	*	*	2	5	181	19

(1)	(2)	(3)													
SMR	Federal	DESCRIPTION	UNIT	Qty	30-day DS	maint	30-day GS	maint	1-yr	Depot	Illustration				
Code	Stock		of	inc.	allowance		allowance		alw	maint					
	Number		meas	in					per	alw					
				Unit					100	per	(a)	(b)			
					(a)	(b)	(c)	(a)	(b)	(c)	cnt-	equip	100	Figure	(b)
		Reference Number & Mfr. Code	Usable On Code		1-20	21-5	(51-10)	(1-20	21-5	(51-10)	gcy				
		1810-CARGO AND DUMP BODY-CONTINUED													
P-F	5305-984-56	SCREW,MACHINE: SEAT CUSHION SUPPORT MS35206-296 (96906)	EA	8	*	*	*	*	*	*	6	10	151	20	
P-F	2540-592-18	SUPPORT,SEAT CUSHION: 7061093(19207)	EA	12	*	*	*	*	*	*	3	5	151	21	
P-F	2540-521-61	HINGE,LEAF,BODY SIDE: 7061094 (19207)	EA	12	*	*	*	*	*	*	3	5	151	22	
P-F	2540-737-27	LEG: 7372790 (19207)	EA	2	*	*	*	*	*	*	3	5	151	23	
P-F	5310-950-00	NUT,SELF-LOCKING HEXAGON: SEAT CUSHION SUPPORT MS21044N6 (96906)	EA	48	*	*	*	*	*	*	6	10	151	24	
P-F	5305-269-28	SCREW,CAP,HEXAGON HEAD: SEAT CUSHION SUPPORT MS90726-68 (96906)	EA	48	*	*	*	*	*	*	6	10	151	25	
P-F	5306-012-02	BOLT,SQUARE NECK:INNER SEAT BOARD MS35751-44 (96906)	EA	24	*	*	*	*	*	*	6	10	151	26	
P-F	2510-654-46	GATE: 8758064 (19207)	AH	EA	2	*	*	*	*	*	2	5	151	27	
P-F	2540-857-27	RACK,FRONT: 8758082(19207)	AH	EA	1	*	*	*	*	*	2	5	151	28	
P-F	2510-377-48	COMPARTMENT ASSEMBLY, LADDER: 8902-34-1 (81336)	BE,DC	EA	1	*	*	*	*	*	2	5	152	1	
P-F	5310-012-03	NUT,PLAIN,HEXAGON:COMPARTMENT DOOR LATCH MS35649-102 (96906)	BE,DC	EA	2	*	*	*	*	*	6	10	152	2	
P-F	5310-045-32	WASHER,FLAT: MS35338-43(96906)	BE,DC	EA	2	*	*	*	*	*	6	10	152	3	
X2-F		DOOR,LADDER COMPARTMENT 8902-34-4 (81336)	BE,DC	EA	1	*	*	*	*	*			152	4	
X2-F		SNAP AND CHAIN: COMPARTMENT DOOR LATCH 8175-1-3 (81336)	BE,DC	EA	1	*	*	*	*	*			152	5	
P-F	5305-984-62	SCREW,CAP,HEXAGON HEAD: SNAP AND CHAIN MS35206-264 (96906)	BE,DC	EA	2	*	*	*	*	*	6	10	152	6	
P-F	5340-374-33	LATCH: COMPARTMENT DOOR 8175-1-2 (81336)	BE,DC	EA	1	*	*	*	*	*	4	5	152	7	
X2-F		SHAFT: DOOR HINGE 8902-3-34-3 (81336)	BE,DC	EA	1	*	*	*	*	*			152	8	

(1)	(2)	(3)	TM9-2320-211-34P									(8)	(9)	(10)	
SMR Code	Federal Stock Number	DESCRIPTION	UNIT	Qty	30-day DS	maint	30-day GS	maint	1-yr	Depot	Illustration				
			meas	inc	allowance		allowance		alw	maint					
			in						per	alw		(a)	(b)		
			Unit						100	per	equip	Figure	Item		
									cnt-	equip	No.	No.	No.		
		Reference Number & Mfr. Code	Usable	On	Code	(a)	(b)	(c)	(a)	(b)	(c)				
						1-20	21-5	51-10	1-20	21-5	51-10	gcy			
		1810-CARGO AND DUMP BODY-CONTINUED													
P-F	5305-269-28	SCREW,CAP,HEXAGON HEAD:HINGE MS90726-62 (96906)	BE,DC	EA	4	*	*	*	*	*	*	6	10	152	9
P-F	5340-408-89	HINGE:COMPARTMENT DOOR 8175-1-1 (81336)	BE,DC	EA	2	*	*	*	*	*	*	3	5	152	10
P-F	5310-637-95	WASHER,FLAT: MS35338-46 (96906)	BE,DC	EA	4	*	*	*	*	*	*	6	10	152	11
P-F	5310-732-05	NUT,PLAIN,HEXAGON: HINGE MS51968-8 (96906)	BE,DC	EA	4	*	*	*	*	*	*	6	10	152	12
P-F	2540-377-48	LADDER ASSEMBLY: 8902-35-1 (81336)	BE,DC	EA	2	*	*	*	*	*	*	3	5	152	13
P-F	2510-377-48	ARM,SIDE RACK LOCK:SHAFT 8902-29-3 (81336)	BE,DC	EA	18	*	*	*	*	*	*	4	8	153	1
P-F	2510-377-48	LATCH: SHAFT ARM 8902-29-2 (81336)	BE,DC	EA	18	*	*	*	*	*	*	4	5	153	2
X2-F		PIN: LOCK,LEVER 8902-31-7 (81336)	BE,DC	EA	18	*	*	*	*	*	*			153	3
X2-F		PIN: 8902-31-6 (81336)	BE,DC	EA	18	*	*	*	*	*	*			153	4
P-F	5315-325-43	PIN ASSEMBLY: 8902-25-10 (81336)	BE,DC	EA	6	*	*	*	*	*	*	4	8	153	5
P-F	5315-353-06	HOOK,S: 8902-29-4 (81336)		EA	6	*	*	*	*	*	*	4	8	153	6
P-F	2510-377-48	LEVER,SIDE RACK LOCK: 8902-29-1(81336)	BE,DC	EA	6	*	*	*	*	*	*	3	5	153	7
P-F	2510-377-48	LATCH: SHAFT ARM 8902-29-2 (81336)	BE,DC	EA	18	*	*	*	*	*	*	4	5	153	8
P-F	2510-422-19	SHAFT ASSEMBLY: 8902-30-3 (81336)	BE,DC	EA	1	*	*	*	*	*	*	2	5	153	9
P-F	2510-422-19	SHAFT ASSEMBLY: 8902-30-4 (81336)	BE,DC	EA	1	*	*	*	*	*	*	2	5	153	9
P-F	2510-422-19	SHAFT ASSEMBLY: 8902-30-5 (81336)	BE,DC	EA	1	*	*	*	*	*	*	2	5	153	9
P-F	2510-422-19	SHAFT ASSEMBLY: 8902-30-6 (81336)	BE,DC	EA	1	*	*	*	*	*	*	2	5	153	9
P-F	2510-377-48	SHAFT: 8902-31-1 (81336)		EA	4	*	*	*	*	*	*	2	5	153	10
P-F	2510-377-48	COUPLING: 8902-31-5 (81336)		EA	3	*	*	*	*	*	*	2	5	153	11
P-F	2510-377-48	SHAFT: 8902-31-2 (81336)		EA	4	*	*	*	*	*	*	2	5	153	12

(1)	(2)	(3)		TM9-2320-211-34P									(8)	(9)	(10)
SMR	Federal	DESCRIPTION	UNIT	Qty	30-day DS	maint	30-day GS	maint	1-yr	Depot	Illustration				
Code	Stock		of inc.	allowance		allowance			alw	maint		per	alw	(a)	
	Number		meas in						100	per	(a)	100	per	(a)	
			Unit						equip	100	Figure		equip	Figure	
		Reference Number & Mfr. Code	Usable On Code	(a)	(b)	(c)	(a)	(b)	(c)	cnt-	equip	No.		(b)	
				1-20	21-5	(51-10)	1-20	21-5	(51-10)	(gcy)		No.		No.	
		1810-CARGO AMD DUMP BODY-CONTINUED													
P-F	2510-377-48	SHAFT:	EA	4	*	*	*	*	*	*	2	5	153	13	
		8902-31-4 (81336)													
P-F	5315-825-37	PIN:	EA	34	*	*	*	*	*	*	6	10	153	14	
		MS35671-58 (96906)													
P-F	5315-471-32	KEY, WOODRUFF: LOCK LEVER SHAFT	EA	6	*	*	*	*	*	*	6	10	153	15	
		8902-24-15 (81336)													
P-F	5305-207-45	SCREW, MACHINE: LOCK LEVER	BE, DC	EA	6	*	*	*	*	*	6	10	153	16	
P-F	5310-012-03	WASHER, PLAIN: LOCK LEVER	BE, DC	EA	6	*	*	*	*	*	6	10	153	17	
P-F	5315-087-28	PIN: LATCH	BE, DC	EA	18	*	*	*	*	*			153	18	
X2-F		BODY AND HOIST ASSEMBLY: DUMP	AK	EA	1	*	*	*	*	*			154	1	
		116088806 (19207)													
X2-F		PIN:	AK	EA	4	*	*	*	*	*			154	2	
		8758706 (19207)													
X2-F		PIN:	AK	EA	4	*	*	*	*	*			154	3	
		MS35627-44 (96906)													
P-F	2510-177-78	WING, TAILGATE, DUMP, BODY:	AK	EA	1	*	*	*	*	*	2	5	154	4	
		RIGHT HAND													
		8758628 (19207)													
P-F	2510-762-45	WING, TAILGATE DUMP BODY:	AK	EA	1	*	*	*	*	*	2	5	154	4	
		LEFT HAND													
		8758629 (19207)													
X2-F		BRACKET: HINGE SWIVEL BODY	AK	EA	2	*	*	*	*	*			154	5	
		8758705 (19207)													
P-F	5305-269-28	SCREW, CAP, HEXAGON HEAD:	AK	EA	2	*	*	*	*	*	6	10	154	6	
		MS90726-74 (96906)													
P-F	5305-725-41	SCREW, CAP, HEXAGON HEAD:	AK	EA	12	*	*	*	*	*	6	10	154	7	
		MS90726-164 (96906)													
P-F	5315-740-90	PIN: HINGE BRACKET	AK	EA	2	*	*	*	*	*	6	10	154	8	
		74090945 (19207)													
P-F	4730-050-42	FITTING, LUBRICATION: HINGE	AK	EA	2	*	*	*	*	*	6	10	154	9	
		BRACKET PIN													
		MS15003-1 (96906)													
P-F	5310-982-49	NUT, SELF-LOCKING:	AK	EA	2	*	*	*	*	*	6	10	154	10	
		MS21045-6 (96906)													
P-F	5305-725-41	SCREW, CAP, HEXAGON HEAD:	AK	EA	8	*	*	*	*	*	6	10	154	11	
		MS90726-163 (96906)													
P-F	5310-982-50	NUT, SELF-LOCKING:	AK	EA	8	*	*	*	*	*	6	10	154	12	
		MS21045-10 (96906)													
P-F	5315-013-72	PIN:	AK	EA	4	*	*	*	*	*	6	10	154	13	
		MS24665-423 (96906)													

(1)	(2)	(3)	TM9-2320-211-34P			(4)	(5)	(6)	(7)	(8)	(9)	(10)			
SMR Code	Federal Stock	DESCRIPTION	UNIT	Qty	30-day DS	maint	30-day GS	maint	1-yr	Depot	Illustration				
Code	Stock		of	inc.	allowance		allowance		alw	maint					
	Number		meas	in					per	alw		(a)	(b)		
			Unit						100	per	equip	Figure	Item		
		Reference Number & Mfr. Code	Usable On Code	(a)	(b)	(c)	(a)	(b)	(c)	cnt-	equip	No.	No.		
				1-20	21-5	(51-10)	1-20	21-5	(51-10)	(gcy)					
1810-CARGO AND DUMP BODY-CONTINUED															
P-F	5310-813-04	NUT: MS35692-1225 (96906)	AK	EA	4	*	*	*	*	*	*	6	10	154	14
P-F	5310-809-85	WASHER, FLAT MS27182-23 (96906)	AK	EA	4	*	*	*	*	*	*	6	10	154	15
X2-F		SILL, WOOD: 11608809 (19207)	AK	EA	2	*	*	*	*	*	*			154	16
P-F	5360-411-25	SPRING: 7409029 (19207)	AK	EA	4	*	*	*	*	*	*	4	8	154	17
P-F	5340-489-03	KEEPER: 7409030 (19207)	AK	EA	8	*	*	*	*	*	*	4	8	154	18
X2-F		SCREW, MACHINE: 8758719 (19207)	AK	EA	4	*	*	*	*	*	*			154	19
P-F	2510-408-24	SHIELD, ASSEMBLY: DUMP TRUCK CAB 8758667 (19207)	AK	EA	1	*	*	*	*	*	*	2		155	1
P-F	5305-725-41	SCREW, CAP, HEXAGON: MS90726-113 (96906)	AK	EA	8	*	*	*	*	*	*	6	10	155	2
P-F	5305-716-81	SCREW, CAP, HEXAGON: MS90726-124 (96906)	AK	EA	2	*	*	*	*	*	*	6	10	155	3
P-F	5305-761-42	SCREW, CAP, HEXAGON: MS90726-111 (96906)	AK	EA	9	*	*	*	*	*	*	6	10	155	4
P-F	5310-809-59	WASHER, SELF-LOCKING: MS27183-18 (96906)	AK	EA	26	*	*	*	*	*	*	6	10	155	5
P-F	5310-062-49	NUT, SELF-LOCKING: MS21045-8 (96906)	AK	EA	10	*	*	*	*	*	*	6	10	155	6
X1		BODY ASSEMBLY: DUMP TRUCK 8758375 (19207)	AK	EA	1									155	7
P-F	2510-040-22	DUMP TRUCK TAILGATE ASSEMBLY: 7409213 (19207)	AK	EA	1	*	*	*	*	*	*	3	5	156	1
X2-F		PIN AND CHAIN ASSEMBLY: LEFT HAND 8720827 (19207)		EA	11	*	*	*	*	*	*			156	2
P-F	2510-119-39	STEP: 7064165 (19207)		EA	2	*	*	*	*	*	*	4	5	156	3
P-F	5305-716-81	SCREW, CAP, HEXAGON HEAD: STEP TO TAILGATE M90726-125 (96906)		EA	4	*	*	*	*	*	*	6	10	156	4
X1		TAILGATE: DUMP TRUCK BODY 8741690 (19207)			1									156	5
X1		REINFORCEMENT: TOP FLANGE 8741896 (19207)			1									156	6

(1)	(2)	(3)	UNIT Qty			(7)			(8)	(9)	(10)	
SMR Code	Federal Stock Number	DESCRIPTION	of meas	inc. in	allowance	30-day DS	maint	30-day GS	maint	1-yr alw	Depot equip	Illustration Figure
			Unit			(a)	(b)	(c)	(a)	(b)	(c)	(a) Figure No.
		Reference Number & Mfr. Code	Usable	On	Code	1-20	21-51	10(1-20	21-5(51-10(	gcy		(b) Item No.
1810-CARGO AND DUMP AND BODY-CONTINUED												
X1		BRACE: TAILGATE CENTER 8741684 (19207)	1									156 7
X1		PIN AND CHAIN ASSEMBLY: RIGHT HAND 8720828 (19207)	1									156 8
X1		BRACE: TAILGATE END VERTICAL 8741683 (19207)	2									156 9
X1		REINFORCEMENT: TAILGATE BOTTOM 87416921 (19207)	1									156 10
X1		CHANNEL: TAILGATE LOWER 8741689 (19207)	2									156 11
P-F	2510-408-24	NUT: REINFORCEMENT BAR 8758667 (19207)	EA	4	*	*	*	*	*	*	6	10 156 12
P-F	2510-119-39	BAR, REINFORCEMENT: 8758106 (19207)	EA	2	*	*	*	*	*	*	2	5 156 13
P-F	5340-456-10	HOOK, HOLD DOWN: TARPULIN 7064246 (19207)	EA	2	*	*	*	*	*	*	4	8 156 14
X1		BRACKET: TAILGATE BOTTOM 8741692 (19207)	2									156 15
X1		GUIDE, TARPULIN ROPE: 8720848 (19207)	2									156 16
X1		PIN: TAILGATE HINGE 8741687 (19207)	4									156 17
X1		PLATE, LOWER FILLER: TAILGATE END 8741688 (19207)	2									156 18
X1		PLATE, UPPER FILLER: TAILGATE END 8741686 (19207)	2									156 19
P-F	2510-786-46	BRACE ASSEMBLY: DUMP TRUCK BODY HOIST 7409023 (19207)	AK	EA	2	*	*	*	*	*	3	5 157 1
P-F	5315-740-90	PIN, CLEVIS: BRACE, SAFETY 7409024 (19207)	AK	EA	2	*	*	*	*	*	6	10 157 2
P-F	5305-267-89	SCREW, CAP, HEXAGON: BRACE, SAFETY PIN SECURING MS90726-13 (96906)	AK	EA	2	*	*	*	*	*	6	10 157 3
P-F	5310-866-45	WASHER, LOCK: BRACE, SAFETY PIN SECURING MS35338-25 (96906)	AK	EA	2	*	*	*	*	*	6	10 157 4

(1)	(2)	(3)	TM9-2320-211-34P										(8)	(9)	(10)	
SMR Code	Federal Stock	DESCRIPTION	UNIT	Qty	30-day DS	maint	30-day GS	maint	1-yr	Depot	Illustration					
	Number		meas	in	allowance		allowance		alw	maint		per	alw			
				Unit					100	per	(a)	(b)				
		Reference Number & Mfr. Code	Usable On Code		(a)	(b)	(c)	(a)	(b)	(c)	cnt-	equip	100	Figure	(b)	
					1-20	21-5	(51-10)	(1-20	21-5	(51-10)	gcy				No.	
1810-CARGO AND DUMP BODY-CONTINUED																
P-F	5310-768-03	NUT, SELF-LOCKING: BRACE, SAFETY PIN SECURING MS51968-2 (96906)	AK	EA	2	*	*	*	*	*	*	6	10	157	5	
P-O	5310-062-49	NUT, SELF-LOCKING: MS21045-8 (96906)	AK	EA	9	*	*	*	*	*	*	6	10	158	1	
P-O	2510-740-90	BEARING: TAILGATE CONTROL SHAFT 7409013 (19207)	AK	EA	3	*	*	*	*	*	*	3	5	158	2	
P-O	5305-725-41	SCREW, CAP, HEXAGON: MS90726-113 (96906)	AK	EA	8	*	*	*	*	*	*	6	10	158	3	
P-O	5310-809-59	WASHER, SELF-LOCKING: MS27183-18 (96906)	AK	EA	2	*	*	*	*	*	*	6	10	158	4	
P-O	5305-725-41	SCREW, CAP, HEXAGON MS90726-114 (96906)	AK	EA	6	*	*	*	*	*	*	6	10	158	5	
P-O	2510-740-90	LATCH: TAILGATE CONTROL 7409002 (19207)	AK	EA	2	*	*	*	*	*	*	3	5	158	6	
X1		PLATE: TAILGATE MAIN ROD LINK (COMPONENT OF FSN 2510-740-9008) 7409009 (19207)	AK		2									158	7	
P-O	5310-740-85	NUT, SLOTTED: MS35692-105 (96906)	AK	EA	4	*	*	*	*	*	*	6	10	158	8	
P-O	5315-298-14	PIN, COTTER: MS24665-357 (96906)	AK	EA	4	*	*	*	*	*	*	6	10	158	9	
X1		CONNECTOR: TAILGATE CONTROL ROD MS35813-7 (96906)	AK		1									158	10	
X1		ROD: TAILGATE CONTROL MAIN 8758722 (19207)	AK		1									158	11	
P-O	2510-740-92	ROD ASSEMBLY: TAILGATE CONTROL MAIN 7409212 (19207)	AK	EA	2	*	*	*	*	*	*	4	8	158	12	
P-O	5310-834-83	NUT, SELF-LOCKING: MS51968-19 (96906)	AK	EA	4	*	*	*	*	*	*	6	10	158	13	
X2-O		SCREW: 7971324 (19207)	AK		2									158	14	
P-O	3040-409-40	CLEVIS: TAILGATE CONTROL 7409012 (19207)	AK	EA	2	*	*	*	*	*	*	4	8	158	15	
P-O	5310-823-88	WASHER, SELF-LOCKING: MS27183-21 (96906)	AK	EA	2	*	*	*	*	*	*	6	10	158	16	
P-O	5310-225-64	NUT, SELF-LOCKING: MS51922-53 (96906)	AK	EA	2	*	*	*	*	*	*	6	10	158	17	

(1)	(2)	(3)				TM9-2320-211-34P									
SMR	Federal	DESCRIPTION	UNIT	Qty	30-day DS	maint	30-day GS	maint	1-yr	Depot	Illustration				
Code	Stock		of	inc.	allowance		allowance		alw	maint					
	Number		meas	in					per	alw			(a)	(b)	
			Unit						100	per	(a)	(b)	equip100	Figure	
									cnt-	equipNo.	No.			Item	
		Reference Number & Mfr. Code	Usable On Code		(a)	(b)	(c)	(a)	(b)	(c)					
					1-20	21-5(51-10(1-20	21-5(51-10(1-20	21-5(51-10(1-20	21-5(51-10(1-20	21-5(51-10(1-20	21-5(51-10(1-20	21-5(51-10(1-20	21-5(51-10(1-20	21-5(51-10(1-20	
1810-CARGO AND DUMP BODY-CONTINUED															
P-O	2510-422-20	LEVER: TAILGATE CONTROL HAND 7409010 (19207)	AK	EA	1	*	*	*	*	*	*	3	5	158	18
P-O	2510-409-79	CONTROL ASSEMBLY: TAILGATE 8758598 (19207)	AK	EA	1	*	*	*	*	*	*	3	5	158	19
P-O	2510-422-20	LEVER: TAILGATE CONTROL ROD 7409011 (19207)	AK	EA	1	*	*	*	*	*	*	3	5	158	20
P-O	5315-616-55	KEY,WOODRUFF: TAILGATE CONTROL LEVER ROD MS35756-14 (96906)	AK	EA	1	*	*	*	*	*	*	6	10	158	21
P-O	5315-616-55	KEY,WOODRUFF: TAILGATE CONTROL HAND LEVER MS35756-14 (96906)	AK	EA	1	*	*	*	*	*	*	6	10	158	21
P2-O	2510-409-89	SHAFT: TAILGATE CONTROL 8758599 (19207)	AK	EA	1	*	*	*	*	*	*	3	5	158	22
P-O	2510-740-90	LINK,ASSEMBLY: TAILGATE MAIN ROD 7409008 (19207)	AK	EA	2	*	*	*	*	*	*	4	8	158	23
P-O	5310-982-49	NUT, SLEF-LOCKING: MS21045-6 (96906)	AH	EA	4	*	*	*	*	*	*	6	10	159	1
P-O	2510-408-24	COVER: TAILLIGHT BRACKET 11658678 (19207)	AH	EA	2	*	*	*	*	*	*	3	5	159	2
P-O	5310-012-17	WASHER, SELF-LOCKING: MS35335-19 (96906)	AH	EA	8	*	*	*	*	*	*	6	10	159	3
P-O	5305-052-69	SCREW: MS24629-56 (96906)	AH	EA	8	*	*	*	*	*	*	6	10	159	4
P-O	2570-407-26	BRACKET: TAILLIGHT 11658685 (19207)	AH	EA	2	*	*	*	*	*	*	3	5	159	5
P-O	5305-269-28	SCREW,CAP,HEXAGON: MS90726-59 (96906)	AH	EA	4	*	*	*	*	*	*	6	10	159	6
P-F	5340-152-07	BARACKET: CARGO BODY HOLD DOWN 7373207 (19207)	AH	EA	2	*	*	*	*	*	*	3	5	160	1
P-F	5305-269-28	SCREW,CAP,HEXAGON: MS90726-65 (96906)	AH	EA	6	*	*	*	*	*	*	6	10	160	2
P-F	2510-664-98	BRACKET: CARGO BODY HOLD DOWN 7373206 (19207)	AH	EA	2	*	*	*	*	*	*	3	5	160	3
P-F	5310-962-49	NUT, SELF-LOCKING: MS21045-6 (96906)	AH	EA	6	*	*	*	*	*	*	6	10	160	4
P-F	5320-286-79	RIVET: MS35743-79 (96906)	AH	EA	6	*	*	*	*	*	*	6	10	160	5



(1)	(2)	(3)	TM9-2320-211-34P			(4)	(5)	(6)	(7)	(8)	(9)	(10)	
SMR Code	Federal Stock Number	DESCRIPTION	UNIT of meas	Qty in Unit	30-day DS allowance	30-day DS maint	30-day GS allowance	30-day GS maint	1-yr alw	Depot alw	Illustration (a)	(b)	
		Reference Number & Mfr. Code	Usable On Code		(a)	(b)	(c)	(a)	(b)	(c)	100 equip cnt-	Figure No.	Item No.
					1-20	21-5(51-10)	1-20	21-5(51-10)	100 gcy				
1810-CARGO AND DUMP BODY-CONTINUED													
M-F		SILL:CARGO BODY TAPERED LEFT 875161 (19207)	AH	EA	1	*	*	*	*	*		160	6
		FABRICATE FROM:											
P-F		1-WOOD:CL "A" APPROX. 160X3X1 MIL-W-3912 (81349)				*	*	*	*	*			
M-F		SILL:CARGO BODY TAPERED RIGHT 8758181 (19207)	AH	EA	1	*	*	*	*	*		160	6
		FABRICATE FROM:											
P-F		1-WOOD:CL "A" APPROX. 160X3X1 MIL-W-3912 (81349)						*	*	*			
X2-F		CARGO BODY ASSEMBLY:SHORT WITH TAR- PAULIN: 7410065 (19207)	AH	EA	1	*	*	*	*	*		161	1
P-F	5306-512-92	BOLT: 7971653 (19207)	AH	EA	4	*	*	*	*	*	6	10	161
P-F	2510-737-27	SPRING:CARGO BODY SHOCK 7372793 (19207)	AH	EA	4	*	*	*	*	*	4	8	161
P-F	2510-737-27	SPRING:CARGO BODY SHOCK 7372792 (19207)	AH	EA	4	*	*	*	*	*	4	8	161
P-H	5340-152-07	BRACKET:CARGO BODY SPRING RETAINING 7373207 (19207)	AH	EA	2			*	*	*	3	5	161
P-H		RIVET: MS35743-78	AH	EA	8			*	*	*	6	10	161
P-F	5310-951-72	WASHER, LOCK: MS27183-22 (96906)	AH	EA	4	*	*	*	*	*	6	10	161
P-F	5310-982-50	NUT, SELF-LOCKING: MS21045-10 (96906)	AH	EA	4	*	*	*	*	*	6	10	161
P-H	5310-982-50	NUT, SELF-LOCKING: MS21045-12 (96906)	AH	EA	4			*	*	*	6	10	161
P-H	5305-727-88	SCREW, CAP, HEXAGON: MS90726-190 (96906)	AH	EA	4			*	*	*	6	10	161
NON-ILLUSTRATED													
P-F	2510-040-22	TAILGATE: 7409213 (19207)	AG	EA	1	*	*	*	*	*	3		5
P-F	2510-134-49	BRACKET, CAB MOUNTING: 7529295 (19207)	A	EA	V	*	*	*	*	*	3		5
P-F	2510-385-79	PIN AND CHAIN ASSEMBLY: 8402917 (19207)	AG	EA	4	*	*	*	*	*	4		8
P-F	2510-409-40	FILL, FRONT:REAR CROSS MEMBER 8902-8-5 (81336)	A	EA	2	*	*	*	*	*	3		5

(1)	(2)	(3)	TM9-2320-211-34P			(4)	(5)	(6)	(7)	(8)	(9)	(10)	
SMR	Federal	DESCRIPTION	UNIT	Qty	30-day DS	maint	30-day GS	maint	1-yr	Depot	Illustration		
Code	Stock		of	inc.	allowance		allowance		alw	maint			
	Number		meas	in					per	alw			
				Unit					100	per	(a)	(b)	
									equip	100	Figure	Item	
					(a)	(b)	(c)	(a)	(b)	(c)	cnt-	equipNo.	No.
		Reference Number & Mfr. Code		Usable On Code	1-20	21-5	(51-10)	(1-20	21-5	(51-10)	gcy		

1810-CARGO AND DUMP BODY-CONTINUED

NON-ILLUSTRATED-CONTINUED

P-F	2510-409-40	REINFORCEMENT:REAR CROSS MEMBER 8902-8-6 (81336)	A	EA	2	*	*	*	*	*	*	3	5
P-F	2510-740-90	LATCH ASSEMBLY, TAILGATE: 7409002 (19207)	AH	EA	2	*	*	*	*	*	*	4	8
P-F	2510-740-90	BEARING, CROSS SHAFT: 7409013 (19207)	AH	EA	3	*	*	*	*	*	*	4	8
P-F	2510-740-95	CLAMP ASSEMBLY, CLAMP, TIRE: 7409537 (19207)	AK	EA	1	*	*	*	*	*	*	4	8
P-F	2510-860-05	SIDE RACK, VEHICLE BODY: LEFT SIDE 10899201 (19207)	AK	EA	1	*	*	*	*	*	*	3	5
P-F	2540-064-65	KIT, VEHICLE ACCESSORY: 5703074 (19207)	AK	EA	1	*	*	*	*	*	*	4	8
P-F	2540-570-14	KIT, CLOSURE, HARD: 7354276 (19207)	AH	EA	1	*	*	*	*	*	*	3	5
P-F	2540-857-63	RETAINER: 8758158 (19207)	AH	EA	V	*	*	*	*	*	*	4	8
P-F	2540-860-05	SEAT, TROOP, SIDE RACK: RIGHT SIDE 10899218 (19207)	AK	EA	1	*	*	*	*	*	*	3	5
P-F	2540-860-05	SEAT, TROOP, SIDE RACK: LEFT SIDE 10899217 (19207)	AK	EA	1	*	*	*	*	*	*	3	5
P-F	2540-999-64	BRACKET, BODY HINGE: 8758705 (19207)	AK	EA	1	*	*	*	*	*	*	3	5
P-F	2590-442-59	STUD, MOUNTING, SPARE: 11611619 (19207)	FA, FB	EA	1	*	*	*	*	*	*	6	10
P-F	2590-925-81	STUD, SPARE WHEEL CARRIER: 11593202 (96906)	FA, FB	EA	V	*	*	*	*	*	*	6	10
P-F	5306-740-95	BOLT, HOOK WHEEL CLAMP 7409533 (19207)	EA, EB, EC	EA	1	*	*	*	*	*	*	6	10
P-F	5310-053-78	NUT, SINGLE BALL SEAT: 11037ZH (31007)	AK	EA	V	*	*	*	*	*	*	6	10
P-F	5310-809-85	WASHER, FLAT: MS27183-23 (96906)	TA, RA, ZA	EA	V	*	*	*	*	*	*	6	10
P-F	5310-842-77	NUT, PLAIN, BLIND RIVET: MS35692-53 (96906)	AK	EA	V	*	*	*	*	*	*	6	10
P-F	5315-740-90	PIN, HINGE: 7409045 (19207)	AK	EA	V	*	*	*	*	*	*	6	10
P-F	5340-040-20	MOUNT, RESILIENT: 7521436 (19207)	AK	EA	V	*	*	*	*	*	*	4	10

(1)	(2)	(3)				(4)	(5)	(6)	(7)	(8)	(9)	(10)	
SMR Code	Federal Stock Number	DESCRIPTION	UNIT	Qty	30-day DS	allowance	30-day GS	allowance	maint	1-yr	Depot	Illustration	
					meas	in				per	alw		
					Unit					100	per	(a)	(b)
										cnt-	equip	100	Figure
		Reference Number & Mfr. Code	Usable	On	Code	(a)	(b)	(c)	(a)	(b)	(c)	gcy	No.
			1-20	21-50	51-100	1-20	21-50	51-100	1-20	21-50	51-100		No.
1812-SPECIAL PURPOSE BODIES													
P-F	5310-732-05	NUT, PLAIN, HEXAGON: MS51967-8 (96906)	CE,CF,CG	EA	14	*	*	*	*	*	*	6	10
P-F	5310-637-95	WASHE, LOCK: MS35338-46 (96906)	CE,CF,CG	EA	14	*	*	*	*	*	*	6	10
P-F	5305-269-32	SCREW, CAP, HEXAGON HEAD: MS90725-64 (96906)	CE,CF,CG	EA	12	*	*	*	*	*	*	6	10
P-F	5305-883-06	CREW, TAPPING, THREAD: 111633 (21450)	CE,CF,CG	EA	1	*	*	*	*	*	*	6	10
X2-F		CHAIN: 43-C-16570 (10001)	CE,CF,CG	EA	1	*	*	*	*	*	*		162
P-F	2590-442-59	BRACKET, CABLE REEL: 8734960 (19207)	CE,CF,CG	EA	2	*	*	*	*	*	*	3	5
P-F	3830-179-66	REEL, CABLE: 8734961 (19207)	CE,CF,CG	EA	1	*	*	*	*	*	*	3	5
X2-F		SPACER: 8935058 (19207)	CE,CF,CG	EA	2	*	*	*	*	*	*		162
P-F	2510-419-58	COVER, SIDE BOX MECHANICAL: 8735037 (19207)	CE,CF,CG	EA	3	*	*	*	*	*	*	4	8
P-F	2510-443-48	SUPPORT, CABLE AND REEL: 8735060 (19207)	CE,CF,CG	EA	2	*	*	*	*	*	*	3	5
X2-F		PIN: 137238 (21450)	CE,CF,CG	EA	3	*	*	*	*	*	*		162
P-F	5365-443-99	SPACER, SLEEVE: 8735051 (19207)	CE,CF,CG	EA	2	*	*	*	*	*	*	4	8
P-F	3040-421-39	SHAFT, REEL, CABLE: 8735059 (19207)	CE,CF,CG	EA	1	*	*	*	*	*	*	3	5
P-F	5365-419-94	SPACER, RING: 8735050 (19207)	CE,CF,CG	EA	2	*	*	*	*	*	*	4	8
P-F	2540-235-43	SHIELD, SPLASH, CABLE: 8735071 (19207)	CE,CF,CG	EA	1	*	*	*	*	*	*	3	5
X2-F		SHIELD: 8735061 (19207)	CE,CF,CG	EA	1	*	*	*	*	*	*		162
X2-F		BAR: 8735063 (19207)	CE,CF,CG	EA	1	*	*	*	*	*	*		162
P-F	5305-267-89	SCREW, CAP, HEXAGON HEAD:BAR MS90726-8 (96906)	CE,CF,CG	EA	9	*	*	*	*	*	*	6	10
P-F	5315-059-02	PIN, COTTER: 590219 (21450)	CE,CF,CG	EA	1	*	*	*	*	*	*	6	10
P-O	2590-679-14	CABLE ASSEMBLY SPECIAL PURPOSE: 7045796 (19207)	CE,CF,CG	EA	1	*	*	*	*	*	*	4	8

(1)	(2)	(3)	(4)	(5)	(6)	(7)	(8)	(9)	(10)		
SMR Code	Federal Stock Number	DESCRIPTION	UNIT of meas	Qty in Unit	30-day allowance	DS maint	30-day allowance	GS maint	1-yr alw	Depot alw	Illustration (a) Figure (b) Item No.
		Reference Number & Mfr. Code	Usable On Code		(a) 1-20	(b) 21-50	(c) 51-100	(a) 1-20	(b) 21-50	(c) 51-100	gcy
1812-SPECIAL PURPOSE BODIES-CONTINUED											
X2-F		HANDLE: 8735329 (19207)	CE,CF,CG	EA 1	*	*	*	*	*	*	163 1
X2-F		POST ASSEMBLY: 8735235 (19207)	CE,CF,CG	EA 1	*	*	*	*	*	*	163 2
X2-F		AIR CONDITONER: 7047101 (19207)	CE,CF,CG	EA 1	*	*	*	*	*	*	163 3
P-F	5305-883-06	SCREW,TAPPING,THREAD: 111633 (21450)	CE,CF,CG	EA V	*	*	*	*	*	*	6 10 163 4
X2-F		ANGLE: 7535611 (19207)	CE,CF,CG	EA 1	*	*	*	*	*	*	163 5
X2-F		CLIP: 8735248 (19207)	CE,CF,CG	EA V	*	*	*	*	*	*	163 6
X2-F		SCREW,MACHINE:CLIP 171104 (21450)	CE,CF,CG	EA V	*	*	*	*	*	*	163 7
X2-F		MEMBER: 7084925 (19207)	CE,CF,CG	EA 1	*	*	*	*	*	*	163 8
P-F	2540-679-14	BELLOWS,RUBBER:BONNET CONTROL ROD 7535612 (19207)	CE,CF,CG	EA 2	*	*	*	*	*	*	6 20 163 9
X2-F		PLATE:MEMBER 7084949 (19207)	CE,CF,CG	EA 1	*	*	*	*	*	*	163 10
X2-F		MEMBER: 7084923 (19207)	CE,CF,CG	EA 1	*	*	*	*	*	*	163 11
X2-F		PIN: 112736 (21450)	CE,CF,CG	EA 2	*	*	*	*	*	*	163 12
X2-F		ROD ASSEMBLY: 8735239 (19207)	CE,CF,CG	EA 1	*	*	*	*	*	*	163 13
P-F	5310-407-95	WASHER,LOCK: MS35338-45 (96906)	CE,CF,CG	EA 1	*	*	*	*	*	*	6 10 163 14
P-F	5310-814-06	NUT,SELF-LOCKING,HEAD: 451005 (21450)	CE,CF,CG	EA 1	*	*	*	*	*	*	6 10 163 15
P-F	5365-470-20	SPACER,SLEEVE: 8735426 (19207)	CE,CF,CG	EA 1	*	*	*	*	*	*	6 10 163 16
X2-F		CLIP: 7535609 (19207)	CE,CF,CG	EA 1	*	*	*	*	*	*	163 17
P-F	2540-678-14	PIPE,EXHAUST:VAN BODY UPPER 7535618 (19207)	CE,CF,CG	EA 2	*	*	*	*	*	*	4 8 164 1
P-F	5310-761-68	NUT,PLAIN,HEXAGON:EXHAUST PIPE CLAMP MS51967-2 (96906)	CE,CF,CG	EA 4	*	*	*	*	*	*	6 10 164 2

(1)	(2)	(3)	TM9-2320-211-34P										(8)	(9)	(10)
SMR Code	Federal Stock Number	DESCRIPTION	UNIT	Qty	30-day DS	maint	30-day GS	maint	1-yr	Depot	Illustration				
			meas	in	allowance		allowance		alw	maint		per	alw		
				Unit					100	per	(a)	(b)		(b)	
					(a)	(b)	(c)	(a)	(b)	(c)	equip	100	Figure	Item	
		Reference Number & Mfr. Code	Usable	On Code	1-20	21-5	(51-10)	####	21-5	(51-10)	(gcy		No.	No.	
1812-SPECIAL PURPOSE BODIES-CONTINUED															
P-F	5310-582-59	WASHE, LOCK: EXHAUST PIPE CLAMP MS35338-44 (96906)	CE,CF,CG	EA	4	*	*	*	*	*	*	6	10	164	3
X2-F		CLAMP: EXHAUST PIPE 8735334 (19207)	CE,CF,CG	EA	4	*	*	*	*	*	*			164	4
P-F	5305-808-99	SCREW, MACHINE: EXHAUST PIPE CLAMP MS35265-83 (96906)	CE,CF,CG	EA	4	*	*	*	*	*	*	6	10	164	5
X2-F		SCREW, MACHINE: 128151 (21450)	CE,CF,CG	EA	16	*	*	*	*	*	*			164	6
P-F	5305-883-06	SCREW, TAPPING THREAD: PIPE SEAL 111633 (21450)	CE,CF,CG	EA	8	*	*	*	*	*	*	6	10	164	7
P-F	2540-679-14	SEAL, EXHAUST PIPE: EXHAUST BONNET 7336055 (19207)	CE,CF,CG	EA	4	*	*	*	*	*	*	4	8	164	8
P-F	2540-679-14	PIPE, EXHAUST: HEATER VAN BODY LOWER 7336054 (19207)	CE,CF,CG	EA	2	*	*	*	*	*	*	4	8	164	9
P-F	5305-068-05	SCREW, CAP, HEXAGON HEAD: BONNET MS90725-3 (96906)	CE,CF,CG	EA	12	*	*	*	*	*	*	6	10	164	10
P-F	4520-678-24	HEATER, SPACE: 7045797 (19207)	CE,CF,CG	EA	1	*	*	*	*	*	*	4	8	164	11
P-F	5306-225-84	SCREW, MACHINE: MS90725-34 (96906)	CE,CF,CG	EA	8	*	*	*	*	*	*	6	10	164	12
P-F	5310-407-95	WASHER, LOCK: MS35338-45 (96906)	CE,CF,CG	EA	8	*	*	*	*	*	*	6	10	164	13
P-F	5330-542-34	RUBBER, STRIP: 10869502 (19207)	CE,CF,CG	EA	1	*	*	*	*	*	*	4	8	164	14
P-F	2540-231-02	PALTE, HEATER BONNET: 7534660 (19207)	CE,CF,CG	EA	1	*	*	*	*	*	*	2	5	164	15
P-F	2540-222-89	INSULATION-THERMAL: 8735318 (19207)	CE,CF,CG	EA	1	*	*	*	*	*	*	4	8	164	16
M-O		TUBE, COPPER: TEE TO LEFT HEATER (110 INCHES LONG) FABRICATED FROM:	CE,CF,CG	IN	V	*	*	*	*	*	*	4	8	165	1
P-O	4710-277-55	TUBE, COPPER: SEAMLESS 8689206 (19207)	CE,CF,CG	FT	V	*	*	*	*	*	*				
P-O	4730-011-64	NUT, TUBE COUPLING: MS39166-3 (96906)	CE,CF,CG	EA	2	*	*	*	*	*	*	4	8	165	2
M-O		TUBE, COPPER: HEATER OVERFLOW LEFT (79 INCHES LONG)	CE,CF,CG	EA	V	*	*	*	*	*	*	3	5	165	3

(1)	(2)	(3)	(4)	(5)	(6)	(7)	(8)	(9)	(10)				
SMR	Federal	DESCRIPTION	UNIT	Qty	30-day DS	maint	30-day GS	maint	1-yr	Depot	Illustration		
Code	Stock		of	inc.	allowance		allowance		alw	maint			
	Number		meas	in					per	alw			
			Unit						100	per	(a)	(b)	
									equip	100	Figure	Item	
					(a)	(b)	(c)	(a)	(b)	(c)	cnt-	equip	No.
		Reference Number & Mfr. Code	Usable On Code		1-20	21-5	(51-10)	1-20	21-5	(51-10)	(gcy		

1812-SPECIAL PURPOSE BODIES-CONTINUED

FABRICATE FROM:

P-O	4710-277-55	TUBE,COPPER:SEAMLESS 8689206 (19207)	CE,CF,CG	FT	V	*	*	*	*	*	*		
X2-O		COCK: 592790 (21450)	CE,CF,CG	EA	1	*	*	*	*	*	*	165	4
M-O		TUBE,COPPER:TEE TO HEATER (37 INCHES LONG) FABRICATE FROM:	CE,CF,CG	EA	V	*	*	*	*	*	*	3	5
P-O	4710-277-55	TUBE,COPPER:SEAMLESS SOFT 1/4 OD, 0/035 WAK THICK 8689206 (19207)	CE,CF,CG	FT	V	*	*	*	*	*	*		
P-O	4730-943-89	TEE,TUBE: MS39198-3 (96906)	CE,CF,CG	EA	1	*	*	*	*	*	*	3	5
M-O		TUBE COPPER:FUEL PUMP TO TEE (59 INCHES LONG) FABRICATE FROM:	CE,CF,CG	EA	V	*	*	*	*	*	*	3	5
P-O	4710-277-55	TUBE,COPPER:SEAMLESS 8689206 (19207)	CE,CF,CG	FT	V	*	*	*	*	*	*		
P-O	4730-278-44	ELBOW,PIPE TO TUBE: MS39202-3 (96906)	CE,CF,CG	EA	1	*	*	*	*	*	*	3	5
X2-O		ELBOW: 137422 (21450)	CE,CF,CG	EA	1	*	*	*	*	*	*	165	9
P-O	2540-692-91	PUMP,FUEL PERSONNEL: 8376299 (19207)	CE,CF,CG	EA	1	*	*	*	*	*	*	4	8
P-O	5340-190-67	STRAP,RETAINING: MS35140-4 (96906)	CE,CF,CG	EA	4	*	*	*	*	*	*	4	8
P-O	5305-854-66	SCREW,TAPPING THREAD: MS24617-33 (96906)	CE,CF,CG	EA	10	*	*	*	*	*	*	6	10
P-O	4720-482-89	HOSE ASSEMBLY,RUBBER:FUEL TANK TO FUEL PUMP 7539107-2 (19207)	CE,CF,CG	EA	1	*	*	*	*	*	*	3	5
P-O	4730-288-85	ADAPTER,STRAIGHT:PIPE TO TUBE FUEL TANK 187343 (21450)	CE,CF,CG	EA	1	*	*	*	*	*	*	3	5
P-O	5340-901-81	CLAMP,LOOP: MS21334-26 (96906)	CE,CF,CG	EA	3	*	*	*	*	*	*	4	8
M-O		TUBE,COPPER:RIGHT HEATER OVERFLOW (75 INCHES LONG)	CE,CF,CG	EA	1	*	*	*	*	*	*	3	5

TM9-2320-211-34P

(1)	(2)	(3)	(4)	(5)	(6)	(7)	(8)	(9)	(10)
SMR Code	Federal Stock Number	DESCRIPTION	UNIT of meas	Qty in Unit	30-day DS allowance	30-day GS allowance	1-yr alw	Depot alw	Illustration (a) Figure (b) Item
Reference Number & Mfr. Code			Usable On Code	(a)	(b)	(c)	(a)	(b)	(c)

1812-SPECIAL PURPOSE BODIES-CONTINUED

FABRICATE FROM:

P-O	4710-277-55	TUBE,COPPER:SEAMLESS 8689206 (19207)	CE,CF,CG	FT	V	*	*	*	*	*	*		
P-O	5340-724-70	CLAMP,LOOP: MS21333-76 (96906)	CE,CF,CG	EA	3	*	*	*	*	*	*	4	8 165 17
X2-O		BUMPER,RUBBER: 7035446 (19207)	CE,CF,CG	EA	2	*	*	*	*	*	*		166 1
X2-O		SCREW,MACHINE: 116410 (21450)	CE,CF,CG	EA	5	*	*	*	*	*	*		166 2
P-O	2530-177-81	HANDLE ASSEMBLY: 7535567 (19207)	CE,CF,CG	EA	1	*	*	*	*	*	*	4	10 166 3
X2-F		LOCK ASSEMBLY: 11607265-4 (19207)	CE,CF,CG	EA	1	*	*	*	*	*	*		166 4
P-F	5315-842-31	PIN: MS35810-36 (96906)	CE,CF,CG	EA	2	*	*	*	*	*	*	4	8 166 5
P-O	2540-679-14	HANDLE,DOOR:INNER REAR 8380492 (19207)	CE,CF,CG	EA	1	*	*	*	*	*	*	4	8 166 6
P-F	2540-730-66	CASE ASSEMBLY: 8698441 (19207)	CE,CF,CG	EA	1	*	*	*	*	*	*	3	5 166 7
X2-F		SCREW,MACHINE:PLATE TO DOOR 144700 (21450)	CE,CF,CG	EA	4	*	*	*	*	*	*		166 8
P-F	2590-659-77	PLATE: 7535644 (19207)	CE,CF,CG	EA	1	*	*	*	*	*	*	3	5 166 9
P-F	5340-419-94	CLIP: 7084861 (19207)	CE,CF,CG	EA	4	*	*	*	*	*	*	4	8 166 10
P-F	2810-200-16	SCREW,MACHINE: 116338 (21450)	CE,CF,CG	EA	4	*	*	*	*	*	*	6	10 166 11
P-F	2510-231-02	CLAMP ASSEMBLY: 7084828 (19207)	CE,CF,CG	EA	1	*	*	*	*	*	*	6	10 166 12
P-F	5310-582-59	WASHER,LOCK:CLAMP ASSEMBLY MS35338-44 (96906)	CE,CF,CG	EA	4	*	*	*	*	*	*	6	10 166 13
P-F		SCREW,MACHINE:CLAMP MS35649-7 (96906)	CE,CF,CG	EA	4	*	*	*	*	*	*	6	10 166 14
P-F	5310-934-97	NUT,PLAIN,HEXAGON:RACK MS35649-202 (96906)	CE,CF,CG	EA	2	*	*	*	*	*	*	6	10 166 15
P-F	5310-582-59	WASHER,LOCK:RACK MS35338-44 (96906)	CE,CF,CG	EA	2	*	*	*	*	*	*	6	10 166 16
P-F	2910-424-11	SCREW,MACHINE:RACK 171104 (21450)	CE,CF,CG	EA	4	*	*	*	*	*	*	6	10 166 17

(1)	(2)	(3)	TM9-2320-211-34P										(8)	(9)	(10)		
SMR Code	Federal Stock Number	DESCRIPTION	UNIT of meas	Qty in Unit	30-day DS allowance	30-day GS allowance	1-yr Depot alw	1-yr Depot alw	1-yr Depot alw	1-yr Depot alw	1-yr Depot alw	1-yr Depot alw	1-yr Depot alw	1-yr Depot alw	1-yr Depot alw	1-yr Depot alw	
		Reference Number & Mfr. Code	Usable On Code		(a)	(b)	(c)	(a)	(b)	(c)	(a)	(b)	(c)	(a)	(b)	(c)	
1812-SPECIAL PURPOSE BODIES-CONTINUED																	
X2-F		RACK: 7084837 (19207)	CE,CF,CG	EA	1	*	*	*	*	*	*	*	*		166	18	
P-F	5306-012-62	BOLT,MACHINE:RACK 548005 (21450)	CE,CF,CG	EA	2	*	*	*	*	*	*	*	*	6	10	166	19
P-F	5340-766-63	BUMPER,RUBBER:RACK 7535620 (19207)	CE,CF,CG	EA	1	*	*	*	*	*	*	*	*	4	8	166	20
P-F	2510-179-69	DOOR,VAN BODY LEFT: 7084857 (19207)	CE,CF,CG	EA	1	*	*	*	*	*	*	*	*	3	5	167	1
X1		GUIDE,DOOR: 7698438 (19207)			2										167	2	
X1		SCREW,MACHINE:DOOR GUIDE 128151 (21450)			8										167	3	
X1		BOLT,DOOR: 8698437 (19207)			2										167	4	
P-F	5305-717-95	SCREW,ASSEMBLED WASHER:DOOR BOLT 7520831 (19207)	EA	2	*	*	*	*	*	*	*	*	*	6	10	167	5
P-F	5975-964-85	ROD: 7084868 (19207)	EA	1	*	*	*	*	*	*	*	*	*	4	8	167	6
P-F	5315-839-23	PIN,COTTER:CASE TO ROD MS24665-132 (96906)	EA	1	*	*	*	*	*	*	*	*	*	6	10	167	7
P-O	5315-114-19	PIN,STRAIGHT,HEADLESS:DOOR HANDLE 141062 (21450)	EA	1	*	*	*	*	*	*	*	*	*	6	10	167	8
P-O	2540-679-14	HANDLE,DOOR:INNER REAR 8380492 (19207)	EA	1	*	*	*	*	*	*	*	*	*	4	8	167	9
X1		PIN,HANDLE:CASE 7535623 (19207)			1										167	10	
X1		SCREW,MACHINE:RATCHET CLIP (4),BRACKET ASSEMBLY (5) 145467 (21450)			9										167	11	
P-F	5120-231-02	CLIP,RATCHET,WRENCH: 7084860 (19207)	EA	1	*	*	*	*	*	*	*	*	*	3	5	167	12
X1		BRACKET ASSEMBLY: 7084840 (19207)			1										167	13	
P-F	5975-964-86	ROD: 7084850 (19207)	EA	1	*	*	*	*	*	*	*	*	*	3	5	167	14
P-F	2540-730-66	CASE ASSEMBLY,DOOR: 8698441 (19207)	EA	1	*	*	*	*	*	*	*	*	*	3	5	167	15
X1		SCREW,MACHINE:BRACKET ASSEMBLY (1),DOOR GROMMET (1) 116410 (21450)			2										167	16	



(1)	(2)	(3)	(4)	(5)	(6)	(7)	(8)	(9)	(10)			
SMR Code	Federal Stock Number	DESCRIPTION	UNIT of meas	Qty inc	30-day allowance	DS maint	30-day allowance	GS maint	1-yr alw	Depot alw	Illustration (a) Figure No.	(b) Item No.
Reference Number & Mfr. Code			Usable On Code			(a)	(b)	(c)	(a)	(b)	(c)	
						1-20	21-50	51-100	1-20	21-50	51-100	gcy
1812-SPECIAL PURPOSE BODIES-CONTINUED												
X1		GROMMET, DOOR: BRACKET ASSEMBLY (1), LEFT SIDE (1) 7035446 (19207)		2							167	17
P-F	5340-443-98	STRIKE, CATCH: 8380413 (19207)	EA	1	*	*	*	*	*	*	3 5	167 18
P-F	2510-231-02	CLAMP, VAN LADDER MOUNT: 7084828 (19207)	EA	1	*	*	*	*	*	*	3 5	167 19
P-F	5340-419-94	BRACKET, ANGLE: LADDER MOUNT CATCH 7084861 (19207)	EA	1	*	*	*	*	*	*	2 5	167 20
P-F	2810-200-16	SCREW, MACHINE: ANGLE BRACKET TO LADDER MOUNT CATCH 116338 (21450)	EA	1	*	*	*	*	*	*	6 10	167 21
P-F	5305-225-38	SCREW, CAP, HEXAGON HEAD: MOUNT CATCH MS35289-7 (96906)	EA	4	*	*	*	*	*	*	6 10	167 22
P-F	5310-582-59	WASHER, LOCK: LADDER MOUNT CATCH MS35338-44 (96906)	EA	4	*	*	*	*	*	*	6 10	167 23
P-F	5310-934-97	NUT, PLAIN, HEXAGON: LADDER RACK MS53694-202 (96906)	EA	2	*	*	*	*	*	*	6 10	167 24
P-F	5310-045-32	WASHER, LOCK: LADDER RACK MS35338-43 (96906)	EA	2	*	*	*	*	*	*	6 10	167 25
P-F	2910-424-11	SCREW, MACHINE: LADDER RACK 171104 (21119)	EA	4	*	*	*	*	*	*	6 10	167 26
X1		RACK, LADDER: 7084837 (19207)		1							167	27
P-F	5306-012-62	BOLT, SQUARE NECK: LADDER RACK 548005 (21450)	EA	2	*	*	*	*	*	*		167 28
P-F	5340-766-63	BUMPER, RUBBER: 7535620 (19207)	EA	2	*	*	*	*	*	*		167 29
P-F	2510-421-72	DOOR ASSEMBLY, VEHICULAR: 7084791 (19207)	EA	1	*	*	*	*	*	*		168 1
P-F	5340-679-14	LATCH, MORTISE: 8698436 (19207)	EA	3	*	*	*	*	*	*		168 2
X1		SCREW, MACHINE: MORTISE LATCH (2), CASE (4) 128151 (21450)		16								168 3
P-F	5315-839-23	PIN, COTTER: MS24665-132 (96906)	EA	3	*	*	*	*	*	*		168 4
P-F	2510-133-97	BAR, LOCK LEFT DOOR: 7084863 (19207)	EA	1	*	*	*	*	*	*		168 5
P-F	2540-679-14	HANDLE, DOOR: 8380492 (19207)	EA	1	*	*	*	*	*	*	4 8	168 6

(1)	(2)	(3)	TM9-2320-211-34P			(4)	(5)	(6)	(7)	(8)	(9)	(10)		
SMR	Federal	DESCRIPTION	UNIT	Qty	30-day DS	maint	30-day GS	maint	1-yr	Depot	Illustration			
Code	Stock		of	inc.	allowance		allowance		alw	maint				
	Number		meas	in					per	alw				
				Unit					100	per	(a)	(b)		
					(a)	(b)	(c)	(a)	(b)	(c)	equip	100 Figure	Item	
	Reference Number & Mfr. Code	Usable On Code			1-20	21-5(51-10(1-20	21-5(51-10(1-20	21-5(51-10(1-20	21-5(51-10(1-20	21-5(51-10(1-20	21-5(51-10(1-20	cnt-	equipNo.	No.
1812-SPECIAL PURPOSE BODIES-CONTINUED														
P-F	5315-144-19	PIN, STRAIGHT, HEADLESS: DOOR HANDLE 141062 (21450)	EA	1	*	*	*	*	*	*	4	8	168	7
P-F	2510-133-97	BAR, LOCK LEFT DOOR: 7084866 (19207)	EA	1	*	*	*	*	*	*	3	5	168	8
X1		SCREW, MACHINE: 116410 (21450)		2									168	9
X1		GROMMET: 7035446 (19207)		2									168	10
P-F	2540-679-14	HANDLE, DOOR: 8380491 (19207)	EA	1	*	*	*	*	*	*	4	8	168	11
P-F	2540-103-57	RECEPTACLE, DOOR: 8376760 (19207)	EA	1	*	*	*	*	*	*	3	5	168	12
P-F	2540-707-07	GASKET: DOOR RECEPTACLE 8380493 (19207)	EA	1	*	*	*	*	*	*	6	10	168	13
P-F	5305-042-43	SCREW, MACHINE: DOOR HANDLE 424335 (21450)	EA	2	*	*	*	*	*	*	6	10	168	14
X2-F		BAR: 7084895 (19207)	CE, CF, CG	1	*	*	*	*	*	*			169	1
P-F	5310-582-59	WASHER, LOCK: DOOR CHECK MS35338-44 (96906)	CE, CF, CG	EA	2	*	*	*	*	*	6	10	169	2
P-F	5310-761-68	NUT, PLAIN, HEXAGON: DOOR CHECK MS51967-2 (96906)	CE, CF, CG	EA	2	*	*	*	*	*	6	10	169	3
P-F	5315-842-31	PIN, STRAIGHT, HEADED: CLEVIS MS35810-36 (96906)	CE, CF, CG	EA	3	*	*	*	*	*	6	10	169	4
X2-F		CLEVIS: BAR 507506 (21450)	CE, CF, CG	EA	3	*	*	*	*	*			169	5
X2-F		BAR: 7084893 (19207)	CE, CF, CG	EA	1	*	*	*	*	*			169	6
P-F	5315-839-58	PIN, COTTER: CLEVIS MS24665-353 (96906)	CE, CF, CG	EA	3	*	*	*	*	*	6	10	169	7
P-F	5346-679-14	LATCH, MORTISE: RIGTH HAND 7084996 (19207)	CE, CF, CG	EA	1	*	*	*	*	*	4	8	169	8
P-F	5340-679-14	LATCH, MORTISE: LEFT HAND 8380468 (19207)	CE, CF, CG	EA	1	*	*	*	*	*	4	8	169	8
X2-F		PLATE: 7084892 (19207)	CE, CF, CG	EA	2	*	*	*	*	*			169	9
X2-F		SCREW, MACHINE: PLATE 145467 (21450)	CE, CF, CG	EA	16	*	*	*	*	*			169	10
P-F	5306-042-55	BOLT, ASSEMBLED WASHER: MORTISE LATCHES 425591 (21450)	CE, CF, CG	EA	2	*	*	*	*	*	6	10	169	11

(1)	(2)	(3)	TM9-2320-211-34P			(4)	(5)	(6)	(7)	(8)	(9)	(10)		
SMR	Federal	DESCRIPTION	UNIT	Qty	30-day DS	maint	30-day GS	maint	1-yr	Depot	Illustration			
Code	Stock		of	inc.	allowance		allowance		alw	maint				
	Number		meas	in					per	alw				
			Unit						100	per	(a)	(b)		
					(a)	(b)	(c)	(a)	(b)	(c)	equip	Figure	Item	
	Reference Number & Mfr. Code	Usable On Code			1-20	21-5	(51-10)	1-20	21-5	(51-10)	gcy	No.	No.	
1812-SPECIAL PURPOSE BODIES-CONTINUED														
P-F	5305-225-38	SCREW,CAP,HEXAGON HEAD:DOOR CHECK MS90725-8 (96906)	CE,CF,CG	EA	2	*	*	*	*	*	6	10	169	12
P-F	2540-679-14	CHECK ASSEMBLY,DOOR: 8698434 (19207)	CE,CF,CG	EA	4	*	*	*	*	*	3	5	169	13
P-F	5340-679-14	LATCH,MORTISE:RIGHT HAND 7084997 (19207)	CE,CF,CG	EA	1	*	*	*	*	*	4	8	169	14
P-F	5340-679-14	LATCH MORTISE:LEFT HAND 8380467 (19207)	CE,CF,CG	EA	1	*	*	*	*	*	4	8	169	14
X2-F		BAR: 7084894 (19207)	CE,CF,CG	EA	1	*	*	*	*	*			169	15
P-F	5315-185-18	PIN,STRAIGHT,HEADED: 8759024 (19207)	CE,CF,CG	EA	1	*	*	*	*	*	4	8	170	1
P-F	5310-543-51	WASHER:	CE,CF,CG	EA	5	*	*	*	*	*	6	10	170	2
P-F	5315-013-72	PIN,COTTER: MS24665- (96906)	CE,CF,CG	EA	2	*	*	*	*	*	6	10	170	3
P-F	2510-421-72	ROLLET,COUNTER BALANCE: 7084969 (19207)	CE,CF,CG	EA	2	*	*	*	*	*	6	8	170	4
X2-F		SCREW,MACHINE: 169382 (21450)	CE,CF,CG	EA	3	*	*	*	*	*			170	5
X2-F		PIVOT: 8759026 (19207)	CE,CF,CG	EA	1	*	*	*	*	*			170	6
X2-F		RIVET: 106912 (21450)	CE,CF,CG	EA	1	*	*	*	*	*			170	7
P-F	5315-013-80	PIN,STRAIGHT,HEADED: 138082 (21450)	CE,CF,CG	EA	1	*	*	*	*	*	4	8	170	8
P-F	5315-011-27	PIN:WIRE ROPE ASSEMBLY MS24665- (96906)	CE,CF,CG	EA	1	*	*	*	*	*	4	8	170	9
X2-F		CLIP:WIRE ROPE ASSEMBLY 8758988 (19207)	CE,CF,CG	EA	2	*	*	*	*	*			170	10
X2-F		ARM: 10869773 (19207)	CE,CF,CG	EA	1	*	*	*	*	*			170	11
		RIVET:ARM TO BAR 106915 (21450)	CE,CF,CG		1								170	12
X2-F		BAR: 10869774 (19207)	CE,CF,CG	EA	1	*	*	*	*	*			170	13
P-F	2590-679-14	WIRE,ROPE ASSEMBLY,SINGLE LEG: COUNTER BALANCE 8342292 (19207)	CE,CF,CG	EA	4	*	*	*	*	*	6	8	170	14
P-F	5310-081-42	WASHER,FLAT: MS27183-12 (96906)	CE,CF,CG	EA	2	*	*	*	*	*	6	10	170	15

(1)	(2)	(3)	TM9-2320-211-34P			(4)	(5)	(6)	(7)	(8)	(9)	(10)
SMR Code	Federal Stock Number	DESCRIPTION	UNIT of meas	Qty in Unit	30-day DS allowance	30-day GS allowance	1-yr alw	Depot alw	Illustration	Figure	Item	
Reference Number & Mfr. Code			Usable On Code	(a)	(b)	(c)	(a)	(b)	(c)	100 equip cnt-	(a) equip No.	(b) Item No.
1812-SPECIAL PURPOSE BODIES-CONTINUED												
X2-F		ARM: 10869576 (19207)	CE,CF,CG	EA 1	*	*	*	*	*	*	170	16
X2-F		PIVOT: 8759025 (19207)	CE,CF,CG	EA 1	*	*	*	*	*	*	170	17
		RIVET: 106918 (21450)		1							170	18
		RIVET: 106911 (21450)	CE,CF,CG	1							170	19
X2-F		ARM; 10869576 (19207)	CE,CF,CG	EA 1	*	*	*	*	*	*	170	20
X2-F		PIN: 10869575 (19207)	CE,CF,CG	EA 1	*	*	*	*	*	*	170	21
X2-F		SEAL: 8380420 (19207)	CE,CF,CG	EA 1	*	*	*	*	*	*	171	1
X2-F		HINGE: 7084988 (19207)	CE,CF,CG	EA 1	*	*	*	*	*	*	171	2
X2-F		SCREW,MACHINE:HINGE 179377 (21450)	CE,CF,CG	EA 1	*	*	*	*	*	*	171	3
X2-F		SCREW,MACHINE: 125591 (21450)	CE,CF,CG	EA 3	*	*	*	*	*	*	172	1
X2-F		SCREW,MACHINE: 145467 (21450)	CE,CF,CG	EA 1	*	*	*	*	*	*	172	2
P-F	2510-418-08	PANEL,INSIDE WALL: 8735154 (19207)	CE,CF,CG	EA 1	*	*	*	*	*	*	2 5 172	3
X2-F		SKIN:END ASSEMBLY 8735154 (19207)	CE,CF,CG	EA 1	*	*	*	*	*	*	172	4
X2-F		PLATE: 8735157 (19207)	CE,CF,CG	EA 1	*	*	*	*	*	*	172	5
P-F	2910-785-63	HEATING ELEMENT,CAR: 8735154 (19207)	CE,CF,CG	EA 1	*	*	*	*	*	*	3 5 172	6
X2-F		SKIN: 8735153 (19207)	CE,CF,CG	EA 1	*	*	*	*	*	*	172	7
X2-F		END ASSEMBLY: 8735129 (19207)	CE,CF,CG	EA 2	*	*	*	*	*	*	172	8
P-F		NUT,PLAIN,HEXAGON:BRACKET MS35609-805 (96906)	CE,CF,CG	EA 3	*	*	*	*	*	*	6 10 173	1
P-F	5310-584-52	WASHER,LOCK: MS35338-48 (96906)	CE,CF,CG	EA 3	*	*	*	*	*	*	6 10 173	2
X2-F		PIN: 137204 (21450)	CE,CF,CG	EA 1	*	*	*	*	*	*	173	3

(1)	(2)	(3)	TM9-2320-211-34P										(8)	(9)	(10)	
SMR	Federal	DESCRIPTION	UNIT	Qty	30-day DS	maint	30-day GS	maint	1-yr	Depot	Illustration					
Code	Stock		of	inc.	allowance		allowance		alw	maint		per	alw			
Number			meas	in					per	alw		100	per	(a)	(b)	
				Unit					100	per	(a)	equip	100	Figure	Item	
		Reference Number & Mfr. Code	Usable	On	Code	(a)	(b)	(c)	(a)	(b)	(c)	cnt-	equip	No.	No.	
						1-20	21-5	(51-10)	1-20	21-5	(51-10)	(gcy				
1812-SPECIAL PURPOSE BODIES-CONTINUED																
P-F	5310-050-36	NUT,PLAIN,CASTELLATED: 503609 (21450)	CE,CF,CG	EA	2	*	*	*	*	*	*	6	10	173	4	
P-F	5310-820-66	WASHER,LOCK: MS35337-21 (96906)	CE,CF,CG	EA	2	*	*	*	*	*	*	6	10	173	5	
P-F	5305-724-59	SCREW,CAP,HEXAGON HEAD: MS35291-166 (96906)	CE,CF,CG	EA	2	*	*	*	*	*	*	6	10	173	6	
X2-F		BLOCK,SPACING: 11593258 (19207)	CE,CF,CG	EA	2	*	*	*	*	*	*			173	7	
P-F	2510-221-90	LINE,BODY: 8735075 (19207)	CE,CF,CG	EA	1	*	*	*	*	*	*	2	5	173	8	
P-F	5310-763-89	NUT,PLAIN,HEXAGON: MS35690-1005 (96906)	CE,CF,CG	EA	4	*	*	*	*	*	*	6	10	173	9	
X2-F		RETAINER: 8735128 (19207)	CE,CF,CG	EA	2	*	*	*	*	*	*			173	10	
X2-F		SPRING: 7018085 (19207)	CE,CF,CG	EA	1	*	*	*	*	*	*			173	11	
X2-F		BOLT,MACHINE: 595483 (21450)	CE,CF,CG	EA	1	*	*	*	*	*	*			173	12	
X2-F		BRACKET: 10871339 (19207)	CE,CF,CG	EA	1	*	*	*	*	*	*			173	13	
P-F	5305-782-94	BOLT,MACHINE: BRACKET MS90725-114 (96906)	CE,CF,CG	EA	1	*	*	*	*	*	*	6	10	173	14	
X2-F		BRACKET: 10871338 (19207)	CE,CF,CG	EA	2	*	*	*	*	*	*			173	15	
X2-F		SCREW,MACHINE: 588909 (21450)	CE,CF,CG	EA	1	*	*	*	*	*	*			174	1	
P-F	3040-231-74	COLLAR,SHAFT: 8735023 (19207)	CE,CF,CG	EA	1	*	*	*	*	*	*	6	10	174	2	
P-F	5310-208-19	NUT,SELF-LOCKING HEAD: BEAM RETAINER 7225614 (19207)	CE,CF,CG	EA	1	*	*	*	*	*	*	6	10	174	3	
P-F	5310-167-07	WASHER,FLAT: BEAM RETAINER MS63040-3 (96906)	CE,CF,CG	EA	1	*	*	*	*	*	*	6	10	174	4	
P-F	5330-419-94	SEAL,RUBBER STRIP: 8735034 (19207)	CE,CF,CG	EA	1	*	*	*	*	*	*	6	10	174	5	
P-F	5330-419-94	SEAL,RUBBER STRIP: 8735036 (19207)	CE,CF,CG	EA	1	*	*	*	*	*	*	6	10	174	6	
X2-F		SCREW,MACHINE: RUBBER STRIP SEAL 128151 (21450)	CE,CF,CG	EA	12	*	*	*	*	*	*	6	10	174	7	

(1) SMR Code	(2) Federal Stock Number	(3) DESCRIPTION	(4) UNIT of meas	(5) Qty in Unit	(6) 30-day allowance	(7) DS maint allowance	(8) 30-day allowance	(9) GS maint	(10) 1-yr alw	(11) Depot alw	(12) Illustration	(13) Figure	(14) Item		
Reference Number & Mfr. Code			Usable On Code			(a)	(b)	(c)	(a)	(b)	(c)	100 equip	(a) Figure	(b) Item No.	
						1-20	21-50	51-100	1-20	21-50	51-100	(g)			
1812-SPECIAL PURPOSE BODIES-CONTINUED															
P-F	5306-044-05	BOLT, MACHINE: RUBBER STRIP SEAL 440502 (21450)	CE,CF,CG	EA	3	*	*	*	*	*	*	6	10	174	8
X2-F		BEAM ASSEMBLY: 8735018 (19207)	CE,CF,CG	EA	1	*	*	*	*	*	*			174	9
X2-F		PIN COTTER: 590206 (21450)	CE,CF,CG	EA	2	*	*	*	*	*	*			174	10
P-F	3040-419-94	SHAFT, STRAIGHT: 8735030 (19207)	CE,CF,CG	EA	1	*	*	*	*	*	*	6	10	174	11
P-F	2510-417-27	RETAINER, SEAL BEAM: 8735033 (19207)	CE,CF,CG	EA	1	*	*	*	*	*	*	3	5	174	12
P-F	2510-679-14	ROLLER, BODY FRAMME BEARING: 7047097 (19207)	CE,CF,CG	EA	10	*	*	*	*	*	*	6	10	174	13
P-F	5330-470-21	SEAL, RUBBER STRIP: 8735035 (19207)	CE,CF,CG	EA	1	*	*	*	*	*	*	6	8	174	14
X1		PIN: RATCHET SHAFT 103632 (21450)			1									174	24
X1		SHAFT: 8735031 (19207)			1									174	25
P-F	5120-650-78	WRENCH, RATCHET, REVERSIBLE: 7759181 (19207)	CE,CF,CG	EA	1	*	*	*	*	*	*	3	5	174	26
X2-F		SPACER: 8735028 (19207)	CE,CF,CG	EA	1	*	*	*	*	*	*			174	27
P-F	2510-679-17	ROLLER, BODY FRAME GUIDE: 7047098 (19207)	CE,CF,CG	EA	10	*	*	*	*	*	*	3	5	174	28
P-F	2590-231-74	SPROCKET ASSEMBLY: 8735074 (19207)	CE,CF,CG	EA	1	*	*	*	*	*	*	3	5	174	29
X1		BUSHING: 8735026 (19207)			1									174	30
X1		KEY: 7535631 (19207)			1									174	31
X1		SPROCKET: 8735025 (19207)			1									174	32
P-F	5305-068-05	SCREW, CAP, HEXAGON HEAD: SEAL MS90725-6 (96906)	CE,CF,CG	EA	6	*	*	*	*	*	*	6	10	174	15
P-F	3040-231-02	SHAFT, STRAIGHT: 8735029 (19207)	CE,CF,CG	EA	1	*	*	*	*	*	*	6	8	174	16
P-F	5340-799-22	LOCK ASSEMBLY: 7084725 (19207)	CE,CF,CG	EA	1	*	*	*	*	*	*	3	5	174	17

(1)	(2)	(3)	(4)	(5)	(6)	(7)	(8)	(9)	(10)				
SMR Code	Federal Stock Number	DESCRIPTION	UNIT of meas	Qty in Unit	30-day allowance	DS maint	30-day allowance	GS maint	1-yr alw	Depot alw	Illustration (a)	Figure (b)	Item No. (c)
Reference Number & Mfr. Code			Usable	On	Code	(a)	(b)	(c)	(a)	(b)	(c)	100 equip	100 equip
			1-	20	21-	5(51-	10(1-	20	21-	5(51-	10(	gcy	
1812-SPECIAL PURPOSE BODIES-CONTINUED													
P-F	5310-061-46	NUT, SELF-LOCKING, HEXAGON: LOCK 503267 (21450)	CE,CF,CG	EA	1	*	*	*	*	*	*	6	10 174 18
P-F	5305-415-14	SCREW, SHOULDER: RATCHET PAWL 8698440 (19207)	CE,CF,CG	EA	1	*	*	*	*	*	*	6	10 174 19
P-F	2510-231-02	PAWL, RATCHET: 8735056 (19207)	CE,CF,CG	EA	1	*	*	*	*	*	*	3	5 174 20
P-F	3020-415-14	RATCHET SHAT ASSEMBLY: 8735022 (19207)	CE,CF,CG	EA	1	*	*	*	*	*	*	3	5 174 21
P-F	3040-231-74	COLLAR, SHAFT: 8735023 (19207)	CE,CF,CG	EA	1	*	*	*	*	*	*	3	5 174 22
P-F	2510-679-14	RACHET SHAPT, EXPANDABLE BODY: LOCK DRIVE SHAFT 8735054 (19207)	CE,CF,CG	EA	1	*	*	*	*	*	*	3	5 174 23
X1		SPACER: 8735024 (19207)	CE,CF,CG		1								174 33
X2-F		COVER: 8735040 (19207)	CE,CF,CG	EA	1	*	*	*	*	*	*		174 34
P-F	2590-766-33	BUSHING, SLEEVE: 8735057 (19207)	CE,CF,CG	EA	1	*	*	*	*	*	*	4	8 174 35
P-F	5310-905-07	NUT, PLAIN, HEXAGON: FRAME STOP PLATE MS51967-3 (96906)	CE,CF,CG	EA	2	*	*	*	*	*	*	6	10 174 36
P-F	5310-582-59	WASHER, LOCK: FRAME STOP PLATE MS35338-44 (96906)	CE,CF,CG	EA	2	*	*	*	*	*	*	6	10 174 37
P-F	2510-231-74	PLATE, FRAME STOP: 8734990 (19207)	CE,CF,CG	EA	1	*	*	*	*	*	*	2	5 174 38
P-F	5940-892-31	TERMINAL: CABLE END MS35436-9 (96906)	CE,CF,CG	EA	1	*	*	*	*	*	*		175 1
P-F	1015-798-29	TERMINAL: CABLE CONTACT 7982997 (19207)	CE,CF,CG	EA	1	*	*	*	*	*	*		175 2
P-F	5970-933-85	SLEEVE: CABLE SHELL 8338562 (19207)	CE,CF,CG	EA	1	*	*	*	*	*	*		175 3
P-F	5935-833-85	SHELL: CABLE CONNECTING 8338561 (19207)	CE,CF,CG	EA	1	*	*	*	*	*	*		175 4
P-F		CABLE: 14 GAUGE (APPROX 100FT) MS13486/1-5 (81349)	CE,CF,CG	EA	V	*	*	*	*	*	*		175 5

(1)	(2)	(3)				(4)	(5)	(6)	(7)			(8)	(9)	(10)
SMR Code	Federal Stock Number	DESCRIPTION	UNIT of meas	Qty in Unit	30-day DS allowance	DS maint	30-day GS allowance	GS maint	1-yr alw	Depot alw	Illustration			
		Reference Number & Mfr. Code	Usable On Code		(a)	(b)	(c)	(a)	(b)	(c)	100 equip cnt-	per equip	(a) Figure No.	(b) Item No.
1812-SPECIAL PURPOSE BODIES-CONTINUED														
P-F		CONDUIT: CABLE 17-C-18035-90 (80244)	CE,CF,CG	FT V	*	*	*	*	*	*			175	6
P-F	9905-752-46	BAND: MARKER MS39020-1 (96906)	CE,CF,CG	EA 6	*	*	*	*	*	*			175	7
P-F	5940-534-09	TERMINAL: CABLE END MS35436-4 (96906)	CE,CF,CG	EA 2	*	*	*	*	*	*			175	8
P-F	9905-841-44	BAND: PART NUMBER MS39020-2 (96906)	CE,CF,CG	EA 1	*	*	*	*	*	*			175	9
P-F	5940-892-31	TERMINAL: CABLE END MS35436-9 (96906)	CE,CF	EA 1	*	*	*	*	*	*			176	1
P-F	9905-752-46	BAND: MARKER MS39020-1 (96906)	CE,CF	EA 2	*	*	*	*	*	*			176	2
P-F		CABLE: APPROX 70 IN. MS13486/1-5 (96906)	CE,CF	FT V	*	*	*	*	*	*			176	3
P-F	1015-798-29	TERMINAL ASSEMBLY: CABLE CONTRACT 7982997 (19207)	CE,CF	EA 1	*	*	*	*	*	*			176	4
P-F	5970-833-85	SLEEVE: CABLE SHELL 8338562 (19207)	CE,CF	EA 1	*	*	*	*	*	*			176	5
P-F	5935-833-85	SHELL: CABLE CONNECTING 8338561 (19207)	CE,CF	EA 1	*	*	*	*	*	*			176	6
P-O	5340-843-78	CLAMP: MS21333-68 (96906)	CE,CF	EA 2	*	*	*	*	*	*			176	7
P-O	5340-954-52	CLAMP: MS21333-120 (96906)	CE,CF	EA 1	*	*	*	*	*	*			176	8
P-O	5305-057-96	SCREW: MS24621-32 (96906)	CE,CF	EA 2	*	*	*	*	*	*			176	9
P-O	5305-958-54	SCREW: MS35190-236 (96906)	CE,CF,CG	EA 4	*	*	*	*	*	*	6	10	177	1
P-O	5930-115-06	SWITCH: VAN BODY SINGLE POLE, EMERGENCY LIGHT 10937830 (19207)	CE,CF,CG	EA 1	*	*	*	*	*	*	3	5	177	2
P-O	5930-115-06	SWITCH: VAN BODY 3-WAY BLACKOUT 10937539 (19207)	CE,CF,CG	EA 1	*	*	*	*	*	*	3	5	177	3
P-F		BOX: REAR WALL EMERGENCY LIGHT SWITCH 8743871 (19207)	CE,CF,CG	EA 2	*	*	*	*	*	*			177	4
P-F	5325-276-62	GROMMET: MS35489-9 (96906)	CE,CF,CG	EA 2	*	*	*	*	*	*	4	8	177	5



(1)	(2)	(3)	(4)	(5)	(6)	(7)	(8)	(9)	(10)			
SMR Code	Federal Stock Number	DESCRIPTION	UNIT of meas	Qty in Unit	30-day allowance	DS maint	30-day allowance	GS maint	1-yr alw	Depot alw	Illustration Figure (a)	Item No. (b)

Reference Number & Mfr. Code

Usable On Code

(a) (b) (c) (a) (b) (c) (a) (b) (c)  
1-20 21-5(51-10(1-20 21-5(51-10(gcy

1812-SPECIAL PURPOSE BODIES-CONTINUED

P-F	5305-883-06	SCREW: MS24617-21 (96906)	CE,CF,CG	EA	8	*	*	*	*	*	6	10	177	6
P-O	5305-958-54	SCREW: MS35190-236 (96906)	CE,CF,CG	EA	4	*	*	*	*	*	6	10	178	1
P-O	5975-952-83	PLATE: VAN BODY 3-WAY SWITCH BOX COVER 8342289 (19207)	CE,CF,CG	EA	2	*	*	*	*	*	3	5	178	2
P-O	5310-768-03	NUT, PLAIN, HEXAGON: HARNES GROUND CABLE SCREW MS51968-2 (96906)	CE,CF,CG	EA	1	*	*	*	*	*	6	10	178	3
P-O	5310-889-25	WASHER: HARNES GROUND CABLE MS4590468 (96906)	CE,CF,CG	EA	2	*	*	*	*	*	6	10	178	4
P-O	5305-068-05	SCREW, CAP, HEXAGON: HARNES GROUND CABLE MS90726-5 (96906)	CE,CF,CG	EA	1	*	*	*	*	*	6	10	178	5
P-F	5310-833-85	WASHER: CABLE CONNECTING SHELL RETAINING 8338567 (19207)	CE,CF,CG	EA	2	*	*	*	*	*	6	10	179	1
P-F	5940-057-29	FERRULE: CABLE CONNECTING SHELL MS27148-2 (96906)	CE,CF,CG	EA	2	*	*	*	*	*	3	5	179	2
P-F	5935-572-91	SHELL: CABLE CONNECTING 8338566 (19207)	CE,CF,CG	EA	2	*	*	*	*	*	3	5	179	3
P-F		CABLE ASSEMBLY: VAN BODY CLEARANCE LIGHT 7535589 (19207)	CE,CF,CG	EA	1	*	*	*	*	*			179	4
P-F	1015-789-76	MARKER: CABLE PART NUMBER 7392224 (19207)	CE,CF,CG	EA	1	*	*	*	*	*	3	5	179	5
P	6145-772-08	CABLE: 14 GAUGE APPROX 106 FT 7702853 (19207)	CE,CF,CG	FT	V	*	*	*	*	*	3	5	179	6
P-F	9905-752-46	MARKER: CABLE CIRCUIT MS39020-1 (96906)	CE,CF,CG	EA	10	*	*	*	*	*	3	5	179	7
P-F	5935-833-85	SHELL: CAVLE CONNECTING 8338561 (19207)	CE,CF,CG	EA	8	*	*	*	*	*	3	5	179	8
P-F	5970-833-85	SLEEVE: CABLE 8338562 (19207)	CE,CF,CG	EA	8	*	*	*	*	*	3	5	179	9
P-F	5935-390-66	TERMINAL: CAVLE CRIMPED 8338564 (19207)	CE,CF,CG	EA	8	*	*	*	*	*	3	5	179	10

(1)	(2)	(3)	TM9-2320-211-34P										(8)	(9)	(10)	
SMR	Federal	DESCRIPTION	UNIT	Qty	30-day DS	maint	30-day GS	maint	1-yr	Depot	Illustration					
Code	Stock		of	inc.	allowance		allowance		alw	maint		per	alw			
	Number		meas	in					per	alw		100	per	(a)	(b)	
			Unit						100	per	(a)	equip	100	Figure	Item	
					(a)	(b)	(c)	(a)	(b)	(c)	cnt-	equip	No.		No.	
		Reference Number & Mfr. Code	Usable On Code		1-20	21-5	(51-10)	(1-20	21-5	(51-10)	gcy					
1812-SPECIAL PURPOSE BODIES-CONTINUED																
P-F		BOX: VAN BODY TELEPHONE POST 8735431 (19207)	CE,CF,CG	EA	2	*	*	*	*	*	*			180	1	
P-F		COVER: VAN BODY TELEPHONE POST 7759184 (19207)	CE,CF,CG	EA	1	*	*	*	*	*	*			180	2	
P-F	5305-883-06	SCREW: MS24617-21 (96906)	CE,CF,CG	EA	4	*	*	*	*	*	*	6	10	180	3	
P-F		SEAL: VAN BODY TELEPHONE POST 7059240 (19207)	CE,CF,CG	EA	1	*	*	*	*	*	*			180	4	
P-F	5305-833-06	SCREW: MS24617-23 (96906)	CE,CF,CG	EA	8	*	*	*	*	*	*	6	10	180	5	
P-F	5305-984-61	SCREW: MS35206-241 (96906)	CE,CF,CG	EA	6	*	*	*	*	*	*	6	10	180	6	
P-F	5310-768-03	NUT: MS51968-2 (96906)	CE,CF,CG	EA	6	*	*	*	*	*	*	6	10	180	7	
P-F		POST: VAN BODY TELEPHONE 7336057 (19207)	CE,CF,CG	EA	6	*	*	*	*	*	*			180	8	
P-F	5325-619-65	GROMMET: TELEPHONE POST CABLE MS35490-6 (96906)	CE,CF,CG	EA	6	*	*	*	*	*	*	4	8	180	9	
P-O		CLAMP: MAIN HARNESS CABLE RETAINING MS21333-84 (96906)	CE,CF,CG	EA	1	*	*	*	*	*	*	4	8	181	1	
P-O	5340-922-63	CLAMP: MAIN HARNESS AND CEILING RETAINING MS21333-81 (96906)	CE,CF,CG	EA	11	*	*	*	*	*	*	4	8	181	1	
P-O	5340-922-63	CLAMP: VAN BODY CEILING CABLE RETAINING MS21333-79 (96906)	CE,CF,CG	EA	8	*	*	*	*	*	*	4	8	181	1	
P-O	5305-879-79	SCREW: MS24617-31 (96906)	CE,CF,CG	EA	20	*	*	*	*	*	*	8	20	181	2	
P-F		ROD ASSEMBLY: VAN BODY END PANEL DOOR RETAINING 10937607 (19207)	CE,CF,CG	EA	4	*	*	*	*	*	*			182	1	
P-F	5315-815-88	PIN: MS35810-34 (96906)	CE,CF,CG	EA	4	*	*	*	*	*	*	4	8	182	2	
P-F	5315-080-60	WASHER, LOCK: MS27183-14 (96906)	CE,CF,CG	EA	8	*	*	*	*	*	*	6	10	182	3	
P-F	5315-842-30	PIN, COTTER: MS24665-283 (96906)	CE,CF,CG	EA	4	*	*	*	*	*	*	6	10	182	4	
P-F		GASKET: 10937126 (19207)	CE,CF,CG	EA	1	*	*	*	*	*	*			183	1	
P-F		COVER: 10937090 (19207)	CE,CF,CG	EA	1	*	*	*	*	*	*			183	2	

(1)	(2)	(3)	TM9-2320-211-34P										(10)	
SMR	Federal	DESCRIPTION	UNIT	Qty	30-day DS	maint	30-day GS	maint	1-yr	Depot	Illustration			
Code	Stock		of	inc.	allowance		allowance		alw	maint				
	Number		meas	in					per	alw				
			Unit						100	per	(a)	(b)		
									equip	100	Figure	Item		
									cnt-	equip	No.	No.		
		Reference Number & Mfr. Code	Usable On Code	(a)	(b)	(c)	(a)	(b)	(c)	1-20	21-5(51-10)	1-20	21-5(51-10)	
1812-SPECIAL PURPOSE BODIES-CONTINUED														
P-F	5305-990-64	SCREW: MS35207-261 (96906)	CE,CF,CG	EA	4	*	*	*	*	*	6	10	183	3
P-F	5310-045-32	WASHER, LOCK: MS35338-43 (96906)	CE,CF,CG	EA	4	*	*	*	*	*	6	10	183	4
P-F	5310-012-03	NUT: MS35649-102 (96906)	CE,CF,CG	EA	4	*	*	*	*	*	6	10	183	5
P-F	5305-753-43	SCREW: 172463 (19207)	CE,CF,CG	EA	2	*	*	*	*	*	6	10	184	1
P-F	5310-950-13	WASHER, LOCK: MS27183-4 (96906)	CE,CF,CG	EA	2	*	*	*	*	*	6	10	184	2
P-F	2540-766-33	BUMPER: VAN BODY REAR DOOR 7535643 (19207)	CE,CF,CG	EA	2	*	*	*	*	*	4	8	184	3
P-O	5305-984-73	SCREW: MS35191-275 (96906)	CE,CF,CG	EA	3	*	*	*	*	*	6	10	185	1
P-O		BRACKET: SAFETY CHAIN RETAINING 10896774 (19207)	CE,CF,CG	EA	1	*	*	*	*	*			185	2
P-O		PLATE: REINFORCING 10896775 (19207)	CE,CF,CG	EA	1	*	*	*	*	*			185	3
P-O	5310-050-32	NUT: 503209 (19207)	CE,CF,CG	EA	3	*	*	*	*	*	6	10	185	4
P-O	4030-227-04	SHOOK: 506893 (19207)	CE,CF,CG	EA	1	*	*	*	*	*	4	8	185	5
P-O	5340-276-52	SNAP CHAIN: 549615 (19207)	CE,CF,CG	EA	1	*	*	*	*	*	4	8	185	6
P-O		CHAIN: ROOF LOCK SAFTEY (15 IN.) 42-C-15120-214 (19207)	CE,CF,CG	FT	V	*	*	*	*	*			185	7
P-F	4210-933-29	BRACKET: FIRE EXTINGUISHER MOUNTING 10924916 (19207)	CE,CF,CG	EA	2	*	*	*	*	*	4	8	186	1
P-F		SCREW: MS24616-55 (96906)	CE	EA	8	*	*	*	*	*	6	10	186	2
P-F	5340-699-84	RETAINER: VAN BODY END PANEL ROD STOWAGE 7539185 (19207)	CE,CF,CG	EA	4	*	*	*	*	*	3	5	187	1
P-F	5305-969-69	SCREW: MS24617-10 (96906)	CE,CF,CG	EA	4	*	*	*	*	*	6	10	187	2
P-F		PIN: CYLINDER ROD END 20037701 (19207)	CE,CF,CG	EA	2	*	*	*	*	*			189	8
P-F		PIN: COTTER 90831075 (19207)	CE,CF,CG	EA	4	*	*	*	*	*			189	9
P-F		PIN: COTTER 90831075 (19207)	CE,CF,CG	EA	4	*	*	*	*	*			189	9

(1)	(2)	(3)	TM9-2320-211-34P																			
SMR Code	Federal Stock Number	DESCRIPTION	UNIT of meas	Qty in Unit	30-day DS allowance	30-day GS allowance	1-yr alw	1-yr alw	1-yr alw	1-yr alw	1-yr alw	1-yr alw	1-yr alw	1-yr alw	1-yr alw	1-yr alw	1-yr alw	1-yr alw	1-yr alw	1-yr alw		
		Reference Number & Mfr. Code	Usable	On Code	(a)	(b)	(c)	(a)	(b)	(c)	(a)	(b)	(c)	(a)	(b)	(c)	(a)	(b)	(c)	(a)	(b)	(c)
1812-SPECIAL PURPOSE BODIES-CONTINUED																						
P-F		PLATE: CLUTCH TIE 20021003 (19207)	CE,CF,CG	EA	2	*	*	*	*	*	*	*	*	*	*	*					189	10
P-F		BOLT: 90804385 (19207)	CE,CF,CG	EA	2	*	*	*	*	*	*	*	*	*	*	*					189	11
P-F		WASHER: 98415060 (19207)	CE,CF,CG	EA	2	*	*	*	*	*	*	*	*	*	*	*					189	12
P-F		CLUTCH ASSEMBLY: RIGHT 20052020 (19207)	CE,CF,CG	EA	1	*	*	*	*	*	*	*	*	*	*	*					189	13
P-F		NUT: KICKOUT LEVER AND LOWERING LOCK LEVER, ADJUSTMENT 95210330 (19207)	CE,CF,CG	EA	2	*	*	*	*	*	*	*	*	*	*	*					189	14
X2-H		MAIN FRAME ASSEMBLY: POWER GATE 20100933 (19207)	CE,CF,CG	EA	1				*	*	*										189	1
P-F		HOOK: ASSEMBLY,PIVOT 20100668 (19207)	CE,CF,CG	EA	2	*	*	*	*	*	*	*	*	*	*	*					189	2
P-F		RING: 97175039 (19207)	CE,CF,CG	EA	4	*	*	*	*	*	*	*	*	*	*	*					189	3
P-F		PIN: 20100102 (19207)	CE,CF,CG	EA	2	*	*	*	*	*	*	*	*	*	*	*					189	4
P-F		WASHER: CLOSING-CYLINDER RETAINING 20048803 (19207)	CE,C,CG	EA	2	*	*	*	*	*	*	*	*	*	*	*					189	5
P-F		WASHER: LOCK CLOSING CYLINDER RETAINING 98415045 (19207)	CE,CF,CG	EA	2	*	*	*	*	*	*	*	*	*	*	*					189	6
P-F		BOLT: CLOSING CYLINDER RETAINING 9080415 (19207)	CE,CF,CG	EA	2	*	*	*	*	*	*	*	*	*	*	*					189	7
P-H	5305-725-41	SCREW: MS90726-170 (96906)	CE,CF,CG	EA	6				*	*	*						6	10	188			1
P-H	5310-820-66	WASHER: MS35338-50 (96906)	CE,CF,CG	EA	6				*	*	*						6	10	188			2
P-H		BRACKET: VAN BODY LIFTING 8380499 (19207)	CE,CF,CG	EA	2				*	*	*						3	5	188			3
P-H	5310-763-89	NUT: MS51968-20 (96906)	CE,CF,CG	EA	6				*	*	*						6	10	188			4
P-F		BOLT: KICKOUT LEVER AND LOWERING LOCK LEVER, ADJUSTMENT 90804082 (19207)	CE,CF,CG	EA	2	*	*	*	*	*	*	*	*	*	*	*					189	15
X2-H		CLUTCH: INNER 20020301 (19207)	CE,CF,CG	EA	2				*	*	*										189	16
P-O		FITTING: GREASE,CENTER BEARING AND INTER CLUTC 92408045 (19207)	CE,CF,CG	EA	4	*	*	*	*	*	*	*	*	*	*	*					189	17

(1) (2) (3)  
 SMR Federal:DESCRIPTION  
 Code Stock  
 Number

TM9-2320-211-34P  
 (4) (5) (6) (7) (8) (9) (10)  
 UNIT Qty 30-day DS maint 30-day GS maint 1-yr Depot Illustration  
 of inc. allowance allowance alw maint  
 meas in Unit per alw  
 100 per (a) (b)  
 equip100 Figure Item  
 cnt- equipNo. No.  
 (a) (b) (c) (a) (b) (c) 1-20 21-5(51-10(1-20 21-5(51-10(gcy

Reference Number & Mfr. Code

Usable On Code

1812-SPECIAL PURPOSE BODIES-CONTINUED

Code	Description	Usable On Code	EA	1	2	3	4	5	6	7	8	9	10	11	12	13	14	15	16
X2-H	SHAFT: TORQUE 20052302 (19207)	CE,CF,CG	EA	1			*	*	*									189	18
P-H	CENTERJ BEARING ASSEMBLY: 20100751 (19207)	CE,CF,CG	EA	2			*	*	*									189	19
P-F	CLUTCH ASSEMBLY: LEFT 20052018 (19207)	CE,CF,CG	EA	1	*	*	*	*	*	*								189	20
X2-F	LATCH: ASSEMBLY, LEFT FRAME 20100682 (19207)	CE,CF,CG	EA	2	*	*	*	*	*	*								190	1
P-F	BOLT: ADJUSTING 90804082 (19207)	CE,CF,CG	EA	1	*	*	*	*	*	*								190	2
P-F	NUT: ADJUSTING 95210330 (19207)	CE,CF,CG	EA	1	*	*	*	*	*	*								190	3
P-F	NUT: 95210330 (19207)	CE,C,CG	EA	8	*	*	*	*	*	*								190	3
P-F	BUSHING: LEFT FRAME END 90708075 (19207)	CE,CF,CG	EA	2	*	*	*	*	*	*								190	4
P-O	FITTING: GREASE,LEFT FRAME END BUSHING 92408030 (19207)	CE,CF,CG	EA	2	*	*	*	*	*	*								190	5
P-O	FITTING: GREASE,RADUIS ROD PIN AND BEARING 92408045 (19207)	CE,CF,CG	EA	10	*	*	*	*	*	*								190	6
P-F	RADUIS: ROD 20100921 (19207)	CE,CF,CG	EA	4	*	*	*	*	*	*								190	7
P-F	PIN: REDUIS ROD 20041801 (19207)	CE,CF,CG	EA	4	*	*	*	*	*	*								190	8
P-F	PIN: COTTER 90831075 (19207)	CE,CF,CG	EA	4	*	*	*	*	*	*								190	9
P-F	BOLT: 90804485 (19207)	CE,CF,CG	EA	8	*	*	*	*	*	*								190	10
P-F	BEARING: CAP,ARM 20015101 (19207)	CE,CF,CG	EA	2	*	*	*	*	*	*								190	11
P-F	BOLT: 90804420 (19207)	CE,CF,CG	EA	4	*	*	*	*	*	*								190	12
P-F	WASHER: LOCK 98415060 (19207)	CE,CF,CG	EA	4	*	*	*	*	*	*								190	13
P-F	NUT: 95210360 (19207)	CE,CF,CG	EA	4	*	*	*	*	*	*								190	14
P-O	ARM ASSEMBLY: BEARING CAP 20100918 (19207)	CE,CF,CG	EA	2	*	*	*	*	*	*								190	15
P-F	WASHER: LOCK 98415054 (19207)	CE,CF,CG	EA	8	*	*	*	*	*	*								190	16

(1)	(2)	(3)	TM9-2320-211-34P			(4)	(5)	(6)	(7)	(8)	(9)	(10)	
SMR	Federa	DESCRIPTION	UNIT	Qty	30-day DS	maint	30-day GS	maint	1-yr	Depot	Illustration		
Code	Stock		of	inc.	allowance		allowance		alw	maint			
Number			meas	in					per	alw			
			Unit						100	per	(a)	(b)	
					(a)	(b)	(c)	(a)	(b)	(c)	equip	100	
					1-20	21-5	(51-10	1-20	21-5	(51-10	gcy	Figure	
												Item	
												No.	
1812-SPECIAL PURPOSE BODIES-CONTINUED													
P-F		ROD ASSEMBLY: PISTON 79100296 (19207)	CE,CF,CG	EA	1	*	*	*	*	*	*	190	17
P-H		NUT: CRIPCO 95210245 (19207)	CE,CF,CG	EA	1				*	*	*	190	18
P-F		CYLINDER ASSEMBLY: CLOSING,RIGHT AND LEFT POWER GATE 79100292 (19207)	CE,CF,CG	EA	2	*	*	*	*	*	*	190	19
P-H		WIPER: SCRAPER SEAL 98430012 (19207)	CE,CF,CG	EA	1	*	*	*	*	*	*	191	1
P-H		RING: BACKUP,CYLINDER HEAD O-RING 97135072 (19207)	CE,CF,CG	EA	2				*	*	*	191	2
X2-F		COLLAR: CYLINDER FRONT HEAD RETAINING 79100291 (19207)	CE,CF,CG	EA	1	*	*	*	*	*	*	191	3
P-H		O-RING: SEAL,CYLINDER HEAD 97140019 (19207)	CE,CF,CG	EA	1				*	*	*	191	4
X2-F		FRONT HEAD: CYLINDER 79100289 (19207)	CE,CF,CG	EA	1	*	*	*	*	*	*	191	5
P-H		O-RING: SEAL,CYLINDER HEAD 97140190 (19207)	CE,CF,CG	EA	1				*	*	*	191	6
P-H		O-RING: SEAL, PISTON 9714118 (19207)	CE,CF,CG	EA					*	*	*	191	7
X2-F		PISTON: CYLINDER 79100290 (19207)	CE,CF,CG	EA	1	*	*	*	*	*	*	191	8
P-H		RING: PISTON BEARING 97130403 (19207)	CE,CF,CG	EA	2				*	*	*	191	9
P-H		O-RING: SEAL,PISTON 97140023 (19207)	CE,CF,CG	EA	1				*	*	*	191	10
P-H		RING: SEAL,PISTON 97130402 (19207)	CE,CF,CG	EA	1				*	*	*	191	11
P-F		TUBING ASSEMBLY: TEE TO CYLINDER (USED ON RIGHT CYLINDER ONLY) 52258002 (19207)	CE,CF,CG	EA	1	*	*	*	*	*	*	191	12
P-F		TEE: MALE,CHECK VALVE (USED ON RIGHT CYLINDER ONLY) 96082518 (19207)	CE,CF,CG	EA	1	*	*	*	*	*	*	191	13
P-F		ELBOW: SWIVEL,CHECK VALVE TEE (USED ON RIGHT CYLINDER ONLY) 96000220 (19207)	CE,CF,CG	EA	1	*	*	*	*	*	*	191	14

(1)	(2)	(3)	TM9-2320-211-34P			(4)	(5)	(6)	(7)	(8)	(9)	(10)	
SMR	Federal	DESCRIPTION	UNIT	Qty	30-day DS	maint	30-day GS	maint	1-yr	Depot	Illustration		
Code	Stock	Number	of	inc.	allowance		allowance		alw	maint			
			meas	in					per	alw		(b)	
				Unit					100	per	(a)	(b)	
					(a)	(b)	(c)	(a)	(b)	(c)	cnt-	equipNo.	Figure
		Reference Number & Mfr. Code		Usable On Code	1-20	21-5(51-10(1-20	21-5(51-10(1-20	21-5(51-10(1-20	21-5(51-10(1-20	21-5(51-10(1-20	gcy		No.
1812-SPECIAL PURPOSE BODIES-CONTINUED													
P-F		ELBOW: MALE,CHECK VALVE(USED ON RIGHT CYLINDER ONLY) 96082218 (19207)	CE,CF,CG	EA	1	*	*	*	*	*	*	191	15
P-F		CHECK: VALVE(USED ON RIGHT CYLINDER ONLY) 98005380 (19207)	CE,CF,CG	EA	1	*	*	*	*	*	*	191	16
P-F		CONNECTOR: TUBE TO CHECK VALVE (USED ON RIGHT CYLINDER ONLY) 96081618 (19207)	CE,CF,CG	EA	1	*	*	*	*	*	*	191	17
P-F		TUBING ASSEMBLY: CYLINDER TO CHECK VALVE (USED ON RIGHT CYLINDER ONLY) 52067316 (19207)	CE,CF,CG	EA	1	*	*	*	*	*	*	191	18
P-F		CONNECTOR: MALE,TUBE TO CYLINDER (USED ON RIGHT CYLINDER ONLY) 96081619 (19207)	CE,CF,CG	EA	2	*	*	*	*	*	*	191	19
P-F		CYLINDER ASSEMBLY: LIFTING,POWER GATE 79100300 (19207)	CE,CF,CG	EA	1	*	*	*	*	*	*	192	1
P-F		WASHER: 98415045 (19207)	CE,CF,CG	EA	3	*	*	*	*	*	*	192	2
P-F		BOLT: 90804150 (19207)	CE,CF,CG	EA	3	*	*	*	*	*	*	192	3
X2-F		BEARING: SLEEVE ROD END CYLINDER PIN 90690055 (19207)	CE,CF,CG	EA	2	*	*	*	*	*	*	192	4
P-F		PIN: COILED 95620037 (19207)	CE,CF,CG	EA	1	*	*	*	*	*	*	192	5
P-F		PIN: ROD END CYLINDER 20100731 (19207)	CE,CF,CG	EA	1	*	*	*	*	*	*	192	6
P-F		PACKING: PISTON ROD 95601125 (19207)	CE,CF,CG	EA	3	*	*	*	*	*	*	192	7
X2-F		PIN: TRUNNION 20047710 (19207)	CE,CF,CG	EA	1	*	*	*	*	*	*	192	8
P-F		PIN: COTTER 90831140 (19207)	CE,CF,CG	EA	2	*	*	*	*	*	*	192	9
P-F		BRACKET: PUMP MOUNTING 20100722 (19207)	CE,CF,CG	EA	1	*	*	*	*	*	*	193	1
P-F		BOLT: 90804150 (19207)	CE,CF,CG	EA	16	*	*	*	*	*	*	193	2
P-F		WASHER:LOCK 98415045 (19207)	CE,CF,CG	EA	8	*	*	*	*	*	*	192	8
P-F		GASKET: PUMP MOUNTING BRACKET 92404160 (19207)	CE,CF,CG	EA	1	*	*	*	*	*	*	193	4

(1)	(2)	(3)	TM9-2320-211-34P			(4)	(5)	(6)	(7)	(8)	(9)	(10)
SMR	Federa	DESCRIPTION	UNIT	Qty	30-day DS	maint	30-day GS	maint	1-yr	Depot	Illustration	
Code	Stock		of	inc.	allowance		allowance		alw	maint		
Number			meas	in					per	alw		
			Unit						100	per	(a)	(b)
									equip	100	Figure	Item
					(a)	(b)	(c)	(a)	(b)	(c)	cnt-	equip
					1-20	21-5	(51-10	1-20	21-5	(51-10	gcy	No.
												No.

Reference Number & Mfr. Code

Usable On Code

1812-SPECIAL PURPOSE BODIES-CONTINUED

X2-F	HOUSING: PUMP 77040201 (19207)	CE,CF,CG	EA	1	*	*	*	*	*	*		193	5
X2-F	BUSHING: GEAR SHAFT 90709255 (19207)	CE,CF,CG	EA	4	*	*	*	*	*	*		193	6
X2-H	GEAR: SHAFT 77010301 (19207)	CE,CF,CG	EA	1				*	*	*		193	7
X2-H	KEY: GEAR SHAFT 94005025 (19207)	CE,CF,CG	EA	2				*	*	*		193	8
X2-H	COVER: PUMP 77040301 (19207)	CE,CF,CG	EA	1				*	*	*		193	9
P-F	SPRING: PUMP SHAFT TENSION 97255355 (19207)	CE,CF,CG	EA	2	*	*	*	*	*	*		193	10
P-F	RING: PACKING,MALE 77010401 (19207)	CE,CF,CG	EA	2	*	*	*	*	*	*		193	11
P-F	PACKING: PUMP 95601130 (19207)	CE,CF,CG	EA	6	*	*	*	*	*	*		193	12
X2-H	RING: PACKING,FEMALE 77010501 (19207)	CE,CF,CG	EA	2				*	*	*		193	13
P-F	RING: SNAP 97175010 (19207)	CE,CF,CG	EA	2	*	*	*	*	*	*		193	14
X2-H	SHAFT: PUMP 77010101 (19207)	CE,CF,CG	EA	1				*	*	*		193	15
X2-H	GEAR AND SHAFT ASSEMBLY: POWER GATE 77050101 (19207)	CE,CF,CG	EA	2				*	*	*		193	16
P-F	GASKET: PUMP COVER(.002) 77010201 (19207)	CE,CF,CG	EA	V	*	*	*	*	*	*		193	17
P-F	GASKET: PUMP COVER(.003) 77010202 (19207)	CE,CF,CG	EA	V	*	*	*	*	*	*		193	18
P-F	GASKET: PUMP COVER(004) 77010203 (19207)	CE,CF,CG	FT	V	*	*	*	*	*	*		193	19
P-F	GASKET: PUMP COVRE(005) 77010204 (19207)	CE,CF,CG	FT	V	*	*	*	*	*	*		193	20
P-F	PUMP ASSEMBLY: POWER GATE 77080101 (19207)	CE,CF,CG	EA	1	*	*	*	*	*	*		193	21
X2-H	PUMP AND BRACKET ASSEMBLY: POWER GATE 20100908 (19207)	CE,CF,CG	EA	1				*	*	*		193	22
X2-H	BOLT: 90802031 (19207)	CE,CF,CG	EA	1				*	*	*		194	1
X2-H	RING: SNAP 97175020 (19207)	CE,CF,CG	EA	1				*	*	*		194	2



(1) (2) (3)  
 SMR Federal:DESCRIPTION  
 Code Stock  
 Number

TM9-2320-211-34P  
 (4) (5) (6) (7) (8) (9) (10)  
 UNIT Qty 30-day DS maint 30-day GS maint 1-yr Depot Illustration  
 of inc. allowance allowance alw maint  
 meas in Unit per alw  
 100 per (a) (b)  
 equip100 Figure Item  
 cnt- equipNo. No.  
 (a) (b) (c) (a) (b) (c)  
 1-20 21-5(51-10(1-20 21-5(51-10(gcy

Reference Number & Mfr. Code

Usable On Code

1812-SPECIAL PURPOSE BODIES-CONTINUED

Code	Description	Usable On Code	EA	Qty	30-day DS maint	30-day GS maint	1-yr alw	Depot	Illustration
X2-H	WASHER: SHIFTER SHAFT SPRING 20048806 (19207)	CE,CF,CG	EA	3	*	*	*	194	3
X2-H	HOUSING AND NIPPLE ASSEMBLY: 20057401 (19207)	CE,CF,CG	EA	1	*	*	*	194	4
X2-H	SHIFTER: SHAFT 20044701 (19207)	CE,CF,CG	EA	1	*	*	*	194	5
X2-H	BALL: STEEL, SETSCREW SPRING 90430045 (19207)	CE,CF,CG	EA	1	*	*	*	194	6
X2-H	SETSCREW: VALVE LOCK 97205175 (19207)	CE,CF,CG	EA	1	*	*	*	194	7
X2-H	CAP: SETSCREW 90801105 (19207)	CE,CF,CG	EA	1	*	*	*	194	8
X2-H	SPRING: SETSCREW 97252095 (19207)	CE,CF,CG	EA	1	*	*	*	194	9
X2-H	SPRING: SHIFTER SHAFT 97252200 (19207)	CE,CF,CG	EA	1	*	*	*	194	10
X2-H	BUSHING: HOUSING 20017501 (19207)	CE,CF,CG	EA	1	*	*	*	194	11
X2-H	BUSHING: SHIFTER SHAFT 97175020 (19207)	CE,CF,CG	EA	1	*	*	*	194	12
X2-H	WASHER: LOCK 98415020 (19207)	CE,CF,CG	EA	1	*	*	*	194	13
X2-H	KICKOUT ASSEMBLY: POWER GATE 20056401 (19207)	CE,CF,CG	EA	2	*	*	*	194	14
X2-H	BALL: RELIEF VALVE CAGE SPRING GUIDE 90430050 (19207)	CE,CF,CG	EA	1	*	*	*	194	15
X2-H	GUIDE: RELIEF VALVE CAGE 20045901 (19207)	CE,CF,CG	EA	1	*	*	*	194	16
X2-H	SPRING: RELIEF VALVE CAGE GUIDE 97255395 (19207)	CE,CF,CG	EA	1	*	*	*	194	17
X2-H	SHIM: RELIEF VALVE CAGE 20045501 (19207)	CE,CF,CG	EA	V	*	*	*	194	18
X2-H	GASKET: RELIEF VALVE CAGE 92404165 (19207)	CE,CF,CG	EA	1	*	*	*	194	19
X2-H	CAGE: RELIEF VALVE 20042303 (19207)	CE,CF,CG	EA	1	*	*	*	194	20
P-F	LINK: CONNECTING 20033901 (19207)	CE,CF,CG	EA	2	*	*	*	194	21

(1) (2) (3)  
 SMR Federal:DESCRIPTION  
 Code Stock  
 Number

TM9-2320-211-34P  
 (4) (5) (6) (7) (8) (9) (10)  
 UNIT Qty 30-day DS maint 30-day GS maint 1-yr Depot Illustration  
 of inc. allowance allowance alw maint  
 meas in Unit per alw  
 100 per (a) (b)  
 equip100 Figure Item  
 cnt- equipNo. No.  
 (a) (b) (c) (a) (b) (c)  
 1-20 21-5(51-10(1-20 21-5(51-10(gcy

Reference Number & Mfr. Code

Usable On Code

1812-SPECIAL PURPOSE BODIES-CONTINUED

Code	Description	Usable On Code	EA	2	*	*	*	*	*	*	194	22
P-F	WASHER: LOCK 98415045 (19207)	CE,CF,CG	EA	2	*	*	*	*	*	*	194	22
P-F	BOLT: 90804145 (19207)	CE,CF,CG	EA	2	*	*	*	*	*	*	194	23
P-F	RING: SNAP, VALVE SEAL 97175025 (19207)	CE,CF,CG	EA	4	*	*	*	*	*	*	194	24
P-F	SEAL: VALVE 97210135 (19207)	CE,CF,CG	EA	4	*	*	*	*	*	*	194	25
X2-H	PIPE: NIPPLE, VALVE 20049401 (19207)	CE,CF,CG	EA	2				*	*	*	194	26
X2-H	BALL: STEEL, SETSCREW 90430045 (19207)	CE,CF,CG	EA	2				*	*	*	194	27
X2-H	SPRING: SETSCREW 97252245 (19207)	CE,CF,CG	EA	2				*	*	*	194	28
X2-H	SETSCREW: VALVE (LOCKING) 97205185 (19207)	CE,CF,CG	EA	2				*	*	*	194	29
X2-H	CAP: VALVE PIPE 90801105 (19207)	CE,CF,CG	EA	2				*	*	*	194	30
P-F	NUT: 950210105 (19207)	CE,CF,CG	EA	3	*	*	*	*	*	*	194	31
P-F	BOLT: 90804160 (19207)	CE,CG,CG	EA	3	*	*	*	*	*	*	194	32
P-F	BOLT: 90804145 (19207)	CE,CF,CG	EA	1	*	*	*	*	*	*	194	33
P-F	WASHER: LOCK 98415054 (19207)	CE,CF,CG	EA	4	*	*	*	*	*	*	194	34
P-F	WASHER: 20048801 (19207)	CE,CF,CG	EA	2	*	*	*	*	*	*	194	35
P-F	NUT: JAM 95210390 (19207)	CE,CF,CG	EA	2	*	*	*	*	*	*	194	36
P-F	EYE: BOLT 90697040 (19207)	CE,CF,CG	EA	2	*	*	*	*	*	*	194	37
P-F	VALVE ASSEMBLY: POWER GATE CONTROL 20100109 (19207)	CE,CF,CG	EA	1	*	*	*	*	*	*	194	38
P-O	UNION: ADAPTRE 90200047 (19207)	CE,CF,CG	EA	2	*	*	*	*	*	*	1945	1
P-O	HOLSE: LEFT CLOSING CYLINDER TO VALVE (1/4 X 48 LONG) 92821160 (19207)	CE,CF,CG	EA	2	*	*	*	*	*	*	195	2

(1)	(2)	(3)	TM9-2320-211-34P			(4)	(5)	(6)	(7)	(8)	(9)	(10)	
SMR	Federa	DESCRIPTION	UNIT	Qty	30-day DS	maint	30-day GS	maint	1-yr	Depot	Illustration		
Code	Stock		of	inc.	allowance		allowance		alw	alw			
Number			meas	in					per	per	(a)	(b)	
			Unit						100	per	Figure	Item	
					(a)	(b)	(c)	(a)	(b)	(c)	equip	No.	
Reference	Number & Mfr. Code	Usable On Code			1-20	21-5(51-10(1-20	21-5(51-10(1-20	21-5(51-10(1-20	21-5(51-10(1-20	21-5(51-10(1-20	cnt-	equipNo.	No.
1812-SPECIAL PURPOSE BODIES-CONTINUED													
P-O	TY-RAP: HOSE SECURING 97431100 (19207)	CE,CF,CG	EA	2	*	*	*	*	*	*		195	3
P-O	CLIP1 TUBE RETAINING 90812010 (19207)	CE,CF,CG	EA	1	*	*	*	*	*	*		195	4
P-O	BOLT: 90804028 (19207)	CE,CF,CG	EA	1	*	*	*	*	*	*		195	5
P-O	TEE: 97415015 (19207)	CE,CF,CG	EA	2	*	*	*	*	*	*		195	6
P-O	CONNECTOR MALE: HOSE 96081619 (19207)	CE,CF,CG	EA	2	*	*	*	*	*	*		195	7
P-O	NIPPLE: VALVE TEE 95205285 (19207)	CE,CF,CG	EA	2	*	*	*	*	*	*		195	8
P-O	HOSE ASSEMBLY: RIGHT CLOSING TO VALVE 52301795 (19207)	CE,CF,CG	EA	2	*	*	*	*	*	*	*	195	9
P-O	TEE: HOSE 97415145 (19207)	CE,CF,CG	EA	1	*	*	*	*	*	*		195	10
P-O	ADAPTER: 90200058 (19207)	CE,CF,CG	EA	1	*	*	*	*	*	*	*	195	11
P-O	ADAPTER: LIP,HOSE TO TANK 90200058 (19207)	CE,CF,CG	EA	1	*	*	*	*	*	*		195	11
P-O	HOSE: LIFTING CYLINDER TO VALVE (3/8 X 24 LONG) 92820345 (19207)	CE,CF,CG	EA	1	*	*	*	*	*	*		195	12
P-O	ADAPTER ASSEMBLY: RESTRICTOR 20058001 (19207)	CE,CF,CG	EA	1	*	*	*	*	*	*		195	13
P-O	ELBOW: HOSE 91603230 (19207)	CE,CF,CG	EA	1	*	*	*	*	*	*		195	14
P-O	PIPE: NIPPLE,LIFTING CYLINDER 95205285 (19207)	CE,CF,CG	EA	1	*	*	*	*	*	*		195	15
P-O	NIPPLE: CLOSE 95205040 (19207)	CE,CF,CG	EA	1	*	*	*	*	*	*		195	16
P-O	ELBOW: STREET,VALVE 916042135 (19207)	CE,CF,CG	EA	1	*	*	*	*	*	*		195	17
P-F	WIRE: GREEN #'12-9 STRAND (APPROX 30 FT LONG) 99802220 (19207)	CE,CF,CG	FT	V	*	*	*	*	*	*		196	1
P-F	WIRE: BLACK # 12-9 STRAND (APPROX 30 FT LONG) 99802217 (19207)	CE,CF,CG	FT	V	*	*	*	*	*	*		196	2

(1)	(2)	(3)	TM9-2320-211-34P			(4)	(5)	(6)	(7)	(8)	(9)	(10)	
SMR	Federa	DESCRIPTION	UNIT	Qty	30-day DS	maint	30-day GS	maint	1-yr	Depot	Illustration		
Code	Stock	Number	of	inc.	allowance		allowance		alw	maint			
			meas	in					per	alw			
				Unit					100	per	(a)	(b)	
					(a)	(b)	(c)	(a)	(b)	(c)	equip100	Figure	Item
					1-20	21-5(51-10)	1-20	21-5(51-10)	gcy		cnt-	equipNo.	No.
		Reference Number & Mfr. Code		Usable On Code									
1812-SPECIAL PURPOSE BODIES-CONTINUED													
P-F		WIRE: WHITE # 12-19 STRAND (APPROX 30 FT LONG) 99802218 (19207)	CE,CF,CG	FT V	*	*	*	*	*	*		196	3
P-F		WIRE: RED # 12-19 STRAND (APPROX 30 FT LONG) 99802219 (19207)	CE,CF,CG	FT V	*	*	*	*	*	*		196	4
P-O		UNIVERSAL JOINT: DRIVE SHAFT 93601305 (19207)	CE,CF,CG	EA 1	*	*	*	*	*	*		196	5
P-F		SETSCREW: UNIVERSAL JOINT 97205090 (19207)	CE,CF,CG	EA 2	*	*	*	*	*	*		196	6
P-F		SCREW: PIPE RETTAINING CLIP 97205090 (19207)	CE,CF,CG	EA 4	*	*	*	*	*	*		196	6
P-O		FITTING: GREASE,UNIVERSAL JOINT 92408022 (19207)	CE,CF,CG	EA 1	*	*	*	*	*	*		196	7
P-F		BREAKER, SWITCH CIRCUIT: 92270038 (19207)	CE,CF,CG	EA 1	*	*	*	*	*	*	*	196	8
P-O		SHAFT: DRIVE 10012834 (19207)	CE,CF,CG	EA 1	*	*	*	*	*	*	*	196	9
P-O		UNIVERSAL JOINT: DRIVE SHAFT 93601335 (19207)	CE,CF,CG	EA 1	*	*	*	*	*	*	*	196	10
P-F		STARTER: MANUAL 97270059 (19207)	CE,CF,CG	EA 1	*	*	*	*	*	*	*	196	11
X2-H		DRIVE: POWER GATE 20100908 (19207)	CE,CF,CG	EA 1			*	*	*			196	12
P-F		MOTOR: PUMP COMB 94813005 (19207)	CE,CF,CG	EA 1	*	*	*	*	*	*	*	196	13
X2-H		SCREW: 90804267 (19207)	CE,CF,CG	EA 7			*	*	*			196	14
X2-H		NUT: 95210125 (19207)	CE,CF,CG	EA 7			*	*	*			196	15
X2-H		WASHER: 98415050 (19207)	CE,CF,CG	EA 7			*	*	*			196	16
X2-H		WASHER: MOTOR,FLEXIBLE CONDUIT LINE REDUCING 98405076 (19207)	CE,CF,CG	EA 2			*	*	*			196	17
X2-H		CONNECTOR: FLEXIBLE CONDUIT 90828048 (19207)	CE,CF,CG	EA 5			*	*	*			196	18
P-F		SCREW: 90804485 (19207)	CE,CF,CG	EA 8	*	*	*	*	*	*		196	19

(1) (2) (3)  
 SMR Federal:DESCRIPTION  
 Code Stock  
 Number

TM9-2320-211-34P  
 (4) (5) (6) (7) (8) (9) (10)  
 UNIT Qty 30-day DS maint 30-day GS maint 1-yr Depot Illustration  
 of inc. allowance allowance alw maint  
 meas in Unit per alw  
 100 per (a) (b)  
 equip100 Figure Item  
 cnt- equipNo. No.  
 (a) (b) (c) (a) (b) (c) cnt- equipNo. No.  
 1-20 21-5(51-10(1-20 21-5(51-10(gcy

Reference Number & Mfr. Code

Usable On Code

1812-SPECIAL PURPOSE BODIES-CONTINUED

Code	Description	Usable On Code	EA	2	*	*	*	*	*	*	196	19
P-F	SCREW: 90804485 (19207)	CE,CF,CG	EA	2	*	*	*	*	*	*	196	19
P-F	SCREW: 90804485 (19207)	CE,CF,CG	EA	4	*	*	*	*	*	*	196	19
P-F	WASHER: 98415042 (19207)	CE,CF,CG	EA	8	*	*	*	*	*	*	196	20
P-F	WASHER: LOCK 98415042 (19207)	CE,CF,CG	EA	2	*	*	*	*	*	*	196	20
P-F	WASHER: LOCK 98415042 (19207)	CE,CF,CG	EA	4	*	*	*	*	*	*	196	20
P-F	NUT: 95210330 (19207)	CE,CF,CG	EA	8	*	*	*	*	*	*	196	21
P-F	NUT: 95210330 (19207)	CE,CF,CG	EA	2	*	*	*	*	*	*	196	21
P-F	NUT: 95210330 (19207)	CE,CF,CG	EA	4	*	*	*	*	*	*	196	21
P-F	ELBOW: LOW PRESSURE HOSE ADPATER 91604150 (19207)	CE,CF,CG	EA	1	*	*	*	*	*	*	196	22
P-F	ELBOW: TANK LOW PRESSURE HOSE 91604150 (19207)	CE,CF,CG	EA	1	*	*	*	*	*	*	196	22
P-F	ELBOW: PUMP HOSE 91604150 (19207)	CE,CF,CG	EA	1	*	*	*	*	*	*	196	22
P-F	ADAPTER: LOW PRESSURE TANK HOSE 90200058 (19207)	CE,F,CG	EA	1	*	*	*	*	*	*	196	23
P-F	ADAPTER: PUMP HOSE 90200058 (19207)	CE,CF,CG	EA	1	*	*	*	*	*	*	196	23
P-F	HOSE: LOW PRESSURE PIPE TANK (3/4 X 32 LO 92820620 (19207)	CE,CF,CG	EA	1	*	*	*	*	*	*	196	24
X2-H	CONDUIT: FLEXIBLE (APPROX 8 1/2 FT REQ) 99802012 (19207)	CE,CF,CG	EA					*	*	*	196	25
X2-H	CONNECTOR: CONDUIT 90828047 (19207)	CE,CF,CG	EA	5				*	*	*	196	26
P-F	ELBOW: LOW PRESSURE PIPE 91603230 (19207)	CE,CF,CG	EA	1	*	*	*	*	*	*	196	27
X2-H	STRAP: CONDUIT 97264002 (19207)	CE,CF,CG	EA	2				*	*	*	196	28
X2-H	BOLT: 90698020 (19207)	CE,CF,CG	EA	2				*	*	*	196	29
X2-H	WASHER: 98415020 (19207)	CE,CF,CG	EA	2				*	*	*	196	30

(1)	(2)	(3)	TM9-2320-211-34P			(4)	(5)	(6)	(7)	(8)	(9)	(10)	
SMR	Federal	DESCRIPTION	UNIT	Qty	30-day DS	maint	30-day GS	maint	1-yr	Depot	Illustration		
Code	Stock		of	inc.	allowance		allowance		alw	maint			
	Number		meas	in					per	alw			
				Unit					100	per	(a)	(b)	
					(a)	(b)	(c)	(a)	(b)	(c)	equip	Figure	Item
		Reference Number & Mfr. Code		Usable On Code	1-20	21-5	(51-10)	1-20	21-5	(51-10)	gcy	No.	No.
1812-SPECIAL PURPOSE BODIES-CONTINUED													
X2-H		PIPE: (1/2 X 13"LONG) 20100915 (19207)	CE,CF,CG	EA	1			*	*	*		196	31
X2-H		COUPLING: PIPE 1/2" 90834289 (19207)	CE,CF,CG	EA	5			*	*	*		196	32
X2-H		PIPE: (1/2 X 4"LONG) 20100914 (19207)	CE,CF,CG	EA	1			*	*	*		196	33
X2-H		ELBOW: CONDUIT 91603022 (19207)	CE,CF,CG	EA	2			*	*	*		196	34
P-F		WASHER: LOCK 98415015 (19207)	CE,CF,CG	EA	4	*	*	*	*	*	*	196	35
P-F		BOLT: 90698022 (19207)	CE,CF,CG	EA	4	*	*	*	*	*	*	196	36
X2-H		PIPE: STANDARD GALVANIZED (1/2 X 17 IN. LON 20100913 (19207)	CE,CF,CG	EA	1			*	*	*		196	37
P-F		WASHER: LOCK, PIPE CLIP RETAINING 98415042 (19207)	CE,CF,CG	EA	4	*	*	*	*	*	*	196	38
X2-H		SCREW: PIPE CLIP RETAINING 90804071 (19207)	CE,CF,CG	EA	4			*	*	*		196	39
X2-H		BRACKET ASSEMBLY: PIPE CLIP RETAINING 20100939 (19207)	CE,CF,CG	EA	2			*	*	*		196	40
X2-F		SCREW: 97205080 (19207)	CE,CF,CG	EA	2			*	*	*		186	41
P-F		ADAPTR: LOW PRESSURE HOSE 90200056 (19207)	CE,CF,CG	EA	1	*	*	*	*	*	*	196	42
P-F		HOSE: LOW PRESSURE GATE TO CONTROL VALVE (314 X 32 LONG) 92821227 (19207)	CE,CF,CG	EA	1	*	*	*	*	*	*	196	43
X2-H		SCREW: PIPE RETAINING CLIP 97205080 (19207)	CE,CF,CG	EA	8			*	*	*		196	44
X2-H		BRACKET ASSEMBLY: MOTOR 20100904 (19207)	CE,CF,CG	EA	1			*	*	*		196	45
X2-H		BRACKET: TANK 20100723 (19207)	CE,CF,CG	EA	1			*	*	*		196	46
P-F		ADAPTER: PUMP HIGH PRESSURE HOSE 96002314 (19207)	CE,CF,CG	EA	1	*	*	*	*	*	*	196	47
P-F		ADAPTER: PUMP HOSE 90200036 (19207)	CE,CF,CG	EA	1	*	*	*	*	*	*	196	48
P-F		HOSE: CHECK VALVE TO PIPE HIGH PRESSURE 92821190 (19207)	CE,CF,CG	EA	1	*	*	*	*	*	*	196	49
P-F		HOSE: TANK TO PUMP (1/2 X 24 LONG) 92821190 (19207)	CE,CF,CG	EA	1	*	*	*	*	*	*	196	49

(1)	(2)	(3)	(4)	(5)	(6)	(7)	(8)	(9)	(10)			
SMR	Federal	DESCRIPTION	UNIT	Qty	30-day DS	maint	30-day GS	maint	1-yr Depot	Illustration		
Code	Stock	Number	of inc.	allowance	allowance	allowance	allowance	allowance	maint			
			meas	in					per alw	(a)	(b)	
			Unit						100 per	equipNo.	Figure	Item
					(a)	(b)	(c)	(a)	(b)	(c)	cnt-	No.
		Reference Number & Mfr. Code	Usable	On Code	1-20	21-5(51-10)	1-20	21-5(51-10)	gcy			

1812-SPECIAL PURPOSE BODIES-CONTINUED

P-O		PLUG: TANK PIPE 95670180 (19207)	CE,CF,CG	EA	1	*	*	*	*	*	*	196	50
P-O		REDUCER: TANK BREATHING CAP 90709380 (19207)	CE,CF,CG	EA	1	*	*	*	*	*	*	196	51
P-O		CAP: TANK BREATHER 90801035 (19207)	CE,CF,CG	EA	1	*	*	*	*	*	*	196	52
P-F		REDUCER: PUMP HOSE 96091227 (19207)	CE,CF,CG	EA	1	*	*	*	*	*	*	196	53
X2-H		TANK ASSEMBLY: OIL 20057301 (19207)	CE,CF,CG	EA	1			*	*	*		196	54
P-F		NIPPLE: CLOSE,PUMP HOSE 95205040 (19207)	CE,CF,CG	EA	1	*	*	*	*	*	*	196	55
P-F		TEE: TANK PUMP HOSE 97415145 (19207)	CE,CF,CG	EA	1	*	*	*	*	*	*	196	56
P-F		HOSE: TANK TO PUMP (3/4 X 24 LONG) 92821225 (19207)	CE,CF,CG	EA	1	*	*	*	*	*	*	196	57
P-F		ELBOW: HIGH PRESSURE LINE TO PUMP 96091420 (19207)	CE,CF,CG	EA	1	*	*	*	*	*	*	196	58
P-F		PIPE: NIPPLE,CHECK VALVE 96091104 (19207)	CE,CF,CG	EA	2	*	*	*	*	*	*	196	59
P-F		CHECK VALVE: HIGH AND LOW PRESSURE 98005229 (19207)	CE,CF,CG	EA	2	*	*	*	*	*	*	196	60
P-F		REDUCER: CHECK VALVE 96091220 (19207)	CE,CF,CG	EA	1	*	*	*	*	*	*	196	61
P-F		HOSE: CHECK VALVE TO PUMP HIGH PRESSURE (3/8 X 36 LONG) 92820414 (19207)	CE,CF,CG	EA	1	*	*	*	*	*	*	196	62
P-F		TEE: CHECK VALVE 96003820 (19207)	CE,CF,CG	EA	1	*	*	*	*	*	*	196	63
X2-H		BRACKET ASSEMBLY: PIPE RETAINING CLIP 20100903 (19207)	CE,CF,CG	EA	4			*	*	*		196	64
M-F		PIPE: LOW PRESSURE FROM GATE FABRICATE FROM: PIPE, STANDARD BLACK 3/4 X 144 IN. LONG 20100926 (19207)	CE,CF,CG	EA	1	*	*	*	*	*	*	196	65
M-F		PIPE: HIGH PRESSURE TO GATE FABRICATE FROM: PIPE, STANDARD BLACK (1/2" X 132 IN. LONG) 20100927 (19207)	CE,CF,CG	EA	1	*	*	*	*	*	*	196	66

(1) (2) (3)  
 SMR Federal:DESCRIPTION  
 Code Stock  
 Number

TM9-2320-211-34P  
 (4) (5) (6) (7) (8) (9) (10)  
 UNIT Qty 30-day DS maint 30-day GS maint 1-yr Depot Illustration  
 of inc. allowance allowance alw maint  
 meas in Unit per alw  
 100 per (a) (b)  
 equip100 Figure Item  
 No. No.  
 (a) (b) (c) (a) (b) (c)  
 1-20 21-5(51-10(1-20 21-5(51-10(gcy

Reference Number & Mfr. Code

Usable On Code

1812-SPECIAL PURPOSE BODIES-CONTINUED

Code	Description	Usable On Code	EA	1	*	*	*	*	*	*	196	67
X1-H	PIPE: (1/2 X 132"LONG) 20100916 (19207)	CE,CF,CG	EA	1				*	*	*	196	67
P-F	ELBOW: HIGH PRESSURE HOSE TO GATE 91604100 (19207)	CE,CF,CG	EA	1	*	*	*	*	*	*	196	68
P-F	HOSE: HIGH PRESSURE CONTROL VALVE TO GATE (1/2 X 32 LONG) 92821205 (19207)	CE,CF,CG	EA	1	*	*	*	*	*	*	196	69
P-F	ADAPTR: PIPE,HIGH PRESSURE 90200050 (19207)	CE,CF,CG	EA	2	*	*	*	*	*	*	196	70
X2-H	ELECTRICAL: POWER GATE 20100900 (19207)	CE,CF,CG	EA	1				*	*	*	196	71
X2-H	HOOK: CONTROL ROD ASSEMBLY 20100671 (19207)	CE,CF,CG	EA	2				*	*	*	197	1
X2-H	YOKE: KICKOUT ROD 90813030 (19207)	CE,CF,CG	EA	1				*	*	*	197	1
X2-H	LINK: ELEVATING (VALVE) 20100114 (19207)	CE,CF,CG	EA	1				*	*	*	197	2
X2-H	BEARING: 90690081 (19207)	CE,CF,CG	EA	6				*	*	*	197	3
X2-H	BRACKET: BEARING 20100717 (19207)	CE,CF,CG	EA	3				*	*	*	197	4
X2-H	STUD: RECEIVER 98045017 (19207)	CE,CF,CG	EA	4				*	*	*	197	5
X2-H	SHAFT: CONTROL 20100718 (19207)	CE,CF,CG	EA	2				*	*	*	197	6
X2-H	EXTENSION: SHAFT 20100735 (19207)	CE,CF,CG	EA	2				*	*	*	197	7
P-F	TRIP ASSEMBLY: ELEVATIONS 20057201 (19207)	CE,CF,CG	EA		*	*	*	*	*	*	197	8
X2-F	JAMNUT: 95210390 (19207)	CE,CF,CG	EA	4	*	*	*	*	*	*	197	9
P-F	JAMNUT: HOOK CONTROL ROD 95210390 (19207)	CE,CF,CG	EA	4	*	*	*	*	*	*	197	9
P-F	SPRING: KICKOUT ROD 97252009 (19207)	CE,CF,CG	EA	1	*	*	*	*	*	*	197	10
X2-H	PIN: COTTER 90831050 (19207)	CE,CF,CG	EA	2				*	*	*	197	11
P-F	BEARING: TRIP ELEVATING 20024901 (19207)	CE,CF,CG	EA	1	*	*	*	*	*	*	197	12
P-F	PIN: COTTER 90831050 (19207)	CE,CF,CG	EA	4	*	*	*	*	*	*	197	13



(1) (2) (3)  
 SMR Federal:DESCRIPTION  
 Code Stock  
 Number

TM9-2320-211-34P  
 (4) (5) (6) (7) (8) (9) (10)  
 UNIT Qty 30-day DS maint 30-day GS maint 1-yr Depot Illustration  
 of inc. allowance allowance alw maint  
 meas in Unit per alw  
 100 per (a) (b)  
 equip100 Figure Item  
 No. No.  
 (a) (b) (c) (a) (b) (c)  
 1-20 21-5(51-10(1-20 21-5(51-10(gcy

Reference Number & Mfr. Code

Usable On Code

1812-SPECIAL PURPOSE BODIES-CONTINUED

Code	Description	Usable On Code	EA	Qty	30-day DS maint	30-day GS maint	1-yr alw	Depot alw	Illustration Figure	Item No.
X2-H	KICKOUT:ROD ASSEMBLY 20056101 (19207)	CE,CF,CG	EA	1	*	*	*		197	
X2-H	LINK:CLOSING(VALVE) 20100115 (19207)	CE,CF,CG	EA	1	*	*	*		197	14
P-F	ROD:KICKOUT ELEVATING 20043002 (19207)	CE,CF,CG	EA	1	*	*	*	*	197	15
X2-H	PIN: 20037601 (19207)	CE,CF,CG	EA	1	*	*	*		197	16
P-O	GRIP:HAND LEVER(RED) 92415008 (19207)	CE,CF,CG	EA	2	*	*	*	*	197	17
P-F	JAMNUT:KICKOUT ROD 95210390 (19207)	CE,CF,CG	EA	5	*	*	*	*	197	18
P-F	SPRING:HOOK CONTROL ROD 97252075 (19207)	CE,CF,CG	EA	1	*	*	*	*	197	19
P-F	EYEBOLT:HOOK CONTROL ROD 90697040 (19207)	CE,CF,CG	EA	1	*	*	*	*	197	20
P-F	WASHER:HOOK CONTROL ROD 98410030 (19207)	CE,CF,CG	EA	2	*	*	*	*	197	21
P-F	ROD:HOOK CONTROL 20100724 (19207)	CE,CF,CG	EA	1	*	*	*	*	197	22
X2-H	LEVER: 20032401 (19207)	CE,CF,CG	EA	6	*	*	*		197	23
X2-H	LEVER:LOCK, LOWERING 20100795 (19207)	CE,CF,CG	EA	1	*	*	*		197	24
X2-H	LEVER:KICKOUT 20032601 (19207)	CE,CF,CG	EA	1	*	*	*		197	25
P-F	FITTING:GREASE 92408045 (19207)	CE,CF,CG	EA	1	*	*	*	*	197	26
X2-H	LEVER:HAND CLOSING 20033401 (19207)	CE,CF,CG	EA	2	*	*	*		197	27
P-O	GRIP:HANDLE 9280255 (19207)	CE,CF,CG	EA	2	*	*	*	*	198	1
P-O	HANDLE:CONTROL 20100952 (19207)	CE,CF,CG	EA	2	*	*	*	*	198	2
X2-H	SOCKET ASSEMBLY:HANDLE 20100954 (19207)	CE,CF,CG	EA	2	*	*	*		198	3
X2-H	CONTROL ASSEMBLY:(LEFT) 20100963 (19207)	CE,CF,CG	EA	1	*	*	*		198	4
X2-H	CONTROL ASSEMBLY:(LEFT) 20100963 (19207)	CE,CF,CG	EA	1	*	*	*		198	4
X2-H	CONTROL ADDEMBLY:(RIGHT) 20100964 (19207)	CE,CF,CG	EA	1	*	*	*		198	4

(1)	(2)	(3)	(4)	(5)	(6)	(7)	(8)	(9)	(10)
SMR	Federa	DESCRIPTION	UNIT	Qty	30-day DS	maint 30-day GS	maint 1-yr	Depot	Illustration
Code	Stock		of	inc.	allowance	allowance	alw	maint	
Number			meas	in			per	alw	
			Unit				100	per	(a)
							equip	100	Figure
							cnt-	equip	No.
					(a)	(b)	(c)		(b)
					1-20	21-5(51-10(1-20	21-5(51-10(1-20		Item
									No.

Reference Number & Mfr. Code

Usable On Code

1-20 21-5(51-10(1-20 21-5(51-10(gcy

1812-SPECIAL PURPOSE BODIES-CONTINUED

X2-H	NUT: 95210330 (19207)	CE,CF,CG	EA	2		*	*	*	198	5
X2-H	WASHE:LOCK 98415042 (19207)	CE,CF,CG	EA	2		*	*	*	198	6
X2-H	BRACKET: 20100957 (19207)	CE,CF,CG	EA	1		*	*	*	198	7
X2-H	ANGLE: 20100958 (19207)	CE,CF,CG	EA	1		*	*	*	198	8
X2-H	BOLT: 90804185 (19207)	CE,CF,CG	EA	2		*	*	*	198	9
X2-H	RELAY ASSEMBLY :CONTROL 20100961 (19207)	CE,CF,CG	EA	1		*	*	*	198	10
X2-H	ANGLE: 52016129 (19207)	CE,CF,CG	EA	1		*	*	*	198	11
X2-H	BRACKET: 20100959 (19207)	CE,CF,CG	EA	1		*	*	*	198	12
X2-H	NUT: 95210330 (19207)	CE,CF,CG	EA	2		*	*	*	198	13
X2-H	WASHER:LOCK 98415042 (19207)	CE,CF,CG	2			*	*	*	198	14
X2-H	BOLT: 90804485 (19207)	CE,CF,CG	EA	2		*	*	*	198	15
X2-H	PIN:COTTER 90831035 (19207)	CE,CF,CG	EA	4		*	*	*	198	16
X2-H	ROD:CONTROL 20100750 (19207)	CE,CF,CG	EA	2		*	*	*	198	17
X2-H	TUBE ASSEMBLY: 20100274 (19207)	CE,CF,CG	EA	2		*	*	*	198	18
X2-H	PIN: 95620085 (19207)	CE,CF,CG	EA	2		*	*	*	198	19
P-O	FITTING:GREASE 92408045 (19207)	CE,CF,CG	EA	2	*	*	*	*	198	20
X2-H	BRACKET:HOLD DOWN 20100948 (19207)	CE,CF,CG	EA	2		*	*	*	198	21
X2-H	PLATE:MOUNTING 20100739 (19207)	CE,CF,CG	EA	2		*	*	*	198	22
X2-H	CHANNEL:SPACER 20100936 (19207)	CE,CF,CG	EA	2		*	*	*	198	23
X2-H	PLATFORM ASSEMBLY: POWER GATE 14100216 (19207)	CE,CF,CG	EA	1		*	*	*	199	1

(1)	(2)	(3)	(4)	(5)	(6)	(7)	(8)	(9)	(10)		
SMR Code	Federal Stock Number	DESCRIPTION	UNIT of meas	Qty in Unit	30-day DS allowance	DS maint	30-day GS allowance	GS maint	1-yr alw	Depot alw	Illustration Figure (a) (b)
		Reference Number & Mfr. Code	Usable On Code		(a) 1-20	(b) 21-50	(c) 51-100	(a) 1-20	(b) 21-50	(c) 51-100	Equip No. (gcy)
1812-SPECIAL PURPOSE BODIES-CONTINUED											
P-O		SCREW ASSEMBLY: THUMB,CHAIN RETAINING 20100950 (19207)	CE,CF,CG	EA 2	*	*	*	*	*	*	199 2
X2-H		HINGE ASSEMBLY: 14100221 (19207)	CE,CF,CG	EA 2			*	*	*		199 3
P-O		BOLT: 90804485 (19207)	CE,CF,CG	EA 4	*	*	*	*	*	*	199 4
P-O		WASAHE:LOCK 98415042 (19207)	CE,CF,CG	EA 4	*	*	*	*	*	*	199 5
X2-H		BAR:HINGE 14100226 (19207)	CE,CF,CG	EA 2			*	*	*		199 6
X2-H		PLATE ASSEMBLY:HINGE 14100227 (19207)	CE,CF,CG	EA 1			*	*	*		199 7
P-F	2540-972-26	SEAT ASSEMBLY:GONDOLA OPERATOR 10876401 (19207)	BD,HA,FJ	EA 1	*	*	*	*	*	*	3 5 200 1
P-F	2540-063-47	REAR SEAT ASSEMBLY; 10876402 (19207)	BD,HA,FJ	EA 1	*	*	*	*	*	*	3 5 200 2
P-F	5310-637-95	WASHER,LOCK:REAR SEAT (1),SEAT ASSEMBLY(1) MS35338-46 (96906)	BD,HA,FJ	EA 2	*	*	*	*	*	*	6 10 200 3
P-F	5305-269-32	SCREW,CAP,HEXAGON; HEAD: SEAT ASSEMBLY (1),REAR SEAT (1) MS90725-59 (96906)	BD,HA,FJ	EA 4	*	*	*	*	*	*	6 10 200 4
P-O	5120-961-97	BRACKET ASSEMBLY:OIL CAN MOUNTING 10910956 (19207)	HA,JA BD	EA 1	*	*	*	*	*	*	201 1
P-O	5305-068-05	SCREW,SELF-LOCKING: MS24621-42 (96906)	HA,JA BD	EA 2	*	*	*	*	*	*	201 2
P-O	2590-220-51	TANK ASSEMBLY:OIL 10876200 (19207)	HA,JA BD	EA 1	*	*	*	*	*	*	202 1
P-O	2590-972-26	GAUGE ASSEMBLY:OIL TANK 10876562 (19207)	HA,JA BD	EA 1	*	*	*	*	*	*	202 2
P-O		SCREEN:OIL TANK FILTER 10900106 (19207)	HA,JA BD	EA 1	*	*	*	*	*	*	202 3
P-O		TANK ASSEMBLY:OIL 10876187 (19207)	HA,JA BD	EA 1	*	*	*	*	*	*	202 4
P-O	4330-057-55	PLUG:OIL TANK DRAW MS49005-6 (96906)	HA,JA	EA 1	*	*	*	*	*	*	4 8 202 5

(1)	(2)	(3)	(4)	(5)	(6)	(7)	(8)	(9)	(10)					
SMR	Federal	DESCRIPTION	UNIT	Qty	30-day DS	maint	30-day GS	maint	1-yr	Depot	Illustration			
Code	Stock		of	inc.	allowance		allowance		alw	maint				
	Number		meas	in					per	alw				
				Unit					100	per	(a)			
									equip	100	Figure			
					(a)	(b)	(c)	(a)	(b)	(c)	(b)			
		Reference Number & Mfr. Code	Usable	On	Code	1-20	21-5	(51-10	1-20	21-5	(51-10			
						gcy								
1812-SPECIAL PURPOSE BODIES-CONTINUED														
P-O	5340-425-06	STRAP ASSEMBLY: OIL TANK LOWER 10876277 (19207)	HA,JA BD	EA	2	*	*	*	*	*	202	6		
P-O	5306-225-90	SCREW: MS90726-41(96906)	HA,JA BD	EA	4	*	*	*	*	*	6	10	202	7
P-O	5310-982-49	NUT: MS21045-5 (96906)	HA,JA BD	EA	4	*	*	*	*	*	6	10	202	8
P-O		SUPPORT ASSEMBLY:OIL TANK 10876274 919207)	HA,JA BD	EA	2	*	*	*	*	*			202	9
P-O	5340-191-11	TRAP ASSEMBLY:OIL TANK UPPER 10899797 (19207)	HA,JA BD	EA	2	*	*	*	*	*			202	10
P-O	4730-968-61	PLUG:OIL TANK DRAW MS49006-10 (96906)	HA,JA BD	EA	1	*	*	*	*	*	4	8	202	11
P-O	5305-269-28	SCREW,CAP,HEXAGON: MS90726-65 (96906)	HA,JA BD	EA	2	*	*	*	*	*	6	10	202	12
P-O	5305-716-81	SCREW,CAP,HEXAGON: MS90726-107 (96906)	HA,JA BD	EA	8	*	*	*	*	*	6	10	202	13
P-O	5310-584-52	WASHER, LOCK: MS35338-48 (96906)	HA,JA BD	EA	8	*	*	*	*	*	6	10	202	14
P-O	5310-982-49	NUT, SELF-LOCKING: MS21045-6 (96906)	HA,JA BD	EA	2	*	*	*	*	*	6	10	202	15
P-O	4820-461-42	COCK ASSEMBLY:OIL TANK DRAIN 10900185 (19207)	HA,JA BD	EA	1	*	*	*	*	*	6	10	202	16
P-O		PLUG:OIL, TANK DRAIN COCK 444673 (82577)	HA,JA BD	EA	1	*	*	*	*	*	4	8	N/1	
P-O	5305-269-28	SCREW,CAP,HEXAGON; MS90726-58 (96909)	HA,JA BD	EA	4	*	*	*	*	*			203	1
P-O	2590-473-63	BRACKET ASSEMBLY:FUEL CAN RETAINER MS53052-1 (96906)	HA,JA BD	EA	1	*	*	*	*	*			203	2
P-F	5310-982-49	NUT, SELF-LOCKING: MS21045-5 (96906)	HA,JA BD	EA	4	*	*	*	*	*			203	3
P-F		BRACKET:HYDRAULIC TUBING OIL FILTER 10899416 (19207)	HA,JA BD	EA	1	*	*	*	*	*			203	4
P-O	5310-982-49	NUT: MS21045-6 (96906)	HA,JA BD	EA	4	*	*	*	*	*			203	5

(1)	(2)	(3)	TM9-2320-211-34P			(4)	(5)	(6)	(7)	(8)	(9)	(10)
SMR	Federal	DESCRIPTION	UNIT	Qty	30-day DS	maint	30-day GS	maint	1-yr	Depot	Illustration	
Code	Stock		meas	inc.	allowance		allowance		alw	maint		
	Number		in						per	alw		
			Unit						100	per	(a)	(b)
									equip	100	Figure	Item
				(a)	(b)	(c)	(a)	(b)	(c)	cnt-	equip	No.
		Reference Number & Mfr. Code	Usable On Code	1-20	21-5(51-10(1-20	21-5(51-10(1-20	21-5(51-10(1-20	21-5(51-10(1-20	21-5(51-10(1-20	gcy		No.
1812-SPECIAL PURPOSE BODIES-CONTINUED												
P-F		BRACKET:OIL CAN BRACKET MOUNTING 10938449 (19207)	HA,JA BD	EA	1						203	6
P-F	5306-225-90	SCREW,CAP,HEXAGON: MS90726-32 (96906)	HA,JA BD	EA	4	*	*	*	*	*	203	7
X2-F		BRACKET ASSEMBLY:REAR TIE DOWN, LEFT HAND 10876396 (19207)	HA,JA BD	EA	1	*	*	*	*	*	204	1
X2-F		BRACKET ASSEMBLY:REAR TIE DOWN,RIGHT HAND 10876397 (19207)	HA,JA BD	EA	1	*	*	*	*	*	204	1
P-F	5305-725-41	SCREW,CAP,HEXAGON: MS90726-163 (19207)	HA,JA BD	EA	9	*	*	*	*	*	204	2
P-F	5305-226-77	SCREW,CAP,HEXAGON: MS90726-115 (96906)	HA,JA BD	EA	4	*	*	*	*	*	204	3
P-F	5310-062-49	NUT,SELF-LOCKING: MS21045-8 (96906)	HA,JA,BD	EA	4	*	*	*	*	*	204	4
P-F	5310-982-50	NUT: MS21045-10 (96906)	HA,JA,BD	EA	9	*	*	*	*	*	204	5
P-O	4210-933-29	BRACKET:FIRE EXTINGUISHER 10924916 (19207)	HA,JA,BD	EA	1	*	*	*	*	*	205	1
P-O	5310-959-76	NUT,SELF-LOCKING: MS51922-5 (96906)	HA,JA,BD	EA	4	*	*	*	*	*	205	2
P-O	5305-993-24	SCREW: MS35207-281 (96906)	HA,JA,BD	EA	4	*	*	*	*	*	205	3
P-F	5305-725-41	SCREW,CAP,HEXAGON: MS90726-114 (96906)	HA,JA,BD	EA	4	*	*	*	*	*	206	1
X2-F		BRACKET:VICE MOUNTING 10876286 (19207)	HA,JA,BD	EA	1	*	*	*	*	*	206	2
P-F	5310-062-49	NUT,SELF-LOCKING: MS21045-8 (96906)	HA,JA,BD	EA	4	*	*	*	*	*	206	3
P-F	6220-577-34	LIGHT,MARKER,CLEARANCE:FRONT AMBER MS35423-1 (96906)	CE,CF,CG	EA	2	*	*	*	*	*	3	5
P-F	6220-577-34	LIGHT,MARKER,CLEARANCE:FRONT BLACKOUT MS35424-1 (96906)	CE,CF,CG	EA	2	*	*	*	*	*	3	5
P-F	5935-833-85	SHELL:ELECTRICAL CONNECTOR 8338561 (19207)	CE,CF,CG	EA	16	*	*	*	*	*	4	8
P-F	5940-399-66	TERMINAL,LUG:CLEARANCE LIGHT 8338564 (19207)	CE,CF,CG	EA	16	*	*	*	*	*	4	8
P-F	5930-679-15	SWITCH,TOGGLE: 7002826 (19207)	CE,CF,CG	EA	8	*	*	*	*	*	3	5

(1)	(2)	(3)	TM9-2320-211-34P										(8)	(9)	(10)
SMR	Federal	DESCRIPTION	UNIT	Qty	30-day DS	maint	30-day GS	maint	1-yr	Depot	Illustration				
Code	Stock		of	inc.	allowance		allowance		alw	maint		per	alw	(a)	(b)
	Number		meas	in					per	100	per	100	per	Figure	Item
			Unit						100	per	100	per	100	Figure	Item
		Reference Number & Mfr. Code	Usable On Code	(a)	(b)	(c)	(a)	(b)	(c)	cnt-	equip	100	Figure	No.	No.
				1-20	21-5	51-10	1-20	21-5	51-10	gcy					
1812-SPECIAL PURPOSE BODIES-CONTINUED															
X2-F		RECEPTACLE,ELECTRICAL: 10937538 (19207)	CE,CF,CG	EA	8	*	*	*	*	*	*			207	6
P-F	5305-958-54	SCREW,MACHINE:WALL PLATE MS35190-236 (96906)	CE,CF,CG	EA	40	*	*	*	*	*	*	6	20	207	7
P-F	5975-403-94	PLATE,WALL,ELECTRICAL: 8342290 (19207)	CE,CF,CG	EA	8	*	*	*	*	*	*	3	5	207	8
X2-F		CABLE ASSEMBLY: 735589 (21450)	CE,CF,CG	EA	1	*	*	*	*	*	*			207	9
P-F	6220-338-10	LIGHT,DOME: 7092284 (19207)	CE,CF,CG	EA	1	*	*	*	*	*	*	6	8	207	10
P-F	6240-143-31	LAMP,INCANDESCENT: 504463 (21450)	CE,CF,CG	EA	1	*	*	*	*	*	*	15	30	207	11
P-F	6240-189-27	LAMP,FLUORESCENT:DOVE LIGHT 8359969 (19207)	CE,CF,CG	EA	24	*	*	*	*	*	*	100	300	207	12
P-F	6220-577-32	LIGHT,MARKER,CLEARANCE:REAR RED MS35423-2 (96906)	CE,CF,CG	EA	2	*	*	*	*	*	*	3	5	207	13
P-F	6220-577-32	LIGHT,MARKER,CLEARANCE:REAR BLACKOUT MS35424-2 (96906)	CE,CF,CG	EA	2	*	*	*	*	*	*	3	5	207	14
X2-F		LOAD CENTER: 10937544 (19207)	CE,CF,CG	EA	1	*	*	*	*	*	*			207	15
X2-F		CONNECTOR: 11601640 (19207)	CE,CF,CG	EA	1	*	*	*	*	*	*			207	16
P-F	5305-052-82	SCREW,MACHINE:THERMOS TO TIE SWITCH MS24617-39 (96906)	CE,CF,CG	EA	4	*	*	*	*	*	*	6	10	207	17
P-F	5930-174-62	SWITCH,THERMOSTATIC: 7336056 (19207)	CE,CF,CG	EA	2	*	*	*	*	*	*	6	8	207	18
P-F	6220-338-10	LIGHT,DOME: 7092279 (19207)	CE,CF,CG	EA	1	*	*	*	*	*	*	6	8	207	19
P-F	6240-155-86	LAMP,INCANDESCENT: MS15586-7 (96906)	CE,CF,CG	EA	1	*	*	*	*	*	*	15	30	207	20
NON-ILLUSTRATED															
P-F	5340-679-14	LATCH,MORTISE:HINGED ROOF 8698430 (19207)	CE,CF,CG	EA	2	*	*	*	*	*	*	4	8		
P-F	5930-243-44	SWITCH,PUSH:INSIDE WALL 7336051 (19207)	CE,CF,CG	EA	3	*	*	*	*	*	*	6	8		
P-F	5930-458-07	CONTACT,ELECTRICAL:PANEL BODY RIGHT SOLID SIDE 7336048 (11862)	CE,CF,CG	EA	2	*	*	*	*	*	*	6	8		

(1)	(2)	(3)	TM9-2320-211-34P											
SMR Code	Federal Stock Number	DESCRIPTION	UNIT	Qty	30-day allowance	DS	maint	30-day allowance	GS	maint	1-yr alw	Depot alw	Illustration (a)	(b)
Code	Stock Number		meas in Unit								per 100 equip	per 100 equip	Figure No.	Item No.
		Reference Number & Mfr. Code	Usable On Code		(a)	(b)	(c)	(a)	(b)	(c)	cnt-	equip	No.	No.
					1-20	21-5(51-10)	1-20	21-5(51-10)	1-20	21-5(51-10)	gcy			
		1812-SPECIAL PURPOSE BODIES-CONTINUED NON-ILLUSTRATED-CONTINUED												
P-F	5930-679-15	SWITCH,PUSH:SOLID SIDE 8342288 (19207)	CE,CF,CG	EA	2	*	*	*	*	*	6	8		
P-O	5975-335-25	TUBE,FLEXIBLE,NONMETALLIC: 8376125 (19207)	CE,CF,CG	FT	V	*	*	*	*	*	3	5		
		GROUP 20-HOIST,WINCH AND POWER CONTROL AND POWER TAKE-OFF												
		2001-HOIST,WINCH,CRANE ASSEMBLY												
P-O-R	2590-741-11	WINCH ASSEMBLY:FRONT 7411122 (19207)	HA,JA,FJ	EA	1	*	*	*	*	*	6	10	208	1
P-F	2590-121-07	SHEAVE ASSEMBLY,WINCH: 7954483 (19207)		EA	1	*	*	*	*	*	4	5	208	2
P-F	5305-054-92	SCREW,CAP,HEXAGON HEAD: TRACK ASSEMBLY MS51955-77 (96906)		EA	2	*	*	*	*	*	6	10	208	3
P-F	5310-834-87	NUT,PLAIN:TRACK ASSEMBLY MS356919-33 (96906)		EA	4	*	*	*	*	*	6	10	208	4
P-F	5305-044-55	SCREW,CAP,HEXAGON HEAD: MS90725-160 (96906)		EA	1	*	*	*	*	*	6	10	208	5
P-F	5310-820-66	WASHER,LOCK:TRACK ASSEMBLY MS35338-50 (96906)		EA	1	*	*	*	*	*	6	10	208	6
X1		TRACK ASSEMBLY: 8344234 (19207)			1								208	7
P-O	2590-641-64	WINCH,ASSEMBLY:WITH ROLLER 7412382 (19207)	HA,JA,FJ	EA	1	*	*	*	*	*	6	10	208	8
P-F	2590-118-55	DRUM ASSEMBLY,WINCH: 7954477 (19207)		EA	1	*	*	*	*	*	4	5	208	9
P-F	5305-051-08	SCREW,CAP,HEXAGON HEAD: ROLLER ASSEMBLY MS90725-164 (96906)		EA	4	*	*	*	*	*	6	10	208	10
P-F	5310-820-66	WASHER,LOCK:ROLLER ASSEMBLY MS35338-51 (96906)		EA	4	*	*	*	*	*	6	10	208	11
P-F	5310-584-78	WASHER,LOCK:ROLLER ASSEMBLY MS35338-51 (96906)		EA	12	*	*	*	*	*	6	10	208	12
P-F	5310-584-78	WASHER,LOCK:ROLLER ASSEMBLY MS35338-51 (96906)		EA	12	*	*	*	*	*	6	10	208	12
P-F	5305-939-92	SCREW,CAP,HEXAGON HEAD: ROLLER ASSEMBLY MS90725-187 (96906)		EA	12	*	*	*	*	*	6	10	208	13

(1)	(2)	(3)		TM9-2320-211-34P	(4)	(5)	(6)	(7)	(8)	(9)	(10)		
SMR Code	Federal Stock Number	DESCRIPTION	Reference Number & Mfr. Code	Usable On Code	UNIT meas	Qty inc	30-day allowance	DS maint	30-day allowance	GS maint	1-yr alw	Depot alw	Illustration (a) Figure (b) Item
					Unit								
							(a)	(b)	(c)	(a)	(b)	(c)	cnt- equipNo. No.
							1-20	21-50	51-100	1-20	21-50	51-100	gcy
2001-HOIST,WINCH,CRANE ASSEMBLY-CONTINUED													
P-F	2590-998-47	TENSIONER ASSEMBLY,WINCH; 8690884 (19207)		EA	1	*	*	*	*	*	*	4	5 208 14
P-F	5310-732-05	NUT,PLAIN;ROLLER ASSEMBLY MS51968-14 (96906)		EA	4	*	*	*	*	*	*	6	10 208 15
P-F	5305-725-41	SCREW,CAP,HEXAGON HEAD; ROLLER ASSEMBLY MS90726-114 (96906)		EA	12	*	*	*	*	*	*	6	20 208 16
P-F	5310-584-52	WASHER,LOCK;ROLLER ASSEMBLY MS35338-48 (96906)		EA	12	*	*	*	*	*	*	6	20 208 17
P-F	5310-880-77	NUT,PLAIN,HEXAGON;DRUM POPPET LATCH MS51967-5 (96906)		EA	1	*	*	*	*	*	*	6	10 208 18
P-F	2540-740-91	LATCH,DRUM POPPET: 7409150 (19207)		EA	1	*	*	*	*	*	*	4	8 208 19
P-F	5310-740-98	NUT,TROLLEY LOCK: 7409894 (19207)	HA,JA,FJ	EA	1	*	*	*	*	*	*	6	10 208 20
P-F	2590-753-87	SPRING,HELICAL,COMPRESSION: CABLE DRUM POPPET LOCK AND TROLLEY LOCK POPPET 7538706 (19207)	HA,JA,JA	EA	1	*	*	*	*	*	*	8	10 208 21
P-F	2590-652-55	POPPET,LOCK,TROLLEY: 8741768 (19207)	HA,FJ,JA	EA	1	*	*	*	*	*	*	4	8 208 22
P-F	5305-013-97	SETSCREW;SLIDING CLUTCH LEVER 139703 (21450)	AD	EA	1	*	*	*	*	*	*	6	10 209 1
P-F	2520-740-96	LEVER,SLIDING CLUTCH; 7409691 (19207)	AD	EA	1	*	*	*	*	*	*	3	5 209 2
P-F	2590-740-97	SPRING,HELICAL,COMPRESSION: SLIDING CLUTCH SHIFTER SHAFT 7409727 (19207)	AD	EA	1	*	*	*	*	*	*	8	10 209 3
P-F	3110-948-97	BEARING,BALL;SLIDING CLUTCH LEVER MS19061-13 (96906)	AD	EA	1	*	*	*	*	*	*	8	10 209 4
P-F	5315-616-55	KEY,WOODRUFF;SHIFTER SHAFT MS35756-13 (96906)	AD	EA	1	*	*	*	*	*	*	8	10 209 5
P-F	2520-745-76	SHAFT,STRAIGHT;SHIFTER FORK 7017190 (19207)	AD	EA	1	*	*	*	*	*	*	4	8 209 6
P-F	5330-285-94	SEAL,PLAIN,ENCASED;SHIFTER SHAFT 51505A (02451)	AD	EA	1	*	*	*	*	*	*	10	100 209 7
P-F	5315-014-25	PIN<SHIFTER FORK 142510 (21450)	AD	EA	1	*	*	*	*	*	*	8	10 209 8



(1)	(2)	(3)	TM9-2320-211-34P										(8)	(9)	(10)
SMR Code	Federal Stock Number	DESCRIPTION	UNIT of meas	Qty in Unit	30-day DS allowance	maint	30-day GS allowance	maint	1-yr alw	Depot alw	Illustration	(a)	(b)		
Reference Number & Mfr. Code			Usable On Code	(a)	(b)	(c)	(a)	(b)	(c)	cnt-	equip	100 Figure	(b) Item No.		
2001-HOIST,WINCH,CRANE ASSEMBLY-CONTINUED				1-20	21-5	51-10	1-20	21-5	51-10	gcy					
P-F	2520-740-97	SHIFTER FORK:USED ON GARWOOD WINCHES THRU SERIAL NO. 75108:TULSA WINCHES THRU SERIAL NO. 64483; AND M139F 7409731 (19207)	AD	EA 1	*	*	*	*	*	*	4	8	209	9	
P-F	5310-584-78	WASHER,LOCK:WINCH CHANNEL TENSION TIE MS35338-51 (96906)	AD	EA 4	*	*	*	*	*	*	6	10	209	10	
P-F	5305-939-92	SCREW,CAP,HEXAGON HEAD:WINCH CHANNEL TENSION TIE MS90725-187 (96906)	AS	EA 4	*	*	*	*	*	*	6	10	209	11	
P-F	2520-740-98	CHANNEL,TENSION TIE: 7409812 (19207)	AD	EA 1	*	*	*	*	*	*	3	5	209	12	
P-F	5310-820-66	WASHER,LOCK:LOCK ASSEMBLY MS35338-50 (96909)	AD	EA 2	*	*	*	*	*	*	6	10	209	13	
P-F	5305-724-59	SCREW,CAP,HEXAGON HEAD:LOCK ASSEMBLY MS90725-162 (96906)	AD	EA 2	*	*	*	*	*	*	6	10	209	14	
P-F	2520-040-23	BRACKET,ANGLE: 8331202 (19207)	AD	EA 1	*	*	*	*	*	*	2	5	209	15	
P-F	2590-860-73	FRAME ASSEMBLY,END: 7954482 (19207)	AD	EA 1	*	*	*	*	*	*	2	5	209	16	
P-F	2590-652-55	POPPET,LOCK,TROLLEY:FRONT 8741768 (19207)	AD	EA 1	*	*	*	*	*	*	4	8	209	17	
P-F	2590-753-87	SPRING,HELICAL,COMPRESSION: CABLE DRUM POPPET LOCK AND TROLLEY LOCK POPPET 7538706 (19207)	AD	EA 1	*	*	*	*	*	*	8	10	209	18	
P-F	5306-753-87	BOLT,INTERNAL RELIEVED: 7538725 (19207)	AD	EA 1	*	*	*	*	*	*	6	10	209	19	
P-F	2540-740-91	LATCH,DRUM POPPET LOCK: 7409150 (19207)	AD	EA 1	*	*	*	*	*	*	4	8	209	20	
P-F	5310-880-77	NUT,PLAIN,HEXAGON:LOCK LATCH MS51967-5 (96906)	AD	EA 1	*	*	*	*	*	*	6	10	209	21	
P-F	4730-289-51	PLUG,PIPE:BRAKE CASE MS49005-8 (96906)	AD	EA 1	*	*	*	*	*	*	4	8	209	22	
P-F	5306-740-98	BOLT,MACHINE:FRAME END ASSEMBLY 7409803 (19207)	AD	EA 1	*	*	*	*	*	*	6	10	209	23	
P-F	5305-873-69	SCREW,SET:ADJUSTING,CABLE DRUM DRAG BRAKE FRONT WINCH 7538733 (19207)	AD	EA 1	*	*	*	*	*	*	6	10	209	24	

(1)	(2)	(3)				TM9-2320-211-34P								
SMR	Federal	DESCRIPTION	UNIT	Qty	30-day DS	maint	30-day GS	maint	1-yr	Depot	Illustration			
Code	Stock		of	inc.	allowance		allowance		alw	maint				
Number			meas	in					per	alw		(a)	(b)	
				Unit					100	per	(a)	(b)		
					(a)	(b)	(c)	(a)	(b)	(c)	cnt-	equip	Figure	Item
		Reference Number & Mfr. Code	Usable On Code		1-20	21-5	(51-10)	(1-20	21-5	(51-10)	gcy		No.	No.
2001-HOIST,CRANE ASSEMBLY-CONTINUED														
P-F	5340-573-33	SPRING,HELICAL,COMPRESSION: 305580 (24076)	AD	EA	1	*	*	*	*	*	8	10	209	25
P-F	5310-045-10	NUT,SELF-LOCKING:FRAME END ASSEMBLY 451081 (21450)	AD	EA	1	*	*	*	*	*	6	10	209	26
P-F	4730-278-33	PLUG,PIPE:	AD	EA	4	*	*	*	*	*	4	8	209	27
P-F	5310-838-17	NUT,PLAIN,HEXAGON:END ROD MS35691-75 (96906)	AD	EA	2	*	*	*	*	*	6	10	209	28
P-F	2540-753-87	BRAKE ASSEMBLY,DRUM WITH LINING: 7538726 (19207)	AD	EA	1	*	*	*	*	*	6	20	209	29
X1		SHOE: CABLE DRUM DRAG BRAKE 7954452 (19207)			1								209	30
P-F	2590-753-87	LINING,FRICTION: 7538727 (19207)		EA	1	*	*	*	*	*	10	20	209	31
X1		RIVET:CABLE DRUM DRAG BRAKE 589875 (21450)			2								209	32
P-F	5306-740-96	ROD,THREADED END: 7409677 (19207)	AD	EA	1	*	*	*	*	*	4	8	209	33
P-F	2590-919-29	SLEEVE,END BEARING: 7954454 (19207)	AD	EA	3	*	*	*	*	*	4	8	209	34
P-F	2590-740-98	BEARING,SLEEVE:GEAR CASE COVER (1),AND CABLE DRUM (2) 7409800 (19207)	AD	EA	3	*	*	*	*	*	6	10	209	35
P-F	5330-740-96	SEAL,PLAIN,ENCASED:CABLE DRUM END FRAME 7409696 (19207)	AD	EA	1	*	*	*	*	*	10	100	209	36
P-F	2590-740-95	WASHER,THRUST:END FRAME BEARING 7409591 (19207)	AD	EA	1	*	*	*	*	*	6	10	209	37
P-F	2520-740-98	CLUTCH HALF,POSITIVE:SLIDING CABLE 7409814 (19207)	AD	EA	1	*	*	*	*	*	4	8	209	38
P-F	2590-740-96	WASHER,THRUST:CABLE DRUM 7409685 (19207)	AD	EA	1	*	*	*	*	*	6	10	209	39
P-F	4730-042-63	PLUG,PIPE:WINCH DRUM 444697 (21450)	AD	EA	1	*	*	*	*	*	4	8	209	40
P-F	5330-740-96	SEAL,PLAIN,ENCASED:CABLE DRUM GEAR CASE END 7409697 (19207)	AD	EA	1	*	*	*	*	*	10	100	209	41
X2-F		SETSCREW:WINCH DRUM 139239 (21450)	AD	EA	1	*	*	*	*	*			209	42
P-F	2520-740-98	DRUM,WINCH CABLE: 7409818 (19207)	AD	EA	1	*	*	*	*	*	2	5	209	43

(1)	(2)	(3)				TM9-2320-211-34P								
SMR	Federal	DESCRIPTION	UNIT	Qty	30-day	DS	maint	30-day	GS	maint	1-yr	Depot	Illustration	
Code	Stock		of	inc.	allowance			allowance			alw	maint		
	Number		meas	in							per	alw		
			Unit								100	per	(a)	(b)
											equip	100	Figure	Item
											cnt-	equip	No.	No.
		Reference Number & Mfr. Code	Usable On Code		(a)	(b)	(c)	(a)	(b)	(c)	1-20	21-5(51-10)	1-20	21-5(51-10)
2001-HOIST,WINCH,CRANE ASSEMBLY-CONTINUED														
P-F	5305-782-94	SCREW,CAP,HEXAGON HEAD: BEARING RETAINER PLATE MS90725-114 (96906)	AD	EA	8	*	*	*	*	*	6	10	210	1
P-F	5310-584-52	WASHER,LOCK:BEARING RETAINER PLATE MS3533848 (96906)	AD	EA	8	*	*	*	*	*	6	20	210	2
P-F	3110-740-98	PLATE,RETAINING,BEARING: 7409809 (19207)	AD	EA	1	*	*	*	*	*	3	5	210	3
P-F	5330-057-38	GASKET:DRIVE WORM(1)AUTOMATIC BRAKE CASE(1) 7409822 (19207)	AD	EA	2	*	*	*	*	*	6	10	210	4
P-F	5330-286-81	SEAL,PLAIN,ENCASED:WORM SHAFT BEARING DRIVE END AND BRAKE END 500094 (21450)	AD	EA	2	*	*	*	*	*	10	100	210	5
P-F	3110-554-39	BEARING,BALL:DRIVE WORM,WINCH HOIST 143030 (21450)	AD	EA	2	*	*	*	*	*	6	10	210	6
P-F	5315-696-07	PIN,SHOULDER,HEADLESS:CABLE DRUM FRONT WINCH 8723828 (19207)	AD	EA	1	*	*	*	*	*	8	10	210	7
P-F	5315-842-30	PIN,COTTER: MS24665-283 (96906)	AD	EA	1	*	*	*	*	*	8	20	210	8
X2-O		PLUG: 129194 (21450)	AD	EA	6	*	*	*	*	*			210	9
P-O	4730-088-86	PLUG,PIPE:GEAR CASE MS49005-10 (96906)	AD	EA	3	*	*	*	*	*	4	8	210	10
P-F	2520-740-98	CASE,GEAR ASSEMBLY: 7409811 (19207)	AD	EA	1	*	*	*	*	*	3	5	210	11
P-F	3120-740-98	BEARING,SLEEVE:GEAR CASE 7409800 (19207)	AD	EA	2	*	*	*	*	*	6	10	210	12
P-F	5315-740-91	KEY,MACHINE:CABLE DRUM SHAFT 7409157 (19207)	AD	EA	2	*	*	*	*	*	6	10	210	13
P-F	5315-281-76	KEY,MACHINE:CABLE DRUM SHAFT 8327443 (19207)	AD	EA	2	*	*	*	*	*	6	10	210	14
P-F	2520-741-35	SHAFT ASSEMBLY,CABLE DRUM: 7413551 (19207)	AD	EA	1	*	*	*	*	*	4	5	210	15
P-F	2520-921-04	SHAFT,STRAIGHT,CABLE DRUM: USED WITH COVER,7954476 7954473 (19207)	AD	EA	1	*	*	*	*	*	4	5	210	15
P-F	2530-740-98	CASE,BRAKE ASSEMBLY: 7409810 (19207)	AD	EA	1	*	*	*	*	*	3	5	210	16



(1)	(2)	(3)	TM9-2320-211-34P										(10)	
SMR Code	Federal Stock Number	DESCRIPTION	UNIT	Qty	30-day DS	maint	30-day GS	maint	1-yr	Depot	Illustration	(b)		
			meas	inc.	allowance		allowance		alw	maint		(b)		
			in						per	alw	100	(a)		
			Unit						equip	100	Figure	Item		
				(a)	(b)	(c)	(a)	(b)	(c)	cnt-	equipNo.	No.		
	Reference Number & Mfr. Code	Usable On Code		1-20	21-5	51-10	1-20	21-5	51-10	gcy				
2001-HOIST,WINCH,CRANE ASSEMBLY-CONTINUED														
P-F	2520-923-42	COVER GEAR CASE: 7954476 (19207)	AD	EA	1	*	*	*	*	*	8	10	210	35
P-F	2520-741-34	COVER,END:GEAR CASE ASSEMBLY 7413441 (19207)	AD	EA	1	*	*	*	*	*	2	5	210	35
P-F	5305-958-52	SCREW,CAP,HEXAGON HEAD: END COVER MS35190-343 (96906)	AD	EA	4	*	*	*	*	*	6	10	210	36
P-F	5330-286-70	SEAL,PLAIN,ENCASED:DRUM SHAFT 500130 (21450)	AD	EA	1	*	*	*	*	*	10	100	210	37
P-F	5306-740-98	BOLT,MACHINE:END COVER 7409803 (19207)	AD	EA	4	*	*	*	*	*	6	10	210	38
P-F	5310-820-66	WASHER,LOCK:END COVER MS35338-50 (96906)	AD	EA	4	*	*	*	*	*	6	10	210	39
P-F	5315-281-76	KEY,MACHINE:WORM GEAR 8327444 (19207)	AD	EA	2	*	*	*	*	*	6	10	210	40
P-F	2520-740-97	WORM ASSEMBLY,WINCH: 7409730 (19207)	AD	EA	1	*	*	*	*	*	6	10	210	41
NON-ILLUSTRATED														
P-F	5315-209-79	PIN SHEAR:DRIVE FRONT WINCH 7409348 (19207)	AD	EA	1	*	*	*	*	*	6	10		
P-F	2520-740-98	BRACKET,ROLLER:RIGHT 7409805 (19207)	AD	EA	1	*	*	*	*	*	3	5	211	1
P-F	2590-740-97	WASHER,THRUST:DRUM ROLLER 7409729 (19207)	AD	EA	2	*	*	*	*	*	6	10	211	2
P-F	5310-741-70	WASHER,FLAT:CABLE DRUM BEARING 7417094 (19207)	AD	EA	2	*	*	*	*	*	10	40	211	3
P-F	2520-740-97	SHAFT,SHOULDER:ROLLER ASSEMBLY 7409725 (19207)	AD	EA	1	*	*	*	*	*	4	5	211	4
P-F	2520-740-96	ROLLER ASSEMBLY: 7409694 (19207)	AD	EA	1	*	*	*	*	*	4	5	211	5
X1		BEARING SLEEVE: 7409694 (19207)			4								211	6
P-F	2520-740-98	BRACKET,ROLLER:LEFT 7409804 (19207)	AD	EA	1	*	*	*	*	*	4	5	211	7
P-F	5305-725-01	SETSCREW:ROLLER BRACKET MS51963-137 (96906)	AD	EA	2	*	*	*	*	*	6	10	211	8
P-F	5310-740-97	WASHER,FLAT:SIDE ROLLER 7409728 (19207)	AD	EA	4	*	*	*	*	*	6	10	211	9

(1)	(2)	(3)	TM9-2320-211-34P										(10)
SMR Code	Federal Stock Number	DESCRIPTION	UNIT	Qty	(4)	(5)	(6)	(7)	(8)	(9)	(10)	(11)	(12)
					30-day DS	maint	30-day GS	maint	1-yr	Depot	Illustration		
					of inc.	allowance	allowance		alw	maint			
					meas	in			per	alw			
					Unit				100	per	(a)	(b)	
									equip	100	Figure	Item	
						(a)	(b)	(c)	cnt-	equip	No.	No.	
		Reference Number & Mfr. Code	Usable On Code		1-20	21-5	51-10	101-20	21-5	51-10	101-20	21-5	51-10
2001-HOIST,WINCH,CRANE ASSEMBLY-CONTINUED													
P-F	2590-740-98	BEARING,SLEEVE:SIDE ROLLER 7409807 (19207)	HA,JA,ID, IA,FJ	EA	4	*	*	*	*	*	*	6	10 211 10
P-F	2590-740-96	BEARING,SLEEVE: 7409695 (19207)	AD	EA	2	*	*	*	*	*	*	6	10 211 11
P-F	4730-050-42	FITTING,LUBRICATION: MS-15003-1 (96906)	AD	EA	8	*	*	*	*	*	*	8	20 211 12
P-F	5315-740-96	PIN,ROLLER,WINCH: 7409609 (19207)	AD	EA	2	*	*	*	*	*	*	4	8 211 13
P-F	5310-042-68	NUT,PLAIN,HEXAGON:TIE ROD 426897 (21450)	AD	EA	4	*	*	*	*	*	*	6	10 211 14
P-F	2520-740-96	ROD,TIE,STEERING: 7409680 (19207)	AD	EA	1	*	*	*	*	*	*	4	8 211 15
P-F	5315-058-99	PIN,STRAIGHT,HEADLESS:BEARING LOCK MS51025-56 (96906)	AD	EA	1	*	*	*	*	*	*	8	10 211 16
P-O	4730-506-16	FITTING,LUBRICATION:ROLLER BRACKET 7964135 (19207)	AD	EA	1	*	*	*	*	*	*	6	10 211 17
P-O	4730-172-00	FITTING,LUBRICATION: MS15003-6 (96906)	AD	EA	1	*	*	*	*	*	*	4	5 211 18
P-F	5305-939-92	SCREW,CAP,HEXAGON HEAD: ROLLER BRACKET MS90725-187 (96906)	AD	EA	4	*	*	*	*	*	*	6	10 211 19
P-F	5310-584-78	WASHER,LOCK:ROLLER BRACKET MS35338-51 (96906)	AD	EA	4	*	*	*	*	*	*	6	10 211 20
P-F	5305-051-08	SCREW,CAP,HEXAGON HEAD: ROLLER BRACKET MS90725-164 (96906)	AD	EA	2	*	*	*	*	*	*	6	10 211 21
P-F	5310-820-66	WASHER,LOCK:ROLLER BRACKET MS35338-50 (96906)	AD	EA	2	*	*	*	*	*	*	6	10 211 22
P-F	2590-235-18	GUARD,MECHANICAL DRIVE: MS305639 (24076)	HA,JA,FJ	EA	1	*	*	*	*	*	*	2	5 212 1
P-F	5310-637-95	WASHER,LOCK:GUARD MS35338-46 (96906)	HA,JA,3G,FJ	EA	4	*	*	*	*	*	*	6	20 212 2
P-F	5305-269-32	SCREW,CAP,HEXAGON HEAD:GUARD MS90725-58 (96906)	HA,JA,FJ	EA	4	*	*	*	*	*	*	6	20 212 3
P-F	2590-741-11	PULLEY,GROOVE:SWIVEL 7411121 (19207)	HA,JA,FJ	EA	1	*	*	*	*	*	*	3	5 212 4
P-F	3110-198-10	BEARING,ROLLER,NEEDLE: FRONT SWIVEL SHEAVE MS17131-54 (96906)	HA,JA,FJ	EA	1	*	*	*	*	*	*	10	40 212 5

(1)	(2)	(3)	TM9-2320-211-34P										(10)			
SMR Code	Federal Stock	DESCRIPTION	UNIT	Qty	(4)	(5)	(6)	(7)	(8)	(9)	(10)	(10)				
Code	Number		meas	inc	of	allowance	DS	maint	allowance	GS	maint	1-yr	Depot	Illustration		
			Unit									alw	maint	(a)	(b)	
		Reference Number & Mfr. Code	Usable On Code		(a)	(b)	(c)	(a)	(b)	(c)		per	alw	equip100	Figure	Item
					1-20	21-5	51-10	1-20	21-5	51-10		cnt-	equip	No.	No.	
2001-HOIST,WINCH,CRANE ASSEMBLY-CONTINUED																
P-F	2590-741-11	BUSHING,SLEEVE:GROOVED PULLEY 7411125 (19207)	HA,JA,FJ	EA	1	*	*	*	*	*	*	6	10	212	6	
P-F	5330-741-11	WASHER,FLAT:SWIVEL SHEAVE BEARING 7411154 (19207)	HA,JA,FJ	EA	2	*	*	*	*	*	*	10	40	212	7	
P-F	5310-182-40	WASHER,LOCK:SLEEVE BUSHING 13Y4Z16 (24076)	HA,JA,FJ	EA	2	*	*	*	*	*	*	6	10	212	8	
P-F	5310-763-89	NUT,PLAIN,HEXAGON: MS51968-23 (96906)	HA,JA,FJ	EA	2	*	*	*	*	*	*	6	10	212	9	
X2-F		FRAME: M307240 (24076)	HA,JA,FJ	EA	1	*	*	*	*	*	*			212	10	
P-F	5310-982-65	WASHER,FLAT: MS27183-28 (96906)	HA,JA,FJ	EA	1	*	*	*	*	*	*	6	10	212	11	
X2-F		NUT,PLAIN,HEXAGON: M305385 (24076)	HA,JA,FJ	EA	1	*	*	*	*	*	*			212	12	
P-F	3120-741-11	BEARING,SLEEVE:FRONT SWIVEL SHEAVE FRAME M307238 (24076)	HA,JA,FJ	EA	1	*	*	*	*	*	*	6	10	212	13	
P-F	5330-741-11	RING,FELT,TROLLEY: 7411160 (19207)	HA,JA,FJ	EA	1	*	*	*	*	*	*	10	40	212	14	
P-F	3110-227-32	BEARING,ROLLER,NEEDLE: 707728 (19207)	HA,JA,FJ	EA	4	*	*	*	*	*	*	10	40	212	15	
P-F	2510-740-99	WHEEL,TROLLEY: 7409960 (19207)	HA,JA,3G,FJ	EA	4	*	*	*	*	*	*	8	5	212	16	
P-F	2590-740-99	PACKING WITH RETAINER:TROLLEY WHEEL BEARING 7409929 (19207)	HA,JA,FJ	EA	8	*	*	*	*	*	*	15	40	212	17	
X2-F		WASHER:TROLLEY ASSEMBLY 7411153 (19207)	HA,JA,FJ	EA	4	*	*	*	*	*	*			212	18	
P-F	5310-820-66	WASHER,LOCK:TROLLEY ASSEMBLY MS35338-50 (96906)	HA,JA,FJ	EA	4	*	*	*	*	*	*	6	20	212	19	
P-F	5305-044-55	SCREW,CAP,HEXAGON HEAD: TROLLEY ASSEMBLY MS90725-158 (96906)	HA,JA,FJ	EA	2	*	*	*	*	*	*	6	10	212	20	
P-F	2590-741-11	WASHER,THRUST:TROLLEY WHEEL 13Y4234 (24076)	HA,JA,FJ	EA	4	*	*	*	*	*	*	6	20	212	21	
X2-F		AXLE:TROLLEY ASSEMBLY 13Y4210 (24076)	HA,JA,FJ	EA	2	*	*	*	*	*	*			212	22	
X2-F		FRAME:TROLLEY ASSEMBLY M304371 (24076)	HA,JA,FJ	EA	1	*	*	*	*	*	*			212	23	

(1)	(2)	(3)	TM9-2320-211-34P										(8)	(9)	(10)
SMR Code	Federal Stock Number	DESCRIPTION	UNIT of meas	Qty in Unit	30-day allowance	DS	maint	30-day allowance	GS	maint	1-yr alw	Depot alw	Illustration (a)	(b)	
Reference Number & Mfr. Code	Usable On Code	(a)	(b)	(c)	(a)	(b)	(c)	(a)	(b)	(c)	cnt-	equip	No.	Item No.	
2001-HOIST,WINCH,CRANE ASSEMBLY-CONTINUED															
X2-F		SHAFT 13Y4249 (24076)	HA,JA,FJ	EA 1	*	*	*	*	*	*			212	24	
P-F	3110-741-11	RETAINER,BALL,BEARING: 7411123 (19207)	HA,JA,FJ	EA 1	*	*	*	*	*	*	6	40	212	25	
P-F	3110-100-61	BALL,BEARING:FRONT TROLLEY MS19059-57 (96906)	HA,JA,FJ	EA 26	*	*	*	*	*	*	100	200	212	26	
P-F	5310-741-11	RACE,BALL THRUST: 7411124 (19207)	HA,JA,FJ	EA 1	*	*	*	*	*	*	6	40	212	27	
P-F	3110-157-05	BEARING,ROLLER JOURNAL:FRONT SWIVEL SHEAVE FRAME,SWIVEL SHEAVE FRAME SHAFT 7411158 (19207)	HA,JA,FJ	EA 1	*	*	*	*	*	*	6	40	212	28	
P-F	5330-741-11	FELT,MECHANICAL,PREFORMED: SHEAVE FRAME SHAFT BEARING 7411159 (19207)	HA,JA,FJ	EA 29	*	*	*	*	*	*	100	400	212	29	
P-F	5310-044-62	WASHER,FLAT:SHAFT 446257 (21450)	HA,JA,FJ	EA 1	*	*	*	*	*	*	6	10	212	30	
P-F	5305-984-56	SCREW,MACHINE:FRAME MS35206-307 (96906)	HA,JA,FJ	EA 4	*	*	*	*	*	*	6	20	212	31	
P-F	5306-741-11	BOLT,INTERNALLY RELIEVED: FRONT TROLLEY AXLE 7411155 (19207)	HA,JA,FJ	EA 2	*	*	*	*	*	*	6	10	212	32	
P-O	4730-506-16	FITTING,LUBRICATION,PRESSURE RELIEF: 587305 (21450)	HA,JA,FJ	EA 3	*	*	*	*	*	*	8	10	212	33	
X2-F		BOLT,MACHINE:FRAME 13Y4212 (24076)	HA,JA,FJ	EA 1	*	*	*	*	*	*			212	34	
P-F	2590-741-11	WASHER,THRUST:TENSION LEVER BEARING 7411170 (19207)	HA,JA,FJ	EA 4	*	*	*	*	*	*	8	20	213	1	
P-F	5330-741-70	PACKING ASSEMBLY:FELT,TENSION LEVER BEARING 7417093 (19207)	HA,JA,FJ	EA 4	*	*	*	*	*	*	20	100	213	2	
P-F	3110-120-43	BEARING,ROLLER,NEEDLE: 11705R1 (31007)	HA,JA,FJ	EA 2	*	*	*	*	*	*	10	40	213	3	
P-F	3020-484-58	PULLEY,GROOVED: 8344250 (19207)	HA,JA,FJ	EA 2	*	*	*	*	*	*	3	5	213	4	
X2-F		SHIM:FRAME TENSIONER END 7411162 (19207)	HA,JA,3G,FJ	EA 2	*	*	*	*	*	*			213	5	
P-F	2590-179-35	FRAME,TENSIONER,WINCH: 8344248 (19207)	HA,JA,FJ	EA 1	*	*	*	*	*	*	2	5	213	6	
P-F	3120-741-11	BEARING,SLEEVE:TENSION SHEAVE BLOCK UPPER 7411164 (19207)	HA,JA,FJ	EA 1	*	*	*	*	*	*	6	10	213	7	



(1)	(2)	(3)													
SMR Code	Federal Stock	DESCRIPTION		UNIT	Qty	30-day DS	maint	30-day GS	maint	1-yr	Depot	Illustration			
	Number			meas	in	allowance		allowance		alw	maint		(a)	(b)	
				Unit						per	alw		equip100	Figure	
										100	per		(a)	(b)	
										cnt-	equip	No.		No.	
		Reference Number & Mfr. Code	Usable On Code			(a)	(b)	(c)	(a)	(b)	(c)				
						1-20	21-5	(51-10)	(1-20	21-5	(51-10)	gcy			
2001-HOIST,WINCH,CRANE ASSEMBLY-CONTINUED															
P-O	4730-506-16	FITTING,LUBRICANT PRESSURE RELIEF: TENSIONER ROLLER SHAFT 587305 (21450)	HA,JA,FJ	EA	2	*	*	*	*	*	*	8	10	213	8
P-O	4730-172-00	ELBOW,LUBRICATOR:TENSIONER ROLLER SHAFT MS15003-6 (96906)	HA,JA,FJ	EA	2	*	*	*	*	*	*	4	8	213	9
P-F	5340-598-11	RING,RETAINING:TENSION SHEAVE PIN MS16624-3100 (96906)	HA,JA,FJ	EA	2	*	*	*	*	*	*	6	10	213	10
P-F	5315-562-19	PIN: 505557 (21450)	HA,JA,FJ	EA	1	*	*	*	*	*	*	8	10	213	11
P-F	2590-741-11	SHAFT,STRAIGHT:TENSION SHEAVE 7411161 (19207)	HA,JA,FJ	EA	1	*	*	*	*	*	*	4	8	213	12
P-F	5315-616-55	KEY,WOODRUFF: MS35756-10 (96906)	HA,JA,FJ	EA	1	*	*	*	*	*	*	6	10	213	13
P-F	5310-637-95	WASHER,LOCK:BLOCK ASSEMBLY MS35338-46 (96906)	HA,JA,FJ	EA	4	*	*	*	*	*	*	6	20	213	14
P-F	5305-269-28	SCREW,CAP,HEXAGON: HEAD:BLOCK ASSEMBLY MS90726-58 (96906)	HA,JA,FJ	EA	4	*	*	*	*	*	*	6	20	213	15
P-F	5310-880-77	NUT,PLAIN,HEXAGON: UPPER LATCH MS51967-5 (96906)	HA,JA,FJ	EA	1	*	*	*	*	*	*	6	10	213	16
P-F	2540-740-91	LATCH,DRUM POPPET: LEVER: 7409150 (19207)	HA,JA,FJ	EA	2	*	*	*	*	*	*	4	8	213	17
P-F	5310-740-98	NUT,TROLLEY LOCK: 7409894 (19207)	HA,JA,FJ	EA	1	*	*	*	*	*	*	6	10	213	18
P-F	2590-753-87	SPRING,HELICAL,COMPRESSION: TROLLEY POPPET LEVER 7538706 (19207)	HA,JA,FJ	EA	1	*	*	*	*	*	*	8	10	213	19
P-F	2520-741-11	POPPET,WINCH,TROLLEY: TENSION SHEAVE CAMSHAFT LEVER 7411166 (19207)	HA,JA,FJ	EA	1	*	*	*	*	*	*	4	8	213	20
P-F	2520-741-11	LEVER,TENSION WINCH: 7411120 (19207)	HA,JA,FJ	EA	1	*	*	*	*	*	*	4	8	213	21
P-F	3120-661-90	BEARING,SLEEVE:SHEAVE BLOCK LOWER 7411163 (19207)	HA,JA,FJ	EA	1	*	*	*	*	*	*	6	10	213	22

(1)	(2)	(3)																
SMR	Federal	DESCRIPTION		UNIT	Qty	30-day	DS	maint	30-day	GS	maint	1-yr	Depot	Illustration				
Code	Stock			of	inc.	allowance		allowance				alw	maint					
Number				meas	in		Unit					per	alw					
												100	per	(a)	(b)			
												equip	100	Figure	Item			
												cnt-	equip	No.	No.			
		Reference Number & Mfr. Code	Usable On Code		(a)	(b)	(c)	(a)	(b)	(c)								
					1-20	21-5	(51-10)	1-20	21-5	(51-10)	(gcy)							
		2001-HOIST,WINCH,CRANE ASSEMBLY-CONTINUED																
X2-F		BLOCK ASSEMBLY:TENSIONER FRAME 8344506 (19207)	HA,JA,FJ	EA	1	*	*	*	*	*	*			213	23			
X2-F		PIN: 7994965 (19207)	HA,JA,FJ	EA	1	*	*	*	*	*	*			213	24			
P-F	2520-941-54	PROPELLER SHAFT WITH U-JOINTS: FRONT WINCH(ALL FRONT WINCH MODELS EXCEPT FJ) 8712095 (19207)	AD	EA	1	*	*	*	*	*	*	4	10	214	1			
P-F	2520-293-51	PROPELLER SHAFT WITH U-JOINTS: FRONT WINCH 8332451 (19207)	FJ	EA	1	*	*	*	*	*	*	4	10	214	1			
P-F	5306-050-12	SCREW,CAP,HEXAGON HEAD: (USED WITH SHAFT FSN 2520-941-5434) (COMPONENT OF PARTS KIT,UNIVERSAL JOINT,FSN 2520-999-7808) MS90727-32 (96906)	AD	EA	4	*	*	*	*	*	*	6		214	2			
P-F	2520-358-92	PLATE,LOCK:(USED WITH SHAFT FSN 2520-941-5434) (COMPONENTS OF PARTS KIT, UNIVERSAL JOINT,FSN 2520-999-7808) 4598J (76260)	AD	EA	2	*	*	*	*	*	*	6		214	3			
P-F	2520-740-95	YOKE,UNIVERSAL JOINT: PROPELLER FLANGE SHAFT TO WINCH 7409581 (19207)	AD	EA	1	*	*	*	*	*	*	4	10	214	4			
P-F	2520-710-13	YOKE,UNIVERSAL JOINT: SLEEVE FRONT WINCH(USED WITH SHAFT FSN 2520-293-5127) 7538744 (19207)	FJ	EA	1	*	*	*	*	*	*	4	10	214	4			
P-F	2520-511-17	HAFT,DRIVE,WITH SPLINED END AND YOKE: 102057R12 (31007)	AD	EA	1	*	*	*	*	*	*	3	5	214	5			
P-F	2520-740-95	RETAINER,WASHER,SLIP YOKE:DRIVE SHAFT 7409574 (19207)	AD	EA	1	*	*	*	*	*	*	6	10	214	6			
P-F	5310-740-95	WASHER,SPLIT:SLIP YOKE 7409579 (19207)	AD	EA	1	*	*	*	*	*	*	6	10	214	7			
P-F	2520-753-87	COLLAR,SHAFT:STOP,SLEEVE END YOKE (USED WITH SHAFT 2520-293-5127) 7538746 (19207)	FJ	EA	1	*	*	*	*	*	*	4	8	214	8			
P-F	2540-741-10	YOKE ASSEMBLY,SLIP: 103596R11 (31007)	AD	EA	1	*	*	*	*	*	*	4	10	214	9			
P-F	2520-740-95	YOKE,UNIVERSAL JOINT: PROPELLER SHAFT TO POWER TAKE-OFF 7409580 (19207)	AD	EA	1	*	*	*	*	*	*	4	10	214	10			

(1)	(2)	(3)	(4)	(5)	(6)	(7)	(8)	(9)	(10)						
SMR Code	Federal Stock Number	DESCRIPTION	UNIT of meas	Qty in Unit	30-day inc. allowance	DS maint	30-day allowance	GS maint	1-yr alw	Depot alw	Illustration (a)	Figure (b)	Item No. (c)		
Reference Number & Mfr. Code			Usable On Code			(a)	(b)	(c)	(a)	(b)	(c)	100 equip-	per equip-		
						1-20	21-50	51-100	1-20	21-50	51-100	(gcy)			
2001-HOIST,WINCH,CRANE ASSEMBLY-CONTINUED															
P-F	2520-753-87	YOKE, UNIVERSAL JOINT: DRIVE SHAFT TO POWER TAKE-OFF(USED WITH SHAFT 2520-293-5127) 7538742 (19207)	FJ	EA	1	*	*	*	*	*	*	4	10	214	10
P-F	4730-050-42	FITTING,LUBRICATION:UNIVERSAL JOINT JOURNAL(2),SLEEVE YOKE91) (USED WITH SHAFT 2520-293-5127) MS15001-1 (96906)	AD	EA	3	*	*	*	*	*	*	8	10	214	11
P-F	2540-740-99	WINCH ASSEMBLY:REAR 7409980 (19207)	HA,FJ	EA	1	*	*	*	*	*	*	6	10	215	1
P-F	2540-740-99	TROLLEY ASSEMBLY WINCH: 7409954 (19207)		EA	1	*	*	*	*	*	*	3	5	215	2
P-F	5305-724-59	SCREW,CAP,HEXAGON HEAD: MS90725-163 (96906)		EA	4	*	*	*	*	*	*	6	20	215	3
P-F	5310-012-15	WASHER, LOCK: MS35338-31 (96906)		EA	4	*	*	*	*	*	*	6	20	215	4
P-F	5306-741-70	BOLT,MACHINE:STOP, TROLLEY 7417084 (19207)		EA	2	*	*	*	*	*	*	6	10	215	5
P-F	5110-655-92	NUT,PLAIN,HEXAGON:TROLLEY STOP BOLT MS35691-1002 (96906)		EA	2	*	*	*	*	*	*	6	10	215	6
P-F	2590-418-08	TRACK ASSEMBLY:TROLLEY 7954574 (19207)		EA	1	*	*	*	*	*	*	3	5	215	7
P-F	5315-582-25	PIN,GROOVED,HEADED:DRUM 8330478 (19207)		EA	1	*	*	*	*	*	*	6	10	215	8
P-F	5315-839-58	PIN,COTTER: MS24665-353 (96906)		EA	1	*	*	*	*	*	*	8	10	215	9
X1		DRUM ASSEMBLY,WINCH: 7954590 (19207)			1									215	10
P-F	5305-903-72	SCREW,CAP,HEXAGON HEAD: MS90725-189 (96906)		EA	2	*	*	*	*	*	*	6	10	215	11
P-F	5310-584-78	WASHER, LOCK-SPRING: MS35338-51 (96906)		EA	8	*	*	*	*	*	*	6	20	215	12
P-F	5310-763-89	NUT,PLAIN,HEXAGON: MS51967-23 (96906)		EA	2	*	*	*	*	*	*	6	10	215	13
P-F	2590-404-07	TENSIONER,WINCH ASSEMBLY: 8690891 (19207)		EA	1	*	*	*	*	*	*	3	5	215	14
P-F	5305-939-92	SCREW,CAP,HEXAGON HEAD: MS90725-187 (96906)		EA	6	*	*	*	*	*	*	6	20	215	15

(1)	(2)	(3)		(4)	(5)	(6)	(7)	(8)	(9)	(10)		
SMR Code	Federal Stock Number	DESCRIPTION	Reference Number & Mfr. Code	UNIT of meas	Qty inc	30-day allowance	DS maint	30-day allowance	GS maint	1-yr alw	Depot alw	Illustration (a) Figure No. (b) Item No.
			Usable On Code				(a)	(b)	(c)	(a)	(b)	(c)
							1-20	21-50	51-100	1-20	21-50	51-100
2001-HOIST, WINCH, CRANE ASSEMBLY-CONTINUED												
P-F	5310-880-77	NUT, PLAIN, HEXAGON HEAD: TROLLEY FRAME LOCK POPPET LATCH MS51967-5 (96906)		EA	1	*	*	*	*	*	*	6 10 215 16
P-F	2540-740-91	LATCH, DRUM POPPET LOCK: 7409150 (19207)		EA	1	*	*	*	*	*	*	4 8 215 17
P-F	2590-226-23	NUT WINCH POPPET: 8344240 (19207)		EA	1	*	*	*	*	*	*	6 10 215 18
P-F	2590-753-87	SPRING, HELICAL, COMPRESSION: TROLLEY LOCK POPPET 7538706 (19207)		EA	1	*	*	*	*	*	*	8 10 215 19
P-F	2590-652-55	POPPET, LOCK, TROLLEY: 8741768 (19207)		EA	1	*	*	*	*	*	*	4 8 215 20
P-F	5315-282-25	PIN, GROOVED, HEADED: DRIVE SPROCKET 8330478 (19207)	HA, JA, FJ	EA	1	*	*	*	*	*	*	6 10 216 1
P-F	5315-839-58	PIN, COTTER: DRIVE SPROCKET MS24665-353 (96906)	HA, JA, FJ	EA	1	*	*	*	*	*	*	8 20 216 2
P-F	2590-287-86	SPROCKET, DRIVEN: USED WITH CHAIN, FSN 2520-741-7085 AND SPROCKET, FSN 2520-287-8678, USED ON VEHICLES APTER SERIAL NUMBER 2427 5Y795 (24076)	HA, FJ, JA	EA	1	*	*	*	*	*	*	4 10 216 3
P-F	2590-569-89	SPROCKET, DRIVEN: USED WITH CHAIN, FSN 2520-692-6165 AND SPROCKET, FSN 2520-288-0846, USED ON VEHICLES AFTER SERIAL NUMBER 2427 126657R1 (31007)	HA, FJ, JA	EA	1	*	*	*	*	*	*	4 10 216 3
P-F	5330-740-99	SEAL, OIL: WORM GEAR END 111940R91 (31007)	HA, FJ, JA	EA	1	*	*	*	*	*	*	10 40 216 4
P-F	3110-277-04	BEARING, BALL, ANNULAR: WORM SHAFT 700290 (21450)	HA, FJ, JA	EA	2	*	*	*	*	*	*	6 10 216 5
P-F	3830-328-88	WORM SHAFT: WITH KEY, SCREW AND WASHER MS305791 (96906)	HA, FJ, JA	EA	1	*	*	*	*	*	*	4 10 216 6
P-F	5315-042-49	KEY, MACHINE: WORM SHAFT MS20067-305 (96906)	HA, FJ, JA	EA	1	*	*	*	*	*	*	6 10 216 7
P-F	2520-740-96	CASE, GEAR WINCH: 7409669 (19207)	HA, FJ, JA	EA	1	*	*	*	*	*	*	2 5 216 8
P-F	3120-740-96	BEARING, SLEEVE: DRUM SHAFT 7409666 (19207)	HA, FJ, JA	EA	2	*	*	*	*	*	*	6 10 216 9

(1)	(2)	(3)	TM9-2320-211-34P										(8)	(9)	(10)
SMR Code	Federal Stock Number	DESCRIPTION	UNIT	Qty	30-day DS	maint	30-day GS	maint	1-yr	Depot	Illustration				
			meas	in	inc.	allowance	allowance		alw	alw	(a)	(b)	(a)	(b)	
			Unit						per	per	equip	100	Figure	Item	
					(a)	(b)	(c)	(a)	(b)	(c)	cnt-	equip	No.	No.	
		Reference Number & Mfr. Code	Usable	On	Code	1-20	21-5(51-10(	1-20	21-5(51-10(	gcy					
2001-HOIST, WINCH, CRANE ASSEMBLY-CONTINUED															
P-F	5330-166-43	GASKET:GEAR CASE 7409931 (19207)	HA,JA,FJ	EA	2	*	*	*	*	*	*	8	20	216	10
P-F	5330-286-70	SEAL,PLAIN,ENCASED: BRAKE CASE TO GEAR CASE 500136 (21450)	HA,FJ,JA	EA	1	*	*	*	*	*	*	10	100	216	11
X2-F		CASE:WINCH BRAKE 7954588 (19207)	HA,JA,FJ	EA	1	*	*	*	*	*	*			216	12
P-O	4730-289-51	PLUG,PIPE:WINCH BRAKE CASE MS49005-8 (96906)	HA,JA,FJ	EA	1	*	*	*	*	*	*	4	8	216	13
X2-O		PLUG,PIPE:WINCH BRAKE CASE 501514 (21450)	HA,JA,FJ	EA	1	*	*	*	*	*	*			216	14
P-F	2590-740-99	DRUM,BRAKE:DRIVE WORM AUTOMATIC BRAKE 7409925 (19207)	HA,FJ,JA	EA	1	*	*	*	*	*	*	6	10	216	15
X2-F		WASHER:WINCH BRAKE 7066437 (19207)	HA,JA,FJ	EA	1	*	*	*	*	*	*			216	16
P-F	5314-584-52	WASHER,LOCK:WINCH BRAKE MS35338-48 (96906)	HA,JA,FJ	EA	1	*	*	*	*	*	*	6	10	216	17
P-F	5305-761-42	SCREW,CAP,HEXAGON HEAD:WINCH BRAKE MS90726-111 (96906)	HA,JA,FJ	EA	1	*	*	*	*	*	*	6	10	216	18
P-F	5340-541-65	SPRING,BRAKE BAND: AUTOMATIC BRAKE 5416501 (19207)	HA,FJ,JA	EA	1	*	*	*	*	*	*	8	10	216	19
P-F	5310-809-59	WASHER,FLAT:WINCH BRAKE MS15795-218 (96906)	HA,FJ,JA	EA	1	*	*	*	*	*	*	6	10	216	20
P-F	5305-716-81	SCREW,CAP,HEXAGON HEAD:WINCH BRAKE MS90726-128 (96006)	HA,FJ,JA	EA	1	*	*	*	*	*	*	6	10	216	21
P-F	5330-599-29	GASKET:WINCH BRAKE MS28775-112 (96906)	HA,JA,FJ	EA	1	*	*	*	*	*	*	10	100	216	22
P-F	2590-740-96	BRAKE BAND ASSEMBLY: 7409663 (19207)	HA,FJ,JA	EA	1	*	*	*	*	*	*	10	20	216	23
P-F	2590-740-99	LINING,FRICTION:BRAKE BAND 7409936 (19207)	HA,JA,FJ	EA	1	*	*	*	*	*	*	6	10	216	24
X1		BAND,BRAKE: 7954564 (19207)	HA,JA,FJ		1									216	25



(1)	(2)	(3)	(4)	(5)	(6)	(7)	(8)	(9)	(10)					
SMR Code	Federal Stock Number	DESCRIPTION	UNIT	Qty	30-day DS	maint allowance	30-day GS	maint allowance	1-yr alw	Depot alw	Illustration (a)	Figure (b)	Item No. (c)	
		Reference Number & Mfr. Code	Usable On Code		(a)	(b)	(c)	(a)	(b)	(c)	cnt-	equip-	No.	
					1-20	21-50	51-100	1-20	21-50	51-100	gcy			
2001-HOIST, WINCH, CRANE ASSEMBLY-CONTINUED														
P-F	2520-740-96	COVER, GEAR CASE: 7409672 (19207)	HA, FJ, JA	EA	1	*	*	*	*	*	3	5	216	43
P-F	2520-740-96	CAP, WORM GEAR CASE: 7409667 (19207)	HA, FJ, JA	EA	1	*	*	*	*	*	3	5	216	44
P-F	5305-903-72	SCREW, CAP, HEXAGON HEAD: WORM GEAR CASE CAP MS90725-189 (96906)	HA, FJ, JA	EA	4	*	*	*	*	*	6	10	216	45
P-F	5310-740-99	WASHER, KEY: WORM GEAR 7409977 (19207)	HA, FJ, JA	EA	2	*	*	*	*	*	6	10	217	1
X2-F		KEY, WOODRUFF: DRUM SHAFT 542973 (21450)	HA, FJ, JA	EA	4	*	*	*	*	*			217	2
P-F	3830-506-84	SHAFT, STRAIGHT: WINCH DRUM 7954563 (19207)	HA, FJ, JA	EA	1	*	*	*	*	*	4	8	217	3
P-F	5330-585-32	SEAL, PLAIN, ENCASED: END FRAME TO DRUM AND WORM GEAR REVAPC15 (80064)	HA, FJ, JA	EA	2	*	*	*	*	*	10	100	217	4
X2-F		DRUM: REAR WINCH 7954568 (19207)	HA, FJ, JA	EA	1	*	*	*	*	*			217	5
P-F	5305-725-01	SETSCREW: WINCH DRUM MS51963-170 (96906)	HA, FJ, JA	EA	1	*	*	*	*	*	6	10	217	6
X2-F		CHANNEL: 7409671 (19207)	HA, FJ, JA	EA	1	*	*	*	*	*			217	7
P-F	5310-584-78	WASHER, LOCK: CHANNEL MS353338-51 (96906)	HA, FJ, JA	EA	4	*	*	*	*	*	6	10	217	8
P-F	5305-939-92	SCREW, CAP, HEXAGON HEAD: WINCH CHANNEL MS90725-187 (96906)	HA, FJ, JA	EA	4	*	*	*	*	*	6	10	217	9
P-F	5310-763-89	NUT, PLAIN, HEXAGON HEAD: WINCH CHANNEL MS51967-23 (96906)	HA, FJ, JA	EA	4	*	*	*	*	*	6	10	217	10
X2-F		FRAME, END: REAR WINCH 7954585 (19207)	HA, FJ, JA	EA	1	*	*	*	*	*			217	11
P-F	5315-753-38	PIN, STRAIGHT, HEADLESS: WINCH FRAME END 589965 (21450)	HA, FJ, JA	EA	1	*	*	*	*	*	6	10	217	12
X2-F		SLEEVE: END FRAME 7954534 (19207)	HA, FJ, JA	EA	1	*	*	*	*	*			217	13
P-F	3120-740-96	BEARING, SLEEVE: END FRAME 7409666 (19207)	HA, FJ, JA	EA	1	*	*	*	*	*	4	8	217	14

(1)	(2)	(3)	TM9-2320-211-34P										(8)	(9)	(10)	
SMR Code	Federal Stock Number	DESCRIPTION	UNIT	(4) Qty	(5) 30-day DS	(6) DS allowance	(7) 30-day GS allowance	(7) DS allowance	(7) GS allowance	(7) DS allowance	(7) GS allowance	(8) 1-yr alw	(9) Depot alw	(10) Illustration No.	(b) Figure No.	
		Reference Number & Mfr. Code	Usable On Code	(a) 1-20	(b) 21-50	(c) 51-100	(a) 1-20	(b) 21-50	(c) 51-100	(a) 1-20	(b) 21-50	(c) 51-100	per 100 equip	per 100 equip	(a) Figure No.	(b) Item No.
		2001-HOIST, WINCH, CRANE ASSEMBLY-CONTINUED														
P-F	5310-740-99	WASHER, KEY: END FRAME 7409979 (19207)	HA, FJ, JA	EA	1	*	*	*	*	*	*	*	6	10	217	15
X2-F		GUARD: SHEAVE TROLLEY 7409893 (19207)	HA, FJ, JA	EA	1	*	*	*	*	*	*	*			218	1
P-F	5310-637-95	WASHER, LOCK: SHEAVE GUARD MS35338-46 (96906)	HA, FJ, JA	EA	4	*	*	*	*	*	*	*	6	10	218	2
P-F	5305-269-28	SCREW, CAP, HEXAGON: SHEAVE GUARD MS90726-58 (96906)	HA, FJ, JA	EA	4	*	*	*	*	*	*	*	6	10	218	3
P-F	3110-227-32	BEARING, ROLLER, NEEDLE: REAR SWIVEL SHEAVE SHAFT 7409887 (19207)	HA, FJ, JA	EA	1	*	*	*	*	*	*	*	10	40	218	4
X2-F		SLEEVE: ROLLER NEEDLE BEARING M144 (24076)	HA, FJ, JA	EA	1	*	*	*	*	*	*	*			218	5
P-F	2590-506-84	SPACER, BEARING: SLEEVE ROLLER BEARING 7954539 (19207)	HA, FJ, JA	EA	2	*	*	*	*	*	*	*	4	8	218	6
P-F	2590-740-99	WASHER, THRUST: SWIVEL SHEAVE BEARING 7409953 (19207)	HA, FJ, JA	EA	1	*	*	*	*	*	*	*	6	10	218	7
P-F	2540-740-99	SHEAVE, SWIVEL, TROLLEY: 7409952 (19207)	HA, FJ, JA	EA	1	*	*	*	*	*	*	*	3	5	218	8
P-F	4730-506-16	FITTING, LUBRICANT: SWIVEL SHEAVE 587305 (21450)	HA, FJ, JA	EA	6	*	*	*	*	*	*	*	8	20	218	9
P-F	5310-045-10	NUT, SELF-LOCKING, HEXAGON: 7538770 (19207)	HA, FJ, JA	EA	1	*	*	*	*	*	*	*	6	10	218	10
P-F	5310-596-77	WASHER, FLAT: REAR SWIVEL SHEAVE SHAFT 7409955 (19207)	HA, FJ, JA	EA	1	*	*	*	*	*	*	*	6	10	218	11
P-F	5330-740-99	WASHER, FELT: REAR SWIVEL SHEAVE SHAFT 7409956 (19207)	HA, JA	EA	1	*	*	*	*	*	*	*	10	40	218	12
P-F	2520-740-99	SHAFT, TROLLEY PIVOT: REAR SHEAVE 7409950 (19207)	HA, FJ, JA	EA	1	*	*	*	*	*	*	*	3	5	218	13
P-F	5315-058-99	PIN, STRAIGHT, HEADLESS: SWIVEL SHAFT SHEAVE MS51025-56 (96906)	HA, FJ, JA	EA	1	*	*	*	*	*	*	*	6	10	218	14
X2-F		RING, RETAINING: REAR SWIVEL SHEAVE SHAFT 7409898 (19207)	HA, FJ, JA	EA	1	*	*	*	*	*	*	*			218	15
P-F	2590-740-99	SHAFT, SWIVEL SHEAVE: 7409951 (19207)	HA, FJ, JA	EA	1	*	*	*	*	*	*	*	4	8	218	16



(1)	(2)	(3)	TM9-2320-211-34P										(8)	(9)	(10)
SMR Code	Federal Stock Number	DESCRIPTION	UNIT	(4) Qty	(5) 30-day DS	(6) DS maint allowance	(7) 30-day GS allowance	(7) DS maint allowance	(7) GS maint allowance	(8) 1-yr alw	(9) Depot alw	(10) Illustration No.	(10) Figure No.	(b) Item No.	
Code	Stock Number	Reference Number & Mfr. Code	Usable On Code	(a) 1-20	(b) 21-50	(c) 51-100	(a) 1-20	(b) 21-50	(c) 51-100	per 100 equip	per 100 equip	(a) Figure No.	(b) Item No.		
2001-HOIST, WINCH, CRANE ASSEMBLY-CONTINUED															
P-F	2520-740-98	FRAME, SWIVEL SHEAVE: 7409892 (19207)	HA, FJ, JA	EA	1	*	*	*	*	*	2	5	218	17	
P-F	3110-740-98	RING, BEARING, INNER: REAR SWIVEL SLEEVE 7409896 (19207)	HA, FJ, JA	EA	1	*	*	*	*	*	6	10	218	18	
P-F	3110-100-61	BALL, BEARING: REAR TROLLEY MS19059-59 (96906)	HA, FJ, JA	EA	45	*	*	*	*	*	8	10	218	19	
P-F	2520-740-98	RACE, SWIVEL SLEEVE: THRUST BEARING BALL, OUTER 7409897 (19207)	HA, FJ, JA	EA	1	*	*	*	*	*	6	10	218	20	
P-F	5310-045-10	NUT, SELF-LOCKING: 451031 (21450)	HA, FJ, JA	EA	1	*	*	*	*	*	6	10	218	21	
P-F	4730-172-00	ELBOW, PIPE: TROLLEY PIVOT SHAFT MS15003-6 (96906)	HA, FJ, JA	EA	1	*	*	*	*	*	4	5	218	22	
P-F	8305-285-48	FELT SHEET: REAR SWIVEL (SHEAVE FRAME 2 FT)	HA, JA, FJ	FT	V	*	*	*	*	*	10	20	218	23	
P-F	5340-727-28	RING, RETAINING: REAR TROLLEY WHEEL 7409961 (19207)	HA, FJ, JA	EA	4	*	*	*	*	*	6	10	218	24	
P-F	5310-740-99	WASHER, FLAT: 7409962 (19207)	HA, FJ, JA	EA	4	*	*	*	*	*	6	10	218	25	
P-F	5330-740-99	WASHER, FELT: REAR TROLLEY WHEEL BEARING 7409959 (19207)	HA, FJ, JA	EA	8	*	*	*	*	*	10	40	218	26	
P-F	2510-740-99	WHEEL TROLLEY: REAR WINCH 7409960 (19207)	HA, FJ, JA	EA	4	*	*	*	*	*	3	5	218	27	
P-F	3110-227-32	BEARING, ROLLER, NEEDLE: REAR TROLLEY WHEEL MS51961-30 (96906)	HA, FJ, JA	EA	4	*	*	*	*	*	10	40	218	28	
P-F	3120-740-99	WASHER, THRUST: REAR TROLLEY WHEEL 7409958 (19207)	HA, FJ, JA	EA	4	*	*	*	*	*	6	10	218	29	
P-F	2510-740-98	AXLE: REAR TROLLEY WHEEL 7409882 (19207)	HA, FJ, JA	EA	2	*	*	*	*	*	3	5	218	30	
X2-F		FRAME: REAR TROLLEY ASSEMBLY 7409891 (19207)	HA, FJ, JA	EA	1	*	*	*	*	*			218	31	
P-F	5305-740-98	SCREW SET: REAR SWIVEL SHEAVE FRAME, 7409899 (19207)	HA, FJ, JA	EA	4	*	*	*	*	*	6	10	218	32	
P-F	5310-834-87	NUT, PLAIN, HEXAGON: REAR SWIVEL FRAME MS35691-33 (96906)	HA, FJ, JA	EA	4	*	*	*	*	*	6	10	218	33	

(1)	(2)	(3)	TM9-2320-211-34P									(8)	(9)	(10)	
SMR Code	Federal Stock Number	DESCRIPTION	UNIT	Qty	30-day DS	maint	30-day GS	maint	1-yr	alw	per	alw	maint	Depot Illustration	
				of meas	inc. in	allowance	allowance				100	per	alw	(a)	
				Unit							cnt-	equip	100	Figure	
					(a)	(b)	(c)	(a)	(b)	(c)		equip	100	No.	
		Reference Number & Mfr. Code	Usable On Code		1-20	21-5(51-10(	1-20	21-5(51-10(	1-20	21-5(51-10(	gcy			(b)	
2001-HOIST, WINCH, CRANE ASSEMBLY-CONTINUED															
P-F	2520-740-96	BRACKET:TENSION SHEAVE LEVER, LEFT HAND 7409668 (19207)	HA, FJ, JA	EA	1	*	*	*	*	*	*	3	5	219	1
P-F	2590-740-99	SHAFT, STRAIGHT:TENSION SHEAVE 7409945 (19207)	HA, FJ, JA	EA	2	*	*	*	*	*	*	4	8	219	2
P-O	4730-172-00	FITTING, LUBRICATION:TENSION SHEAVE SHAFT MS15003-6 (96906)	HA, FJ, JA	EA	2	*	*	*	*	*	*	6	10	219	3
P-O	4730-650-42	FITTING, LUBRICATION:TENSION SHEAVE MS15003-1 (96906)	HA, FJ, JA	EA	2	*	*	*	*	*	*	6	10	219	4
P-F	5315-849-55	PIN, COTTER:FRAME MS24665-502 (96906)	HA, JA, FJ	EA	1	*	*	*	*	*	*	8	10	219	5
P-F	2520-740-99	FRAME:ADJUSTABLE 7409930 (19207)	HA, JA, FJ	EA	1	*	*	*	*	*	*	3	5	219	6
X2-F		PIN, STRAIGHT:TENSION SHEAVE LEVER 583552 (21450)	HA, FJ, JA	EA	1	*	*	*	*	*	*			219	7
P-F	5315-839-58	PIN, COTTER: MS24665-351 (96906)	HA, FJ, JA	EA	1	*	*	*	*	*	*	8	10	219	8
P-F	5315-187-95	PIN, COTTER: MS24665-419 (96906)	HA, FJ, JA	EA	1	*	*	*	*	*	*	8	10	219	9
X2-F		PIN, STRAIGHT:TENSION SHEAVE LEVER 583576 (21450)	HA, FJ, JA	EA	1	*	*	*	*	*	*			219	10
P-F	2520-740-99	LEVER:TENSION, SHEAVE ADJUSTING FRAME 7409935 (19207)	HA, JA, FJ	EA	1	*	*	*	*	*	*	3	5	219	11
P-F	2520-740-96	BRACKET:TENSION SHEAVE LEVER, RIGHT HAND 7409665 (19207)	HA, JA, FJ	EA	1	*	*	*	*	*	*	3	5	219	12
P-F	2590-418-08	FRAME ASSEMBLY: 7954574 (19207)	HA, FJ, JA	EA	1	*	*	*	*	*	*	3	5	219	13
P-F	2510-740-99	SHEAVE ASSEMBLY:TENSIONER REAR WINCH 7409948 (19207)	HA, FJ, JA	EA	2	*	*	*	*	*	*	3	5	219	14
P-F	3110-227-32	BEARING, ROLLER, NEEDLE:TENSION SHEAVE MS51961-15 (96906)	HA, FJ, JA	EA	2	*	*	*	*	*	*	10	40	219	15
P-F	2590-740-99	PACKING, RETAINER:TENSION SHEAVE SHAFT 7409929 (19207)	HA, FJ, JA	EA	4	*	*	*	*	*	*	6	10	219	16
P-F	5310-740-99	WASHER, FLAT:TENSION SHEAVE SHAFT 7409975 (19207)	HA, FJ, JA	EA	4	*	*	*	*	*	*	6	10	219	17
P-F	3120-740-99	WASHER, THRUST:ROLLER 7409978 (19207)	HA, FJ, JA	EA	2	*	*	*	*	*	*	6	10	220	1

(1)	(2)	(3)	TM9-2320-211-34P										(8)	(9)	(10)
SMR Code	Federal Stock Number	DESCRIPTION	UNIT	Qty	30-day DS	maint	30-day GS	maint	1-yr	Depot	Illustration				
			of meas	inc in	allowance		allowance		per	alw		per	(a)	(b)	
			Unit						100	per	100	per	Figure	Item	
					(a)	(b)	(c)	(a)	(b)	(c)	cnt-	equip	No.	No.	
		Reference Number & Mfr. Code	Usable On Code		1-20	21-5(51-10(	1-20	21-5(51-10(	gcy						
2001-HOIST, WINCH, CRANE ASSEMBLY-CONTINUED															
P-F	5305-269-28	SCREW,CAP,HEXAGON HEAD: ROLLER SHAFT PLATE MS90726-58 (96906)	HA,FJ,JA	EA	2	*	*	*	*	*	*	6	10	220	2
P-F	5310-637-95	WASHER,LOCK:ROLLER SHAFT PLATE MS35338-46 (96906)	HA,FJ,JA	EA	2	*	*	*	*	*	*	6	10	220	3
P-F	2590-400-70	PLATE:ROLLER SHAFT M305852 (24076)	HA,FJ,JA	EA	1	*	*	*	*	*	*	3	5	220	4
P-F	5310-740-99	WASHER,FLAT:WINCH ROLLER SHAFT 7409928 (19207)	HA,FJ,JA	EA	2	*	*	*	*	*	*	6	10	220	5
P-F	2520-740-99	SHAFT:WINCH ROLLER 7409947 (19207)	HA,FJ,JA	EA	1	*	*	*	*	*	*	4	8	220	6
P-F	2520-740-99	ROLLER ASSEMBLY:REAR WINCH, UPPER & LOWER 7409939 (19207)	HA,FJ,JA	EA	1	*	*	*	*	*	*	3	5	220	7
P-F	3110-120-33	BEARING,ROLLER,NEEDLE: ROLLER SHAFT 7974883 (19207)	HA,FJ,JA	EA	2	*	*	*	*	*	*	10	40	220	8
P-O	4730-172-00	FITTING,LUBRICATION:REAR WINCH MS15003-6 (96906)	HA,FJ,JA	EA	1	*	*	*	*	*	*	8	10	220	9
P-O	4730-050-42	FITTING,LUBE:REAR WINCH MS15003-1 (96906)	HA,FJ,JA	EA	1	*	*	*	*	*	*	8	10	220	10
P-F	5305-725-41	SCREW,CAP,HEXAGON HEAD: ROLLER SHAFT PLATE MS90726-161 (96906)	HA,FJ,JA	EA	4	*	*	*	*	*	*	6	10	221	1
X2-F		WASHER,LOCK:ROLLER SHAFT PLATE 121754 (21450)	HA,FJ,JA	EA	4	*	*	*	*	*	*			221	2
X2-F		PLATE:ROLLER SHAFT M307643 (24076)	HA,FJ,JA	EA	1	*	*	*	*	*	*			221	3
P-F	2590-404-59	SPACER:WINCH ROLLER M307644 (24076)	HA,FJ,JA	EA	1	*	*	*	*	*	*	4	8	221	4
P-F	3120-740-99	WASHER,THRUST:WINCH ROLLER BEARING 7409978 (19207)	HA,FJ,JA	EA	2	*	*	*	*	*	*	6	10	221	5
P-F	5310-740-99	WASHER,FLAT:WINCH ROLLER BEARING 7409928 (19207)	HA,FJ,JA	EA	2	*	*	*	*	*	*	6	10	221	6
P-F	2520-740-99	ROLLER ASSEMBLY:REAR WINCH SIDE 7409939 (19207)	HA,FJ,JA	EA	1	*	*	*	*	*	*	3	5	221	7
P-F	3110-120-33	BEARING,ROLLER,NEEDLE: WINCH ROLLER SHAFT 7974883 (19207)	HA,FJ,JA	EA	4	*	*	*	*	*	*	10	40	221	8

(1)	(2)	(3)																
SMR	Federal	DESCRIPTION	UNIT	Qty	30-day DS	maint	30-day GS	maint	1-yr	Depot	Illustration							
Code	Stock		of inc.	meas	allowance		allowance		alw	alw								
Number			Unit	in					per	per	(a)	(b)						
									100	100	equip	Figure	Item					
					(a)	(b)	(c)	(a)	(b)	(c)	cnt-	equipNo.	No.					
		Reference Number & Mfr. Code	Usable On Code		1-20	21-5	(51-10	(1-20	21-5	(51-10	gcy							
2001-HOIST, WINCH, CRANE ASSEMBLY-CONTINUED																		
P-O	4730-050-42	FITTING,LUBRICATION:SHORT ROLLER SHAFT MS15003-1 (96906)	HA,FJ,JA	EA	2	*	*	*	*	*	8	10	221	9				
P-F	2520-740-99	SHAFT:REAR WINCH SIDE ROLLER 7409947 (19207)	HA,FJ,JA	EA	1	*	*	*	*	*	4	8	221	10				
P-F	2590-400-70	PLATE:ROLLER SHAFT M305852 (24076)	HA,FJ,JA	EA	1	*	*	*	*	*	3	5	221	11				
P-F	5310-637-95	WASHER,LOCK:ROLLER SHAFT PLATE MS35338-46 (96906)	HA,FJ,JA	EA	3	*	*	*	*	*	6	10	221	12				
P-F	5305-269-28	SCREW,CAP,HEXAGON HEAD: ROLLER SHAFT PLATE MS90726-58 (96906)	HA,FJ,JA	EA	4	*	*	*	*	*	6	10	221	13				
P-F	5305-226-77	SCREW,CAP,HEXAGON HEAD: SPROCKET, DRIVE WHEEL MS90726-109 (96906)	HA,FJ,JA	EA	1	*	*	*	*	*	6	10	222	1				
P-F	5310-584-52	WASHER,LOCK:SPROCKET DRIVE WHEEL (1) WINCH HOUSING (4) MS35338-48 (96906)	HA,FJ,JA	EA	5	*	*	*	*	*	6	10	222	2				
P-F	5310-595-58	WASHER,FLAT:SPROCKET DRIVE WHEEL 8330414 (19207)	HA,FJ,JA	EA	1	*	*	*	*	*	6	10	222	3				
P-F	2520-287-86	SPROCKET:DRIVE (USED WITH CHAIN, FSN 2520-741-7085 AND SPROCKET, FSN 2590-287-8679), (USED ON VEHICLES THROUGH SERIAL NO. 2427) 5Y789 (24076)	HA,FJ,JA	EA	1	*	*	*	*	*	6	10	222	4				
P-F	2520-288-08	SPROCKET:DRIVE (USED WITH CHAIN, FSN 2520-692-6165 AND SPROCKET, FSN 2590-569-892), (USED ON VEHICLES AFTER SERIAL NO. 2427 (HA) 12665R1 (310070)	FJ,HA,JA	EA	1	*	*	*	*	*	6	10	222	4				
P-F	3120-740-99	HOUSING:WINCH DRIVE SHAFT, WITH BEARINGS 7409904 (19207)	HA,FJ,JA	EA	1	*	*	*	*	*	3	5	222	5				
P-F	2520-350-74	SPACER:WINCH DRIVE SPROCKET 6Y2057 (24076)	HA,FJ,JA	EA	2	*	*	*	*	*	4	8	222	6				
X1		CAP:HOUSING WINCH DRIVE 8210708 (19207)	HA,FJ,JA		2								222	7				
P-F	2520-350-52	GASKET:WINCH DRIVE SPROCKET PILLOW BLOCK 7Y2033 (24076)	HA,FJ,JA	EA	2	*	*	*	*	*	15	40	222	8				
P-F	5330-286-81	SEAL,PLAIN ENCASED:WINCH DRIVE SPROCKET PILLOW BLOCK 500097 (21450)	HA,FJ,JA	EA	2	*	*	*	*	*	10	100	222	9				

(1)	(2)	(3)	TM9-2320-211-34P										(8)	(9)	(10)	
SMR Code	Federal Stock Number	DESCRIPTION	UNIT	Qty	30-day DS	maint	30-day GS	maint	1-yr	Depot	Illustration					
			meas	in	allowance		allowance		alw	per	alw	100	per	(a)	(b)	
			Unit						per	100	per	cnt-	equip	Figure	Item	
					(a)	(b)	(c)	(a)	(b)	(c)				No.	No.	
		Reference Number & Mfr. Code	Usable	On	Code	1-20	21-5(51-10(	1-20	21-5(51-10(	gcy						
2001-HOIST, WINCH, CRANE ASSEMBLY-CONTINUED																
P-F	3110-554-53	BEARING, BALL:WINCH HOUSING 1208 (21760)	HA, FJ, JA	EA	2	*	*	*	*	*	*	6	10	222	10	
P-O	4730-172-00	FITTING, LUBRICATION:WINCH HOUSING MS15003-6 (96906)	HA, FJ, JA	EA	1	*	*	*	*	*	*	6	10	222	11	
P-O	4730-050-42	FITTING, LUBRICATION: WINCH HOUSING MS15003-1 (96906)	HA, FJ, JA	EA	1	*	*	*	*	*	*	6	10	222	12	
P-F	5305-716-81	SCREW, CAP, HEXAGON HEAD: WINCH HOUSING MS90726-116 (96906)	HA, FJ, JA	EA	4	*	*	*	*	*	*	6	10	222	13	
P-F	2520-692-61	HOUSING, WINCH DRIVE: 8331938 (19207)	HA, FJ, JA	EA	1	*	*	*	*	*	*	2	5	222	14	
P-F	2520-740-99	SHAFT, DRIVE:WINCH SPROCKET PILLOW BLOCK 7409911 (19207)	HA, FJ, JA	EA	1	*	*	*	*	*	*	2	5	222	15	
P-F	5305-269-32	SCREW, CAP, HEXAGON HEAD: WINCH HOUSING CAP MS90725-62 (96906)	HA, FJ, JA	EA	8	*	*	*	*	*	*	6	20	222	16	
P-F	5310-637-95	WASHER, LOCK:WINCH HOUSING CAP MS35338-46 (96906)	HA, FJ, JA	EA	8	*	*	*	*	*	*	6	20	222	17	
P-F	5310-732-05	NUT, PLAIN:WINCH HOUSING MS51968-14 (96906)	HA, FJ, JA	EA	4	*	*	*	*	*	*	6	10	222	18	
X1		NUT, PLAIN:WINCH HOUSING 105685 (24076)	HA, FJ, JA		4									222	19	
X1		STUD:WINCH HOUSING 105822 (24076)	HA, FJ, JA		2									222	20	
P-F	2520-740-96	AIR CYLINDER ASSEMBLY: 7406974 (19207)	HA, FJ, JA	EA	1	*	*	*	*	*	*	6	10	223	1	
X2-O		BEARING: PILLOW BLOCK 6Y1353SA (24706)	HA, FJ, FA	EA	1	*	*	*	*	*	*			224	1	
X2-O		SCREW: BEARING 82X3005 (24706)	HA, FJ, JA	EA	1	*	*	*	*	*	*			224	2	
P-O	4730-049-81	FITTING, LUBRICATION: 1988 (70270)	HA, FJ, JA	EA	1	*	*	*	*	*	*	6	10	224	3	
P-O	4730-430-32	ADAPTER:TUBE FITTING 51942 (70270)	HA, FJ, JA	EA	1	*	*	*	*	*	*	4	8	224	4	
X2-O		PIN:ADAPTER PILLOW BLOCK 6Y6802 (24076)	HA, FJ, JA	EA	1	*	*	*	*	*	*			224	5	

(1)	(2)	(3)	TM9-2320-211-34P			(4)	(5)	(6)	(7)	(8)	(9)	(10)		
SMR	Federal	DESCRIPTION	UNIT	Qty	30-day DS	maint	30-day GS	maint	1-yr	Depot	Illustration			
Code	Stock		of	inc.	allowance	allowance	allowance		alw	alw				
	Number		meas	in					per	per	(a)	(b)		
			Unit						100	100	Figure	Item		
					(a)	(b)	(c)	(a)	(b)	(c)	cnt-	equip	No.	
		Reference Number & Mfr. Code	Usable On Code		1-20	21-5	(51-10)	(1-20	21-5	(51-10)	gcy		No.	
2001-HOIST, WINCH, CRANE ASSEMBLY-CONTINUED														
P-O	3130-227-40	BLOCK,PILLOW:REAR DRIVE SHAFT 6Y1127SA (24076)	HA,FJ,JA	EA	1	*	*	*	*	*	4	8	224	6
P-O	5310-067-95	NUT,SELF-LOCKING:PILLOW BLOCK MS51922-37 (96906)	HA,FJ,JA	EA	2	*	*	*	*	*	6	10	224	7
P-O	5310-167-08	WASHER,FLAT:PILLOW BLOCK 502268 (21450)	HA,FJ,JA	EA	2	*	*	*	*	*	6	10	224	8
P-O	5305-716-81	SCREW,CAP,HEXAGON HEAD: PILLOW BLOCK MS90726-118 (96906)	HA,FJ,JA	EA	2	*	*	*	*	*	6	10	224	9
P-F	2530-741-39	CHAMBER,AIR BRAKE: 7413932 (19207)	HA,FJ,JA	EA	1	*	*	*	*	*	6	10	225	1
P-F	2530-367-36	BELLOWS,RUBBER:ROD END 7704076 (19207)	HA,FJ,JA	EA	1	*	*	*	*	*	10	40	225	2
X1		YOKE:CHAMBER,AIR BRAKE 741393 (19207)	HA,FJ,JA		1								225	3
P-F	2520-509-30	VALVE ASSEMBLY,VACUUM: HAND CONTROL,TENSIONER 7003615 (19207)	HA,FJ,JA	EA	1	*	*	*	*	*	6	10	226	1
P-F	2590-513-57	CYLINDER ASSEMBLY,ACTUATOR: 8327979 (19207)	AK	EA	2	*	*	*	*	*	6	10	227	1
P-F	4730-740-90	ADAPTER BUSHING:CYLINDER BASE 7409058 (19207)		EA	2	*	*	*	*	*	4	8	227	2
X1		WASHER,HOIST PISTON PLUG: 7409080 (19207)			3								227	3
P-F	4730-335-18	RESTRICTOR,FLUID:ORIFICE 8327982 (19207)		EA	1	*	*	*	*	*	6	10	227	4
P-F	5315-849-98	PIN,COTTER: MS24665-498 (96906)		EA	1	*	*	*	*	*	8	10	227	5
P-F	3110-100-61	BALL,BEARNGING:HOIST CYLINDER MS19055-59 (96906)		EA	2	*	*	*	*	*	6	10	227	6
P-F	2590-597-40	SPRING,HELICAL,COMPRESSOR: BY PASS PLUNGER 7409054 (19207)		EA	2	*	*	*	*	*	8	10	227	7
P-F	4730-335-18	PLUG,PIPE:CHECK VALVE 8327981 (19207)		EA	3	*	*	*	*	*	8	10	227	8
X1		CYLINDER:HOIST 8720944 (19207)			1								227	9
P-F	5330-291-24	PACKING,PREFORMED:CYLINDER HEAD 8327984 (19207)		EA	1	*	*	*	*	*	8	20	227	10

(1)	(2)	(3)	(4)	(5)	(6)	(7)	(8)	(9)	(10)			
SMR Code	Federal Stock Number	DESCRIPTION	UNIT	Qty	30-day DS allowance	30-day GS allowance	1-yr maint	1-yr alw	Depot alw	Illustration No.	Figure No.	Item No.
			meas in Unit		(a)	(b)	(c)	(a)	(b)	(c)	cnt-	
		Reference Number & Mfr. Code	Usable On Code		1-20	21-5(51-10)	1-20	21-5(51-10)	gcy			
2001-HOIST, WINCH, CRANE ASSEMBLY-CONTINUED												
P-F	2590-513-57	HEAD,HOIST CYLINDER: 8327980 (19207)	EA	1	*	*	*	*	*	*	6	10 227 11
P-F	5310-595-72	WASHER,LOCK:HOIST RETAINER HEAD MS35333-42 (96906)	EA	13	*	*	*	*	*	*	8	20 227 12
P-F	5305-269-28	SCREW,CAP,HEXAGON HEAD: MS90726-62 (96906)	EA	10	*	*	*	*	*	*	8	20 227 13
P-F	2590-740-90	RETAINER,PACKING:HOIST HEAD 7409050 (19207)	EA	1	*	*	*	*	*	*	6	10 227 14
P-F	5306-839-56	BOLT,SELF-LOCKING: HOIST RETAINER HEAD MS35763-1035 (96906)	EA	3	*	*	*	*	*	*	6	10 227 15
P-F	2530-318-09	ROD:CYLINDER HOIST 8327986 (19207)	EA	1	*	*	*	*	*	*	4	8 227 16
P-F	2590-740-90	PACKING,CYLINDER:HOIST: CYLINDER HEAD 7409051 (19207)	EA	1	*	*	*	*	*	*	8	10 227 17
P-F	2590-287-81	RING POSTON: 8327985 (19207)	EA	3	*	*	*	*	*	*	8	10 227 18
P-F	2590-513-57	PISTON,HOIST CYLINDER: 8327983 (19207)	EA	1	*	*	*	*	*	*	6	10 227 19
P-F	5310-849-68	NUT,PLAIN:HOIST ROD MS35692-93 (96906)	EA	1	*	*	*	*	*	*	6	10 227 20
P-F	5305-089-12	SCREW,CAP,HEXAGON HEAD: HOIST CYLINDER MS51955-34 (96906)	EA	1	*	*	*	*	*	*	6	10 227 21
X1		PLUG:CYLINDER BASE 7409079 (19207)		1								227 22
P-F	4730-050-42	FITTING,LUBRICATION: MS15003-1 (96906)	AK	EA	8	*	*	*	*	*	8	20 228 1
P-F	2520-512-92	PIN:INTERNALLY RELIEVED HOIST CYLINDER TRUNNION 7974962 (19207)	AK	EA	2	*	*	*	*	*	8	10 228 2
P-F	5305-269-28	SCREW,CAP,HEXAGON HEAD: MS90726-69 (96906)	AK	EA	4	*	*	*	*	*	6	10 228 3
P-F	5310-637-95	WASHER,LOCK: MS35338-46 (96906)	AK	EA	4	*	*	*	*	*	6	10 228 4
P-F	4730-740-90	RETAINER,UPPER:CYLINDER ROD 7409037 (19207)	AK	EA	2	*	*	*	*	*	6	10 228 5
P-F	2520-332-00	CROSSHEAD,HOIST: 7971949 (19207)	AK	EA	1	*	*	*	*	*	3	5 228 6

(1)	(2)	(3)	TM9-2320-211-34P												
SMR Code	Federal Stock Number	DESCRIPTION	UNIT of meas	Qty in Unit	30-day allowance	DS	maint	30-day allowance	GS	maint	1-yr alw	Depot alw	Illustration (a)	(b)	
Code	Stock Number	Reference Number & Mfr. Code	Usable On Code		(a)	(b)	(c)	(a)	(b)	(c)	cnt-	equip	100	Figure	Item No.
2001-HOIST, WINCH, CRANE ASSEMBLY-CONTINUED															
X2-F		RETAINER, LOWER: CYLINDER ROD 7409038 (19207)	AK	EA	2	*	*	*	*	*			228	7	
P-F	2520-740-90	ARM, ROLLER, ASSEMBLY: 7409040 (19207)	AK	EA	2	*	*	*	*	*	3	5	228	8	
P-F	2520-740-90	ARM, ROLLER, CROSSHEAD: 7409041 (19207)		EA	2	*	*	*	*	*	3	5	228	9	
P-F	3120-740-92	BEARING, SLEEVE: 7409299 (19207)		EA	4	*	*	*	*	*	6	10	228	10	
X1		PIN, BROOVED, HEADLESS: ROLLER ARM MS35671-51 (96906)			4								228	11	
P-F	2520-740-90	ROLLER, CROSS HEAD: 7409042 (19207)		EA	2	*	*	*	*	*	3	5	228	12	
P-F	5315-740-90	PIN, GROOVED, HEADLESS: ROLLER ARM 7409020 (19207)		EA	2	*	*	*	*	*	8	10	228	13	
P-F-R	2540-740-90	ADAPTER, CONTROL VALVE: WITH SPRING AND PLUNGER 7409075 (19207)	AK	EA	1	*	*	*	*	*	6	10	229	1	
P-F	4730-740-90	PLUG, MACHINE THREAD: END 2297564 (24617)		EA	1	*	*	*	*	*	4	8	229	2	
P-F	2590-291-97	PACKING, PREFORMED: ADAPTER CONTROL VALVE 8331869 (19207)		EA	1	*	*	*	*	*	6	10	229	3	
P-F	2590-740-92	SPRING, HELICAL, COMPRESSION: CONTROL VALVE ADAPTER PLUNGER 7409231 (19207)		EA	1	*	*	*	*	*	6	10	229	4	
P-F	2520-740-90	PLUNGER: CONTROL VALVE ADAPTER 7409077 (19207)		EA	1	*	*	*	*	*	3	5	229	5	
P-F	2590-933-95	BODY, ADAPTER, HYDRAULIC: 8758394 (19207)		EA	1	*	*	*	*	*	2	5	229	6	
P-F	5310-637-95	WASHER, LOCK: ADAPTER CONTROL VALVE MS35338-46 (96906)	AK	EA	6	*	*	*	*	*	6	20	229	7	
P-F	5305-071-22	SCREW CAP, HEXAGON HEAD: VALVE ADAPTER MS90725-11 (96906)	AK	EA	6	*	*	*	*	*	6	20	229	8	
X1		WASHER, LOCK: (COMPONENT OF PARTS KIT, CONTROL VALVE, FSN 2540-740-9205) 7740-38-15 (81336)	AK		4								229	9	





(1)	(2)	(3)	TM9-2320-211-34P											
SMR	Federal	DESCRIPTION	(4)	(5)	(6)	(7)	(8)	(9)	(10)					
Code	Stock		UNIT	Qty	30-day DS	maint	30-day GS	maint	1-yr	Depot	Illustration			
	Number		of	inc.	allowance	allowance	allow	maint						
			meas	in										
			Unit											
					(a)	(b)	(c)	(a)	(b)	(c)	per 100 equip			
		Reference Number & Mfr. Code		Usable On Code	1-20	21-5	51-10	1-20	21-5	51-10	per 100 equip			
					1-20	21-5	51-10	1-20	21-5	51-10	per 100 equip			
2001-HOIST, WINCH, CRANE ASSEMBLY-CONTINUED														
X1		PACKING, PREFORMED: CONTROL VALVE 501461 (21450)			1						230	10		
P-F	2590-563-46	BOOT: CONTROL VALVE SPOOL M2025601 (24076)	EA	1	*	*	*	*	*	*	8	20	230	11
P-F	2520-740-90	TRUNION, VLVE SPOOL: (COMPONENT OF PARTS KIT CONTROL VALVE, FSN 2540-740-9205) 7409087 (19207)	EA	1	*	*	*	*	*	*	6		230	12
X1		NUT, VALVE SPOOL: (COMPONENT OF PARTS KIT CONTROL VALVE, FSN 2540-740-9205) 7740-3828 (81336)			1								230	13
P-F	2590-740-90	GASKET: VALVE COVER (OCOMPONENT OF PARTS KIT CONTROL VALVE FSN 2540-740-9205) 7409089 (19207)	EA	2	*	*	*	*	*	*	10		230	14
P-F	2520-740-90	COVER, CONTROL VALVE: 7409088 (19207)	EA	1	*	*	*	*	*	*	3		230	15
X1		BOLT: HYDRAULIC CONTROL VALVE (COMPONENT OF PARTS KIT CONTROL VALVE, FSN 2540-740-9205) 7740-3821 (81335)			7								230	16
P-F	2520-740-90	GASKET: CONTROL VALVE TO ADAPTER 7409081 (19207)	EA	1	*	*	*	*	*	*	8	20	230	17
P-F	4730-623-69	UNION: ADAPTER 7409237 (19207)	AK	EA	4	*	*	*	*	*	4	8	230	18
X1		PLUG, PIPE: HYDRAULIC HOIST CASTING 143936 (21450)	AK		2								230	19
P-F	2520-740-92	CASTING HYDRAULIC HOIST: 7409235 (19207)	AK	EA	2	*	*	*	*	*	4	8	230	20
P-O-R	2520-040-23	PUMP ASSEMBLY: DUMP TRUCK BODY HOIST 8330480 (19207)	AK	EA	1	*	*	*	*	*	6	10	231	1
P-F	2520-301-77	COVER: PUMP REAR END 8330482 (19207)	AK	EA	1	*	*	*	*	*	2	5	231	2
P-F	5315-058-99	PIN: PUMP FRONT SECURING 589919 (19207)	AK	EA	2	*	*	*	*	*	6	10	231	3
P-O	2590-972-26	PLUG: PUMP REAR END COVER 444688 (19207)	AK	EA	1	*	*	*	*	*	4	10	231	4
P-F	3110-156-46	BEARING: PUMP SHAFT REAR 714246 (19207)	AK	EA	4			*	*	*	6	10	231	5

(1)	(2)	(3)	TM9-2320-211-34P										(8)	(9)	(10)
SMR Code	Federal Stock Number	DESCRIPTION	UNIT	Qty	30-day DS allowance	30-day DS maint	30-day GS allowance	30-day GS maint	1-yr alw	1-yr Depot alw	Illustration	(a)	(b)		
Code	Stock Number		meas	in	inc.	allowance	allowance	allowance	per	per	per	equip	Figure	Item	
			Unit						100	100	100	cnt-	equipNo.	No.	
	Reference Number & Mfr. Code	Usable On Code		(a)	(b)	(c)	(a)	(b)	(c)						
2001-HOIST, WINCH, CRANE ASSEMBLY-CONTINUED															
P-F	2520-586-17	PLATE: PUMP FRONT WEAR 8328153 (19207)	AK	EA	2	*	*	*	*	*	*	4	8	231	6
P-F	5315-616-55	KEY: PUMP DRIVE SHAFT FRONT LOCKING MS35756-14 (96906)	AK	EA	1	*	*	*	*	*	*	6	10	231	7
P-F	5315-012-45	KEY: SHAFT REAR LOCKING MS35756-17 (96906)	AK	EA	1	*	*	*	*	*	*	6	10	231	8
P-F	2520-318-09	SHAFT: HYDRAULIC PUMP DRIVE 8330484 (19207)	AK	EA	1	*	*	*	*	*	*	4	8	231	9
P-F	2590-287-82	GEAR: BODY HOIST HYDRAULIC PUMP 8330483 (19207)	AK	EA	2	*	*	*	*	*	*	6	10	231	10
P-F	2520-537-21	BODY: HYDRAULIC PUMP 8330481 (19207)	AK	EA	1	*	*	*	*	*	*	2		231	11
P-F	2590-593-18	SEAL OIL: SEAT ASSEMBLY PUMP DRIVE SHAFT 8328155 (19207)	AK	EA	1	*	*	*	*	*	*	8	20	231	12
P-F	2805-532-90	COVER: PUMP FRONT END 8328151 (19207)	AK	EA	1	*	*	*	*	*	*	2	5	231	13
P-F	5310-809-40	WASHER: MS27183-16 (96906)	AK	EA	8	*	*	*	*	*	*	6	10	231	14
P-F	5305-069-55	SCREW: MS90725-99 (96906)	AK	EA	8	*	*	*	*	*	*	6	10	231	15
X1		SHAFT: HYDRAULIC PUMP DRIVE 8330485 (19207)	AK		1									231	16
P-O	5305-782-94	SCREW: MS90725-111 (96906)	AK	EA	6	*	*	*	*	*	*	6	10	231	17
P-O	5310-584-52	WASHER: MS35338-48 (96906)	AK	EA	6	*	*	*	*	*	*	6	10	231	18
P-O		GASKET: HYDRAULIC PUMP 7409082 (19207)	AK	EA	1	*	*	*	*	*	*	8	20	231	19
P-O	5305-269-28	SCREW,CAP,HEXAGON: MS90726-60 (96906)	AK	EA	8	*	*	*	*	*	*	6	10	232	1
P-O		BRACKET: CONTROL ROD AND SHAFT 8758698 (19207)	AK	EA	4	*	*	*	*	*	*	3	5	232	2
P-O	5310-982-49	NUT,SELF-LOCKING: MS21045-6 (96906)	AK	EA	8	*	*	*	*	*	*	6	10	232	3
P-O	4730-050-42	FITTING,LUBRICATION: CONTROL ROD AND SHAFT MS15003-1 (96906)	AK	EA	4	*	*	*	*	*	*	4	8	232	4
P-O		ROD ASSEMBLY: DUMP CONTROL BOX CONNECTING 8758694 (19207)	AK	EA	1	*	*	*	*	*	*			233	1
P-O	5315-842-31	PIN,CLEVIS: MS35810-36 (96906)	AK	EA	4	*	*	*	*	*	*	4	8	233	2

(1)	(2)	(3)	(4)	(5)	(6)	(7)	(8)	(9)	(10)				
SMR Code	Federal Stock Number	DESCRIPTION	UNIT of meas	Qty in Unit	30-day inc. allowance	DS maint	30-day allowance	GS maint	1-yr alw	Depot alw	Illustration (a)	Figure (b)	Item No. (c)
Reference Number & Mfr. Code			Usable On Code			(a)	(b)	(c)	(a)	(b)	(c)	100 cnt-	equipNo.
2001-HOIST, WINCH, CRANE ASSEMBLY-CONTINUED						1-20	21-5(51-10)	1-20	21-5(51-10)	gcy			
P-O	5315-839-58	PIN,COTTER: MS24665-353 (96906)	AK	EA	4	*	*	*	*	*	*	6	10 233 3
P-O	5310-655-93	NUT,PLAIN: CONTROL AND CONNECTING ROD CLEVIS MS35690-825 (96906)	AK	EA	2	*	*	*	*	*	*	6	10 233 4
P-O	5340-534-83	CLEVIS: CONTROL AND CONNECTING ROD 144245 (79318)	AK	EA	1	*	*	*	*	*	*	4	8 233 5
X2-O		ROD: DUMP CONTROL CONNECTING 8758695 (19207)	AK	EA	1	*	*	*	*	*	*		233 6
P-O		SHAFT: DUMP CONTROL CONNECTING ROD MOTION, TRANSFER 8758699 (19207)	AK	EA	1	*	*	*	*	*	*		233 7
P-O		LEVER: DUMP BODY ACTUATING 8758697 (19207)	AK	EA	2	*	*	*	*	*	*		233 8
P-O	5315-889-27	PIN,CLEVIS: MS35672-44 (96906)	AK	EA	2	*	*	*	*	*	*	4	8 233 9
P-O		ROD ASSEMBLY: HAND LEVER CONNECTING 8758702 (19207)	AK	EA	1	*	*	*	*	*	*		233 10
X2-O		ROD: HAND LEVER CONNECTING 8758703 (19207)	AK	EA	1	*	*	*	*	*	*		233 11
P-O	2520-741-14	LEVER: DUMP BODY FRONT ACTUATING 7411413 (19207)	AK	EA	1	*	*	*	*	*	*	3	5 233 12
P-O	2520-741-14	BRACKET: CONTROL LEVER SUPPORT 7411410 (19207)	AK	EA	2	*	*	*	*	*	*	3	5 233 13
P-O	5305-269-28	SCREW,CAP,HEXAGON: MS90726-60 (96906)	AK	EA	4	*	*	*	*	*	*	6	10 233 14
P-O	5310-982-49	NUT,SELF-LOCKING: MS21045-6 (96906)	AK	EA	4	*	*	*	*	*	*	6	10 233 15
P-O	4730-050-42	FITTING LUBRICATION: CONTROL LEVER SUPPORT BRACKET MS15003-1 (96906)	AK	EA	2	*	*	*	*	*	*	4	8 233 16
P-O	5330-736-84	SEAL ASSEMBLY: DUMP BODY FRONT ACTUATING LEVER 7368416 (19207)	AK	EA	1	*	*	*	*	*	*	4	8 233 17
P-O		LEVER ASSEMBLY: DUMP TRUCK CAR HAND CONTROL 8758686 (19207)	AK	EA	1	*	*	*	*	*	*		233 18
P-O		KEY: 103907 (12204)	AK	EA	1	*	*	*	*	*	*		233 19
P-O	5305-716-81	SCREW,CAP,HEXAGON: MS90726-116 (96906)	AK	EA	1	*	*	*	*	*	*		233 20
P-O	5310-062-49	NUT,SELF-LOCKING: MS21045-8 (96906)	AK	EA	1	*	*	*	*	*	*	6	10 233 21

(1)	(2)	(3)	TM9-2320-211-34P			(4)	(5)	(6)	(7)	(8)	(9)	(10)	
SMR Code	Federal Stock Number	DESCRIPTION	UNIT	Qty	30-day DS allowance	DS maint	30-day GS allowance	GS maint	1-yr alw	Depot alw	Illustration		
			meas in Unit		(a)	(b)	(c)	(a)	(b)	(c)	per 100 equip	(a) Figure No.	(b) Item No.
	Reference Number & Mfr. Code		Usable	On Code	1-20	21-50	51-100	1-20	21-50	51-100	(gcy)		
2001-HOIST, WINCH, CRANE ASSEMBLY-CONTINUED													
X2-O		LEVER: CAR HAND CONTROL 8757719 (19207)	AK	EA 1	*	*	*	*	*	*		233	22
X2-O		SHAFT: LEVER MOTION TRANSFER 7411415 (19207)	AK	EA 1	*	*	*	*	*	*		233	23
P-O		LOCK: LEVER 7411387 (19207)	AK	EA 1	*	*	*	*	*	*		233	24
P-O	2930-752-19	SPRING: LEVER LOCK 7521975 (19207)	AK	EA 1	*	*	*	*	*	*	4 8	233	25
P-O	5310-050-14	NUT, SELF-LOCKING: MS51922-21 (96906)	AK	EA 1	*	*	*	*	*	*	6 10	233	26
P-O	5310-080-60	WASHER, SELF-LOCKING: MS27183-14 (96906)	AK	EA 1	*	*	*	*	*	*	6 10	233	27
P-O		ROD ASSEMBLY: DUMP CONTROL BOX 8758691 (19207)	AK	EA 1	*	*	*	*	*	*		234	1
P-O	5315-842-31	PIN, CLEVIS: MS35810-36 (96906)	AK	EA 3	*	*	*	*	*	*	4 8	234	2
P-O	5315-839-58	PIN, COTTER: MS24665-353 (96906)	AK	EA 3	*	*	*	*	*	*	6 10	234	3
X2-O		ROD: DUMP CONTROL BOX 8758692 (19207)	AK	EA 1	*	*	*	*	*	*		234	4
P-O	5340-534-83	CLEVIS: DUMP CONTRL BOX ROD 144245 (79318)	AK	EA 1	*	*	*	*	*	*	4 8	234	5
P-O		CLEVIS: DUMP CONTROL POWER TAKEOFF CONNECTING 144245 (79318)	AK	EA 1	*	*	*	*	*	*		234	5
P-O	5310-655-93	NUT, SELF-LOCKING: CONTROL BOX ROD AND CONNECTING CLEVIS MS35690-825 (96906)	AK	EA 1	*	*	*	*	*	*	6 10	234	6
P-O		SHAFT: DUMP CONTROL POWER TAKEOFF CONNECTING ROD MOTION TRAVERSE 8758690 (19207)	AK	EA 1	*	*	*	*	*	*		234	7
P-O		LEVER: DUMP BODY REAR ACTUATING 8758700 (19207)	AK	EA 1	*	*	*	*	*	*		234	8
P-O	5315-889-27	PIN, STRAIGHT, HEADLESS: MS35672-44 (96906)	AK	EA 2	*	*	*	*	*	*	6 10	234	9
P-O		LEVER: CONNECTING ROD, DUMP CONTROL POWER TAKEOFF 8758701 (19207)	AK	EA 1	*	*	*	*	*	*		234	10

(1)	(2)	(3)	TM9-2320-211-34P										(8)	(9)	(10)		
SMR Code	Federal Stock Number	DESCRIPTION	UNIT	Qty	30-day DS	maint	30-day GS	maint	1-yr	alw	maint	per	alw	100	per	(a)	(b)
					meas	in	allowance	allowance				100	per	equip	100	Figure	(b)
			Usable	On			(a)	(b)	(c)	(a)	(b)	(c)	cnt-	equip	No.		No.
		Reference Number & Mfr. Code		Code			1-20	21-5(51-10(	1-20	21-5(51-10(	gcy						
2001-HOIST, WINCH, CRANE ASSEMBLY-CONTINUED																	
P-O		ROD ASSEMBLY: DUMP CONTROL POWER TAKEOFF CONNECTING 8758687 (19207)	AK	EA	1	*	*	*	*	*	*					234	11
P-O	5315-842-30	PIN,COTTER: MS24665-283 (96906)	AK	EA	1	*	*	*	*	*	*	6	10	234	12		
P-O	5315-846-12	PIN,CLEVIS: MS35810-35 (96906)	AK	EA	1	*	*	*	*	*	*	4	8	234	13		
P-O	5315-842-31	ROD: DUMP CONTROL POWER TAKEOFF CONNECTING MS35810-36 (96906)	AK	EA	1	*	*	*	*	*	*	3	5	234	14		
X2-F		FRAME ASSEMBLY: DUMP BODY HOIST 11608807 (19207)	AK	EA	1	*	*	*	*	*	*			235	1		
X2-F		HOIST ASSEMBLY: DUMP TRUCK 11608804 (19207)	AK	EA	1	*	*	*	*	*	*			235	2		
P-F	5305-209-28	SCREW,CAP,HEXAGON: MS90726-74 (96906)	AK	EA	2	*	*	*	*	*	*	6	10	235	3		
P-F	5310-982-49	NUT,SELF-LOCKING: MS21045-6 (96906)	AK	EA	2	*	*	*	*	*	*	6	10	235	4		
P-F	5315-740-90	PIN,STRAIGHT,HEADLESS: 7409045 (19207)	AK	EA	2	*	*	*	*	*	*	4	8	235	5		
P-O		SCREEN ASSEMBLY: FLUID TANK 7409025 (19207)	AK	EA	1	*	*	*	*	*	*	6	10	235	6		
P-O		WASHER: HYDRAULIC TANK FILLER 7409080 (19207)	AK	EA	1	*	*	*	*	*	*	6	10	235	7		
P-O	2590-740-90	GUAGE ASSEMBLY: FLUID TANK LIQUID LEVEL 7409026 (19207)	AK	EA	1	*	*	*	*	*	*	4	5	235	8		
P-O		PLUG: HYDRAULIC FLUID TANK FILLER 7409027 (19207)	AK	EA	1	*	*	*	*	*	*	4	8	235	9		
P-O	4730-045-97	PLUG: HYDRAULIC FLUID TANK PIPE COUPLING MS49006-8 (96906)	AK	EA	1	*	*	*	*	*	*	4	8	235	10		
X2-F		BOLT,MACHINE: VANE MOTOR 7409741 (19207)	HA,JA,EF	EA	4	*	*	*	*	*	*			236	1		
X2-F		WASHER,FLAT: VANE MOTOR 118125 (21450)	HA,JA,EF	EA	4	*	*	*	*	*	*			236	2		
P-F	3950-706-24	COVER: VANE MOTOR 137281 (63977)	HA,JA,EF	EA	1	*	*	*	*	*	*	3	5	236	3		
X2-F		GASKET: VANE MOTOR ;HOUSING 85725 (80048)	HA,JA,EF	EA	1	*	*	*	*	*	*			236	4		

(1)	(2)	(3)	TM9-2320-211-34P										(8)	(9)	(10)
SMR Code	Federal Stock Number	DESCRIPTION	UNIT	Qty	30-day DS	maint	30-day GS	maint	1-yr	Depot	Illustration				
			meas	in	allowance		allowance		alw	alw	(a)	(b)			
			Unit		(a)	(b)	(c)	(a)	(b)	(c)	cnt-	equip	Figure	(b)	
		Reference Number & Mfr. Code	Usable On Code		1-20	21-5	(51-10)	(1-20	21-5	(51-10)	gcy		No.	No.	
2001-HOIST, WINCH, CRANE ASSEMBLY-CONTINUED															
P-F	5310-740-96	GASKET: VANE MOTOR HOUSING 7409652 (19207)	HA,JA,EF	EA	1	*	*	*	*	*	10	40	236	5	
P-F	4320-875-15	SEAT,BALL: VANE MOTOR HOUSING 137329 (63977)	HA,JA,EF	EA	2	*	*	*	*	*	6	10	236	6	
P-F	3110-100-61	BALL,BEARING: VANE MOTOR MS19059-63 (96906)	HA,JA,EF	EA	2	*	*	*	*	*	8	10	236	7	
X2-F		PLATE: 13732B (80048)	HA,JA,EF	EA	1	*	*	*	*	*			236	8	
P-F	5330-235-16	PACKING,PREFORMED: (COMPONENT OF PARTS KIT, VANE MOTOR FSN 4320-692-6188) 546895 (21450)	HA,JA,EF	EA	2	*	*	*	*	*	10		236	9	
P-F	2520-740-98	RING VANE MOTOR: 7409851 (19207)	HA,JA,EF	EA	1	*	*	*	*	*	6	10	236	10	
P-F	2520-740-97	ROTOR, VAN CRANE MOTOR: 7409752 (19207)	HA,JA,EF	EA	1	*	*	*	*	*	6	10	236	11	
P-F	5315-740-98	PIN,STRAIGHT,HEADLESS: VANE MOTOR 7409839 (19207)	HA,JA,EF	EA	2	*	*	*	*	*	8	10	236	12	
X2-F		BODY: VANE MOTOR 126676 (80048)	HA,JA,EF	EA	1	*	*	*	*	*			236	13	
X2-F		ELBOW: VANE MOTOR 8327144 (19207)	HA,JA,EF	EA	1	*	*	*	*	*			236	14	
P-F	3110-554-53	BEARING,BALL: PUMP OUTPUT SHAFT 1208 (21760)	HA,JA,EF	EA	1	*	*	*	*	*	6	10	236	15	
P-F	2520-740-97	SEAL: OIL DRIVE SHAFT(COMPONENT OF PARTS KIT, VANE MOTOR, FSN 4320-692-6188) 7409760 (19207)	HA,JA,EF	EA	1	*	*	*	*	*	8		236	16	
X2-F		SHAFT: VANE MOTOR 127979 (80048)	HA,JA,EF	EA	1	*	*	*	*	*			236	17	
P-F	3110-114-60	BEARING, BALL ANNULAR: VANE MOTOR 7409738 (19207)	HA,JA,EF	EA	1	*	*	*	*	*	8	10	236	18	
P-F	5340-740-98	RING,SNAP (COMPONENT OF PARTS KIT, VANE MOTOR, FSN 4320-692-6188) 7409853 (19207)	HA,JA,EF	EA	1	*	*	*	*	*	6		236	19	
P-F	5315-979-77	KEY: DRIVE SHAFT (COMPONENT OF PARTS KIT, VANE MOTOR, FSN 4320-692-6188) MS20066-407 (96906)	HA,JA,EF	EA	1	*	*	*	*	*	6		236	20	

(1)	(2)	(3)				TM9-2320-211-34P	(4)	(5)	(6)	(7)	(8)	(9)	(10)		
SMR	Federal	DESCRIPTION	UNIT	Qty	30-day DS	maint	30-day	GS	maint	1-yr	Depot	Illustration			
Code	Stock		of inc.	meas	in	allowance	allowance			alw	maint				
Number			Unit							per	alw			(a)	(b)
										100	per			Figure	Item
										cnt-	equip	No.		No.	
		Reference Number & Mfr. Code	Usable On Code	(a)	(b)	(c)	(a)	(b)	(c)						
				1-20	21-5(51-10(	1-20	21-5(51-10(	1-20	21-5(51-10(	gcy					
2001-HOIST, WINCH, CRANE ASSEMBLY-CONTINUED															
P-F	5340-536-27	PACKING, PREFORMED: (COMPONENT OF PARTS KIT, VANE MOTOR, FSN 4320-692-6188) 117522 (21450)	HA,JA,EF	EA	2	*	*	*	*	*	*	8	236	21	
X2-F		FLANGE: VANE MOTOR 115764 (80048)	HA,JA,EF	EA	2	*	*	*	*	*	*		236	22	
P-F	4730-277-26	BUSHING, PIPE: REDUCER HOIST VANE MOTOR TO ELBOW 8330174 (19207)	HA,JA,EF	EA	2	*	*	*	*	*	*	6	236	23	
X2-F		ELBOW: VANE MOTOR 8327155 (19207)	HA,JA,EF	EA	2	*	*	*	*	*	*		236	24	
X2-F		SCREW: VANE MOTOR 180325 (21450)	HA,JA,EF	EA	2	*	*	*	*	*	*		236	25	
P-F	2520-740-98	VANE: (COMPONENT OF PARTS KIT, VANE MOTOR, FSN 4320-692-6188) 7409855 (19207)	HA,JA,EF	EA	12	*	*	*	*	*	*	8	236	26	
P-O	4730-014-45	PLUG, PIPE: VANE MOTOR 144574 (21450)	HA,JA,EF	EA	1	*	*	*	*	*	*	4	5	236	27
P-F	4320-749-98	PUMP ASSEMBLY, OIL POWER: 8327122 (19207)	HA	EA	1	*	*	*	*	*	*	6	10	237	1
P-F	2520-692-61	PUMP ASSEMBLY, OIL: 8332591 (19207)	LA,MA,JA,EF	EA	1	*	*	*	*	*	*	6	10	237	1
X1		SCREW: HYDRAULIC PUMP HOUSING 108335 (21450)			4									237	2
P-F	5310-167-08	WASHER, FLAT: HYDRAULIC PUMP HOUSING 801169 (19203)		EA	4	*	*	*	*	*	*	6	10	237	3
P-F	3820-354-93	COVER: HYDRAULIC PUMP 133895 (62983)		EA	1	*	*	*	*	*	*	3	5	237	4
X1		ELBOW: HYDRAULIC PUMP HOUSING 8327154 (19207)			1									237	5
P-F	4730-832-71	NIPPLE, PIPE: HYDRAULIC PUMP ELBOW 8327185 (19207)		EA	1	*	*	*	*	*	*	4	8	237	6
P-F	2590-740-96	SPRING, HELICAL, COMPRESSION: (COMPONENT OF PARTS KIT, HYDRAULIC, FSN 4320-692-6189) 7409653 (19207)		EA	1	*	*	*	*	*	*	8		237	7
P-F	3820-831-41	PLATE: HYDRAULIC PUMP 861672 (12603)		EA	1	*	*	*	*	*	*	4		237	8
X1		PACKING, PREFORMED: (COMPONENT OF PARTS KIT, HYDRAULIC, FSN 4320-692-6189) 546887 (21450)			2									237	9



(1) SMR Code	(2) Federal Stock Number	(3) DESCRIPTION	(4) UNIT of meas	(5) Qty inc. in Unit	(6) 30-day DS maint allowance			(7) 30-day GS maint allowance			(8) 1-yr alw per 100 equip cnt-	(9) Depot alw per 100 equip	(10) Illustration (a) Figure No. (b) Item No.	
Reference Number & Mfr. Code			Usable On Code		(a) 1-20	(b) 21-50	(c) 51-100	(a) 1-20	(b) 21-50	(c) 51-100	gcy			
2001-HOIST, WINCH, CRANE ASSEMBLY-CONTINUED														
P-F	3830-625-4460	RING, HYDRAULIC PUMP: 117614R1 (31007)	EA	1	*	*	*	*	*	*	6	10	237	10
P-F	4320-509-1936	ROTOR: VANE PUMP 126273 (62983)	EA	1	*	*	*	*	*	*	6	10	237	11
P-F	3930-333-0039	BODY, HYDRAULIC PUMP: 134023 (63977)	EA	1	*	*	*	*	*	*	2	5	237	12
P-F	4730-246-9222	ELBOW, PIPE: HYDRAULIC PUMP BODY 8327159 (19207)	EA	1	*	*	*	*	*	*	4	5	237	13
P-F	3110-144-8526	BEARING, BALL: VANE PUMP 700079 (21450)	EA	1	*	*	*	*	*	*	6	10	237	14
X1		SEAL: (COMPONENT OF PARTS KIT, HYDRAULIC, FSN 4320-692-6189) 7409641 (19207)		1									237	15
X1		BEARING, BALL: HYDRAULIC OUTPUT SHAFT 7409737 (19207)		1									237	16
P-F	2590-692-6149	SHAFT, SHOULDERED: VANE MOTOR 8332613 (19207)	EA	1	*	*	*	*	*	*	4	8	237	17
P-F	2610-051-9614	KEY: PUMP SHAFT (COMPONENT OF PARTS KIT, HYDRAULIC FSN 4320-692-6189 MS35392-34 (96906)	EA	1	*	*	*	*	*	*	6		237	18
P-F	5340-536-2714	RING, SNAP: (COMPONENT OF PARTS KIT, HYDRAULIC, FSN 4320-692-6189 117522 (21450)	EA	1	*	*	*	*	*	*	6		237	19
P-F	5315-740-9840	PIN, STRAIGHT HEADLESS: VANE PUMP 7409840.....09 (19207)	EA	2	*	*	*	*	*	*	6	10	237	20
P-F	3930-359-4748	VANE, ROTARY, PUMP: (COMPONENT OF PARTS KIT, HYDRAULIC, FSN 4320-692-6189 126274 (62983)	EA	12	*	*	*	*	*	*	6		237	21
P-F	2590-970-1202	SUPPORT: PIVOT POST CRANE 10899377 (19207)	EA	1	*	*	*	*	*	*	2	5	238	1
X2-F		STUD: SUPPORT PIVOT POST HCF1328 (0436)	EA	8	*	*	*	*	*	*			238	2
X2-F		STUD: SUPPORT BASE PLATE HCF1323B (04636)	EA	8	*	*	*	*	*	*			238	3
P-F	5310-050-3367	NUT, SELF-LOCKING: 503367 (21450)	EA	12	*	*	*	*	*	*	6	20	238	4
X2-F		PLATE: SUPPORT PIVOT HCF1299G (04636)	EA	1	*	*	*	*	*	*			238	5

(1) SMR Code	(2) Federal Stock Number	(3) DESCRIPTION	(4) UNIT of meas	(5) Qty inc. in Unit	(6) 30-day DS maint allowance			(7) 30-day GS maint allowance			(8) 1-yr alw per 100 equip cnt-	(9) Depot alw per 100 equip	(10) Illustration No. (a) Figure (b) Item No.
Reference Number & Mfr. Code			Usable On Code		(a)	(b)	(c)	(a)	(b)	(c)	gcy		
P-F	4730-050-4208	2001-HOIST, WINCH, CRANE ASSEMBLY-CONTINUED FITTING,LUBRICATION: SHORT MALE BOOM LIFT CYLINDER PIVOT SHAFT MS15003-1 (96906)	HA,JA,EF	EA 1	*	*	*	*	*	*	6	10	238 6
X2-F		NUT,PLAIN: SUPPORT PIVOT BASE 124934 (21450)	HA,JA,EF	EA 4	*	*	*	*	*	*			238 7
X2-F		SCREW: SUPPORT PIVOT BASE AW758058 (04636)	HA,JA,EF	EA 4	*	*	*	*	*	*			238 8
P-F	2510-740-9750	ROLLER SWING MOTOR: CAM PIN 7409750 (19207)	HJ,JA,EF	EA 2	*	*	*	*	*	*	6	10	238 9
P-F	5315-694-0929	PIN, CAM: ROLLER SWING MOTOR PGF9619 (04636)	HA,JA,EF	EA 2	*	*	*	*	*	*	6	10	238 10
P-F	5310-732-0560	NUT,PLAIN: ROLLER PIN CAM MS51968-14 (96906)	HA,JA,EF	EA 2	*	*	*	*	*	*	6	10	238 11
X2-F		NUT,PLAIN: PIVOT BASE PLATE 124934 (21450)	HA,JA,EF	EA 2	*	*	*	*	*	*			238 12
X2-F		WASHER,LOCK: LEVER CAM ROLLER PGF8731 (04636)	HA,JA,EF	EA 2	*	*	*	*	*	*			238 13
P-F	5315-839-5821	PIN COTTER: CONTROL VALVE LEVER CAM ROLLER MS24665-351 (96906)	HA,JA,EF	EA 2	*	*	*	*	*	*	8	10	238 14
X2-F		NUT,PLAIN: ROLLER PIN CAM AW726011 (04636)	HA,JA,EF	EA 16	*	*	*	*	*	*			238 15
P-F	5310-177-7569	WASHER,LOCK: PIVOT BASE PLATE AW771010 (94636)	HA,JA,EF	EA 16	*	*	*	*	*	*	6	20	238 16
X2-F		PLUG: PIVOT BASE PLATE 444598 (21450)	HA,JA,EF	EA 1	*	*	*	*	*	*			238 17
X2-F		STUD: SUPPORT BASE PLATE HCF13248 (04636)	HA,JA,3G,EF	EA 16	*	*	*	*	*	*			238 18
X2-F		ELBOW: PIVOT POST CAP 504201 (21450)	HA,JA,EF	EA 2	*	*	*	*	*	*			239 1
X2-F		FITTING LUBRICATION: PIVOT POST CAP 504208 (21450)	HA,JA,EF	EA 4	*	*	*	*	*	*			239 2
P-F	2590-937-0472	CAP: RIVET POST HYDRAULIC HC63C (04636)	HA,JA,EF	EA 1	*	*	*	*	*	*	3	5	239 3
P-F	2590-786-4652	SUPPORT,SHIPPER: PIVOT ASSEMBLY HCF2010A (04636)	HA,JA,EF	EA 1	*	*	*	*	*	*	3	5	239 4
P-F	2590-179-3421	SHAFT, CYLINDER PIVOT: HCF1316A (04636)	HA,JA,EF	EA 1	*	*	*	*	*	*	4	8	239 5
X2-F		PIN: PIVOT CYLINDER SHAFT 103415 (21450)	HA,JA,EF	EA 1	*	*	*	*	*	*			239 6

(1) SMR Code	(2) Federal Stock Number	(3) DESCRIPTION	(4) UNIT of meas	(5) Qty inc. in Unit	(6) 30-day DS maint allowance			(7) 30-day GS maint allowance			(8) 1-yr alw per 100 equip cnt-	(9) Depot maint alw per 100 equip	(10) Illustration Figure No. (a) (b)		
		Reference Number & Mfr. Code	Usable On Code		(a) 1-20	(b) 21-50	(c) 51-100	(a) 1-20	(b) 21-50	(c) 51-100	gcy			(a) Figure No.	(b) Item No.
2001-HOIST, WINCH, CRANE ASSEMBLY-CONTINUED															
P-F	2590-177-9187	SHIM: PIVOT POST HCF463 (0463)	HA,JA,EF	EA 3	*	*	*	*	*	*	6	10	239	7	
P-F	3110-227-3080	CONE AND TAPERED ROLLER BEARING: UPPER PIVOT POST ROLLER BEARING 7409658 (19207)	HA,JA,EF	EA 1	*	*	*	*	*	*	8	10	239	8	
P-F	3110-101-1799	CUP,TAPERED ROLLER: UPPER PIVOT POST 706935 (21450)	HA,JA,EF	EA 1	*	*	*	*	*	*	6	10	239	9	
P-F	5305-838-8368	SCREW,CAP, SOCKET HEAD: BOOM TURN TABLE GEAR MS16997-124 (96906)	HA,JA,EF	EA 1	*	*	*	*	*	*	6	10	239	10	
P-F	5310-050-3367	NUT,SELF-LOCKING: PIVOT POST 503367 (21450)	HA,JA,EF	EA 1	*	*	*	*	*	*	6	10	239	11	
P-F	3830-316-7635	POST,PIVOT: WITH GEAR 7974750 (19207)	HA,JA,EF	EA 1	*	*	*	*	*	*	4	8	239	12	
P-F	5310-050-3449	NUT,HEXAGON: PIVOT PLATE 503409 (21450)	HA,JA,EF	EA 2	*	*	*	*	*	*	6	10	239	13	
X2-F		PLATE:PIVOT SUPPORT HCF1311 (04636)	HA,JA,EF	EA 1	*	*	*	*	*	*			239	14	
P-F	4730-172-0034	FITTING,LUBRICATION: MS15003-6 (96906)	HA,JA,EF	EA 2	*	*	*	*	*	*	4	5	239	15	
P-F	4730-050-4208	FITTING,LUBRICATION: UNIVERSAL JOINT MS15003-1 (96906)	HA,JA,EF	EA 2	*	*	*	*	*	*	6	10	239	16	
P-F	2590-177-9225	SHIELD: RING GEAR HCF1288C (04636)	HA,JA,EF	EA 2	*	*	*	*	*	*	3	5	239	17	
P-F	5330-740-9788	FELT,MECHANICAL, PREFORMED: PIVOT POST, OUTER 113552R1 (31007)	HA,JA,EF	EA 2	*	*	*	*	*	*	10	40	239	18	
P-F	3110-278-6917	CONE AND ROLLERS TAPERED: PIVOT SHAFT 7409657 (19207)	HA,JA,EF	EA 1	*	*	*	*	*	*	8	10	239	19	
P-F	3110-278-6916	CUP,TAPERED ROLLER BEARING: PIVOT SHAFT 7409785 (19207)	HA,JA,EF	EA 1	*	*	*	*	*	*	6	10	239	20	
P-F	5330-740-9787	FELT: PIVOT POST 7409787 (19207)	HA,JA,EF	EA 1	*	*	*	*	*	*	10	40	239	21	
X2-F		SCREW: PIVOT SHIELD 16992R1 (31007)	HA,JA,EF	EA 1	*	*	*	*	*	*			239	22	
X2-F		SCREW: PIVOT BASE SHAFT 123205 (21450)	HA,JA,EF	EA 1	*	*	*	*	*	*			239	23	
P-F	5310-584-7889	WASHER,LOCK: PIVOT BASE SHAFT MS35338-53 (96906)	HA,JA,EF	EA 1	*	*	*	*	*	*	6	10	239	24	

(1) SMR Code	(2) Federal Stock Number	(3) DESCRIPTION	(4) UNIT of meas	(5) Qty inc. in Unit	(6) 30-day DS maint allowance			(7) 30-day GS maint allowance			(8) 1-yr alw per 100 equip cnt-	(9) Depot maint per 100 equip	(10) Illustration	
					(a) 1-20	(b) 21-50	(c) 51-100	(a) 1-20	(b) 21-50	(c) 51-100			(a) Figure No.	(b) Item No.
Reference Number & Mfr. Code			Usable On Code											
2001-HOIST, WINCH, CRANE ASSEMBLY-CONTINUED														
X2-F		PLATE: PIVOT SHAFT CAP HCF481A (04636)	EA	8	*	*	*	*	*	*			239	25
P-F	5310-982-6809	NUT, SELF-LOCKING: PIVOT SHAFT CAP PLATE MS21044N10 (96906)	EA	8	*	*	*	*	*	*	6	10	239	26
P-F	5306-269-4526	BOLT, MACHINE: ASF3784 (04636)	EA	2	*	*	*	*	*	*	6	10	240	1
P-F	2590-369-8869	PLATE: PIVOT POST PGF8243A (04636)	EA	1	*	*	*	*	*	*	4	5	240	2
P-F	2590-740-9199	BEARING SLEEVE: SWING MOTOR RAM ROD CRANK END 7409199 (19207)	EA	1	*	*	*	*	*	*	4	5	240	3
P-F	3120-740-9747	BEARING SLEEVE: MOTOR RAM ROD, INNER 7409747 (19207)	EA	1	*	*	*	*	*	*	4	5	240	4
P-F	3120-740-9656	BEARING, SLEEVE: SWING MOTOR RAM ROD OUTER 7409656 (19207)	EA	1	*	*	*	*	*	*	4	5	240	5
P-F	5305-937-0803	SCREW, PIVOT POST PINION: HCF518 (04636)	EA	2	*	*	*	*	*	*	6	10	240	6
P-F	2590-177-7826	PLATE: PINION DRIVE HCF520A (04636)	EA	1	*	*	*	*	*	*	4	5	240	7
P-O	4730-050-4208	FITTING, LUBRICATION: PINION CRANK MS15003-1 (96906)	EA	1	*	*	*	*	*	*	10	20	240	8
P-F	3950-623-6954	CRANK: PIVOT POST PINION 7409724 (19207)	EA	1	*	*	*	*	*	*	6	10	240	9
P-F	3110-100-3556	CONE AND ROLLERS, TAPERED ROLLER BEARING: SWING MOTOR CRANK 7409786 (19207)	EA	1	*	*	*	*	*	*	6	10	240	10
P-F	3110-100-0560	CUP, TAPERED ROLLER BEARING: WORM GEAR INBOARD AND SWING MOTOR CRANK 7376263 (19207)	EA	2	*	*	*	*	*	*	6	10	240	11
P-F	5315-801-1858	PIN: PINION SWING GEAR PGF5523 (04636)	EA	1	*	*	*	*	*	*	25	100	240	12
P-F	2590-740-9841	GEAR SPUR: PIVOT POST 7409841 (19207)	EA	1	*	*	*	*	*	*	6	10	240	13
P-F	2590-692-6146	GEAR, SPUR: PIVOT POST 8332609 (19207)	EA	1	*	*	*	*	*	*	6	10	240	13
P-F	3110-100-0302	CUT, TAPERED ROLLER: IDLER GEAR 114523H1 (31007)	EA	1	*	*	*	*	*	*	4	5	240	14

(1) SMR Code	(2) Federal Stock Number	(3) DESCRIPTION  Reference Number & Mfr. Code	(4) UNIT of meas	(5) Qty inc. in Unit	(6) 30-day DS maint allowance			(7) 30-day GS maint allowance			(8) 1-yr alw per 100 equip cnt-	(9) Depot alw per 100 equip	(10) Illustration		
					(a) 1-20	(b) 21-50	(c) 51-100	(a) 1-20	(b) 21-50	(c) 51-100			(a) Figure No.	(b) Item No.	
2001-HOIST, WINCH, CRANE ASSEMBLY-CONTINUED															
P-F	3110-100-0226	CONE AND ROLLERS TAPERED: 187541R1 (31007)	HA,JA,EF IDLER GEAR	EA	1	*	*	*	*	*	*	4	5	240	15
P-F	2530-844-8715	SHIM: IDLER GEAR HCF1533 (04636)	HA,JA,EF	EA	3	*	*	*	*	*	*	10	20	240	16
X2-F		PLATE: IDLER GEAR	HA,JA,EF	EA	1	*	*	*	*	*	*			240	17
X2-F		SCREW: IDLER GEAR PLATE HCF1518 (04636)	HA,JA,EF	EA	2	*	*	*	*	*	*			240	18
P-F	5330-584-1744	GASKET: PIVOT POSTCAP BRF976 (04636)	HA,JA,EF	EA	1	*	*	*	*	*	*	15	100	240	19
P-F	2990-937-0473	COVER: PIVOT POST HC152A (04636)	HA,JA,EF	EA	1	*	*	*	*	*	*	6	10	240	20
P-F	5305-937-0802	SCREW: PIVOT POST CAP AW917157 (04636)	HA,JA,EF	EA	4	*	*	*	*	*	*	6	10	240	20
P-O	4730-050-4208	FITTING,LUBRICATION: DRIVE SHAFT MS15003-1 (96906)	HA,JA,EF	EA	1	*	*	*	*	*	*	10	20	241	1
P-F	2590-102-9813	SHAFT: PIVOT POST DRIVE HCF527A (04636)	HA,JA,EF	EA	1	*	*	*	*	*	*	6	10	241	2
P-F	3110-100-0226	CONE AND ROLLER TAPERED BEARING: PIVOT POST DRIVE GEAR 187541R1 (31007)	HA,JA,EF	EA	2	*	*	*	*	*	*	6	10	241	3
P-F	5310-637-9541	WASHER,LOCK: PIVOT POST COVER MS35338-46 (96906)	HA,JA,EF	EA	4	*	*	*	*	*	*	6	10	241	4
P-F	5305-937-0803	SCREW: PIVOT POST COVER (4) COVER PLATE (2) HCF518 (04636)	HA,JA,EF	EA	6	*	*	*	*	*	*	6	10	241	5
X2-F		COVER: PIVOT POST HCF1359 (04636)	HA,JA,EF	EA	1	*	*	*	*	*	*			241	6
P-F	2520-592-1150	GASKET: PIVOT POST COVER HCF1301 (04636)	HA,JA,EF	EA	1	*	*	*	*	*	*	15	100	241	7
P-F	5330-584-1800	PACKING,FELT:DRIVE POST COVER HCF1360 (04636)	HA,JA,EF	EA	1	*	*	*	*	*	*	15	100	241	8
P-F	3810-893-6529	GEAR,SPUR: DRIVE SHAFT HCF1284A (04636)	HA,JA,EF	EA	1	*	*	*	*	*	*	6	10	241	9
P-F	5365-282-5040	RING,RETAINING: DRIVE POST GEAR PGF8439A (04636)	HA,JA,EF	EA	2	*	*	*	*	*	*	6	10	241	10
P-F	3110-100-0302	CUT TAPERED ROLLER BEARING: DRIVE POST PINION 10549711 (3100)	HA,JA,EF	EA	2	*	*	*	*	*	*	6	10	241	11

(1) SMR Code	(2) Federal Stock Number	(3) DESCRIPTION	(4) UNIT of meas	(5) Qty inc. in Unit	(6) 30-day DS maint allowance			(7) 30-day GS maint allowance			(8) 1-yr alw per 100 equip cnt-	(9) Depot alw per 100 equip	(10) Illustration		
					(a) 1-20	(b) 21-50	(c) 51-100	(a) 1-20	(b) 21-50	(c) 51-100			(a) Figure No.	(b) Item No.	
Reference Number & Mfr. Code															
Usable On Code															
2001-HOIST, WINCH, CRANE ASSEMBLY-CONTINUED															
P-F	3120-726-7643	WASHER,THRUST: DRIVE POST GEAR HCF562 (04636)	HA,JA,EF	EA	1	*	*	*	*	*	*	6	10	241	12
P-F	5340-803-0763	SHIM: DRIVE POST HCF522 (04636)	HA,JA,EF	EA	1	*	*	*	*	*	*	10	20	241	13
P-F	2520-177-8107	SHIM: DRIVER POST HCF523 (04636)	HA,JA,EF	EA	1	*	*	*	*	*	*	10	20	241	14
X2-F		SHIM: DRIVE POST HCF521 (04636)	HA,JA,EF	EA	1	*	*	*	*	*	*			241	15
P-F	3810-873-4411	RETAINER, SHAFT: DRIVE POST HCF544 (04636)	HA,JA,EF	EA	1	*	*	*	*	*	*	6	10	241	16
P-F-R	2520-740-9871	MOTOR,HYDRAULIC:SWING ASSEMBLY 7409871 (19207)	HA	EA	1	*	*	*	*	*	*	6	10	242	1
P-F-R	2520-040-2350	MOTOR,HYDRAULIC: SWING ASSEMBLY 8332611 (19207)	HA,JA,EF	EA	1	*	*	*	*	*	*	6	10	242	1
P-O	4730-050-4208	FITTING,LUBRICATION: SHAFT SWING MOTOR MS15003-1 (96906)		EA	1	*	*	*	*	*	*	10	20	242	2
X2-F		SCREW: SWIGN MOTOR SHAFT 10871053 (19207)		EA	1	*	*	*	*	*	*			242	3
X2-F		WASHER,LOCK: SWING MOTOR SHAFT 10871054 (19207)		EA	1	*	*	*	*	*	*			242	4
P-H	2510-740-9778	CAP: SWING MOTOR PISTON ROD 7409778 (19207)		EA	1	*	*	*	*	*	*	6	10	242	5
P-H	5330-354-8822	WIPER,ASSEMBLY: SWING MOTOR PISTON ROD CAP 7409766 (19207)		EA	1	*	*	*	*	*	*	6	10	242	6
X1		SPRING: SWING MOTOR PISTON ROD CAP PGF7026-2 (04636)			1									242	7
P-H	5330-740-9790	FELT: SWING MOTOR PISTON ROD CAP 7409790 (19207)		EA	1	*	*	*	*	*	*	10	20	242	8
X1		RETAINER: SWING MOTOR PISTON ROD CAP 7409849 (19207)			1									242	9
P-H	5330-740-9850	RETAINER, PACKING: SWING MOTOR PISTON ROD 7409850 (19207)		EA	1	*	*	*	*	*	*	6	10	242	10
P-H	5330-740-9780	PACKING,PREFORMED: SWING MOTOR 7409780 (19207)		EA	1	*	*	*	*	*	*	10	20	242	11
P-H	5310-045-1079	NUT,SELF-LOCKING: CYLINDER CAP 451079 (21450)		EA	4	*	*	*	*	*	*	6	10	242	12
P-H	5310-982-5009	NUT,SELF-LOCKING: CYLINDER CAP MS21045-10 (96906)		EA	4	*	*	*	*	*	*	6	10	242	13
X1		CAP: SWING MOTOR BODY PG1826A (04636)			1									242	14

(1) SMR Code	(2) Federal Stock Number	(3) DESCRIPTION	(4) UNIT of meas	(5) Qty inc. in Unit	(6) 30-day DS maint allowance			(7) 30-day GS maint allowance			(8) 1-yr alw per 100 equip cnt-	(9) Depot maint per 100 equip	(10) Illustration No. (a) (b)	
Reference Number & Mfr. Code			Usable	On Code	(a) 1-20	(b) 21-50	(c) 51-100	(a) 1-20	(b) 21-50	(c) 51-100	gcy		Figure No.	Item No.
2001-HOIST, WINCH, CRANE ASSEMBLY-CONTINUED														
P-H	5340-141-1750	GASKET: SWING MOTOR CAP 7409798 (19207)	EA	1	*	*	*	*	*	*	10	20	242	15
P-H	5330-196-5330	PACKING, PREFORMED: SWING MOTOR PISTON 32393 (78640)	EA	1	*	*	*	*	*	*	10	20	242	16
P-H	3805-354-8925	PISTON: SWING MOTOR 7409843 (19207)	EA	1	*	*	*	*	*	*	6	10	242	17
P-H	4730-740-9845	PLUG, MACHIN: SWING MOTOR BODY 7409845 (19207)	EA	1	*	*	*	*	*	*	6	10	242	18
P-H	5310-070-1902	NUT, SLOTTED HEXAGON: SWING MOTOR BODY MS35692-1625 (96906)	EA	1	*	*	*	*	*	*	6	10	242	19
P-H	5315-013-7214	PIN: SLOTTED NUT, SWING MOTOR BODY MS24665-359 (96906)	EA	1	*	*	*	*	*	*	8	10	242	20
X1		STUD: SWING MOTOR BODY PGF9769B (04636)		4									242	21
P-H	5330-227-9483	PACKING, PREFORMED: CONTROL VALVE ACTUATING LEVER 805628 (21450)	EA	1	*	*	*	*	*	*	10	20	242	22
X1		PLUG, PIPE: CONTROL VALVE ACTUATING LEVER 44691 (21450)		1									242	23
X1		BODY: SWING MOTOR PG18290 (04636)		1									242	24
P-H	2590-740-9746	BEARING SLEEVE: SWING MOTOR BODY 7409746 (19207)	EA	1	*	*	*	*	*	*	6	10	242	25
P-O	4730-639-9923	PLUG, PIPE: SWING MOTOR BODY 444679 (24617)	EA	1	*	*	*	*	*	*	6	10	242	26
P-O	4730-954-1281	PLUG, PIPE: SWING MOTOR BODY MS49005-4 (96906)	EA	1	*	*	*	*	*	*	6	10	242	27
X1		SPOOL: SWING MOTOR BODY HCF1113 (04636)		1									242	28
P-H	5340-740-9651	SPRING: SWING MOTOR VALVE 7409651 (19207)	EA	1	*	*	*	*	*	*	10	20	242	29
P-H	5330-253-3931	GASKET: SWING MOTOR VALVE 7409799 (19207)	EA	1	*	*	*	*	*	*	10	20	242	30
P-H	4730-740-9844	PLUG, MACHINE: SWING MOTOR VALVE 7409844 (19207)	EA	1	*	*	*	*	*	*	6	10	242	31
P-H	5330-350-9013	PACKING, PREFORMED: SWING MOTOR CAM TAN6227-10 (81344)	EA	1	*	*	*	*	*	*	10	20	242	32
P-H	2590-369-8871	SLEEVE HYDRAULIC: SWING MOTOR CAM 10871061 (19207)	EA	1	*	*	*	*	*	*	6	10	242	33
P-H	5305-275-8424	SETSCREW: SWING MOTOR CAM PGF8252A (04636)	EA	1	*	*	*	*	*	*	6	10	242	34

(1) SMR Code	(2) Federal Stock Number	(3) DESCRIPTION	(4) UNIT of meas	(5) Qty inc. in Unit	(6) 30-day DS maint allowance			(7) 30-day GS maint allowance			(8) 1-yr alw per 100 equip cnt-	(9) Depot maint 100 equip	(10) Illustration	
					(a) 1-20	(b) 21-50	(c) 51-100	(a) 1-20	(b) 21-50	(c) 51-100			(a) Figure No.	(b) Item No.
Reference Number & Mfr. Code													Usable On Code	
2001-HOIST, WINCH, CRANE ASSEMBLY-CONTINUED														
P-H	2590-740-9781	LEVER, REMOTE CONTROL: SWING MOTOR VALVE 7409781 (19207)	EA	1	*	*	*	*	*	*	4	5	242	35
P-H	2510-740-9777	CAM: SWING MOTOR (USE WITH MOTOR PIN 10883535 ONLY) 7409777 (19207)	EA	1	*	*	*	*	*	*	6	10	242	36
P-H	5310-637-9541	WASHER, LOCK: MOTOR VALVE LEVER MS35338-46 (96906)	EA	1	*	*	*	*	*	*	6	10	242	37
P-H	5305-068-0507	SCREW, CAP, HEXAGON HEAD: MOTOR VALVE LEVER MS90726-7 (96906)	EA	1	*	*	*	*	*	*	6	10	242	38
X1		NUT: SWING MOTOR CAM SETSCREW AW726003 (04636)		1									242	39
X1		SLEEVE: SWING MOTOR CAM 10871062 (19207)		1									242	40
X1		PLUG, PIPE: SWING MOTOR BODY MS20913-45 (96906)		1									242	41
P-H	2590-740-9199	BEARING SLEEVE: SWING MOTOR LEVER 7409199 (19207)	EA	1	*	*	*	*	*	*	6	10	242	42
P-H	3120-740-9747	BEARING SLEEVE: SWING MOTOR LEVER 7409747 (19207)	EA	1	*	*	*	*	*	*	6	10	242	43
P-F	5310-720-5999	NUT,PLAIN,HEXAGON: SHIPPER ASF3343 (04636)	EA	4	*	*	*	*	*	*	6	10	243	1
X2-F		PLATE:SHIPPER HCF740 (04636)	EA	1	*	*	*	*	*	*			243	2
P-F	3830-316-7638	SHIPPER:WITH PLATES 7974751 (19207)	EA	1	*	*	*	*	*	*	4	5	243	3
X2-O		SHIM:SHIPPER HCF452 (04636)	EA	1	*	*	*	*	*	*			243	4
P-O	3110-100-3566	CONE AND ROLLERS,TAPERED ROLLER BEARING: TOP AND BOTTOM ROLLER BEARING 705475 (21450)	EA	2	*	*	*	*	*	*	6	10	243	5
P-O	3110-100-0569	CUT,TAPERED ROLLER BEARING: TOP AND BOTTOM ROLLERS ST9645 (31007)	EA	2	*	*	*	*	*	*	6	10	243	6
X2-O		CAP: TOP AND BOTTOM ROLLER HC67 (04636)	EA	2	*	*	*	*	*	*	6	10	243	7
X2-O		COLLAR:SHIPPER HCF469C (04636)	EA	2	*	*	*	*	*	*			243	8
X2-O		SHIM:SHIPPER HCF1287 (04636)	EA	2	*	*	*	*	*	*			243	9



(1) SMR Code	(2) Federal Stock Number	(3) DESCRIPTION	(4) UNIT of meas	(5) Qty inc. in Unit	(6) 30-day DS maint allowance			(7) 30-day GS maint allowance			(8) 1-yr alw	(9) Depot maint per 100 equip	(10) Illustration No. (a) Figure (b) Item No.	
Reference Number & Mfr. Code			Usable On Code		(a)	(b)	(c)	(a)	(b)	(c)	cnt- gcy			
2001-HOIST, WINCH, CRANE ASSEMBLY-CONTINUED														
X2-O		ROLLER:SHIPPER 7409749 (19207)	EA	1	*	*	*	*	*	*			243	10
X2-O		SHIM: SHIPPER HCF451 (04636)	EA	V	*	*	*	*	*	*			243	11
P-O	4730-050-4208	FITTING,LUBRICATION:SHIPPER MS15003-1 (96906)	EA	1	*	*	*	*	*	*	10	20	243	12
X2-O		SCREW: SHIPPER CAP AW42630 (04636)	EA	4	*	*	*	*	*	*			243	13
P-F	3830-316-7639	BOOM: HYDRAULIC CRANE 7974752 (19207)	EA	1	*	*	*	*	*	*	4	5	243	14
P-F	5315-240-6507	PIN, STRAIGHT, HEADLESS:BOOM HCF479 (04636)	EA	1	*	*	*	*	*	*	10	20	243	15
P-F	5315-234-1664	PIN,COTTER: BOOM MS24665-495 (96906)	EA	1	*	*	*	*	*	*	25	100	243	16
P-F	5135-740-9837	PIN: SHIPPER PIVOT 7409837 (19207)	EA	1	*	*	*	*	*	*	25	100	243	17
P-F	3120-740-9745	BEARING,SLEEVE: SHIPPER PIVOT PIN 7409745 (19207)	EA	2	*	*	*	*	*	*	6	10	243	18
P-F	2590-177-9186	SHAFT: PIVOT, HYDRAULIC HCF904 (04636)	EA	1	*	*	*	*	*	*	6	10	243	19
P-F	3830-625-6282	BRACE: SHIPPER ASSEMBLY 8331882 (19207)	EA	1	*	*	*	*	*	*	6	10	243	20
P-F	5305-725-4098	SCREW: SHIPPER BRACE MS90726-160 (96906)	EA	4	*	*	*	*	*	*	6	19	243	21
P-O	5310-820-6653	WASHER, LOCK: SHIPPER BRACE MS35338-50 (96906)	EA	8	*	*	*	*	*	*	6	10	243	22
P-F	2520-740-9643	SHAFT: BOTTOM ROLLER 7409643 (19207)	EA	1	*	*	*	*	*	*	6	10	243	23
P-F	2590-706-9076	ROLLER: BOOM HOIST 7409748 (19207)	EA	1	*	*	*	*	*	*	4	5	243	24
P-F	3120-740-9744	BEARING: SHIPPER BOTTOM REAR ROLLER 7409748 (19207)	EA	2	*	*	*	*	*	*	6	10	243	25
P-F	2590-740-9782	COLLAR, SHAFT: RETAINING SHIPPER SUPPORTING BRACE WITH CHAIN 7409782 (19207)	EA	1	*	*	*	*	*	*	4	5	243	26
P-F	3830-625-6283	BOOM STABILIZER: 8331883 (19207)	EA	1	*	*	*	*	*	*	4	5	243	27
P-F	5315-740-9829	PIN: STABILIZING BOOM 7409829 (19207)	EA	1	*	*	*	*	*	*	10	20	243	28
X2-F		BOOM: HCF1232D (04636)	EA	1	*	*	*	*	*	*			244	1

(1) SMR Code	(2) Federal Stock Number	(3) DESCRIPTION	(4) UNIT of meas	(5) Qty inc. in Unit	(6) 30-day DS maint allowance			(7) 30-day GS maint allowance			(8) 1-yr alw	(9) Depot maint per 100 equip	(10) Illustration alw per 100 equip No. (a) Figure No.	(b) Item No.	
Reference Number & Mfr. Code			Usable On Code			(a) 1-20	(b) 21-50	(c) 51-100	(a) 1-20	(b) 21-50	(c) 51-100	gcy			
2001-HOIST, WINCH, CRANE ASSEMBLY-CONTINUED															
P-F	5310-740-9860	WASHER,THRUST: BOOM POINT SHEAVE 7409860 (19207)	HA,JA,EF	EA	4	*	*	*	*	*	*	6	10	244	2
P-F	3110-902-3757	BEARING,ROLLER,NEEDLE: BOOM POINT SHEAVE 382407 (32195)	HA,JA,EF	EA	4	*	*	*	*	*	*	6	10	244	3
P-F	2520-740-9645	SHEAVE: BOOM POINT 7409645 (19207)	HA,JA,EF	EA	2	*	*	*	*	*	*	6	10	244	4
P-O	4730-050-4208	FITTING,LUBRICATION: BOOM POINT SHEAVE SHAFT MS15003-1 (96906)	HA,JA,EF	EA	2	*	*	*	*	*	*	10	20	244	5
P-F	2540-740-9825	SHAFT: BOOM POINT SHEAVE 7409825 (19207)	HA,JA,EF	EA	1	*	*	*	*	*	*	4	5	244	6
P-F	5315-316-1006	PIN: BOOM POINT SHEAVE AND CRANE BLOCK 8330506 (19207)	HA,JA,EF	EA	2	*	*	*	*	*	*	10	20	244	6
X2-F		BOLT: BOOM POINT SHEAVE SHAFT 9409113 (19207)	HA,JA,EF	EA	2	*	*	*	*	*	*			244	7
X2-F		SCREW: BOOM POINT SHEAVE SHAFT AW923007 (04636)	HA,JA,EF	EA	2	*	*	*	*	*	*			244	8
X2-F		CHAIN: BOOM POINT SHEAVE SHAFT 8330245 (19207)	HA,JA,EF	EA	2	*	*	*	*	*	*			244	9
P-F	5315-281-7744	PIN,LOCK: BOOM POINT SHEAVE SHAFT 7409515 (19207)	HA,JA,EF	EA	2	*	*	*	*	*	*	10	20	244	10
X2-F		PIN: BOOM POINT HCF1785 (04636)	HA,JA,EF	EA	1	*	*	*	*	*	*			244	11
P-F	2590-245-8143	SPACER: BOOM SHEAVE HCF1781 (04636)	HA,JA,EF	EA	2	*	*	*	*	*	*	6	10	244	12
P-F	3110-902-3777	BEARING, ROLLER NEEDLE: BOOM SHEAVE MS17131-51 (96906)	HA,JA,EF	EA	2	*	*	*	*	*	*	6	10	244	13
P-F	5310-740-9861	WASHER,THRUST: BLOCK HOOK 7409861 (19207)	HA,JA,EF	EA	2	*	*	*	*	*	*	6	10	244	14
P-F	5315-740-9828	PIN: CRANE BLOCK SHEAVE 7409828 (19207)	HA,JA,EF	EA	1	*	*	*	*	*	*	10	20	244	15
P-F	2510-740-9689	BLOCK: 7409689 (19207)	HA,JA,EF	EA	1	*	*	*	*	*	*	4	5	244	16
P-F	5315-740-9826	PIN: CABLE ANCHOR 7409826 (19207)	HA,JA,EF	EA	1	*	*	*	*	*	*	10	20	244	17
X2-F		SHEAVE: 7409646•9 (19207)	HA,JA,EF	EA	1	*	*	*	*	*	*			244	18

(1) SMR Code	(2) Federal Stock Number	(3) DESCRIPTION	(4) UNIT of meas	(5) Qty inc. in Unit	(6) 30-day DS maint allowance			(7) 30-day GS maint allowance			(8) 1-yr alw per 100 equip cnt-	(9) Depot alw per 100 equip	(10) Illustration		
					(a) 1-20	(b) 21-50	(c) 51-100	(a) 1-20	(b) 21-50	(c) 51-100			(a) Figure No.	(b) Item No.	
2001-HOIST, WINCH, CRANE ASSEMBLY-CONTINUED															
P-O	2590-135-6566	ROLLER, ASSEMBLY:UPPER SHIPPER HCU234 (04636)	HA,JA,EF	EA	1	*	*	*	*	*	*	6	10	245	1
P-F	2520-316-7640	CYLINDER, CROWD BOOM: WITH PISTON HEAD AND ROD ASSEMBLY 7974613 (19207)	HA,JA,EF	EA	1	*	*	*	*	*	*	6	10	246	1
X1		STUD: CYLINDER CROWN HCF1544 (04636)			4									246	2
X1		CYLINDER ASSEMBLY: HCF1262 (04636)			1									246	3
P-F	3810-110-9767	RETAINER: BOOM CYLINDER HCF447 (04636)		EA	1	*	*	*	*	*	*	6	10	246	4
P-F	3810-110-9768	WIPER, BOOM CYLINDER: HCF448 (04636)		EA	1	*	*	*	*	*	*	6	10	246	5
P-F	3830-740-9865	WIPER AND SPRING: BOOM CROWD RAM ROD 7409865 (19207)		EA	1	*	*	*	*	*	*	6	10	246	6
X1		SPRING: CYLINDER CROWN HCF449-2 (04636)			1									246	7
P-F	5330-740-9867	WIPER: BOOM CROWN RAM ROD FELT 7409867 (19207)		EA	1	*	*	*	*	*	*	6	10	246	8
P-F	5330-740-9762	PACKING,PREFORMED: BOOM CROWD PISTON ROD 7409762 (19207)		EA	1	*	*	*	*	*	*	10	20	246	9
X1		NUT, HEXAGON: BOOM CROWN HEAD AW737007 (04636)			4									246	10
P-F	5315-849-9857	PIN COTTER: BOOM CROWN HEAD MS24665-421 (96906)		EA	4	*	*	*	*	*	*	25	100	246	11
X1		HEAD: BOOM CYLINDER HC168A (04636)			1									246	12
P-F	5330-740-9761	PACKING,PREFORMED: BOOM CROWD CYLLINDER 7409761 (19207)		EA	1	*	*	*	*	*	*	10	20	246	13
X1		SPREADER: BOOM CYLINDER HCF472 (04636)			2									246	14
P-F	2590-740-9683	CUP:BOOM CROWD RAM 7409683 (19207)		EA	2	*	*	*	*	*	*	6	10	246	15
X1		SPACER:BOOM CYLINDER HC73 (04636)			1									246	16
X1		NUT,HEXAGON: BOOM CROWN CYLINDER HCF1257 (04636)			2									246	17
X1		ROD: BOOM CROWN CYLINDER HCF12630 (04636)			1									246	18

(1) SMR Code	(2) Federal Stock Number	(3) DESCRIPTION	(4) UNIT of meas	(5) Qty inc. in Unit	(6) 30-day DS maint allowance			(7) 30-day GS maint allowance			(8) 1-yr alw per 100 equip cnt-	(9) Depot maint per 100 equip	(10) Illustration		
					(a) 1-20	(b) 21-50	(c) 51-100	(a) 1-20	(b) 21-50	(c) 51-100			(a) Figure No.	(b) Item No.	
Reference Number & Mfr. Code			Usable On Code												
2001-HOIST, WINCH, CRANE ASSEMBLY-CONTINUED															
P-F	4730-359-4708	UNION: BOOM CROWN CYLINDER ROD 8327151 (19207)	HA,JA,EF	EA	1	*	*	*	*	*	*	6	10	246	19
P-F	4730-832-7150	ELBOW,PIPE: RAM CENTER HCF1593 (04636)	HA,JA,EF	EA	1	*	*	*	*	*	*	6	10	246	20
P-F	2590-732-7581	BOOM,LIFT CYLINDER ASSEMBLY: HCU349 (04636)	HA,JA,EF	EA	1	*	*	*	*	*	*	4	5	247	1
P-F	5315-849-5582	PIN, COTTER: BOOM LIFT CYLINDER SHAFT MS24665-502 (96906)		EA	3	*	*	*	*	*	*	25	100	247	2
P-F	830-855-5761	CYLINDER: BOOM HCU974 (04636)		EA	1	*	*	*	*	*	*	3	5	247	3
X2-F		NUT,PLAIN,SLOTTED,HEAD: BOOM CYLINDER ROD HCF5889 (04636)		EA	1	*	*	*	*	*	*			247	4
X2-F		WASHER: HCF6494 (04636)		EA	1	*	*	*	*	*	*			247	5
X2-F		PACKING,PREFORMED: BOOM LIFT PISTON PGF-9648-57 (04636)		EA	1	*	*	*	*	*	*			247	6
X1		PISTON: BOOM CYLINDER HCF6491 (04636)			1									247	7
P-F	5330-187-3638	PACKING, PREFORMED: BOOM PISTON A16860 (02248)		EA	1	*	*	*	*	*	*	10	20	247	8
P-F	5330-740-9764	PACKING, PREFORMED: "O" RING BOOM LIFT CYLINDER 7409764 (19207)		EA	1	*	*	*	*	*	*	10	20	247	9
P-F	2590-627-6856	BEARING,SLEEVE: BOOM CYLINDER ROD HCF1349A (04636)		EA	1	*	*	*	*	*	*	6	10	247	10
X1		HEAD: BOOM CYLINDER HC154E (04636)			1									247	11
P-F	5330-740-9763	PACKING, PREFORMED: BOOM LIFT PISTON ROD 7409763 (19207)		EA	1	*	*	*	*	*	*	10	20	247	12
P-F	5330-179-1430	SEAL,PLAIN ENCASED: CAM HEAD 21158-1821 (73680)		EA	1	*	*	*	*	*	*	6	10	247	13
X2-F		ROD, PISTON: BOOM CYLINDER HCF6494 (04636)		EA	1	*	*	*	*	*	*			247	14
X1		FITTING, LUBRICATION: BOOM CYLINDER ROD AW064541 (04636)			1									247	15
P-F	3120-740-9743	BEARING, SLEEVE: BOOM LIFT RAM ROD 7409743 (19207)		EA	2	*	*	*	*	*	*	6	10	247	16
X1		NUT,HEXAGON: BOOM CYLINDER HEAD 192065 (21450)			12									247	17
X1		NIPPLE: BOOM CYLINDER HEAD HCF2009 (04636)			1									247	18

(1) SMR Code	(2) Federal Stock Number	(3) DESCRIPTION	(4) UNIT of meas	(5) Qty inc. in Unit	(6) 30-day DS maint allowance			(7) 30-day GS maint allowance			(8) 1-yr alw	(9) Depot maint per 100 equip	(10) Illustration No. (a) Figure (a) No.	(b) Item No.
Reference Number & Mfr. Code			Usable On Code		(a)	(b)	(c)	(a)	(b)	(c)	cnt-	gcy		
2001-HOIST, WINCH, CRANE ASSEMBLY- CONTINUED														
X1		ELBOW: BOOM CYLINDER HEAD 8327153 (19207)		2									247	19
X1		STUD: BOOM CYLINDER CASE HCF1337 (04636)		12									247	20
P-F	2590-179-3421	SHAFT: CYLINDER, PIVOT HCF1316A (04636)	EA	1	*	*	*	*	*	*	6	10	247	21
X2-F		ROD, PISTON WITH BUSHING: HCF973 (04636)	EA	1	*	*	*	*	*	*	*	*	247	22
P-F	5310-877-5795	NUT, HEXAGON: CABLE DRUM DRIVE WORM CASE CAP MS21044N8 (96906)	EA	6	*	*	*	*	*	*	6	10	248	1
X2-F		CAP: CABLE DRUM DRIVE WORM CASE HC143A (04636)	EA	1	*	*	*	*	*	*			248	2
P-F	5330-740-9630	GASKET: WORM SHAFT BEARING CAP 7409630 (19207)	EA	2	*	*	*	*	*	*	10	20	248	3
X2-F		NUT, HEXAGON: WORM SHAFT BEARING CAP AW310010 (04636)	EA	2	*	*	*	*	*	*			248	4
X2-F		WASHER, FLAT: WORM SHAFT BEARING CAP AW309010 (04636)	EA	1	*	*	*	*	*	*			248	5
X2-F		BEARING, BALL: WORM SHAFT BEARING CAP 701365 (21450)	EA	2	*	*	*	*	*	*			248	6
X2-F		CAGE: WORM SHAFT HC145A (04636)	EA	1	*	*	*	*	*	*			248	7
X2-F		SLINGER: WORM SHAFT HCF1259A (04636)	EA	1	*	*	*	*	*	*			248	8
X2-F		SCREW, CAP: DRUM HOUSING INSPECTION HOLE COVER AW917151 (04636)	EA	2	*	*	*	*	*	*			248	9
X2-F		COVER: DRUM HOUSING INSPECTION HOLE HCF1305 (04636)	EA	1	*	*	*	*	*	*			248	10
P-F	5330-740-9796	GASKET: DRUM HOUSING INSPECTION HOLE COVER 7409796 (19207)	EA	1	*	*	*	*	*	*	10	20	248	11
X2-F		CASE: CABLE DRUM DRIVE HC148C (04636)	EA	1	*	*	*	*	*	*			248	12
X2-F		STUD: CABLE DRUM DRIVE WORM CASE HCF1340 (04636)	EA	8	*	*	*	*	*	*			248	13
X2-F		WORM: DRUM DRIVE SHAFT 7409632 (19207)	EA	1	*	*	*	*	*	*			248	14
X2-F		SLINGER: DRIVE WORM SHAFT HCF1321 (04636)	EA	1	*	*	*	*	*	*			248	15

(1) SMR Code	(2) Federal Stock Number	(3) DESCRIPTION	(4) UNIT of meas	(5) Qty inc. in Unit	(6) 30-day DS maint allowance			(7) 30-day GS maint allowance			(8) 1-yr alw per 100 equip cnt- gcy	(9) Depot alw per 100 equip	(10) Illustration No. (a) Figure (b) Item No.		
					(a) 1-20	(b) 21-50	(c) 51-100	(a) 1-20	(b) 21-50	(c) 51-100					
Reference Number & Mfr. Code													Usable On Code		
2001-HOIST, WINCH, CRANE ASSEMBLY-CONTINUED															
P-F	3110-516-5491	BEARING,BALL: FLUID MOTOR WORMSHAFT, MOTOR END 171140 (52676)	HA,JA,EF	EA	1	*	*	*	*	*	*	6	10	248	16
P-F	3830-710-6868	COUPLING:HOIST SHAFT HCF1261C (04636)	HA,JA,EF	EA	1	*	*	*	*	*	*	6	10	248	17
P-F	2520-740-9797	GASKET: FLUID MOTOR 7409797 (19207)	HA,JA,EF	EA	1	*	*	*	*	*	*	10	20	248	18
P-F	5315-979-7732	KEY:FLUID MOTOR MS20066-407 (96906)	HA,JA,EF	EA	1	*	*	*	*	*	*	10	20	248	19
P-F	2520-740-9635	MOTOR, HYDRAULIC: FLUID CABLE HOIST 7409635 (19207)	HA,JA,EF	EA	1	*	*	*	*	*	*	4	5	248	20
P-F	5307-687-7328	STUD,PLAIN: HYDRAULIC MOTOR HCF1332 (04636)	HA,JA,EF	EA	4	*	*	*	*	*	*	10	20	248	21
P-F	5310-982-6809	NUT,HEXAGON: HYDRAULIC MOTOR MS21044N10 (96906)	HA,JA,EF	EA	4	*	*	*	*	*	*	6	10	248	22
P-O	4730-088-8665	PLUG: CABLE DRUM DRIVE WORM CASE MS49005-10 (96906)	HA,JA,EF	EA	1	*	*	*	*	*	*	6	10	248	23
X2-F		STUD: CABLE DRUM DRIVE WORM CASE HCF1264 (04636)	HA,JA,EF	EA	4	*	*	*	*	*	*			248	24
X2-F		STUD: CABLE DRUM DRIVE WORM CASE HCF1338 (04636)	HA,JA,EF	EA	6	*	*	*	*	*	*			248	25
X2-F	5365-660-1496	SHIM: CABLE DRUM DRIVE WORM CASE K22205 (60038)	HA,JA,EF	EA	1	*	*	*	*	*	*			248	26
X2-F		CAP:TUB PGF9374B (04636)	HA,JA,EF	EA	1	*	*	*	*	*	*			249	1
P-F	5310-877-5795	NUT,HEXAGON: DRUM GEAR CASE CAP MS210448N8 (96906)	HA,JA,EF	EA	6	*	*	*	*	*	*	6	10	249	2
X2-F		CAP: DRUM GEAR CASE BEARING HC142 (04636)	HA,JA,EF	EA	1	*	*	*	*	*	*			249	3
P-F	3830-740-9794	GASKET: DRUM GEAR CASE BEARING CAP 7409794 (19207)	HA,JA,EF	EA	2	*	*	*	*	*	*	10	20	249	4
X2-F		SHIM: DRUM GEAR CASE BEARING CAP HCF1266 (04636)	HA,JA,EF	EA	1	*	*	*	*	*	*			249	5
P-O	4730-954-1281	PLUG: CABLE DRUM DRIVE SHAFT MS49005-4 (96906)	HA,JA,EF	EA	1	*	*	*	*	*	*	6	10	249	6
X2-F		STUD: DRIVE WORM CASE COVER AND DRIVE SHAFT CASE HCF1350 (04636)	HA,JA,EF	EA	12	*	*	*	*	*	*			249	7
P-F	5310-950-0039	NUT,HEXAGON: DRIVE WORM CASE COVER MS21044N6	HA,JA,EF	EA	10	*	*	*	*	*	*	6	10	249	8

(1) SMR Code	(2) Federal Stock Number	(3) DESCRIPTION	(4) UNIT of meas	(5) Qty inc. in Unit	(6) 30-day DS maint allowance			(7) 30-day GS maint allowance			(8) 1-yr alw per 100 equip cnt-	(9) Depot alw per 100 equip	(10) Illustration (a) Figure No.	(b) Item No.	
					(a) 1-20	(b) 21-50	(c) 51-100	(a) 1-20	(b) 21-50	(c) 51-100					
Reference Number & Mfr. Code															
Usable On Code															
2001-HOIST, WINCH, CRANE ASSEMBLY-CONTINUED															
X2-F		COVER: WORM DRIVE CASE HC149B (04636)	HA,JA,EF	EA	1	*	*	*	*	*	*		249	9	
P-F	2590-740-9629	GASKET: WORM DRIVE CASE COVER 7409629 (19207)	HA,JA,EF	EA	1	*	*	*	*	*	*	10	20	249	10
P-F	3110-100-0305	CUP,TAPERED ROLLER BEARING: WORM GEAR OUTBOARD 043001 (900940)	HA,JA,EF	EA	1	*	*	*	*	*	*	6	10	249	11
P-F	3110-100-0236	CONE AND ROLLERS, TAPERED ROLLER BEARING: WORM GEAR OUTBOARD A175498 (19207)	HA,JA,EF	EA	1	*	*	*	*	*	*	6	10	249	12
P-F	2590-937-0400	SPACER: CABLE DRUM DRIVE SHAFT HCF1276B (04636)	HA,JA,EF	EA	1	*	*	*	*	*	*	6	10	249	13
P-F	2520-740-9631	GEAR: WORM WHEEL 7409631 (19207)	HA,JA,EF	EA	1	*	*	*	*	*	*	6	10	249	14
P-F	6605-740-8644	SHAFT,CAM: DRIVE AMPLIFIER CABLE DRUM S1054 (03487)	HA,JA,EF	EA	1	*	*	*	*	*	*	6	10	249	15
P-F	2590-937-0475	SPACER: CABLE DRUM DRIVE SHAFT HCF1322 (04636)	HA,JA,EF	EA	1	*	*	*	*	*	*	6	10	249	16
P-F	3110-100-3556	CONE AND ROLLERS,TAPERED: CABLE DRUM DRIVE SHAFT 7409786 (19207)	HA,JA,EF	EA	1	*	*	*	*	*	*	6	10	249	17
X2-F		CUP: CABLE DRUM DRIVE SHAFT 712179 (21450)	HA,JA,EF	EA	1	*	*	*	*	*	*		249	18	
X2-F		STUD: DRUM HOUSING INSPECTIONHOLE HCF1339 (04636)	HA,JA,EF	EA	4	*	*	*	*	*	*		249	19	
P-F	5330-632-7955	GASKET:DRUM HOUSING INSPECTION HOLE COVER 7409795 (19207)	HA,JA,EF	EA	1	*	*	*	*	*	*	10	20	249	20
X2-F		COVER: DRUM HOUSING INSPECTION HOLE HCF1304 (04636)	HA,JA,EF	EA	1	*	*	*	*	*	*		249	21	
P-F	5306-045-1976	BOLT, ASSEMBLED LOCK WASHER: DRUM HOUSING INSPECTION HOLE 451976 (21450)	HA,JA,EF	EA	4	*	*	*	*	*	*	6	10	249	22
X2-F		ELBOW: 108687 (21450)	HA,JA,EF	EA	1	*	*	*	*	*	*		249	23	
X2-F		HA,JA,EF HCF1712A (04636)	HA,JA,EF	EA	1	*	*	*	*	*	*		249	24	
X2-F		SCREW: SPRING CABLE GUIDE 16995R1 (31007)	HA,JA,EF	EA	2	*	*	*	*	*	*		250	1	
P-F	2590-342-6535	SPRING: CABLE GUIDE HCF1398 (04636)	HA,JA,EF	EA	1	*	*	*	*	*	*	10	20	250	2

(1) SMR Code	(2) Federal Stock Number	(3) DESCRIPTION  Reference Number & Mfr. Code	(4) UNIT of meas	(5) Qty inc. in Unit	(6) 30-day DS maint allowance			(7) 30-day GS maint allowance			(8) 1-yr alw per 100 equip cnt-	(9) Depot alw per 100 equip	(10) Illustration		
					(a) 1-20	(b) 21-50	(c) 51-100	(a) 1-20	(b) 21-50	(c) 51-100			(a) Figure No.	(b) Item No.	
2001-HOIST, WINCH, CRANE ASSEMBLY-CONTINUED															
P-F	2520-592-1147	BEARING, SLEEVE: CABLE DRUM ROLLER HCF1236A (04636)	HA,JA,EF	EA	2	*	*	*	*	*	*	6	10	250	3
P-F	2590-221-4825	ROLLER: CABLE DRUM HCF12358 (04636)	HA,JA,EF	EA	1	*	*	*	*	*	*	6	10	250	4
X2-F		SHAFT: CABLE DRUM ROLLER HCF1234 (04636)	HA,JA,EF		1	*	*	*	*	*	*			250	5
P-F	3830-679-0732	SPRING:CABLE GUIDE HCF1399A (04636)	HA,JA,EF	EA	1	*	*	*	*	*	*	10	20	250	6
X2-F		SPACER: CABLE DRUM SHAFT HCF1271A (04636)	HA,JA,EF		1	*	*	*	*	*	*			250	7
X2-F		WASHER,LOCK: CABLE DRUM SHAFT PGF8706A (04636)	HA,JA,EF	EA	1	*	*	*	*	*	*			250	8
P-F	5330-740-9791	GASKET: CABLE DRUM HOUSING CAP 7409791 (19207)	HA,JA,EF	EA	2	*	*	*	*	*	*	6	10	250	9
P-O	4730-050-4208	FITTING,LUBRICATION: CABLE DRUM HOUSING CAP MS15003-1 (96906)	HA,JA,EF	EA	1	*	*	*	*	*	*	10	20	250	10
P-F	5310-950-0039	NUT,HEXAGON: CABLE DRUM HOUSING CAP MS21044N6 (96906)	HA,JA,EF	EA	4	*	*	*	*	*	*	6	10	250	11
P-F	1450-687-9731	COVER,PLATE: CABEL DRUM HOUSING CAP HC146 (04636)	HA,JA,EF	EA	1	*	*	*	*	*	*	6	10	250	12
X2-F		NUT,HEXAGON: CABLE DRUM SHAFT PGF8708 (04636)	HA,JA,EF	EA	1	*	*	*	*	*	*			250	13
P-F	3110-107-7556	BEARING,BALL: CABLE DRUM SHAFT 7409733 (19207)	HA,JA,EF	EA	1	*	*	*	*	*	*	10	20	250	14
X2-F		CAGE: CABLE DRUM HOUSING HC147 (04636)	HA,JA,EF	EA	1	*	*	*	*	*	*			250	15
X2-F		STUD: CABLE DRUM HOUSING HCF1341 (04636)	HA,JA,EF	EA	4	*	*	*	*	*	*			250	16
X2-F		SCREW,CAP: CABLE DRUM HOUSING HC42937 (04636)	HA,JA,EF	EA	2	*	*	*	*	*	*			250	17
P-F	4030-740-9864	WEDGE:CABLE 7409864 (19207)	HA,JA,EF	EA	1	*	*	*	*	*	*	6	10	250	18
X2-F		DRUM: CABLE AW778021 (04636)	HA,JA,EF	EA	1	*	*	*	*	*	*			250	19
X2-F		SCREW,CAP: CABLE DRUM HOUSING AW42933 (04636)	HA,JA,EF	EA	2	*	*	*	*	*	*			250	20
X2-F		WASHER,LOCK: CABLE DRUM HOUSING AW778021 (04636)	HA,JA,EF	EA	4	*	*	*	*	*	*			250	21



(1) SMR Code	(2) Federal Stock Number	(3) DESCRIPTION	(4) UNIT of meas	(5) Qty inc. in Unit	(6) 30-day DS maint allowance			(7) 30-day GS maint allowance			(8) 1-yr alw per 100 equip cnt- gcy	(9) Depot maint alw per 100 equip	(10) Illustration No. (a) Figure No.	(b) Item No.	
Reference Number & Mfr. Code			Usable On Code			(a) 1-20	(b) 21-50	(c) 51-100	(a) 1-20	(b) 21-50	(c) 51-100				
2001-HOIST, WINCH, CRANE ASSEMBLY-CONTINUED															
P-F	4730-887-1007	NUT,HEXAGON: CABLE DRUM HOUSING AW914010 (04636)	HA,JA,EF	EA	2	*	*	*	*	*	*	6	10	250	22
X2-F		HOUSING: CABLE DRUM HCF1292F (04636)	HA,JA,EF	EA	1	*	*	*	*	*	*			250	23
P-F	5310-887-5795	NUT,HEXAGON: CABLE DRUM HOUSING MS21044N8 (96906)	HA,JA,EF	EA	6	*	*	*	*	*	*	6	10	250	24
X2-F		CAGE: DRUM GEAR BEARING RETAINER HCL144B (04636)	HA,JA,EF	EA	1	*	*	*	*	*	*			250	25
P-F	5330-740-9793	GASKET: DRUM GEAR BEARING RETAINER 7409793 (19207)	HA,JA,EF	EA	2	*	*	*	*	*	*	10	20	250	26
P-F	5365-660-1496	SHIM: DRUM GEAR BEARING RETAINER K22005 (60038)	HA,JA,EF	EAA	1	*	*	*	*	*	*	10	20	250	27
P-F	5330-286-7067	SEAL,PLAIN ENCASED: CABLE DRUM DRIVESHAFT BEARING RIXS152 (81351)	HA,JA,EF	EA	1	*	*	*	*	*	*	10	20	250	28
P-F	2590-740-9655	VALVE ASSEMBLY,RELIEF: 7409655 (19207)	HA,JA,EF	EA	1	*	*	*	*	*	*	6	10	251	1
P-F	2520-740-9923	VALVE ASSEMBLY, SWIVEL: 7409923 (19207)	HA,JA,EF	EA	1	*	*	*	*	*	*	6	10	252	1
P-F	5330-154-8447	SEAL,OIL: VALVE PLUG 735001 (19207)		EA	1	*	*	*	*	*	*	6	10	252	2
P-F	5330-740-9628	GASKET: VALVE CAP 7409628 (19207)		EA	1	*	*	*	*	*	*	10	20	252	3
P-F	5330-178-4669	SEAL,PLAIN,ENCASED: VALVE CAP 74097759 (19207)		EA	1	*	*	*	*	*	*	6	10	252	3
P-F	2530-062-9719	VALVE,BRAKE: CLUTCH AIR CONTROL 11602159 (19207)	HA	EA	1	*	*	*	*	*	*	6	10	253	1
X1		ELBOW: HOIST AIR CLUTCH RELEASE BRAKE VALVE 143342 (21450)			3									253	2
P-F	5310-422-7746	NUT: HOIST AIR CLUTCH RELEASE BRAKE VALVE 7413938 (19207)		EA	1	*	*	*	*	*	*	6	10	253	3
X1		SPRING: INTAKE VALVE (COMPONENT OF VALVE REPAIR KIT, FSN 2530-447-1148) 203265 (06853)			1									253	4
X1		VALVE:INTAKE AND EXHAUST (COMPONENT OF VALVE REPAIR KIT, FSN 2530-447-1148) 5340152 (19207)			1									253	5
X1		BODY: CLUTCH AIR CONTROL VALVE 203252 (06853)			1									253	6

(1) SMR Code	(2) Federal Stock Number	(3) DESCRIPTION	(4) UNIT of meas	(5) Qty inc. in Unit	(6) 30-day DS maint allowance			(7) 30-day GS maint allowance			(8) 1-yr alw per 100 equip cnt- gcy	(9) Depot alw per 100 equip	(10) Illustration	
					(a) 1-20	(b) 21-50	(c) 51-100	(a) 1-20	(b) 21-50	(c) 51-100			(a) Figure No.	(b) Item No.
		Reference Number & Mfr. Code												
		Usable On Code												
		2001-HOIST, WINCH, CRANE ASSEMBLY-CONTINUED												
P-F	2530-367-4548	SPRING, HELICAL COMPRESSION: RETURN PISTON 203253 (06853)	EA	1	*	*	*	*	*	*	10	20	253	7
P-F	5310-350-6612	NUT: RETURN PISTON 203256 (76040)	EA	1	*	*	*	*	*	*	6	10	253	8
X1		CUP: PISTON (COMPONENT OF VALVE REPAIR KIT,FSN 2530-447-1148) 7349777 (19207)		1									253	9
P-F	2530-367-4544	PISTON, ASSEMBLY: 215305 (06853)	EA	1	*	*	*	*	*	*	6	10	253	10
P-F	2530-367-3888	SPRING,HELICAL COMPRESSION: RETURN PISTON 7413939 (19207)	EA	1	*	*	*	*	*	*	10	20	253	11
P-F	2530-367-4546	SHIM: PISTON RETURN 7347820 (19207)	EA	V	*	*	*	*	*	*	10	20	253	12
P-F	2530-270-8830	SHIM: PISTON RETURN 7347819 (19207)	EA	V	*	*	*	*	*	*	10	20	253	12
P-F	5310-045-5215	WASHER,FLAT: RETURN PISTON MS15795-615 (07860)	EA	1	*	*	*	*	*	*	6	10	253	13
P-F	2530-367-4536	CAGE:HAND CONTROL VALVE SPRING 203257 (06853)	EA	1	*	*	*	*	*	*	6	10	253	14
P-F		NUT,SELF-LOCKING, HEXAGON CLUTCH AIR CONTROL VALVE HOUSING MS51922-21 (96906)	EA	1	*	*	*	*	*	*	6	10	253	15
P-F	2530-737-7792	COVER: CLUTCH AIR CONTROL VALVE 7377792 (19207)	EA	1	*	*	*	*	*	*	4	5	253	16
P-F	5310-407-9566	WASHER,LOCK: CLUTCH AIR CONTROL VALVE HOUSING MS35338-45 (96906)	EA	4	*	*	*	*	*	*	6	10	253	17
P-F	5305-269-2805	SCREW,CAP,HEXAGON: CLUTCH AIR CONTROL VALVE BODY MS90726-62 (96906)	EA	2	*	*	*	*	*	*	6	10	253	18
P-F	5305-225-8497	SCREW,CAP,HEXAGON: MS90725-32 (96906)	EA	4	*	*	*	*	*	*	6	10	253	19
P-F	5340-741-3936	HANDLE: HAND CONTROL VALVE 7413936 (19207)	EA	1	*	*	*	*	*	*	4	5	253	20
X1		SCREW, SET: VALVE HANDLE (COMPONENT OF VALVE REPAIR KIT, FSN 2530-447-1148) 8330409 (19207)		1									253	21

(1) SMR Code	(2) Federal Stock Number	(3) DESCRIPTION	(4) UNIT of meas	(5) Qty inc. in Unit	(6) 30-day DS maint allowance			(7) 30-day GS maint allowance			(8) 1-yr alw per 100 equip cnt-	(9) Depot alw per 100 equip	(10) Illustration		
					(a) 1-20	(b) 21-50	(c) 51-100	(a) 1-20	(b) 21-50	(c) 51-100			(a) Figure No.	(b) Item No.	
Reference Number & Mfr. Code			Usable On Code												
2001-HOIST, WINCH, CRANE ASSEMBLY-CONTINUED															
X1		BEARING, BALL: (COMPONENT OF VALVE REPAIR KIT, FSN 2530-447-1148•0) 147487 •9(21450)		1									253	22	
X1		SPRING: LOCK VALVE (COMPONENT OF VALVE REPAIR KIT, FSN 2530-447-1148) 204185 (06853)		1									253	23	
X1		PLUG: CLUTCH AIR CONTROL VALVE 7413940 (19207)		1									253	24	
X1		VENT: CLUTCH HOUSING CONTROL VALVE BODY HCF1722 (06853)		1									253	25	
P-O	5355-740-9732	KNOB1 CONTROL VALVE LEVER 7409732 (19207)	HA,JA,EF	EA	1	*	*	*	*	*	*	4	5	254	1
P-F	2520-040-2349	LEVER,CONTROL : VALVE ,SWING MOTOR 8332472 (19207)	HA,JA,EF	EA	2	*	*	*	*	*	*	4	5	254	2
P-F	5315-842-3651	PIN,COTTER: CONTROL VALVE ROD END MS24665-295 (96906)	HA,JA,EF	EA	12	*	*	*	*	*	*	25	100	254	3
P-F	2520-740-9634	CONNECTING LINK: CONTROL VALVE LEVER TO EYE BOLT 7409634 (19207)	HA,JA,EF	EA	8	*	*	*	*	*	*	6	10	254	4
P-F	5340-740-9740	CONNECTOR, ROD END: EYE CONTROL VALVE 7409740 (19207)	HA,JA,EF	EA	4	*	*	*	*	*	*	6	10	254	5
P-F	5340-740-9767	CLEVIS,ROD,END:CONTROL VALVE 2409767 (19207)	HA,JA,EF	EA	4	*	*	*	*	*	*	6	10	254	6
X2-F		BODY: CONTROL VALVE HC1698 (04636)	HA,JA,EF	EA	4	*	*	*	*	*	*			254	7
P-F	2520-573-5549	GASKET: CONTROL VALVE BODY 8720300 (19207)	HA,JA,EF	EA	5	*	*	*	*	*	*	10	20	254	8
P-F	5305-725-4114	SCREW,CAP:CONTROL VALVE COVER MS90726-166 (96906)	HA,JA,EF	EA	1	*	*	*	*	*	*	6	10	254	9
P-F	5310-982-6809	NUT,HEXAGON:CONTROL VALVE COVER MS21044N10 (96906)	HA,JA,EF	EA	1	*	*	*	*	*	*	6	10	254	10
X2-F		PLUG: CONTROL VALVE COVER MS20913-85 (96906)	HA,JA,EF	EA	2	*	*	*	*	*	*			254	11
P-F	4730-200-0516	UNION: SWIVEL VALVE BODY DRAIN LINE HOSE 8327141 (19207)	HA,JA,EF	EA	1	*	*	*	*	*	*	6	10	254	12
P-F	4730-359-4708	ELBOW: CONTROL VALVE COVER 9409179 (19207)	HA,JA,EF	EA	1	*	*	*	*	*	*	6	10	254	13
P-F	5310-985-0782	NUT,HEXAGON: CONTROL VALVE COVER MS257151-28 (96906)	HA,JA,EF	EA	4	*	*	*	*	*	*	6	10	254	14

(1) SMR Code	(2) Federal Stock Number	(3) DESCRIPTION	(4) UNIT of meas	(5) Qty inc. in Unit	(6) 30-day DS maint allowance			(7) 30-day GS maint allowance			(8) 1-yr alw per 100 equip cnt- gcy	(9) Depot alw per 100 equip	(10) Illustration		
					(a) 1-20	(b) 21-50	(c) 51-100	(a) 1-20	(b) 21-50	(c) 51-100			(a) Figure No.	(b) Item No.	
2001-HOIST, WINCH, CRANE ASSEMBLY-CONTINUED															
P-F	5340-550-9359	SEAL,LEAD: CONTROL VALVE COVER ROD 596449 (04636)	HA,JA,EF	EA	2	*	*	*	*	*	*	10	20	254	15
X-2F		NUT,HEXAGON: CONTROL VALVE COVER ROD 426754 (21450)	HA,JA,EF	EA	4	*	*	*	*	*	*			254	16
X2-F		WASHER,COCK:CONTROL VALVE COVER ROD HCF375A (04636)	HA,JA,EF	EA	4	*	*	*	*	*	*			254	17
X2-F		PLUG: CONTROL VALVE COVER AW812002 (04636)	HA,JA,EF	EA	2	*	*	*	*	*	*			254	18
X2-F		COVER: VALVE BANK HC1878 (04636)	HA,JA,EF	EA	2	*	*	*	*	*	*			254	19
X2-F		VALVE, ASSEMBLY:CONTROL HCU89301 (04636)	HA,JA,EF	EA	1	*	*	*	*	*	*			254	20
P-F	2590-937-8731	VALVE ASSEMBLY: CONTROL HCF11727 (04636)	HA,JA,EF	EA	2	*	*	*	*	*	*	4	8	254	21
P-F	5310-576-0197	WASHER,FLAT:CONTROL VALVE CAP SPRING LOWER 7409857 (19207)	HA,JA,EF	EA	4	*	*	*	*	*	*	6	10	254	28
X2-F		PLUG,PIPE:CONTROL VALVE COVER 444691 (21450)	HA,JA,EF	EA	1	*	*	*	*	*	*			254	29
X2-F		ROD: CONTROL VALVE HCF 2123 (04636)	HA,JA,EF	EA	1	*	*	*	*	*	*			254	30
P-F	4730-832-7157	ELBOW: CONTROL VALVE COVER 8327157 (19207)	HA,JA,EF	EA	1	*	*	*	*	*	*	6	10	254	31
X2-F		ROD:CONTROL VALVE HCF 2119 (04636)	HA,JA,EF	EA	1	*	*	*	*	*	*			254	32
X2-F		SPOOL: CONTROL VALVE HCF 1988 (04636)	HA,JA,EF	EA	4	*	*	*	*	*	*			254	33
P-F	5330-576-0197	RETAINER,PACKING: CONTROL VALVE PLUG 7409512 (19207)	HA,JA,EF	EA	4	*	*	*	*	*	*	6	10	254	34
X2-F		SCREW,ASSEMBLED COCKWASHER: CONTROL VALVE CAP 192414 (21450)	HA,JA,EF	EA	4	*	*	*	*	*	*			254	22
X2-F		CAP: CONTROL VALVE HC170 (04636)	HA,JA,EF	EA	4	*	*	*	*	*	*			254	23
P-F	5330-740-9792	GASKET: CONTROL VALVE CAP 7409792 (19207)	HA,JA,EF	EA	4	*	*	*	*	*	*	10	20	254	24
P-F	5310-740-9858	WASHER,SLOTTED: CONTROL VALVE CAP SPRING, UPPER 7409858 (19207)	HA,JA,EF	EA	4	*	*	*	*	*	*	6	10	254	25

(1) SMR Code	(2) Federal Stock Number	(3) DESCRIPTION	(4) UNIT of meas	(5) Qty inc. in Unit	(6) 30-day DS maint allowance			(7) 30-day GS maint allowance			(8) 1-yr alw per 100 equip cnt-	(9) Depot alw per 100 equip	(10) Illustration		
					(a) 1-20	(b) 21-50	(c) 51-100	(a) 1-20	(b) 21-50	(c) 51-100			(a) Figure No.	(b) Item No.	
2001-HOIST, WINCH, CRANE ASSEMBLY-CONTINUED															
P-F	2520-663-1242	SPRING, HELICAL COMPRESSION: SWING MOTOR VALVE (2) AND CONTROL VALVE CAP (4) 8332452 (19207)	HA,JA,EF	EA	6	*	*	*	*	*	*	10	20	254	26
X2-F		SLEEVE: CONTROL VALVE CAP SPRING HCF223 (04636)	HA,JA,EF	EA	4	*	*	*	*	*	*			254	27
P-F	5330-740-9779	PACKING, PREFORMED: CONTROL VALVE 7409779 (19207)	HA,JA,EF	EA	12	*	*	*	*	*	*	10	20	254	35
P-F	5340-740-9859	SPACER, RING: CONTROL VALVE CAP 7409859 (19207)	HA,JA,EF	EA	4	*	*	*	*	*	*	6	10	254	36
X2-F		COVER: CONTROL VALVE HCF583A (04636)	HA,JA,EF	EA	4	*	*	*	*	*	*			254	37
X2-F		SCREW, CAP: CONTROL VALVE YOKE 122223 (21450)	HA,JA,EF	EA	8	*	*	*	*	*	*			254	38
P-F	5310-880-7745	NUT, PLAIN, HEXAGON: CONTROL VALVE YOKE MS51968-11 (96906)	HA,JA,EF	EA	4	*	*	*	*	*	*	6	10	254	39
P-F	5315-846-1270	PIN, STRAIGHT, HEADED: END CONTROL VALVE MS35810-35 (96906)	HA,JA,EF	EA	12	*	*	*	*	*	*	10	20	254	40
P-F	5310-017-7587	NUT, PLAIN, HEXAGON: CONTROL VALVE EYE BOLT 177587 (21450)	HA,JA,EF	EA	4	*	*	*	*	*	*	6	10	254	41
P-O-R	2520-040-2351	VALVE CONTROL ASSEMBLY: 8332616 (19207)	HA,JA,EF	EA	1	*	*	*	*	*	*	6	10	254	42
P-O-R	2520-304-9411	VALVE CONTROL ASSEMBLY: 8330173 (19207)	HA	EA	1	*	*	*	*	*	*	6	10	254	42
P-F	2590-059-5380	PULLEY ASSEMBLY, TRUCK: OUTER BOOM 10876406 (19207)	BD,FJ	EA	1	*	*	*	*	*	*	4	5	255	1
P-F	3040-143-6390	PIN, STRAIGHT, HEADLESS: TRUCK PULLEY 10900203 (19207)		EA	1	*	*	*	*	*	*	10	20	255	2
P-F	5315-013-7308	PIN, COTTER: TRUCK PULLEY MS24665-627 (96906)		EA	3	*	*	*	*	*	*	25	100	255	3
P-F	3120-404-3206	BEARING, SLEEVE: TRUCK PULLEY 10900217 (19207)		EA	2	*	*	*	*	*	*	6	10	255	4
P-F	2590-504-8930	BEARING, SLEEVE: TRUCK PULLEY 10876158 (19207)		EA	2	*	*	*	*	*	*	6	10	255	5
P-F	4730-172-0034	FITTING, LUBRICATION: TRUCK PULLEY MS15003-6 (96906)		EA	2	*	*	*	*	*	*	10	20	255	6
X1		SHEAVE: TRUCK PULLEY 10900056 (19207)			1									255	7
P-F	2590-080-7529	BUSHING HINGE PIN: OUTER BOOM 10899974 (19207)	BD,FJ	EA	2	*	*	*	*	*	*	6	10	255	8

(1) SMR Code	(2) Federal Stock Number	(3) DESCRIPTION	(4) UNIT of meas	(5) Qty inc. in Unit	(6) 30-day DS maint allowance			(7) 30-day GS maint allowance			(8) 1-yr alw per 100 equip cnt- gcy	(9) Depot maint alw per 100 equip	(10) Illustration		
					(a) 1-20	(b) 21-50	(c) 51-100	(a) 1-20	(b) 21-50	(c) 51-100			(a) Figure No.	(b) Item No.	
Reference Number & Mfr. Code															
Usable On Code															
2001-HOIST, WINCH, CRANE ASSEMBLY-CONTINUED															
P-F	5310-982-6812	NUT, SELF-LOCKING HEXAGON: OUTER BOOM PIN MS21044N20 ( 96906)	BD,FJ	EA	1	*	*	*	*	*	*	6	10	255	9
P-O	4730-050-4208	FITTING, LUBRICATION: OUTER BOOM PIN MS15003-1 (96906)	BD,FJ	EA	2	*	*	*	*	*	*	10	20	255	10
P-O	2590-086-7459	BOOM OUTER: CRANE 10876190 (19207)	BD,FJ	EA	1	*	*	*	*	*	*	4	5	255	11
P-F	5310-820-6653	WASHER, LOCK: BOOM CYLINDER ROLLER MS35338-50 (96906)	BD,FJ	EA	12	*	*	*	*	*	*	6	10	255	12
P-F	5305-727-5677	SCREW, CAP, HEXAGON HEAD: BOOM CYLINDER ROLLER MS90726-162 (96906)	BD,FJ	EA	12	*	*	*	*	*	*	6	10	255	13
P-F	2540-740-9019	HOOK, PIN: OUTER BOOM 7409019 (19207)	BD,FJ	EA	1	*	*	*	*	*	*	10	20	255	14
X1		LINK: 10900096 (19207)	BD,FJ		1									255	15
X2-F		PLATE: OUTER BOOM CRANE 10899983 (19207)	BD,FJ	EA	1	*	*	*	*	*	*			255	16
P-F	5310-584-5272	WASHER, LOCK: OUTER BOOM PLATE MS35338-48 (96906)	BD,FJ	EA	4	*	*	*	*	*	*			255	17
P-F	5305-226-7767	SCREW, CAP, HEXAGON HEAD: OUTER BOOM PLATE MS90726-109 (96906)	BD,FJ	EA	4	*	*	*	*	*	*			255	18
X1		TUBE: BOOM SUPPORT 10899978 (19207)	BD,FJ		1									255	19
P-F	5315-013-7228	PIN, COTTER: BOOM SUPPORT MS24665-423 (96906)	BD,FJ	EA	1	*	*	*	*	*	*			255	20
P-F	2590-052-0110	PIN AND CHAIN ASSEMBLY: 10899366 (19207)	BD,FJ	EA	1	*	*	*	*	*	*			255	21
P-F	2590-101-5594	TUBE, SUPPORT LEG: OUTER BOOM 10910347 (19207)	BD,FJ	EA	1	*	*	*	*	*	*			255	22
P-F	2590-857-2782	TUBE: BOOM SUPPORT 10876437 (19207)	BD,FJ	EA	1	*	*	*	*	*	*	6	10	255	23
P-F	5305-269-2805	SCREW, CAP, HEXAGON HEAD: PLATE MS90726-62 (96906)	BD,FJ	EA	4	*	*	*	*	*	*	6	10	255	24
P-F	5310-637-9541	WASHER, LOCK: PLATE MS35338-46 (96906)	BD,FJ	EA	4	*	*	*	*	*	*	6	10	255	25
X2-F		PLATE: OUTER BOOM 10899980 (19207)	BD,FJ	EA	1	*	*	*	*	*	*			255	26

(1) SMR Code	(2) Federal Stock Number	(3) DESCRIPTION	(4) UNIT of meas	(5) Qty inc. in Unit	(6) 30-day DS maint allowance			(7) 30-day GS maint allowance			(8) 1-yr alw per 100 equip cnt-	(9) Depot maint per 100 equip	(10) Illustration		
					(a) 1-20	(b) 21-50	(c) 51-100	(a) 1-20	(b) 21-50	(c) 51-100			(a) Figure No.	(b) Item No.	
Reference Number & Mfr. Code			Usable On Code												
2001-HOIST, WINCH, CRANE ASSEMBLY-CONTINUED															
P-F	2590-740-9807	BEARING, SLEEVE: OUTER BOOM 7409807 (19207)	BD,FJ	EA	2	*	*	*	*	*	*	6	10	255	27
X2-F		SHAFT: OUTER BOOM 10899979 (19207)	BD,FJ	EA	1	*	*	*	*	*	*			255	28
P-F	2590-933-9579	PIN, STRAIGHT, HEADED: OUTER BOOM 10876292 (19207)	BD,FJ	EA	1	*	*	*	*	*	*	10	20	255	29
P-F	2590-179-7053	BOOM ASSEMBLY: INNER 10876205 (19207)	BD,FJ	EA	1	*	*	*	*	*	*	4	5	256	1
P-F	2590-134-1121	TRACK: ROLLER BOOM 10899986 (19207)		EA	4	*	*	*	*	*	*	6	10	256	2
P-F	5305-050-9221	SCREW, CAP: ROLLER BOOM TRACK MS24667-41 (96906)		EA	96	*	*	*	*	*	*	6	10	256	3
X-1		PIN: INNER BOOM 10899976 (19207)			1									256	4
P-F	5315-846-0126	PIN, COTTER: INNER BOOM MS24665-628 (96906)		EA	4	*	*	*	*	*	*	25	100	256	5
P-F	2590-177-9194	SPACER: SHEAVE, BOOM 10900247 (19207)		EA	2	*	*	*	*	*	*	6	10	256	6
P-F	5310-832-9719	NUT: SHEAVE BOOM MS51922-61 (96906)		EA	1	*	*	*	*	*	*	6	10	256	7
P-F	5310-984-8818	WASHER, FLAT: SHEAVE BOOM MS15795-31 (96906)		EA	1	*	*	*	*	*	*	6	10	256	8
X1		SHEAVE: BOOM ASSEMBLY 10876383 (19207)		EA	2									256	9
P-F	3120-509-8270	BUSHING: INNER BOOM SHEAVE 7064597 (19207)		EA	2	*	*	*	*	*	*	6	10	256	10
P-F	3120-740-9729	WASHER, THRUST: INNER BOOM SHEAVE 7409729 (19207)		EA	2	*	*	*	*	*	*	6	10	256	11
X1		PIN: INNER BOOM 10899989 (19207)			1									256	12
P-F	4730-172-0034	FITTING, LUBRICATION: INNER BOOM SHEAVE MS15003-6 (96906)		EA	1	*	*	*	*	*	*	10	20	256	13
P-F	5305-728-0216	SCREW, HEXAGON HEAD: INNER BOOM SHEAVE MS90726-199 (96906)		EA	1	*	*	*	*	*	*	6	10	256	14
P-F	2590-086-7460	BOOM, INNER: CRANE 10876182 (19207)		EA	1	*	*	*	*	*	*	4	5	256	15
P-F	2590-972-2638	CYLINDER ASSEMBLY HYDRAULIC: ELEVATING 10876213 (19207)	BD,FJ	EA	2	*	*	*	*	*	*	6	10	257	1
X1		CYLINDER, HYDRAULIC: ELEVATING 10876311 (19207)			1									257	2

(1) SMR Code	(2) Federal Stock Number	(3) DESCRIPTION	(4) UNIT of meas	(5) Qty inc. in Unit	(6) 30-day DS maint allowance			(7) 30-day GS maint allowance			(8) 1-yr alw	(9) Depot maint per 100 equip	(10) Illustration	
Reference Number & Mfr. Code			Usable On Code		(a)	(b)	(c)	(a)	(b)	(c)	cnt-	per 100 equip	(a) Figure No.	(b) Item No.
2001-HOIST, WINCH, CRANE ASSEMBLY-CONTINUED														
X1		ROD: HYDRAULIC CYLINDER 10876312 (19207)		1									257	3
P-F	2590-951-1850	BEARING, SLEEVE: PISTON ROD, ELEVATING CYLINDER 1091102 (19207)	EA	1	*	*	*	*	*	*		6	10	257 4
P-O	4730-050-4208	FITTING, LUBRICATION: PISTON ROD, ELEVATING CYLINDER MS15003-1 (96906)	EA	1	*	*	*	*	*	*		10	20	257 5
P-F	2590-972-2635	SEAL, HYDRAULIC CYLINDER: ELEVATING 10876449 (19207)	EA	2	*	*	*	*	*	*		10	20	257 6
X1		NUT, SLOTTED: PISTON ROD, ELEVATING CYLINDER 10876461 (19207)		1									257	7
P-F	2590-523-4235	PACKING ASSEMBLY: LIFT, CYLINDER WINCH, TRUCK MOUNTED CYLINDER HEAD LEFT (1) RIGHT (1) 10900300 (19207)	EA	1	*	*	*	*	*	*		10	20	257 8
P-F	2590-826-5630	BEARING, SLEEVE: HOIST CYLINDER HEAD LEFT(1) RIGHT (1) 10876159 (19207)	EA	2	*	*	*	*	*	*		6	10	257 9
P-F	2590-177-9196	HEAD: CYLINDER BOOM 10876310 (19207)	EA	1	*	*	*	*	*	*		4	5	257 10
X1		RING: CYLINDER BOOM HEAD 546885 (21450)		1									257	11
P-F	2590-504-8923	RING, PISTON: HOIST CYLINDER LEFT (2) RIGHT (2) 10876153 (19207)	EA	4	*	*	*	*	*	*		6	10	257 12
P-F	5330-684-2547	PACKING, PREFORMED: HOIST CYLINDER LEFT (1) RIGHT (1) MS29561-249 (96906)	EA	2	*	*	*	*	*	*		10	20	257 13
P-F	2590-972-2634	PISTON, HYDRAULIC CYLINDER: CRANE ELEVATING 10876570 (19207)	EA	1	*	*	*	*	*	*		6	10	257 14
P-F	2590-523-4305	CUP, COMPRESSION: LEFT CYLINDER, HOIST TRUCK MOUNTED LIFT CYLINDER LEFT (1) RIGHT (1) 10900304 (19207)	EA	2	*	*	*	*	*	*		6	10	257 15
P-F-R	2590-504-9030	MOTOR, HYDRAULIC: SWING 10876151 (19207)	EA	1	*	*	*	*	*	*		4	5	263 1
P-F-R	2590-504-8999	MOTOR, HYDRAULIC: HOIST WINCH 10876150 (19207)	EA	1	*	*	*	*	*	*		*	*	263 1
X1		COVER: CRANE SWING MOTOR 10900464 (19207)		1									263	2



(1) SMR Code	(2) Federal Stock Number	(3) DESCRIPTION	(4) UNIT of meas	(5) Qty inc. in Unit	(6) 30-day DS maint allowance			(7) 30-day GS maint allowance			(8) 1-yr alw per 100 equip cnt- gey	(9) Depot alw maint per 100 equip	(10) Illustration No. (a) Figure (b) Item No.	
					(a) 1-20	(b) 21-50	(c) 51-100	(a) 1-20	(b) 21-50	(c) 51-100				
Reference Number & Mfr. Code			Usable On Code											
2001-HOIST, WINCH, CRANE ASSEMBLY-CONTINUED														
P-H	5315-816-1329	PIN, STRAIGHT HEADLESS: CRANE SWING MOTOR COVER MS16555-77 (96906)	EA	4	*	*	*	*	*	*	10	20	263	3
X1		ADAPTER: DRIVE SHAFT, SWING MOTOR 10900150 (19207)		2									263	4
P-H	5330-727-2240	PACKING, PREFORMED: SWING MOTOR MS29561-299 (96906)	EA	2	*	*	*	*	*	*	10	20	263	5
P-H	2590-893-4211	PACKING WITH RETAINER: SAND RUBBER, SWING MOTORS 10900463 (19207)	EA	2	*	*	*	*	*	*	6	10	263	6
P-H	3110-155-7423	BEARING, ROLLER, CYLINDRICAL: SWING MOTOR 10876160 (19207)	EA	4	*	*	*	*	*	*	6	10	263	7
P-H	2590-533-3395	PLATE, WEAR: SWING MOTOR 10876343 (19207)	EA	2	*	*	*	*	*	*	6	10	263	8
P-H	5340-753-3578	RING, RETAINING: 10876154 (19207)	EA	2	*	*	*	*	*	*	6	10	263	9
X1		SPACER: SWING MOTOR 10900142 (19207)		4									263	10
P-H	2520-533-3389	SHAFT, DRIVE: GEAR SWING MOTOR	EA	1	*	*	*	*	*	*	*	*	263	11
P-H	2520-533-3391	SHAFT, DRIVE GEAR, SWING MOTOR: 10876509 (19207)	EA	1	*	*	*	*	*	*	6	10	263	11
P-H	2520-533-3393	SHAFT, DRIVE GEAR: HOIST MOTOR 10876507 (19207)	EA	1	*	*	*	*	*	*	*	*	263	11
X1		BODY: 10876305 (19207)		1									263	12
X1		COVER: 10876217 (19207)		1									263	13
P-H	5310-823-8803	WASHER, FLAT: MS27183-21 (96906)	EA	8	*	*	*	*	*	*	6	10	263	14
P-H	5305-835-9810	SCREW, CAP, HEXAGON HEAD: SWING MOTOR 10900307 (19207)	EA	4	*	*	*	*	*	*	6	10	263	15
P-H	5305-827-2824	SCREW, CAP, HEXAGON HEAD: SWING MOTOR 10900306 (19207)	EA	4	*	*	*	*	*	*	6	10	263	16
P-H	5340-803-9978	RING, RETAINING: SWING MOTOR MS16624-137 (96906)	EA	2	*	*	*	*	*	*	6	10	263	17
P-H	2520-533-3390	SHAFT, IDLER, SWING MOTOR: 10876510 (19207)	EA	1	*	*	*	*	*	*	6	10	263	18
P-H	2520-533-3392	SHAFT, IDLER: HOIST MOTOR 10876508 (19207)	EA	1	*	*	*	*	*	*	*	*	263	18

(1) SMR Code	(2) Federal Stock Number	(3) DESCRIPTION	(4) UNIT of meas	(5) Qty inc. in Unit	(6) 30-day DS maint allowance			(7) 30-day GS maint allowance			(8) 1-yr alw per 100 equip cnt- gcy	(9) Depot alw per 100 equip	(10) Illustration		
					(a) 1-20	(b) 21-50	(c) 51-100	(a) 1-20	(b) 21-50	(c) 51-100			(a) Figure No.	(b) Item No.	
Reference Number & Mfr. Code			Usable On Code												
2001-HOIST, WINCH, CRANE ASSEMBLY-CONTINUED															
P-H	2590-933-9585	SWINGER GEAR CASE ASSEMBLY: 10876198 (19207)	BD,FJ	EA	1	*	*	*	*	*	*	4	5	264	1
P-H	5305-782-9495	SCREW, CAP, HEXAGON HEAD: SWINGER GEARCASE ASSEMBLY MS90725-111 (96906)		EA	22	*	*	*	*	*	*	6	10	264	2
P-H	5310-584-5272	WASHER, LOCK: SWINGER GEARCASE ASSEMBLY MS353338-48 (96906)		EA	23	*	*	*	*	*	*	6	10	264	3
X1		PLUG: SWINGER GEARCASE ASSEMBLY 444673 (21450)		EA	1									264	4
X1		COVER: SWINGER GEARCASE 10876226 (19207)			1									264	5
P-	2590-826-5203	GASKET: SWINGER GEARCASE COVER 10876132 (19207)		EA	1	*	*	*	*	*	*	6	10	264	6
P-	5305-761-4227	SCREW, CAP, HEXAGON HEAD: SWINGER PINION SHAFT BEARING MS90726-111 (96906)		EA	1	*	*	*	*	*	*	6	10	264	7
P-	5310-753-8215	WASHER, FLAT: SWINGER PINION SHAFT BEARING 10876166 (19207)		EA	1	*	*	*	*	*	*	6	10	264	8
P-	3110-554-3468	BEARING, BALL, ANNULAR: WORM GEAR SHAFT 550026 (79419)		EA	3	*	*	*	*	*	*	6	10	264	9
X1		WASHER: WORM GEAR SHAFT 10900202 (19207)			1									264	10
P-	2590-262-7572	GEAR, WORM WHEEL: SWINGER GEARCASE 7538688 (19207)		EA	1	*	*	*	*	*	*	6	10	264	11
X1		WASHER: PINION SHAFT 10900232 (19207)			1									264	12
P-H	3110-554-3411	BEARING, BALL, ANNULAR: PINION SHAFT 5212 (21335)		EA	1	*	*	*	*	*	*	6	10	264	13
P-H	5330-178-2191	SEAL, PLAIN ENCASED: PINION SHAFT		EA	1	*	*	*	*	*	*	6	10	264	14
P-H	2590-504-9038	SHAFT, PINION: SWINGER GEARCASE 10876163 (19207)		EA	1	*	*	*	*	*	*	6	10	264	15
X1		CASE: SWING GEAR ASSEMBLY 10876186 (19207)			1									264	16
P-H	2590-972-2641	GEAR, WORM: SWINGER GEARCASE 10876360 (19207)		EA	1	*	*	*	*	*	*	6	10	264	17
X1		WASHER: WORM GEAR 10900210 (19207)			2									264	18
X1		SPACER: WORM GEAR 10900204 (19207)			2									264	19
P-H	2590-136-4759	SPRING, HELICAL COMPRESSION: SWINGER GEARCASE 10900189 (19207)		EA	2	*	*	*	*	*	*	6	10	264	20

(1) SMR Code	(2) Federal Stock Number	(3) DESCRIPTION  Reference Number & Mfr. Code	(4) UNIT of meas	(5) Qty inc. in Unit	(6) 30-day DS maint allowance			(7) 30-day GS maint allowance			(8) 1-yr alw per 100 equip cnt- gcy	(9) Depot maint alw per 100 equip	(10) Illustration (a) Figure No.	(b) Item No.
					(a) 1-20	(b) 21-50	(c) 51-100	(a) 1-20	(b) 21-50	(c) 51-100				
2001-HOIST, WINCH, CRANE ASSEMBLY-CONTINUED														
P-H	2590-937-1164	BUSHING, SLEEVE: SWINGER GEARCASE SPRING 10899994 (19207)	EA	2	*	*	*	*	*	*	6	10	264	21
P-H	2590-069-3047	COUPLING, SWING GEAR: SWINGER GEARCASE 10899996 (19207)	EA	1	*	*	*	*	*	*	6	10	264	22
P-H	5315-616-5500	KEY, WOODRUFF: SWING GEAR COUPLING MS35756-21 (96906)	EA	2	*	*	*	*	*	*	10	20	264	23
P-H	2590-826-5202	GASKET: SWINGER CASE BEARING CAP END (1) AND BEARING ADAPTER END (1) 10876133 (19207)	EA	2	*	*	*	*	*	*	10	20	264	24
P-H	2590-177-9266	ENDCAP, GEARCASE: SWINGER ASSEMBLY 10876232 (19207)	EA	1	*	*	*	*	*	*	6	10	264	25
X1		PLUG: SWINGER GEARCASE 502398 (21450)		1									264	26
P-H	2590-972-2640	SHAFT, SHOULDERED: SWINGER GEARCASE 10876361 (19207)	EA	1	*	*	*	*	*	*	6	10	264	27
X1		CAP: SWINGER GEAR CASE ASSEMBLY 10876382 (19207)		1									264	28
P-H	5315-616-5501	KEY, WOODRUFF: SWINGER GEARCASE SHAFT MS35756-20 (96906)	EA	2	*	*	*	*	*	*	10	20	264	29
P-H	5315-281-7651	KEY, MACHINE: PINION SHAFT 8328341 (19207)	EA	1	*	*	*	*	*	*	10	20	264	30
X1		WASHER, FLAT: HYDRAULIC CYLINDER ELEVATING 10876454 (19207)		1									257	16
X1		WASHER, FLAT: HYDRAULIC CYLINDER ELEVATING 10876506 (19207)		1									257	17
X1		NUT:HYDRAULIC CYLINDER ELEVATING 10900151 (19207)		1									257	18
P-O	4730-050-4208	FITTING, LUBRICATION: ROLLER HANGER SHAFT MS15003-1 (96906)	BD,FJ	EA	2	*	*	*	*	*	10	20	258	1
P-F	3040-255-5700	SHAFT, STRAIGHT: ROLLER HANGER 109000018 (19207)	BD,FJ	EA	2	*	*	*	*	*	6	10	258	2
P-F	2590-740-9807	BEARING, SLEEVE: ROLLER HANGER 7409807 (19207)	BD,FJ	EA	4	*	*	*	*	*	6	10	258	3
P-F	2590-045-4205	HANGER, ROLLER: BOOM 10900021 (19207)	BD,FJ	EA	1	*	*	*	*	*	6	10	258	4
X2-F		TUBE: ROLLER HANGER 1090017 (19207)	BD,FJ	EA	2	*	*	*	*	*			258	5
P-F	2590-045-4204	HANGER, ROLLER: BOOM 10900022 (19207)	BD,FJ	EA	1	*	*	*	*	*	6	10	258	6

-1	-2	-3	-4	-5	-6	-7	-8	-9	-10	
SMR Code	Federal Stock Number	DESCRIPTION	UNIT of meas	Qty inc. in Unit	30-day DS allowance	30-day GS maintenance allowance	1-yr alw per equip	Depot maint alw per equip	Illustration (a) Figure No.	(b) Item No.
	Reference Number & Mfr. Code	Usable On Code		(a) 20-Jan	(b) 21-50	(c) 51-100	(a) 20-Jan	(b) 21-50	(c) 51-100	
2001-HOIST, WINCH, CRANE ASSEMBLY-CONTINUED										
P-F	5315-013-7214	PIN, COTTER: ROLLER HANGER MS24665-359 (96906)	BD,FJ EA	2 *	*	*	*	*	*	25 100 258 7
P-F	2590-045-4202	HANGER, ROLLER: BOOM 10876564 (19207)	BD,FJ EA	1 *	*	*	*	*	*	6 10 258 8
P-F	5305-761-4227	SCREW, CAP, HEXAGON HEAD: ROLLER HANGER MS90726-111 (96906)	BD,FJ EA	8 *	*	*	*	*	*	6 10 258 9
P-F	2590-045-4206	HANGER, ROLLER: BOOM 10876563 (19207)	BD,FJ EA	1 *	*	*	*	*	*	6 10 258 10
P-O	2590-974-9670	WINCH, DRUM: VEHICLE MOUNTING 10876197 (19207)	BD,FJ EA	1 *	*	*	*	*	*	4 5 258 11
P-O	5310-584-5272	WASHER, LOCK; DRUM WINCH MOUNTING MS35338-48 (96906)	BD,FJ EA	6 *	*	*	*	*	*	6 10 258 12
P-O	5305-053-8965	SCREW, CAP, HEXAGON HEAD: DRUM WINCH MOUNTING MS90726-167 (96906)	BD,FJ EA	6 *	*	*	*	*	*	6 10 258 13
P-F	5305-761-4227	SCREW, CAP, HEXAGON HEAD: HOIST WINCH ADAPTER MS90726-111 (96906)	BD,FJ EA	6 *	*	*	*	*	*	6 10 259 1
P-F	5310-584-5272	WASHER, LOCK: HOIST WINCH ADAPTER MS35338-48 (96906)	BD,FJ EA	15 *	*	*	*	*	*	6 10 259 2
X1		ADAPTER: HOIST WINCH MOTOR 10876252 (19207)	BD,FJ	1						259 3
P-F	2590-064-3691	GASKET, ENCASE: MOTOR ADAPTER 10900090 (19207)	BD,FJ EA	1 *	*	*	*	*	*	6 10 259 4
X2-F		COVER: HOIST WINCH MOTOR 10876247 (19207)	BD,FJ EA	1 *	*	*	*	*	*	259 5
P-F	3110-155-6679	BEARING, BALL: INPUT SHAFT WINCH HOIST A22846 (35351)	BD,FJ EA	2 *	*	*	*	*	*	6 10 259 6
P-F	2590-522-1174	GASKET: CRANE CASE COVER, HOIST WINCH REDUCTION UNIT 10876131 (19207)	BD,FJ EA	1 *	*	*	*	*	*	10 20 259 7
P-F	5315-616-5500	KEY WOODRUFF: HOIST REDUCTION SHAFT MS35756-21 (96906)	BD,FJ EA	1 *	*	*	*	*	*	10 20 259 8
P-F	2590-504-8913	SHAFT, REDUCTION: HOIST WINCH 10876364 (19207)	BD,FJ EA	1 *	*	*	*	*	*	6 10 259 9
P-F	2590-522-1175	GEAR, HELICAL: HOIST WINCH REDUCTION UNIT 10876134 (19207)	BD,FJ EA	1 *	*	*	*	*	*	6 10 259 10

(1) SMR Code	(2) Federal Stock Number	(3) DESCRIPTION  Reference Number & Mfr. Code	(4) UNIT of meas	(5) Qty inc. in Unit	(6) 30-day DS maint allowance			(7) 30-day GS maint allowance			(8) 1-yr alw per 100 equip cnt-	(9) Depot maint per 100 equip	(10) Illustration		
					(a) 1-20	(b) 21-50	(c) 51-100	(a) 1-20	(b) 21-50	(c) 51-100			(a) Figure No.	(b) Item No.	
2001-HOIST, WINCH, CRANE ASSEMBLY-CONTINUED															
P-F	5340-803-9981	RING, RETAINING: DRIVE GEAR, REDUCTION GEAR CASE MS16624-150 (96906)	BD,FJ	EA	1	*	*	*	*	*	*	6	10	259	11
P-F	5315-058-9931	PIN, STRAIGHT HEADLESS: REDUCTION GEAR CASE 589931 (21450)	BD,FJ	EA	2	*	*	*	*	*	*	10	20	259	12
P-F	2530-711-4714	CASE,ASSEMBLY: REDUCTION GEAR 10876246 (19207)	BD,FJ	EA	1	*	*	*	*	*	*	2	5	259	13
P-F	5330-057-3823	GASKET: DRIVE WORM END BEARING 7409822 (19207)	BD,FJ	EA	2	*	*	*	*	*	*	10	20	259	14
P-F	5330-286-8149	SEAL, PLAIN ENCASED: WORM GEAR (1) BRAKE CASE (1) 500094 (21450)	BD,FJ	EA	2	*	*	*	*	*	*	10	20	259	15
P-F	3110-554-3929	BEARING, BALL: HOIST WINCH WORM SHAFT 143030 (21450)	BD,FJ	EA	2	*	*	*	*	*	*	10	20	259	16
P-O	4730-288-8555	PLUG, EXPANSION: MS49005-9 (96906)	BD,FJ	EA	5	*	*	*	*	*	*	10	20	259	17
P-F	5305-782-9494	SCREW, CAP HEXAGON HEAD: REDUCTION GEAR CASE MS90726-114 (96906)	BD,FJ	EA	8	*	*	*	*	*	*	6	10	259	18
P-F	2590-522-1177	GEAR, HELICAL: HOIST WINCH REDUCTION UNIT 10876135 (19207)	BD,FJ	EA	1	*	*	*	*	*	*	6	10	259	19
P-F	5310-407-9566	WASHER, LOCK: HOIST WINCH MOTOR COVER 35338-45 (96906)	BD,FJ	EA	10	*	*	*	*	*	*	6	10	259	20
P-F	5306-225-9088	SCREW, CAP, HEX: HOIST WINCH MOTOR COVER MS90726-33 (96906)	BD,FJ	EA	10	*	*	*	*	*	*	6	10	259	21
P-F	2590-504-9037	WORM SHAFT: HOIST WINCH 10876164 (19207)	BD,FJ	EA	1	*	*	*	*	*	*	6	10	259	22
P-F	2590-118-5554	HOUSING: WINCH BRAKE 7594475 (19207)	BD,FJ	EA	1	*	*	*	*	*	*	4	5	259	23
P-O	5340-050-1589	PLUG: MS35648-3 (96906)	BD,FJ	EA	1	*	*	*	*	*	*	10	20	259	24
P-F	2520-740-9817	DRUM, DISK: WINCH BRAKE 7409817 (19207)	BD,FJ	EA	1	*	*	*	*	*	*	4	5	259	25

(1) SMR Code	(2) Federal Stock Number	(3) DESCRIPTION	(4) UNIT of meas	(5) Qty inc. in Unit	(6) 30-day DS maint allowance			(7) 30-day GS maint allowance			(8) 1-yr alw per 100 equip cnt- gcy	(9) Depot maint per 100 equip	(10) Illustration		
					(a) 1-20	(b) 21-50	(c) 51-100	(a) 1-20	(b) 21-50	(c) 51-100			(a) Figure No.	(b) Item No.	
2001-HOIST, WINCH, CRANE ASSEMBLY-CONTINUED															
P-F	2590-740-9565	BRAKE BAND ASSEMBLY: WINCH BRAKE 7409565 (19207)	BD,FJ	EA	1	*	*	*	*	*	*	4	5	259	26
P-F	2520-740-9816	COVER: BRAKE CASE 7409816 (19207)	BD,FJ	EA	1	*	*	*	*	*	*	6	10	259	27
P-F	5306-018-7527	BOLT, ASSEMBLED WASHER: BRAKE CASE COVER 187527 (21450)	BD,FJ	EA	6	*	*	*	*	*	*	6	10	259	28
P-F	2590-895-3424	GASKET: BRAKE CASE COVER 7973339 (19207)	BD,FJ	EA	1	*	*	*	*	*	*	10	20	259	29
P-F	5340-664-4374	SPRING: AUTOMATIC BRAKE ADJUSTING BOLT 5277992 (19207)	BD,FJ	EA	1	*	*	*	*	*	*	10	20	259	30
P-F	5305-226-7767	SCREW, CAP HEXAGON HEAD: HOIST WINCH HOUSING MS90726-109 (96906)	BD,FJ	EA	1	*	*	*	*	*	*	6	10	259	31
P-F	5310-595-5839	WASHER, FLAT: HOIST WINCH HOUSING 8330414 (19207)	BD,FJ	EA	1	*	*	*	*	*	*	6	10	259	32
P-F	5330-584-0265	PACKING, PREFORMED: WINCH BRAKE HOUSING MS28775-012 (96906)	BD,FJ	EA	1	*	*	*	*	*	*	10	20	259	33
P-F	5310-080-6004	WASHER, FLAT: WINCH BRAKE HOUSING MS27183-14 (96906)	BD,FJ	EA	1	*	*	*	*	*	*	6	10	259	34
P-F	5305-269-2818	SCREW, CAP: WINCH BRAKE HOUSING MS90726-74 (96906)	BD,FJ		1									259	35
X2-F		CASE: WINCH HOIST 7954484 (19207)	BD,FJ	EA	1	*	*	*	*	*	*			259	36
P-F	5315-042-3293	KEY,MACHINE: WORM SHAFT, HOIST WINCH MS20067-270 (96906)	BD,FJ	EA	2	*	*	*	*	*	*	10	20	259	37
P-F	5305-761-4227	SCREW, CAP, HEXAGON HEAD: WORM GEARSHAFT, HOIST WINCH MS90726-111 (96906)	BD,FJ	EA	2	*	*	*	*	*	*	6	10	260	1
P-F	5310-584-5272	WASHER, FLAT: WORM GEARSHAFT, HOIST WINCH MS35338-48 (96906)	BD,FJ	EA	2	*	*	*	*	*	*	6	10	260	2
P-F	5310-512-5213	WASHER, FLAT: WORM GEARSHAFT, HOIST WINCH 10900102 (19207)	BD,FJ	EA	2	*	*	*	*	*	*	6	10	260	3
P-F		SCREW, CAP: GEAR CASE COVER, HOIST WINCH MS35190-142 (96906)	BD,FJ	EA	4	*	*	*	*	*	*			260	4

(1) SMR Code	(2) Federal Stock Number	(3) DESCRIPTION	(4) UNIT of meas	(5) Qty inc. in Unit	(6) 30-day DS maint allowance			(7) 30-day GS maint allowance			(8) 1-yr alw per 100 equip cnt-	(9) Depot maint alw per 100 equip	(10) Illustration No. (a)	(b) Item No. (b)
Reference Number & Mfr. Code			Usable On Code		(a)	(b)	(c)	(a)	(b)	(c)	gcy			
2001-HOIST, WINCH, CRANE ASSEMBLY-CONTINUED														
X2-F		COVER: GEAR CASE, HOIST WINCH 10876253 (19207)	BD,FJ	EA 1	*	*	*	*	*	*		260	5	
P-F	2590-740-9821	GASKET: COVER GEARCASE, HOIST WINCH 7409821 (19207)	BD,FJ	EA V	*	*	*	*	*	*	10	20	260 6	
P-F	3120-740-9800	BEARING, SLEEVE: WORM GEARSHAFT 7409800 (19207)	BD,FJ	EA 2	*	*	*	*	*	*	6	10	260 7	
P-F	5315-281-7652	KEY, MACHINE: WORM GEARSHAFT 8327444 (19207)	BD,FJ	EA 4	*	*	*	*	*	*	10	20	260 8	
X1		SHAFT: WORM GEAR 10876355 (19207)	BD,FJ										260 9	
P-F	2590-740-9823	GEAR, WORM WHEEL: HOIST WINCH 7409823 (19207)	BD,FJ	EA 1	*	*	*	*	*	*	6	10	260 10	
X2-F		SUPPORT: HOIST WINCH DRUM 10876357 (19207)	BD,FJ	EA 1	*	*	*	*	*	*			260 11	
X2-F		SCREW, MACHINE: HOIST WINCH DRUM SUPPORT MS35190-176 (96906)	BD,FJ	EA 6	*	*	*	*	*	*			260 12	
P-F		SCREW, CAP: HOIST WINCH DRUM MS51025-90 (96906)	BD,FJ										260 13	
X2-F		WASHER, FLAT: HOIST WINCH DRUM SUPPORT 8344242 (19207)	BD,FJ	EA 2	*	*	*	*	*	*			260 14	
P-F	2590-504-8929	BUSHING: HOIST WINCH DRUM SUPPORT 10876157 (19207)	BD,FJ	EA 2	*	*	*	*	*	*	6	10	260 15	
P-F	2590-177-7830	SUPPORT: HOIST WINCH DRUM 10876353 (19207)	BD,FJ	EA 1	*	*	*	*	*	*	4	5	260 16	
P-O	4730-050-4208	FITTING, LUBRICATION: HOIST WINCH DRUM SUPPORT MS15003-1(96906)	BD,FJ	EA 2	*	*	*	*	*	*	10	20	260 17	
P-F	2590-235-4400	DRUM: WINCH CABLE 10876174 (19207)	BD,FJ	EA 1	*	*	*	*	*	*	4	5	260 18	
P-F	5310-820-6653	WASHER, LOCK: WORM GEARSHAFT COVER MS35338-50 (96906)	BD,FJ	EA 4	*	*	*	*	*	*	6	10	260 19	
P-F	5305-724-5911	SCREW, CAP HEXAGON HEAD: WORM GEARSHAFT COVER MS90725-163 (96906)	BD,FJ	EA 4	*	*	*	*	*	*	6	10	260 20	
P-F	5330-286-7057	SEAL, PLAIN, ENCASED: WORM GEARSHAFT HOIST WINCH 500130 (21450)	BD,FJ	EA 1	*	*	*	*	*	*	6	10	260 21	

(1) SMR Code	(2) Federal Stock Number	(3) DESCRIPTION	(4) UNIT of meas	(5) Qty inc. in Unit	(6) 30-day DS maint allowance			(7) 30-day GS maint allowance			(8) 1-yr alw per 100 equip cnt- gcy	(9) Depot maint alw per 100 equip	(10) Illustration		
					(a) 1-20	(b) 21-50	(c) 51-100	(a) 1-20	(b) 21-50	(c) 51-100			(a) Figure No.	(b) Item No.	
2001-HOIST, WINCH, CRANE ASSEMBLY-CONTINUED															
P-F	2590-972-2639	EXTENSION, CYLINDER ASSEMBLY: 10875210 (19207)	BD,FJ	EA	1	*	*	*	*	*	*	6	10	261	1
X1		CYLINDER: 10876307 (19207)			1									261	2
X1		WIRE: PISTON CYLINDER CROWN MS20995-F91-12 (96906)			1									261	3
X1		NUT, HEXAGON: PISTON CYLINDER CROWN 10900151 (19207)			1									261	4
X1		WASHER, FLAT: PISTON CYLINDER CROWN 10876506 (19207)			1									261	5
X1		WASHER, LOCK: PISTON CYLINDER CROWN 10876454 (19207)			2									261	6
P-F	2590-523-4305	CUP, COMPRESSION: BOOM CYLINDER 10900304 (19207)		EA	2	*	*	*	*	*	*	6	10	261	7
P-F	2590-972-2632	PISTON, HYDRAULIC: CYLINDER: CROWN 10876453 (19207)		EA	1	*	*	*	*	*	*	6	10	261	8
P-F	2590-504-8923	RING, PISTON: BOOM CYLINDER 10876153 (19207)		EA	1	*	*	*	*	*	*	6	10	261	9
X1		RING: CYLINDER HEAD BOOM 546885 (21450)			1									261	10
P-F	2590-177-9196	HEAD: BOOM CYLINDER 10876310 (19207)		EA	1	*	*	*	*	*	*	4	5	261	11
P-F	2590-826-5630	BEARING, SLEEVE: BOOM CYLINDER HEAD 10876159 (19207)		EA	1	*	*	*	*	*	*	6	10	261	12
P-F	2590-523-4235	PACKING: BOOM CYLINDER HEAD 10900300 (19207)		EA	1	*	*	*	*	*	*	6	10	261	13
P-F	4730-238-5594	NUT, PACKING: BOOM CYLINDER HEAD 10876461 (19207)		EA	1	*	*	*	*	*	*	6	10	261	14
P-F	2590-972-2635	SEAL: HYDRAULIC CYLINDER 10876449 (19207)		EA	1	*	*	*	*	*	*	6	10	261	15
X1		ROD: CYLINDER 10876309 (19207)			1									261	16
P-O	4780-050-4208	FITTING, LUBRICATION: CYLINDER ROD MS15003-1 (96906)		EA	1	*	*	*	*	*	*	10	20	261	17
P-F	2590-504-9066	PUMP ASSEMBLY, HYDRAULIC: 10876152 (19207)	BD,FJ	EA	1	*	*	*	*	*	*	4	5	262	1
P-F	5305-827-2824	SCREW, CAP, HEXAGON HEAD: HYDRAULIC OIL PUMP 10900306 (19207)		EA	4	*	*	*	*	*	*	6	10	262	2
P-F	5310-823-8803	WASHER, FLAT: HYDRAULIC OIL PUMP MS27183-21 (96906)		EA	8	*	*	*	*	*	*	6	10	262	3



(1) SMR Code	(2) Federal Stock Number	(3) DESCRIPTION  Reference Number & Mfr. Code	(4) UNIT of meas	(5) Qty inc. in Unit	(6) 30-day DS maint allowance			(7) 30-day GS maint allowance			(8) 1-yr alw per 100 equip cnt- gcy	(9) Depot maint alw per 100 equip	(10) Illustration	
					(a) 1-20	(b) 21-50	(c) 51-100	(a) 1-20	(b) 21-50	(c) 51-100			(a) Figure No.	(b) Item No.
2001-HOIST, WINCH, CRANE ASSEMBLY-CONTINUED														
P-O	4730-044-4688	PLUG, PIPE: HYDRAULIC OIL PUMP WEAR PLATE 444688 (24617)	EA	1	*	*	*	*	*	*	10	20	262	4
X2-F		COVER, REAR: HYDRAULIC OIL PUMP 10876224 (19207)	EA	1	*	*	*	*	*	*			262	5
P-F	3110-155-7423	BEARING, ROLLER, CYLINDRICAL: HYDRAULIC OIL PUMP 10876160 (19207)	EA	4	*	*	*	*	*	*	6	10	262	6
P-F	2590-533-3399	PLATE, WEAR: HYDRAULIC OIL PUMP 10876342 (19207)	EA	2	*	*	*	*	*	*	6	10	262	7
P-F	5310-584-5272	WASHER, LOCK: HYDRAULIC PUMP BODY ADAPTER MS35338-48 (96906)	EA	4	*	*	*	*	*	*	6	10	262	8
P-F	5305-836-3654	SCREW, CAP, HEXAGON HEAD: HYDRAULIC PUMP BODY ADAPTER MS90725-211 (96906)	EA	4	*	*	*	*	*	*	6	10	262	9
X1		ADAPTER: HYDRAULIC PUMP 10900088 (19207)		1									262	10
P-F	5330-579-7927	PACKING, PREFORMED: HYDRAULIC PUMP BODY TO ADAPTER MS28775-225 (96906)	EA	1	*	*	*	*	*	*	10	20	262	11
X2-F		BODY: HYDRAULIC PUMP 10876211 (19207)	EA	1	*	*	*	*	*	*			262	12
P-F	5340-753-3578	RING, RETAINING: HYDRAULIC OIL PUMP 10876154 (19207)	EA	2	*	*	*	*	*	*	6	10	262	13
P-F	5315-816-1329	PIN, STRAIGHT, HEADLESS: HYDRAULIC PUMP BODY MS16555-77 (96906)	EA	2	*	*	*	*	*	*	10	20	262	14
X1		SPACER: HYDRAULIC PUMP DRIVE SHAFT 10900142 (19207)		4									262	15
P-F	2520-533-3389	SHAFT: DRIVE WITH INTEGRAL GEAR, HYDRAULIC OIL PUMP 10876511 (19207)	EA	1	*	*	*	*	*	*	6	10	262	16
P-F	2520-972-2636	SEAL ASSEMBLY: HYDRAULIC PUMP, GEAR SHAFT 10911098 (19207)	EA	1	*	*	*	*	*	*	6	10	535	17
P-F	2590-133-0987	SEAT: HYDRAULIC PUMP 10911099 (19207)	EA	1	*	*	*	*	*	*	6	10	262	18
X2-F		COVER, FRONT: HYDRAULIC PUMP 10876212 (19207)	EA	1	*	*	*	*	*	*			262	19
P-F	5340-803-9978	RING, RETAINING: HYDRAULIC OIL PUMP MS16624-137 (96906)	EA	3	*	*	*	*	*	*	6	10	262	20
P-F	2520-533-3390	SHAFT: IDLER, WITH INTEGRAL GEAR, HYDRAULIC OIL PUMP 10876510 (19207)	EA	1	*	*	*	*	*	*	6	10	262	21

(1) SMR Code	(2) Federal Stock Number	(3) DESCRIPTION	(4) UNIT of meas	(5) Qty inc. in Unit	(6) 30-day DS maint allowance			(7) 30-day GS maint allowance			(8) 1-yr alw per 100 equip cnt- gcy	(9) Depot maint alw per 100 equip	(10) Illustration	
					(a) 1-20	(b) 21-50	(c) 51-100	(a) 1-20	(b) 21-50	(c) 51-100			(a) Figure No.	(b) Item No.
Reference Number & Mfr. Code			Usable On Code											
2001-HOIST, WINCH, CRANE ASSEMBLY-CONTINUED														
X1		ADAPTER: HYDRAULIC PUMP BODY 10900087 (19207)		1									262	22
P-F	5305-042-6417	SCREW, CAP, HEXAGON HEAD: HYDRAULIC PUMP BODY ADAPTER MS90725-113 (96906)	EA	4	*	*	*	*	*	*	6	10	262	23
P-F	5330-579-7918	PACKING, PREFORMED: HYDRAULIC PUMP TO ADAPTER MS28775-229 (96906)	EA	1	*	*	*	*	*	*	6	10	262	24
P-F	5305-835-9810	SCREW, CAP, HEXAGON HEAD: HYDRAULIC OIL PUMP 10900307 (19207)	EA	4	*	*	*	*	*	*	6	10	262	25
X2-F		BASE: LEVER MOUNTING 11621122 (19207)	BD,FJ	EA	1	*	*	*	*	*			265	1
P-F	5305-071-1780	SCREW: MS90725-127 (96906)	BD,FJ	EA	4	*	*	*	*	*	6	10	265	2
X1		LEVER ASSEMBLY: LEFT SIDE 11621121-1 (19207)	BD,FJ		1								265	3
P-F		LEVER ASSEMBLY: LEFT SIDE INTERMIDATE 11640398-1 (19207)	BD,FJ	EA	1	*	*	*	*	*			265	4
P-F		LEVER ASSSEMBLY: RIGHT SIDE INTERMIDATE 11640398-2 (19207)	BD,FJ	EA	1	*	*	*	*	*			265	5
P-F		RING: RETAINING MS90707-1050 (96906)	BD,FJ	EA	8	*	*	*	*	*			265	6
P-F		LEVER ASSEMBLY: RIGHT SIDE 11621121-2 (19207)	BD,FJ	EA	1	*	*	*	*	*			265	7
P-O		KNOB: LEVER 10900172 (19207)	BD,FJ	EA	4	*	*	*	*	*			265	8
P-F		PIN: 11621118 (19207)	BD,FJ	EA	8	*	*	*	*	*			265	9
X1-F		VALVE ASSEMBLY: CONTROL 11621116 (19207)	BD,FJ		1								265	10
P-F		CONNECTOR: TUBE 11621892 (19207)	BD,FJ	EA	1	*	*	*	*	*			265	11
P-F	5330-816-3546	O RING: TUBE CONNECTOR MS28778-20 (96906)	BD,FJ	EA	1	*	*	*	*	*	8	20	265	12
P-F		TUBE ASSEMBLY: 11621120 (19207)	BD,FJ	EA	1	*	*	*	*	*			265	13
X2-F		BRACKET: CONTROL VALVE MTG, RIGHT HAND 11621124 (19207)	BD,FJ	EA	1	*	*	*	*	*			265	14
P-F	5330-990-2127	O RING: TUBE CONNECTOR MS28778-16 (96906)	BD,FJ	EA	5	*	*	*	*	*	8	20	265	15

(1) SMR Code	(2) Federal Stock Number	(3) DESCRIPTION	(4) UNIT of meas	(5) Qty inc. in Unit	(6) 30-day DS maint allowance			(7) 30-day GS maint allowance			(8) 1-yr alw per 100 equip cnt- gcy	(9) Depot maint alw per 100 equip	(10) Illustration		
					(a) 1-20	(b) 21-50	(c) 51-100	(a) 1-20	(b) 21-50	(c) 51-100			(a) Figure No.	(b) Item No.	
Reference Number & Mfr. Code															
Usable On Code															
2001-HOIST, WINCH, CRANE ASSEMBLY-CONTINUED															
P-F		ELBOW: 11621894-1 (19207)	BD,FJ	EA	2	*	*	*	*	*	*			265	16
P-F		ELBOW: 11621894-2 (19207)	BD,FJ	EA	2	*	*	*	*	*	*			265	17
P-F	4730-231-3019	ELBOW: 90@ MS20822-16 (96906)	BD,FJ	EA	2	*	*	*	*	*	4	8	265	18	
P-F		ADAPTER: 90@ ELBOW 11621893 (19207)	BD,FJ	EA	2	*	*	*	*	*			265	19	
P-F		TUBE ASSEMBLY: 11621119 (19207)	BD,FJ	EA	1	*	*	*	*	*			265	20	
P-F		CONNECTOR: TUBE 11621890 (19207)	BD,FJ	EA	1	*	*	*	*	*			265	21	
P-F	4730-803-5693	CONNECTOR: TUBE MS24392-16 (96906)	BD,FJ	EA	1	*	*	*	*	*	4	8	265	22	
P-F	5310-768-0318	NUT: MS51967-14 (96906)	BD,FJ	EA	4	*	*	*	*	*	6	10	265	23	
P-F	5310-584-5272	WASHER: MS35338-48 (96906)	BD,FJ	EA	8	*	*	*	*	*	6	10	265	24	
P-F	5310-062-4954	NUT: MS21045-8 (96906)	BD,FJ	EA	4	*	*	*	*	*	6	10	265	25	
X2-F		BRACKET: CONTROL VALVE MTG, LEFT HAND 11621123 (19207)	BD,FJ	EA	1	*	*	*	*	*			265	26	
P-F	5305-761-4227	SCREW: MS90726-111 (96906)	BD,FJ	EA	4	*	*	*	*	*	6	10	265	27	
P-F	5330-702-5643	O RING: ADAPTER MS28775-128 (96906)	BD,FJ	EA	1	*	*	*	*	*	8	20	265	28	
P-F	4730-249-4416	ADAPTER: NIPPLE 11621891 (19207)	BD,FJ	EA	1	*	*	*	*	*	4	8	265	29	
P-F		NIPPLE: ADAPTER MS51953-154 (96906)	BD,FJ	EA	1	*	*	*	*	*	4	8	265	30	
P-F	2590-449-5059	VALVE ASSEMBLY: CRANE GONDOLA CONTROL 11621117 (19207)	BD,FJ	EA	1	*	*	*	*	*	6	10	265	31	
NON-ILLUSTRATED															
P-F		PARTS KIT: SPOOL SEAL 1652-656845 (19207)	BD,FJ	EA	1	*	*	*	*	*	6	10			
	5330-542-1329	CONSISTING OF: 2"O" RING MS28775-120 (96906) 2-SEAL 1640446 (19207) 2-RETAINER 11640447 (19207)													

(1) SMR Code	(2) Federal Stock Number	(3) DESCRIPTION	(4) UNIT of meas	(5) Qty inc. in Unit	(6) 30-day DS maint allowance			(7) 30-day GS maint allowance			(8) 1-yr alw per 100 equip cnt- gcy	(9) Depot maint alw per 100 equip	(10) Illustration		
					(a) 1-20	(b) 21-50	(c) 51-100	(a) 1-20	(b) 21-50	(c) 51-100			(a) Figure No.	(b) Item No.	
Reference Number & Mfr. Code													Usable On Code		
2001-HOIST, WINCH, CRANE ASSEMBLY-CONTINUED															
NON-ILLUSTRATED-CONTINUED															
P-F		PARTS KIT: LOAD CHECK VALVE 1652-656846 (19207) CONSISTING OF: 5330-702-5220 2"O" RING MS28775-117 (96906) 5330-579-7916 2"O" RING MS28775-115 (96906) 5330-618-0801 2"O" RING MS28775-114 (96906) 5330-801-3440 2-RETAINER MS28774-115 (96906) 5330-576-3206 4-RETAINER MS28774-114 (96906)	BD,FJ	EA	1	*	*	*	*	*	*	6	10		
P-F		PARTS KIT: RELIEF VALVE 1652-614087 (19207) CONSISTING OF: 1-CAP 1652-695008 (19207) 1-SEAT 1652-612176 (19207) 1-SPRING 1652-612668 (19207) 1-SLEEVE 1652-695009 (19207) 1-SEAT 1661-582515 (19207) 1-PLUNGER 1652-562392 (19207) 1-SPRING 1652-582007 (19207) 2-RING 109 X 117 (19207) 1-SCREW 27 X 58 (19207) 1-NUT 17 X 36 (19207) 1-NUT 37 X 5 (19207) 2-STAT-O-SEAL 103 X 4 (19207) 2"O" RING 104 X 117A (19207) 1"O" RING 105 X 14L (19207) 1-PLUG 108 X 14 (19207) 1-POPPET ASSEMBLY 1653-636228 (19207)	BD,FJ	EA	1	*	*	*	*	*	*	6	10		
P-O	2520-740-9090	BOX CONTROL ASSEMBLY: 7409090 (19207)	AK	EA	1	*	*	*	*	*	4	5	266	1	
P-O	2520-740-9099	LEVER, CONTROL BOX: CONTROL ROD 7409099 (19207)		EA	1	*	*	*	*	*	4	5	266	2	
X1		SCREW: CONTROL LEVER 181568 (21450)			2								266	3	
X1		HOUSING, CONTROL BOX: 7409091 (19207)			1								266	4	
X1		SHAFT: CONTROL BOX ASSEMBLY 7409092 (19207)			1								266	5	
P-O	5315-616-5513	KEY, WOODRUFF: CONTROL BOX ASSEMBLY MS35756-7 (96906)		EA	4	*	*	*	*	*	10	20	266	6	

(1) SMR Code	(2) Federal Stock Number	(3) DESCRIPTION	(4) UNIT of meas	(5) Qty inc. in Unit	(6) 30-day DS maint allowance			(7) 30-day GS maint allowance			(8) 1-yr alw per 100 equip cnt- gcy	(9) Depot maint alw per 100 equip	(10) Illustration	
					(a) 1-20	(b) 21-50	(c) 51-100	(a) 1-20	(b) 21-50	(c) 51-100			(a) Figure No.	(b) Item No.
Reference Number & Mfr. Code													Usable On Code	
2001-HOIST, WINCH, CRANE ASSEMBLY-CONTINUED														
X1		CAM: CONTROL BOX ASSEMBLY 7409096 (19207)		1									266	7
P-O	2520-740-9093	CAM, CONTROL BOX: 7409093 (19207)	EA	1	*	*	*	*	*	*	6	10	266	8
X1		ROLLER: CONTROL BOX LEVER 7409248 (19207)		2									266	9
P-O	2590-740-9100	GASKET: CONTROL BOX COVER 7409100 (19207)	EA	1	*	*	*	*	*	*	10	20	266	10
P-O	2520-740-9101	COVER, CONTROL BOX. 7409101 (19207)	EA	1	*	*	*	*	*	*	6	10	266	11
P-O	5305-042-0993	SCREW, ASSEMBLED WASHER: CONTROL BOX COVER 420993 (21450)	EA	4	*	*	*	*	*	*	6	10	266	12
X1		FITTING: CONTROL BOX COVER 172-0034 (19207)		1									266	13
P-O	2520-740-9094	LEVER, REMOTE CONTROL: CONTROL BOX ASSEMBLY 7409094 (19207)	EA	1	*	*	*	*	*	*	4	5	266	14
P-O	5310-582-5965	WASHER, LOCK: CONTROL BOX LEVER MS35338-44 (96906)	EA	2	*	*	*	*	*	*	6	10	266	15
P-O	5310-768-0319	NUT, PLAIN HEXAGON HEAD: CONTROL BOX LEVER MS51968-2 (96906)	EA	2	*	*	*	*	*	*	6	10	266	16
P-O	5310-732-0559	NUT, PLAIN HEXAGON: CONTROL BOX LEVER MS51968-8 (96906)	EA	1	*	*	*	*	*	*	6	10	266	17
P-O	5310-637-9541	WASHER, LOCK: CONTROL BOX LEVER MS35338-46 (96906)	EA	1	*	*	*	*	*	*	6	10	266	18
P-O	2520-740-9097	LEVER, CONTROL BOX: 7409097 (19207)	EA	2	*	*	*	*	*	*	4	5	266	19
X1		LEVER, CONTROL BOX: 7409098 (19207)		1									266	20
P-O	3040-489-6022	SHAFT, SHOULDERED: CONTROL BOX ASSEMBLY 7409095 (19207)	EA	1	*	*	*	*	*	*	6	10	266	21
X1		SCREW: CONTROL BOX LEVER 189330 (21450)		1									266	22
P-F	2590-933-9581	GEARCASE ASSEMBLY, BEVEL: 10876196 (19207)	EA	1	*	*	*	*	*	*	4	5	267	1

(1) SMR Code	(2) Federal Stock Number	(3) DESCRIPTION	(4) UNIT of meas	(5) Qty inc. in Unit	(6) 30-day DS maint allowance			(7) 30-day GS maint allowance			(8) 1-yr alw per 100 equip cnt- gcy	(9) Depot alw per 100 equip	(10) Illustration	
					(a) 1-20	(b) 21-50	(c) 51-100	(a) 1-20	(b) 21-50	(c) 51-100			(a) Figure No.	(b) Item No.
Reference Number & Mfr. Code													Usable On Code	
2001-HOIST, WINCH, CRANE ASSEMBLY-CONTINUED														
P-F	2590-999-5434	COUPLING ASSEMBLY: BEVEL GEARCASE SHAFT 10876275 (19207)	EA	1	*	*	*	*	*	*	6	10	267	2
X1		HUB: BEVEL GEARCASE SHAFT 10900002 (19207)		2									267	3
X1		BUSHING: BEVEL GEARCASE SHAFT 10900098 (19207)		2									267	4
X1		SLEEVE: BEVEL GEARCASE SHAFT 10900001 (19207)		1									267	5
P-F	2590-933-9586	RING SUPPORT ASSEMBLY: BEVEL GEARCASE ASSEMBLY 10876285 (19207)	EA	1	*	*	*	*	*	*	6	10	267	6
X1		RING: BEVEL GEARCASE SHAFT 109000026 (19207)		1									267	7
P-F	5305-954-7341	SCREW, MACHINE: RING SUPPORT MS35191-273 (96906)	EA	1	*	*	*	*	*	*	6	10	267	8
P-F	2590-504-9033	LEAD, ELECTRICAL: INSULATING RING 10876168 (19207)	EA	1	*	*	*	*	*	*	6	10	267	9
X1		LEAD, ELECTRICAL: INSULATING RING 10876549 (19207)		1									267	10
P-F	2590-504-9060	RING, INSULATING: BEVEL GEARCASE SHAFT 10876149 (19207)	EA	3	*	*	*	*	*	*	6	10	267	11
P-F	2590-504-9035	LEAD, ELECTRICAL: INSULATING RING 10876167 (19207)	EA	1	*	*	*	*	*	*	6	10	267	12
P-F	2590-602-0503	RING, INSULATING: BEVEL GEARCASE SHAFT 10876148 (19207)	EA	1	*	*	*	*	*	*	6	10	267	13
X1		SUPPORT: BEVEL GEARCASE COVER 10900025 (19207)		1									267	14
P-F	5310-045-3296	WASHER, LOCK: SUPPORT MS35338-43 (96906)	EA	1	*	*	*	*	*	*	6	10	267	15
P-O	5305-984-6208	SCREW, MACHINE: SUPPORT MS35206-621 (96906)	EA	1	*	*	*	*	*	*	6	10	267	16
P-F	5340-803-9978	RING, RETAINING: COVER MS16624-137 (96906)	EA	1	*	*	*	*	*	*	6	10	267	17
X1		COVER: BEVEL GEARCASE 10876442 (19207)		1									267	18
P-F	5330-545-1324	GASKET: BEVEL GEARCASE COVER 605818 (24617)	EA	1	*	*	*	*	*	*	10	20	267	19

(1) SMR Code	(2) Federal Stock Number	(3) DESCRIPTION	(4) UNIT of meas	(5) Qty inc. in Unit	(6) 30-day DS maint allowance			(7) 30-day GS maint allowance			(8) 1-yr alw per 100 equip cnt- gcy	(9) Depot maint alw per 100 equip	(10) Illustration	
					(a) 1-20	(b) 21-50	(c) 51-100	(a) 1-20	(b) 21-50	(c) 51-100			(a) Figure No.	(b) Item No.
Reference Number & Mfr. Code														
Usable On Code														
2001-HOIST, WINCH, CRANE ASSEMBLY-CONTINUED														
P-F	3110-965-9908	BEARING, BALL, ANNULAR: BEVEL GEARCASE COVER MS17107-8 (96906)	EA	1	*	*	*	*	*	*	6	10	267	20
P-F	2590-135-6535	SHAFT, SHOULDERED: BEVEL GEARBOX 10876276 (19207)	EA	1	*	*	*	*	*	*	6	10	267	21
P-F		KEY, WOODRUFF: BEVEL GEARBOX SHAFT 114487 (21450)		2									267	22
P-F	5340-938-2046	SPACER, EXPANSION: BEVEL GEARBOX COVER 10906729 (19207)	EA	1	*	*	*	*	*	*	6	10	267	23
P-F		SCREW: BEVEL GEARBOX COVER MS90725-02 (96906)		10									267	24
P-F	5310-637-9541	WASHER, LOCK: BEVEL GEARBOX COVER MS35338-46 (96906)	EA	18	*	*	*	*	*	*	6	10	267	25
X1		COVER: BEVEL GEARBOX 10876204 (19207)		1									267	26
P-F	2590-826-5204	GASKET: GEARBOX 10876130 (19207)	EA	1	*	*	*	*	*	*	6	10	267	27
P-F	3110-554-3899	BEARING, BALL, ANNULAR: GEARBOX 5208 (21760)	EA	1	*	*	*	*	*	*	6	10	267	28
P-F	5340-806-4636	RING, RETAINING: PINION SHAFT LOWER, BEVEL GEARBOX MS16625-315 (96906)	EA	1	*	*	*	*	*	*	6	10	267	29
P-F	2590-972-2644	GEAR, BEVEL: GEARBOX (COMPONENT OF GEAR SET, BEVEL MATCHED, FSN 2590-930-9254) 10876288 (19207)	EA	1	*	*	*	*	*	*	6		267	30
P-F	5310-595-5839	WASHER, FLAT; GEARBOX 8330414 (19207)	EA	2	*	*	*	*	*	*	6	10	267	31
P-F	5310-584-5272	WASHER, LOCK: GEARBOX MS35338-10 (96906)	EA	2	*	*	*	*	*	*	6	10	267	32
P-F	5305-044-4153	SCREW, CAP, HEXAGON HEAD: GEARBOX MS90725-109 (96906)	EA	2	*	*	*	*	*	*	6	10	267	33
P-F	5330-350-5248	GASKET: DRIVE END COVER (1) BEVEL GEAR INPUT SHAFT END COVER (1) 6210696 (19207)	EA	2	*	*	*	*	*	*	10	20	267	34
P-F	3110-554-5302	BEARING: BEVEL GEARBOX SHAFT 700081 (21450)	EA	2	*	*	*	*	*	*	6	10	267	35

TM9-2320-211-34P

(1) SMR Code	(2) Federal Stock Number	(3) DESCRIPTION	(4) UNIT of meas	(5) Qty inc. in Unit	(6) 30-day DS maint allowance			(7) 30-day GS maint allowance			(8) 1-yr alw per 100 equip cnt- gcy	(9) Depot maint alw per 100 equip	(10) Illustration	
					(a) 1-20	(b) 21-50	(c) 51-100	(a) 1-20	(b) 21-50	(c) 51-100			(a) Figure No.	(b) Item No.
		Reference Number & Mfr. Code												
		Usable On Code												
		2001-HOIST, WINCH, CRANE ASSEMBLY-CONTINUED												
P-F	2520-039-6493	RETAINER: GEARBOX 6210670 (19207)	EA	1	*	*	*	*	*	*	6	10	267	36
P-F	5305-269-3211	SCREW, CAP, HEXAGON HEAD: GEARBOX GASKET MS90725-60 (96906)	EA	8	*	*	*	*	*	*	6	10	267	37
X1		SHIM: GEARBOX 10900042 (19207)		1									267	38
X1		SHIM: GEARBOX 10900043 (19207)		1									267	38
X1		PLUG: GEARBOX 444673 (19207)		1									267	39
P-F	2520-767-5433	HOUSING, GEARBOX: 10875171 (19207)	EA	1	*	*	*	*	*	*	4	5	267	40
X1		PLUG: GEARBOX 502398 (21450)		2									267	41
P-F	2520-134-1204	SHAFT, SHOULDERED: GEARBOX 10876271 (19207)	EA	1	*	*	*	*	*	*	6	10	267	42
P-F	2590-933-9578	SPACER, SLEEVE: BEVEL GEARBOX SHAFT 10911094 (19207)	EA	1	*	*	*	*	*	*	6	10	267	43
P-F	2590-933-9583	HOUSING, DRIVE AND BEVEL GEAR: 10876248 (19207)	EA	1	*	*	*	*	*	*	4	5	267	44
P-F	2590-933-9582	YOKE DRIVE, BEVEL GEAR: 10876290 (19207)	EA	1	*	*	*	*	*	*	6	10	267	45
P-F	4730-044-4688	PLUG, PIPE: GEARBOX HOUSING 44688 (24617)	EA	1	*	*	*	*	*	*	10	20	267	46
P-F	4730-639-9923	PLUG, PIPE: GEARBOX 444679 (24617)	EA	1	*	*	*	*	*	*	6	10	267	47
P-F	2590-972-2643	GEAR, BEVEL: GEARBOX (COMPONENT OF GEAR SET, BEVEL MATCHED, FSN 2590-930-9254) 10876289 (19207)	EA	1	*	*	*	*	*	*	6		267	48
P-F	4820-726-4719	VALVE, AIR PRESSURE: GEARBOX COVER 5196397 (19207)	EA	2	*	*	*	*	*	*	6	10	267	49
P-F	5330-285-1346	SEAL, PLAIN ENCASED: OIL PINION SHAFT UPPER, BEVEL GEARBOX A145910 (19207)	EA	1	*	*	*	*	*	*	6	10	267	50
P-F	2590-933-9584	DRIVE ASSEMBLY, GEAR: 10876251 (19207)	EA	1	*	*	*	*	*	*	6	10	268	1



(1) SMR Code	(2) Federal Stock Number	(3) DESCRIPTION	(4) UNIT of meas	(5) Qty inc. in Unit	(6) 30-day DS maint allowance			(7) 30-day GS maint allowance			(8) 1-yr alw per 100 equip cnt- gcy	(9) Depot alw per 100 equip	(10) Illustration	
					(a) 1-20	(b) 21-50	(c) 51-100	(a) 1-20	(b) 21-50	(c) 51-100			(a) Figure No.	(b) Item No.
Reference Number & Mfr. Code			Usable On Code											
2001-HOIST, WINCH, CRANE ASSEMBLY-CONTINUED														
P-F	5305-269-2807	SCREW,CAP,HEXAGON HEAD: ADAPTER DRIVE END MS90726-64 (96906)	EA	6	*	*	*	*	*	*	6	10	268	2
P-F	5310-261-7340	WASHER,LOCK:ADAPTER DRIVE END MS35338-8 (96906)	EA	16	*	*	*	*	*	*	6	10	268	3
P-F	2590-522-1447	GASKET:ADAPTER DRIVE END, TRANSFRE DRIVE 10876129 (19207)	EA	1	*	*	*	*	*	*	10	20	268	4
P-F	5340-806-4636	RING,RETAINING: TRANSFER DRIVE MS16625-315 (96906)	EA	1	*	*	*	*	*	*	6	10	268	5
P-F	3110-554-5302	BEARING,BALL,ANNULAR: DRIVE SHAFT 1208 (21760)	EA	1	*	*	*	*	*	*	6	10	268	6
X1		HOUSING: DRIVE ASSEMBLY 10876245 (19207)		1									268	7
P-F	4820-726-4719	VALVE,AIR PRESSURE: HOUSING 5196397 (19207)	EA	1	*	*	*	*	*	*	4	5	268	8
X1		KEY:DRIVE SHAFT 108626 (21450)		2									268	9
X1		SHAFT:DRIVE ASSEMBLY 10876421 (19207)		1									268	10
X1		PLUG: BEVEL GEAR HOUSING 444673 (21450)		1									268	11
P-F	4730-044-4688	PLUG,PIPE:BEVEL GEAR HOUSING 444688 (21450)	EA	1	*	*	*	*	*	*	6	10	268	12
P-F	5310-584-5272	WASHER,LOCK:BEVEL YOKE MS35338-48 (96906)	EA	1	*	*	*	*	*	*	6	10	268	13
P-F	5305-269-2811	SCREW,CAP,HEXAGON HEAD:SHAFT ASSEMBLY MS90726-67 (96906)	EA	6	*	*	*	*	*	*	6	10	268	14
P-F	2590-504-9039	SHAFT ASSEMBLY:POWER DIVIDER TO BEVEL GEARBOX 10876162 (19207)	EA	1	*	*	*	*	*	*	6	10	268	15
P-F	5305-226-7767	SCREW:BEVEL YOKE MS90726-109 (96906)	EA	1	*	*	*	*	*	*	6	10	268	16
P-F	5310-595-5839	WASHER,FLAT:BEVEL YOKE 8330414 (19207)	EA	1	*	*	*	*	*	*	6	10	268	17
P-F	2590-087-9196	YOKE,FITTING,BEVEL:BEVEL GEAR HOUSING 10876422 (19207)	EA	1	*	*	*	*	*	*	6	10	268	18
P-F	5305-269-2803	SCREW,CAP,HEXAGON HEAD:BEVEL GEAR HOUSING MS90726-60 (96906)	EA	4	*	*	*	*	*	*	6	10	268	19
P-F	2590-933-9583	HOUSING, DRIVE AND BEVEL GEAR: 10876248 (19207)	EA	1	*	*	*	*	*	*	4	5	268	20

(1) SMR Code	(2) Federal Stock Number	(3) DESCRIPTION	(4) UNIT of meas	(5) Qty inc. in Unit	(6) 30-day DS maint allowance			(7) 30-day GS maint allowance			(8) 1-yr alw per 100 equip cnt- gcy	(9) Depot maint per 100 equip	(10) Illustration	
					(a) 1-20	(b) 21-50	(c) 51-100	(a) 1-20	(b) 21-50	(c) 51-100			(a) Figure No.	(b) Item No.
2001-HOIST, WINCH, CRANE ASSEMBLY-CONTINUED														
X1		PLUG:BEVEL GEAR HOUSING 502398 (21450)		1									268	21
P-F	5330-350-5248	GASKET:BEVEL GEAR HOUSING 6210696 (19207)	EA	1	*	*	*	*	*	*	10	20	268	22
P-F	2590-533-3388	BOOT, DUST AND MOISTURE SEAL:DRIVE 10876430 (19207)	EA	1	*	*	*	*	*	*	10	20	269	23
P-O-R	2590-179-5581	BOOM ROLLER ASSEMBLY: 10876227 (19207)	EA	1	*	*	*	*	*	*	4	5	269	1
P-F		SCREW:ROLLER SUPPORT MS90726-112 (96906)	EA	8	*	*	*	*	*	*	6	10	269	2
P-F	5310-584-5272	WASHER,LOCK:ROLLER SUPPORT MS35338-48 (96906)	EA	8	*	*	*	*	*	*	6	10	269	3
X1		SUPPORT:BOOM ROLLER 10876412 (19207)		2									269	4
X1		SHIM:ROLLER SUPPORT 10900004 (19207)		1									269	5
X1		SHIM:ROLLER SUPPORT 10900004 (19207)		1									269	5
X1		SHIM:ROLLER SUPPORT 10900005 (19207)		1									269	5
P-F	2590-221-4824	HOUSING,BOOM ROLLER: 10876231 (19207)	EA	1	*	*	*	*	*	*	4	5	269	6
P-F	2590-059-5371	WHEEL BOOM: 10876359 (19207)	EA	2	*	*	*	*	*	*	4	5	269	7
P-F	3110-227-3381	BEARING BALL ANNULAR:BOOM WHEEL 99610LT (21417)	EA	2	*	*	*	*	*	*	6	10	269	8
X1		KEY,WOODRUFF:ROLLER SHAFT 113782 (21450)		2									269	9
P-F	2590-118-8694	SHAFT,SHOULDERED:BOOM ROLLER 10876370 (19207)	EA	1	*	*	*	*	*	*	6	10	269	10
P-O	2590-089-6193	TUBE,ASSEMBLY,HYDRAULIC: 10876130 (19207)	EA	1	*	*	*	*	*	*	6	10	270	1
X1		CLAMP: 10910298 (19207)		7									270	2
P-O	5310-935-9021	NUT,SELF-LOCKING,HEXAGON HEAD: MS51943-35 (96906)	EA	3	*	*	*	*	*	*	6	10	270	3
P-O	5365-557-8555	BUSHING,RUBBER: 10906323 (19207)	EA	10	*	*	*	*	*	*	6	10	270	4
P-O	2520-134-1122	VALVE ASSEMBLY HYDRAULIC: 10900080 (19207)	EA	2							6	10	270	5
P-O	2590-933-9587	TUBE,ASSEMBLY,METAL: 10876428 (19207)	EA	1	*	*	*	*	*	*	6	10	270	6

(1) SMR Code	(2) Federal Stock Number	(3) DESCRIPTION	(4) UNIT of meas	(5) Qty inc. in Unit	(6) 30-day DS maint allowance			(7) 30-day GS maint allowance			(8) 1-yr alw per 100 equip cnt- gcy	(9) Depot alw per 100 equip	(10) Illustration		
					(a) 1-20	(b) 21-50	(c) 51-100	(a) 1-20	(b) 21-50	(c) 51-100			(a) Figure No.	(b) Item No.	
Reference Number & Mfr. Code			Usable On Code												
2001-HOIST, WINCH, CRANE ASSEMBLY-CONTINUED															
P-O	4730-359-4708	UNION: 9409179 (19207)	BD,FJ	EA	3	*	*	*	*	*	*	6	10	270	7
P-O	4730-231-3019	ELBOW,PIPE TO TUBE: MS20822-16 (96906)	BD,FJ	EA	4	*	*	*	*	*	*	6	10	270	8
P-O	4730-456-9831	ELBOW,PIPE TO TUBE: 10900266 (19207)	BD,FJ	EA	2	*	*	*	*	*	*	6	10	270	9
P-O	4730-044-4655	PLUG,PIPE: 444655 (24617)	BD,FJ	EA	4	*	*	*	*	*	*	6	10	270	10
X1		CONNECTOR: 9402714 (19207)	BD,FJ		10									270	11
P-O	4730-193-0883	BUSHING,PIPE: 125915 (21450)	BD,FJ	EA	2	*	*	*	*	*	*	6	10	270	12
P-O	2590-087-9187	TUBE,ASSEMBLY,HYDRAULIC: 10876426 (19207)	BD,FJ	EA	1	*	*	*	*	*	*	6	10	270	13
P-O	2590-522-1449	HOSE ASSEMBLY, RUBBER:HOIST CYLINDER TO RESERVOIR 10876145 (19207)	BD,FJ	EA	2	*	*	*	*	*	*	6	10	270	14
P-O	4720-826-5610	HOSE ASSEMBLY,NONMETALLIC:SWIVEL TO HOIST CYLINDER 10876144 (19207)	BD,FJ	EA	2	*	*	*	*	*	*	6	10	270	15
P-O	4730-087-0313	COUPLING,PIPE: 10913149 (19207)	BD,FJ	EA	4	*	*	*	*	*	*	6	10	270	16
X1		NIPPLE: 191492 (21450)	BD,FJ		2									270	17
X1		UNION: 9409188 (19207)	BD,FJ		4									270	18
P-O	2590-522-1216	HOSE ASSEMBLY,RUBBER:CONTROL VALVE TO BOOM FLOW CONTROL VALVE 10876140 (19207)	BD,FJ	EA	1	*	*	*	*	*	*	6	10	270	19
P-O	2590-133-0988	TUBE ASSEMBLY,METAL: 10900424 (19207)	BD,FJ	EA	1	*	*	*	*	*	*	6	10	270	20
X1		CONNECTOR: 9402791 (19207)	BD,FJ		3									270	21
P-O	4730-439-6028	ADAPTER: 10900108 (19207)	BD,FJ	EA	2	*	*	*	*	*	*	6	10	270	22
P-O	2590-826-5607	HOSE ASSEMBLY,RUBBER:VALVE TO TRAVERSE 10876139 (19207)	BD,FJ	EA	2	*	*	*	*	*	*	6	10	270	23
P-O	2590-826-5606	HOSE ASSEMBLY,RUBBER:VALVE TO HOIST CYLINDER 10876142 (19207)	BD,FJ	EA	1	*	*	*	*	*	*	6	10	270	24

(1) SMR Code	(2) Federal Stock Number	(3) DESCRIPTION	(4) UNIT of meas	(5) Qty inc. in Unit	(6) 30-day DS maint allowance			(7) 30-day GS maint allowance			(8) 1-yr alw per 100 equip cnt- gcy	(9) Depot alw per 100 equip	(10) Illustration		
					(a) 1-20	(b) 21-50	(c) 51-100	(a) 1-20	(b) 21-50	(c) 51-100			(a) Figure No.	(b) Item No.	
Reference Number & Mfr. Code															
Usable On Code															
2001-HOIST, WINCH, CRANE ASSEMBLY-CONTINUED															
P-O	2590-522-1467	HOSE ASSEMBLY,RUBBER:RESERVOIR TO PUMP AND CONTROL VALVE TO HOIST MOTOR 10876146 (19207)	BD,FJ	EA	2	*	*	*	*	*	*	6	10	270	25
P-O	2590-135-6537	FILTER,FLUID,PRESSURE: 10921633 (19207)	BD,FJ	EA	1	*	*	*	*	*	*	6	10	270	26
X1		PLUG: 444673 (21450)	BD,FJ		1	*	*	*	*	*	*	*	*	270	27
P-O	4820-461-4216	COCK,SHUTOFF SCREW: 10900185 (19207)	BD,FJ	EA	1	*	*	*	*	*	*	6	10	270	28
X1		ELBOW: 111001 (21450)	BD,FJ		1									270	29
P-O	2590-826-5605	HOSE ASSEMBLY,RUBBER:OIL RETURN TO RESERVOIR 10876143 (19207)	BD,FJ	EA	1	*	*	*	*	*	*	6	10	270	30
X1		UNION: 9409180 (19207)	BD,FJ		1									270	31
X1		TEE: 218709 (21450)	BD,FJ		2									270	32
P-O	4730-168-2028	ELBOW,PIPE: 10913151 (19207)	BD,FJ	EA	1	*	*	*	*	*	*	6	10	270	33
X1		ELBOW: 10913152 (19207)	BD,FJ		1									270	34
X1		ELBOW: 9402909 (19207)	BD,FJ		1									270	35
P-F	4730-718-2621	CONNECTOR: 940273 (21450)	BD,FJ	EA	1	*	*	*	*	*	*	6	10	270	36
P-O	4730-168-2029	ELBOW PIPE: 10913150 (19207)	BD,FJ	EA	1	*	*	*	*	*	*	6	10	270	37
X1		NIPPLE: 431929 (21450)	BD,FJ		1									270	38
X1		NIPPLE: 219359 (21450)	BD,FJ		1									270	39
P-O	2590-443-4847	REGULATOR,HYDRAULIC: 10900112 (19207)	BD,FJ	EA	1	*	*	*	*	*	*	4	5	270	40
P-O	2540-832-7162	HOSE ASSEMBLY,RUBBER: 8327162 (19207)	BD,FJ	EA	1	*	*	*	*	*	*	6	10	270	41
P-O	5310-950-0039	NUT,SELF-LOCKING,HEXAGON HEAD: MS21044N6 (96906)	BD,FJ	EA	4	*	*	*	*	*	*	6	10	270	42
X1		BLOCK: 10910299 (19207)	BD,FJ		4									270	43

(1) SMR Code	(2) Federal Stock Number	(3) DESCRIPTION	(4) UNIT of meas	(5) Qty inc. in Unit	(6) 30-day DS maint allowance			(7) 30-day GS maint allowance			(8) 1-yr alw per 100 equip cnt- gcy	(9) Depot alw per 100 equip	(10) Illustration	
					(a) 1-20	(b) 21-50	(c) 51-100	(a) 1-20	(b) 21-50	(c) 51-100			(a) Figure No.	(b) Item No.
Reference Number & Mfr. Code													Usable On Code	
2001-HOIST, WINCH, CRANE ASSEMBLY-CONTINUED														
X1		NIPPLE: 187867 (21450)	BD,FJ	2									270	44
P-O	2590-533-3396	HOSE ASSEMBLY,RUBBER:CONTROL VALVE TO HOIST MOTOR 10876530 (19207)	BD,FJ	EA 1	*	*	*	*	*	*	6	10	270	45
X1		UNION: 9409173 (19207)	BD,FJ	1									270	46
X1		ELBOW: 120063 (21450)	BD,FJ	1									270	47
P-O	2590-826-5604	HOSE ASSEMBLY,RUBBER:DRAIN VALVE TO RESERVOIR 10876147 (19207)	BD,FJ	EA 1	*	*	*	*	*	*	6	10	270	48
P-O	4720-177-5787	HOSE ASSEMBLY NON-METALLIC: 10922162 (19207)	BD,FJ	EA 1	*	*	*	*	*	*	6	10	270	49
X1		ELBOW: 120702 (21450)	BD,FJ	1									270	50
X1		COUPLING: 187396 (21450)	BD,FJ	1									270	51
X1		BUSHING: 119931 (21450)	BD,FJ	1									270	
P-O	4730-196-2055	NIPPLE: 105405 (21450)	BD,FJ	EA 1	*	*	*	*	*	*	4	8	270	53
P-O	2590-832-9019	TUBE ASSEMBLY,METAL: 10876424 (19204)	BD,FJ	EA 1	*	*	*	*	*	*	6	10	270	54
X1		TEE: 9403025 (19027)	BD,FJ	EA 1									270	55
NON-ILLUSTRATED														
P-F	2340-602-5734	BOOM SHIPPER,HYDRAULIC CRANE: 7739716 (19207)	JA	EA 1							1	2		
P-F	2520-040-2098	SHAFT:DRIVE,PROPELLER,HYDRAULIC PUMP 8328400 (19207)	JA	EA 1							3	5		
P-F-R	2520-040-2350	MOTOR,HYDRAULIC:SWING ASSEMBLY 8332611 (19207)	JA	EA 1							6	10		
P-F	2520-318-0956	HOSE ASSEMBLY,RUBBER:CLUTCH CONTROL VALVE TO ROTO-CHAMBER 7412581 (19207)	HA,JA,EF	EA 1	*	*	*	*	*	*	4	10		
P-F	2520-318-0972	HOSE ASSEMBLY,RUBBER:TENSIONER CONTROL VALVE TO AIR DIAPHRAGM 8330250 (19207)	HA,JA,EF	EA 1	*	*	*	*	*	*	4	10		

(1) SMR Code	(2) Federal Stock Number	(3) DESCRIPTION	(4) UNIT of meas	(5) Qty inc. in Unit	(6) 30-day DS maint allowance			(7) 30-day GS maint allowance			(8) 1-yr alw per 100 equip cnt-gcy	(9) Depot alw per 100 equip	(10) Illustration (a) Figure No. (b) Item No.	
Reference Number & Mfr. Code			Usable On Code		(a)	(b)	(c)	(a)	(b)	(c)				
2001-HOIST, WINCH, CRANE ASSEMBLY-CONTINUED														
NON-ILLUSTRATED-CONTINUED														
P-F	2520-692-6147	PLATE,PRESSURE:VANE MOTOR,SUBASSEMBLY 8332610 (19207)	JA,EF	EA	1	*	*	*	*	*	*	4	5	
P-O	2520-692-6165	CHAIN:REAR WINCH DRIVE (USED WITH SPROCKET, FSN 2520-288-0846 AND FSN 2590-569-8942) (USED ON VEHICLES AFTER SERIAL NO. 2427 M62 AND ALL M543 VEHICLES) 126658R91 (31007)	HA,BD,FJ	EA	1	*	*	*	*	*	*	4	5	
P-O	2520-740-9243	LEVER,CONTROL,POWER: CONTROL RELAY CAM, WITH WELDED SHAFT 7409243 (19207)	AK	EA	1	*	*	*	*	*	*	3	5	
P-O	2520-740-9245	RELAY CONTROL:WITH CAM AND SHAFT 7409245 (19207)	AK	EA	1	*	*	*	*	*	*	3	5	
P-F	2520-740-9813	CHANNEL:TENSION, TOP, FRONT WINCH 7409813 (19207)	AD	EA	1	*	*	*	*	*	*	3	5	
P-F	2520-741-7085	CHAIN:WINCH SPROCKET (USED WITH SPROCKET, FSN 2520-287-8678 AND FSN2590-287-8678) (USED ON VEHICLES THROUGH SERIAL NO. 2427 M62 AND ALL M543 VEHICLES) 20X59 (24076)	HA,BD,FJ	EA	1	*	*	*	*	*	*	4	5	
P-O	2520-832-7203	TUBE ASSEMBLY:CRANE CYLINDER HEADLINE TO VALVE 8327203 (19207)	HA,JA,EF	EA	1	*	*	*	*	*	*	4	10	
P-O	2520-832-7204	TUBE HOIST VALVE: FRONT PORT TO HOIST VANE MOTOR, 8327204 (19207)	HA,JA,EF	EA	1	*	*	*	*	*	*	4	10	
P-O	2520-832-7206	TUBE ASSEMBLY,METAL: REAR BOOM CROWN VALVE PORT TO RAM CENTER HOSE 8327206 (19207)	HA,JA,EF	EA	1	*	*	*	*	*	*	4	10	
P-F	2530-270-8830	SHIM:HOIST AIR CLUTCH RELEASE BRAKE VALVE 7347819 (19207)	HA	EA	V	*	*	*	*	*	*	4	5	
P-F	2530-367-4546	SHIM:HOIST AIR CLUTCH RELEASE BRAKE VALVE 7347820 (19207)	HA	EA	V	*	*	*	*	*	*	4	5	
P-F	2540-604-5775	BOOM EXTENSION,HYDRAULIC CRANE: 7739718 (19207)	JA,ER	EA	1	*	*	*	*	*	*	1	2	
P-O	2540-832-7160	HOSE EXTENSION,NONMETALLIC: RELIEF VALVE TO SWIVEL VALVE PLUG OUTLET 8327160 (19207)	HA,JA,EF	EA	1	*	*	*	*	*	*	4	10	

(1) SMR Code	(2) Federal Stock Number	(3) DESCRIPTION  Reference Number & Mfr. Code	(4) UNIT of meas	(5) Qty inc. in Unit	(6) 30-day DS maint allowance			(7) 30-day GS maint allowance			(8) 1-yr alw per 100 equip cnt-	(9) Depot maint alw per 100 equip	(10) Illustration	
					(a) 1-20	(b) 21-50	(c) 51-100	(a) 1-20	(b) 21-50	(c) 51-100			(a) Figure No.	(b) Item No.
2001-HOIST, WINCH, CRANE ASSEMBLY-CONTINUED														
NON-ILLUSTRATED-CONTINUED														
P-F	2540-930-6580	CHAIN WITH HOOK:WINCH ASSEMBLY 20,000 LBS. CAPACITY 10944639-3 (19207)	AD	FT	V	*	*	*	*	*	*	4	5	
P-F	2590-449-5059	VALVE,ASSEMBLY CONTROL: 11621117 (19207)	BD,FJ	EA	1	*	*	*	*	*	*	4	10	
P-	2590-533-3386	SEAL,OIL,DRIVE SHAFT: TRANSFER TO PUMP 10876533 (19207)	BD,FJ	EA	2	*	*	*	*	*	*	10	20	
P-F	2590-533-3400	BOOT,DUST AND MOISTURE SEAL: OIL PUMP COVER (1), CRANE SWINGER MOTOR (1), HOIST MOTOR (1) 10876534 (19207)	BD,FJ	EA	3	*	*	*	*	*	*	10	20	
P-O	2590-679-9648	CLAMP ASSEMBLY:TWO BAR UNIVERSAL 6799648 (19207)	HA	EA	2	*	*	*	*	*	*	4	5	
P-O	2590-692-6173	TUBE ASSEMBLY,METAL: BOOM LIFT VALVE REAR PORT TO HOSE 8333354 (19207)	JA,EF	EA	1	*	*	*	*	*	*	4	8	
P-O	2590-692-6174	TUBE ASSEMBLY,METAL: HOIST VALVE FRONT PORT TO HOSE 8333355 (19207)	JA,EF	EA	1	*	*	*	*	*	*	4	8	
P-O	2590-692-6175	TUBE ASSEMBLY,METAL: HOIST VALVE REAR PORT TO HOSE 8333356 (19207)	JA,EF	EA	1	*	*	*	*	*	*	4	8	
P-O	2590-692-6177	TUBE ASSEMBLY,METAL: CROWN VALVE REAR PORT TO HOSE 8333358 (19207)	JA,EF	EA	1	*	*	*	*	*	*	4	8	
P-O	2590-729-7088	HOSE ASSEMBLY,RUBBER: CONTROL VALVE TO PUMP 10876138 (19207)	BD,FJ	EA	1	*	*	*	*	*	*	4	10	
P-F	2590-740-9847	PUMP,HYDRAULIC POWER DIVIDER: 7409847 (19207)	JA,EF	EA	1	*	*	*	*	*	*	6	10	
P-H	2590-740-9934	GEAR,WORM WHEEL:	HA,FJ,BD	EA	1				*	*	*	4	5	
P-F	2590-741-2380	BRACKET:SUPPORT ANGLE 7412380 (19207)	AD	EA	2	*	*	*	*	*	*	2	5	
P-O	2590-826-5609	HOSE ASSEMBLY,RUBBER:FLOW CONTROL VALVE TO BOOM CYLINDER 10876141 (19207)	BD,FJ	EA	1	*	*	*	*	*	*	4	10	
P-O	2590-832-7166	HOSE ASSEMBLY,RUBBER:LIFT RAM HEAD TO REAR VALVE PORT TUBE 8327166 (19207)	HA,JA,EF	EA	1	*	*	*	*	*	*	4	10	

(1) SMR Code	(2) Federal Stock Number	(3) DESCRIPTION	(4) UNIT of meas	(5) Qty inc. in Unit	(6) 30-day DS maint allowance			(7) 30-day GS maint allowance			(8) 1-yr alw per 100 equip cnt-	(9) Depot maint per 100 equip	(10) Illustration	
					(a) 1-20	(b) 21-50	(c) 51-100	(a) 1-20	(b) 21-50	(c) 51-100			(a) Figure No.	(b) Item No.
Reference Number & Mfr. Code			Usable On Code											
2001-HOIST, WINCH, CRANE ASSEMBLY-CONTINUED														
NON-ILLUSTRATED-CONTINUED														
P-O	2590-832-7169	HOSE ASSEMBLY,RUBBER:SWIVEL VALVE PLUG TO RELIEF VALVE 8327169 (19207)	EA	1	*	*	*	*	*	*	4	10		
P-O	2590-832-7171	HOSE ASSEMBLY,RUBBER:LOW PORT JUNCTION BLOCK TO LEFT SWING MOTOR 8327171 (19207)	EA	1	*	*	*	*	*	*	4	10		
P-O	2590-832-7175	HOSE ASSEMBLY,RUBBER:REAR HOIST VALVE PORT TUBE TO HOIST VANE MOTOR 8327175 (19207)	EA	1	*	*	*	*	*	*	4	10		
P-O	2590-832-7178	HOSE ASSEMBLY,RUBBER:VALVE PORT TUBE TO RAM CENTER 8327178 (19207)	EA	1	*	*	*	*	*	*	4	10		
P-O	2590-832-7201	TUBE ASSEMBLY,METAL:VALVE BANK TO SWIVEL VALVE BODY 8327201 (19207)	EA	1	*	*	*	*	*	*	4	8		
P-O	2590-832-7202	TUBE ASSEMBLY,METAL:FRONT VALVE PORT TO REAR 8327202 (19207)	EA	1	*	*	*	*	*	*	4	8		
P-O	2590-832-7205	TUBE ASSEMBLY,METAL:REAR HOIST VALVE PORT TO HOIST VAN MOTOR 8327205 (19207)	EA	1	*	*	*	*	*	*	4	8		
P-O	2590-832-7207	TUBE ASSEMBLY,METAL:FRONT BOOM CROWD VALVE PORT TO RAM TOP HOSE 8327207 (19207)	EA	1	*	*	*	*	*	*	4	8		
P-H	3010-530-8321	SPRING,HELICAL COMPRESSION:RELIEF VALVE 7409649 (19207)	EA	1	*	*	*	*	*	*	6	10		
P-F	3110-100-3568	CONE AND ROLLERS,TAPERED ROLLER BEARING:PIVOT POST PINION 705007 (21450)	EA	2	*	*	*	*	*	*	4	5		
P-F	3110-155-6745	BEARING,BALL,ANNULAR:SHIPPER ROLLER 700658 (21450)	EA	4	*	*	*	*	*	*	6	8		
P-F	3120-740-9949	HEARING ASSEMBLY END FRAME: 7409949 (19207)	EA	1	*	*	*	*	*	*	6	8		
P-F	3830-546-4762	CABLE ASSEMBLY,FLEXIBLE:THROTTLE CONTROL 8735973 (19207)	EA	1	*	*	*	*	*	*	3	5		
P-F	3830-625-6281	PIN ASSEMBLY:UPPER SHIPPER BRACE 8331881 (19207)	EA	2	*	*	*	*	*	*	6	10		
P-O	3830-832-7168	HOSE ASSEMBLY,RUBBER:VALVE TO SWIVEL BODY 8327168 (19207)	EA	1	*	*	*	*	*	*	4	10		



(1) SMR Code	(2) Federal Stock Number	(3) DESCRIPTION	(4) UNIT of meas	(5) Qty inc. in Unit	(6) 30-day DS maint allowance			(7) 30-day GS maint allowance			(8) 1-yr alw per 100 equip cnt- gcy	(9) Depot maint alw per 100 equip	(10) Illustration	
					(a) 1-20	(b) 21-50	(c) 51-100	(a) 1-20	(b) 21-50	(c) 51-100			(a) Figure No.	(b) Item No.
Reference Number & Mfr. Code			Usable On Code		(a)	(b)	(c)	(a)	(b)	(c)				
2001-HOIST, WINCH, CRANE ASSEMBLY-CONTINUED														
NON-ILLUSTRATED-CONTINUED														
P-O	3830-832-7176	HOSE ASSEMBLY,RUBBER:FRONT HOIST VALVE PORT TUBE TO HOIST VANE MOTOR, AND LIFT RAM BASE TO FRONT PORT 8327176 (19207)	HA,JA,EF	EA	2	*	*	*	*	*	*	4	10	
P-O	3830-832-7179	HOSE ASSEMBLY,RUBBER:HOIST VANE MOTOR TO SWIVEL VALVE BODY 8327179 (19207)	HA,JA,EF	EA	1	*	*	*	*	*	*	4	10	
P-F	4010-129-6046	CHAIN,WELDED:REAR SPADE SAFETY CLOSE WINCH CABLE (6 FEET) RR-C-271 (81348)	HA,JA,EF	FT	V	*	*	*	*	*	*	4	5	
P-O	4010-274-5170	LINK,CHAIN,SWING:WINCH CABLE 7717025 (19207)	BD,HA,JA,EF	EA	2	*	*	*	*	*	*	4	8	
P-O	4010-274-6817	ROPE,WIRE:STEEL 280 FEET RRW00410 (81348)	AD	FT	V	*	*	*	*	*	*	4	5	
P-O	4010-274-6840	LINK CHAIN END:WINCH CABLE 7717009 (19207)	HA,FJ,BD	EA	2	*	*	*	*	*	*	4	8	
P-O	4010-285-4208	CABLE:HOIST 7409975 (19207)	HA,FJ,BD	EA	1	*	*	*	*	*	*	4	8	
P-O	4010-286-5535	CHAIN:WELDED, LINK, WINCH CABLE 6 FEET H008-0819783 (19207)		EA	1	*	*	*	*	*	*	4	5	
P-F	4030-163-0802	HOOK,HOIST:WINCH CABLE MILH13568 (81349)	HA,FJ,BD	EA	1	*	*	*	*	*	*	2	5	
P-O	4030-350-8963	CLIP,WIRE ROPE: 500821 (21450)	HA,JA,EF	EA	4	*	*	*	*	*	*	6	10	
P-O	4710-162-1022	PIPE,STEEL:HYDRAULIC TANK ELBOW TO HYDRAULIC PUMP HOSE 3 1/8 IN. WWP406 (81348)	HA	FT	V	*	*	*	*	*	*	2	5	
P-O	4710-289-2913	PIPE,STEEL:HYDRAULIC TANK TO RELIEF VALVE (12 INCHES) WWP404 (81348)	HA,JA,EF	FT	V	*	*	*	*	*	*	2	5	
P-O	4710-639-9879	TUBE,STEEL: 44T35330-540 (19207)	HA,JA,EF	EA	1	*	*	*	*	*	*	2	5	
P-O	4720-189-9715	TUBING,RUBBER:1 5/8 IN. ZZT831 (81348)	HA,JA,EF	EA	V	*	*	*	*	*	*	4	10	
P-O	4720-203-1159	HOSE,NONMETALLIC:RETURN LINE 5 1/2 MILH7938 (81349)	HA,JA,EF	FT	1	*	*	*	*	*	*	4	10	
P-O	4720-289-2618	HOSE,NONMETALLIC:SWIVEL VALVE TO REAR PORT OF SWING MOTOR 5 FT. H25-1 (79470)	JA,EF	FT	V	*	*	*	*	*	*	4	10	

(1) SMR Code	(2) Federal Stock Number	(3) DESCRIPTION	(4) UNIT of meas	(5) Qty inc. in Unit	(6) 30-day DS maint allowance			(7) 30-day GS maint allowance			(8) 1-yr alw per 100 equip cnt- gcy	(9) Depot maint per 100 equip	(10) Illustration	
					(a) 1-20	(b) 21-50	(c) 51-100	(a) 1-20	(b) 21-50	(c) 51-100			(a) Figure No.	(b) Item No.
Reference Number & Mfr. Code			Usable On Code											
2001-HOIST, WINCH, CRANE ASSEMBLY-CONTINUED														
NON-ILLUSTRATED-CONTINUED														
P-O	4720-528-2940	HOSE ASSEMBLY, NONMETALLIC: HOIST MOTOR DRAIN LINE 8328167 (19207)	HA, JA, EF	EA	1	*	*	*	*	*	*	4	10	
P-O	4720-528-2947	HOSE ASSEMBLY, NONMETALLIC: SWING VALVE FRONT PORT TO SWIVEL VALVE BODY 8327164 (19207)	HA, JA, EF	EA	1	*	*	*	*	*	*	4	10	
P-O	4720-566-7145	HOSE, RUBBER: PUMP TO TANK HYDRAULIC CRANE HCF4414 (04636)	HA, JA, EF	EA	1	*	*	*	*	*	*	4	10	
P-O	4720-692-6169	HOSE ASSEMBLY, NONMETALLIC: SWIVEL VALVE TO FRONT PORT OF SWING MOTOR 8333343 (19207)	JA, EF	EA	1	*	*	*	*	*	*	4	10	
P-O	4720-832-7161	HOSE ASSEMBLY, NONMETALLIC: RELIEF VALVE TO SWIVEL VALVE PLUG, INLET 83727161 (19207)	HA, JA, EF	EA	1	*	*	*	*	*	*	4	10	
P-O	4720-832-7170	HOSE ASSEMBLY, NONMETALLIC: JUNCTION BLOCK TO RIGHT SWING MOTOR, 23 IN. LONG 8327170 (19207)	HA, JA, EF	EA	2	*	*	*	*	*	*	4	10	
P-O	4720-832-7172	HOSE ASSEMBLY, NONMETALLIC: HIGH PORT JUNCTION BLOCK TO LEFT SWING MOTOR 8327172 (19207)	HA	EA	1	*	*	*	*	*	*	4	10	
P-O	4720-832-7174	HOSE ASSEMBLY, NONMETALLIC: VALVE BANK TO SWIVEL VALVE BODY DRAIN LINE 8327174 (19207)	HA, JA, EF	EA	1	*	*	*	*	*	*	4	10	
P-O	4720-832-7177	HOSE ASSEMBLY, NONMETALLIC: VALVE PORT TUBE TO RAM TOP ELBOW 8327177 (19207)	HA, JA, EF	EA	1	*	*	*	*	*	*	4	10	
P-O	4730-010-6644	PLUG, PIPE: HYDRAULIC RELIEF VALVE 264057R1 (31007)	HA	EA	1	*	*	*	*	*	*	4	5	
P-O	4730-018-9566	PLUG, PIPE: ROLLER PIN G1251 (24617)	AS	EA	2	*	*	*	*	*	*	4	5	
P-O	4730-019-3450	NUT, TUBE COUPLING: COMPRESSION, SAFETY SLEEVE 193450 (21450)	HA, JA, EF	EA	2	*	*	*	*	*	*	6	8	
P-O	4730-044-4692	PLUG, PIPE: END FRAME 444692 (72582)	AD	EA	1	*	*	*	*	*	*	4	5	
P-O	4730-187-1417	BUSHING: PIPE, REDUCING, HOIST VANE MOTOR HOSE TO SWIVEL VALVE TEE 116524 (21450)	HA, JA, EF	EA	1	*	*	*	*	*	*	4	8	

(1) SMR Code	(2) Federal Stock Number	(3) DESCRIPTION	(4) UNIT of meas	(5) Qty in Unit	(6) 30-day DS maint allowance			(7) 30-day GS maint allowance			(8) 1-yr alw per 100 equip cnt-gcy	(9) Depot alw per 100 equip	(10) Illustration (a) Figure No. (b) Item No.	
Reference Number & Mfr. Code			Usable On Code		(a)	(b)	(c)	(a)	(b)	(c)				
2001-HOIST, WINCH, CRANE ASSEMBLY-CONTINUED														
NON-ILLUSTRATED-CONTINUED														
P-O	4730-196-1493	NIPPLE,PIPE:DRAIN LINE N155-46821 (81348)	JA,EF	EA	1	*	*	*	*	*	*	4	8	
P-O	4730-197-6626	NIPPLE,PIPE:RELIEF VALVE TEE TO HYDRAULIC TANK 218339 (24617)	HA,EF,JA	EA	1	*	*	*	*	*	*	4	8	
P-O	4730-200-0515	COUPLING,PIPE:HYDRAULIC TANK TO SWIVEL VALVE BODY PLUG HOSE 8327142 (19207)	HA,JA,EF	EA	1	*	*	*	*	*	*	4	8	
P-O	4730-202-6672	BUSHING PIPE:SHOULDER,RELIEF VALVE TO TEE (1) AND HOIST VANE MOTOR TO ELBOW 2) 10203 (61848)	HA,JA,EF	EA	3	*	*	*	*	*	*	4	8	
P-O	4730-249-2031	TEE,PIPE:DRAIN HOSE FROM SWIVEL VALVE AND SWING MOTOR TO TANK X5248 (14351)	JA,EF	EA	1	*	*	*	*	*	*	4	8	
P-O	4730-265-6907	NIPPLE,PIPE:LIFT RAM HEAD TO ELBOW, HOIST VANE MOTOR ELBOW TO CHECK VALVE, AND RELIEF VALVE TO TEE 8330131 (19207)	HA,JA,EF	EA	3	*	*	*	*	*	*	4	8	
P-O	4730-277-2654	BUSHING,PIPE:BOOM HOIST MOTOR OIL INLET WWP471 TYPE 1 (81348)	HA	EA	2	*	*	*	*	*	*	4	8	
P-O	4730-277-6851	ADAPTER,STRAIGHT PIPE: HOSE, FLARED TUBE, ASSEMBLY REAR HOIST VALVE PORT TUBE TO HOIST MOTOR 90 (01292)	HA,JA,EF	EA	1	*	*	*	*	*	*	4	8	
P-O	4730-277-9735	SLEEVE CLINCH,TUBE-HOSE FITTING: CROWD VALVE FRONT PORT TO HOSE 8165X18 (79470)	JA,EF	EA	2	*	*	*	*	*	*	4	8	
P-O	4730-278-2062	CLAMP HOSE:HYDRAULIC TANK TO PUMP HOSE 7057810 (19207)	HA,JA,EF	EA	4	*	*	*	*	*	*	4	8	
P-O	4730-278-8765	SLEEVE,COMPRESSION,TUBE-HOSE FITTING: MS39177-5 (96906)	HA	EA	4	*	*	*	*	*	*	4	8	
P-O	4730-289-3273	ELBOW PIPE:VALVE BANK TO SWIVEL VALVE BODY HOSE SWING VALVE REAR PORT TO SWIVEL VALVE BODY AND SWIVEL VALVE FRONT PORT TO SWIVEL VALVE BODY B7261583 (19207)	HA	EA	3	*	*	*	*	*	*	4	5	
P-O	4730-289-5176	PLUG PIPE: MS49005-8 (96906)	AK	EA	1	*	*	*	*	*	*	4	5	

(1) SMR Code	(2) Federal Stock Number	(3) DESCRIPTION	(4) UNIT of meas	(5) Qty inc. in Unit	(6) 30-day DS maint allowance	(7) 30-day GS maint allowance	(8) 1-yr alw per 100 equip cnt- gcy	(9) Depot maint alw per 100 equip	(10) Illustration maint (a) Figure No.	(b) Item No.		
Reference Number & Mfr. Code			Usable On Code			(a)	(b)	(c)	(a)	(b)	(c)	
						1-20	21-50	51-100	1-20	21-50	51-100	
2001-HOIST, WINCH, CRANE ASSEMBLY-CONTINUED												
NON-ILLUSTRATED-CONTINUED												
P-O	4730-335-2478	ADAPTER,STRAIGHT TUBE:REAR HOIST VALVE PORT TUBE TO HOIST VANE MOTOR 8334000 (19207)	HA	EA	1	*	*	*	*	*	4	8
P-O	4730-338-1865	NIPPLE,PIPE:ELBOW TO RELIEF VALVE PRESSURE SIDE PUMP 8333346 (19207)	JA,EF	EA	1	*	*	*	*	*	4	8
P-O	4730-338-1868	NIPPLE,PIPE:ELBOW TO ELBOW PRESSURE SIDE PUMP 8333347 (19207)	JA,EF	EA	1	*	*	*	*	*	4	8
P-O	4730-338-1869	NIPPLE,PIPE:TEE TO ELBOW RETURN LINE 8333348 (19207)	JA,EF	EA	1	*	*	*	*	*	4	8
P-O	4730-338-1870	ADAPTER,STRAIGHT PIPE: ELBOW TO RETURN LINE TANK HOSE 8333349 (19207)	JA,EF	EA	1	*	*	*	*	*	4	8
P-O	4730-338-1874	NIPPLE,PIPE:RELIEVE VALVE REDUCER TO RETURN LINE TEE 8333350 (19207)	JA,EF	EA	1	*	*	*	*	*	4	8
P-O	4730-338-1876	NIPPLE,PIPE:CROWD RAM TOP TO ELBOW 8333351 (19207)	JA,EF	EA	1	*	*	*	*	*	4	8
P-O	4730-545-8615	ADAPTER,STRAIGHT,PIPE TO HOSE: SUCTION LINE 169757R91 (31007)	HA,JA,EF	EA	2	*	*	*	*	*	4	8
P-O	4730-545-8616	CLAMP,HOSE:PUMP TO TANK 169756R1 (31007)	HA,JA,EF	EA	4	*	*	*	*	*	4	8
P-O	4730-590-7839	UNION PIPE TO HOSE: SWIVEL END RELIEF VALVE OUTLET (1), CONTROL VALVE BANK INLET LINE TO CONTROL VALVE BANK (1), SWIVEL VALVE NIPPLE COUPLING TO SWING MOTOR JUNCTION BLOCK LINES (2), AND AND RESERVOIR INLET TEE (1) 9409170 (19207)	HA,JA,EF	EA	5	*	*	*	*	*	4	8
P-F	4730-639-9978	ADAPTER,STRAIGHT PIPE:CYLINDER HEAD 591384 (21450)	AK	EA	2	*	*	*	*	*	4	8
P-O	4730-699-8472	UNION,PIPE:PUMP TO RELIEF VALVE 8332093 (19207)	HA,JA,EF	EA	1	*	*	*	*	*	4	8
P-O	4730-832-7152	ELBOW,PIPE:SWIVEL JUNCTION BLOCK HOSE TO RIGHT SWING MOTOR AND JUNCTION BLOCK HOSE TO LEFT MOTOR 8327152 (19207)	JA,3G,JA,EF	EA	2	*	*	*	*	*	4	5
P-O	4730-832-7180	NIPPLE,PIPE:SWIVEL ELBOW TO RIGHT SWING MOTOR AND SWIVEL ELBOW TO LEFT SWING MOTOR 8327180 (19207)	HA,JA,EF	EA	2	*	*	*	*	*	4	8

(1) SMR Code	(2) Federal Stock Number	(3) DESCRIPTION	(4) UNIT of meas	(5) Qty inc. in Unit	(6) 30-day DS maint allowance			(7) 30-day GS maint allowance			(8) 1-yr alw per 100 equip	(9) Depot alw per 100 equip	(10) Illustration (a) Figure No. (b) Item No.	
		Reference Number & Mfr. Code	Usable On Code		(a)	(b)	(c)	(a)	(b)	(c)	cnt-gcy			
2001-HOIST, WINCH, CRANE ASSEMBLY-CONTINUED														
P-O	4730-832-7181	NON-ILLUSTRATED-CONTINUED NIPPLE,PIPE:SWIVEL VALVE BODY TO JUNCTION BLOCK HOSE 8327181 (19207)	HA,JA,EF	EA	2	*	*	*	*	*	*	4	8	
P-O	4730-832-7186	NIPPLE, PIPE LIFT:RAM BASE ELBOW 8327186 (19207)	HA,JA,EF	EA	1	*	*	*	*	*	*	4	8	
P-O	4730-832-7187	NIPPLE,PIPE:LIFT RAM BASE 8327187 (19207)	HA,JA,EF	EA	1	*	*	*	*	*	*	4	8	
P-O	4730-832-7189	NIPPLE,PIPE:HYDRAULIC PUMP ELBOW TO HYDRAULIC RELIEF VALVE ELBOW 8327189 (19207)	HA,EF	EA	1	*	*	*	*	*	*	4	8	
P-O	4730-832-7199	TEE,SWIVEL VALVE:BODY TO HOIST MOTOR DRAIN LINE 8327199 (19207)	HA,JA,EF	EA	1	*	*	*	*	*	*	4	8	
P-O	4730-840-9796	TEE,PIPE:RELIEF VALVE 7096787 (19207)	HA,JA,EF	EA	1	*	*	*	*	*	*	4	8	
P-O	4730-908-3194	CLAMP,HOSE:HYDRAULIC TANK TO RELIEF VALVE TUBE HOSE MS35842-11 (96906)	HA,JA,EF	EA	2	*	*	*	*	*	*	4	8	
P-O	4730-954-1281	PLUG,PIPE:FRONT WINCH MS9005-4 (96906)	AD	EA	1	*	*	*	*	*	*	4	8	
P-H	5305-550-0863	SCREW,CAP:VANE MOTOR 1375 (62983)	HA,JA,EF	EA	4				*	*	*	6	10	
P-F	5305-855-0961	SCREW,TAPPING,THREAD FORMING: RELIEF VALVE 447811 (21450)	HA	EA	1	*	*	*	*	*	*	6	10	
P-F	5305-958-0589	SCREW,MACHINE: MS35207-311 (96906)	AK	EA	1	*	*	*	*	*	*	6	10	
P-H	5306-753-8725	BOLT,INTERNALLY RELIEVED BODY: CABLE DRUM LOCK PLUNGER FRONT WINCH 7538725 (19207)	FRONT WINCH MODELS EXCEPT HA,JA,DC,EF	EA	1				*	*	*	6	10	
P-F	5306-842-8223	BOLT SELF-LOCKING: MS3563-433 (96906)	AK	EA	2	*	*	*	*	*	*	6	10	
P-H	5310-527-7972	WASHER,FLAT:RETAINING INPUT SHAFT END 5277972 (19207)	HA,FJ,BD	EA	2	*	*	*	*	*	*	6	10	
P-F	5310-732-0560	NUT,PLAIN,HEXAGON: CONTROL VALVE LEVER CAM MS51968-14 (96906)	HA,JA,EF	EA	2	*	*	*	*	*	*	6	10	

(1) SMR Code	(2) Federal Stock Number	(3) DESCRIPTION	(4) UNIT of meas	(5) Qty inc. in Unit	(6) 30-day DS maint allowance			(7) 30-day GS maint allowance			(8) 1-yr alw per 100 equip cnt- gcy	(9) Depot maint per 100 equip	(10) Illustration	
					(a) 1-20	(b) 21-50	(c) 51-100	(a) 1-20	(b) 21-50	(c) 51-100			(a) Figure No.	(b) Item No.
Reference Number & Mfr. Code			Usable On Code											
2001-HOIST, WINCH, CRANE ASSEMBLY-CONTINUED														
NON-ILLUSTRATED-CONTINUED														
P-F	5310-740-9894	NUT TROLLEY LOCK: REAR WINCH 7409894 (19207)	HA,BD,EF	EA	1	*	*	*	*	*	*	6	10	
P-F	5310-834-7834	NUT,PLAIN,HEXAGON: CONTROL VALVE LEVER CAM MS35691-37 (96906)	HA,JA	EA	2	*	*	*	*	*	*	6	10	
P-F	5310-842-7783	NUT,PLAIN,HEXAGON: MS35692-53 (96906)	AD	EA	4	*	*	*	*	*	*	6	10	
P-F	5310-880-7744	NUT,PLAIN HEXAGON: FRONT TROLLEY LOCK POPPET LATCH MS519675 (96906)	HA,EF,JA,FJ,BD	EA	1	*	*	*	*	*	*	6	10	
P-F	5315-042-3293	KEY MACHINE:WORM SQUARE MODELS WITH FRONT WINCH 7409197 (19207)	AD	EA	1	*	*	*	*	*	*	6	10	
P-F	5315-298-0995	PIN,LOCK:PIN,BOOM JACK AND SHIPPER BRACES 112782R1 (31007)	HA,JA,EF	EA	7	*	*	*	*	*	*	6	10	
P-F	5315-316-1014	PIN,STRAIGHT HEADED: UPPER,BOOM,STABILIZING TUBES 8333071 (19207)	HA,JA,EF	EA	1	*	*	*	*	*	*	6	10	
P-F	5315-354-8859	PIN GROOVED HEADLESS: SWING MOTOR BASE 7409838 (19207)	HA	EA	2	*	*	*	*	*	*	6	10	
P-F	5315-740-9024	PIN,STRAIGHT:PIVOT,SAFETY BRACE 7409024 (19207)	AK	EA	2	*	*	*	*	*	*	6	10	
P-F	5320-262-6492	RIVET,TUBULAR: MS16536-170 (96907)	AD	EA	9	*	*	*	*	*	*	6	20	
P-F	5320-264-3169	RIVET,TUBULAR: MS16536-99 (96906)	AD	EA	2	*	*	*	*	*	*	6	10	
P-F	5330-196-5314	PACKING,PREFORMED: HYDRAULIC OIL PUMP AN622726 (88044)	BD,FJ	EA	1	*	*	*	*	*	*	6	10	
P-F	5330-198-6190	PACKING,PREFORMED:PUMP ADAPTER OUTLET AM622727 (88044)	BD,FJ	EA	1	*	*	*	*	*	*	6	10	
P-O	5330-740-9613	PACKING,PREFORMED:DRIVE WORM AUTOMATIC BRAKE ADJUSTING SCREW, HOIST WINCH XA-744C (19728)	BD,FJ	EA	2	*	*	*	*	*	*	6	10	
P-F	5330-727-2240	PACKING,PREFORMED:HYDRAULIC PUMP MS29561-229 (96906)	BD,FJ	EA	2	*	*	*	*	*	*	6	10	

(1) SMR Code	(2) Federal Stock Number	(3) DESCRIPTION	(4) UNIT of meas	(5) Qty inc. in Unit	(6) 30-day DS maint allowance			(7) 30-day GS maint allowance			(8) 1-yr alw per 100 equip cnt- gcy	(9) Depot maint alw per 100 equip	(10) Illustration		
					(a) 1-20	(b) 21-50	(c) 51-100	(a) 1-20	(b) 21-50	(c) 51-100			(a) Figure No.	(b) Item No.	
		Reference Number & Mfr. Code													
		Usable On Code													
		2001-HOIST, WINCH, CRANE ASSEMBLY-CONTINUED													
		NON-ILLUSTRATED-CONTINUED													
P-F	5330-740-9697	SEAL OIL:CABLE DRUM GEARCASE END 7409697 (19207)	BD,FJ	EA	2	*	*	*	*	*	*	6	10		
P-F	5340-050-1589	PLUG,EXPANSION:BRAKE CASE MS35638-3 (96906)	AD	EA	1	*	*	*	*	*	*	4	10		
P-F	5340-050-1592	PLUG,EXPANSION:BRAKE CASE 501592 (21450)	HA,BD,FJ	EA	1	*	*	*	*	*	*	4	10		
P-O	5340-740-9648	PLUG:END FRAME 7409684 (19207)	AD	EA	1	*	*	*	*	*	*	4	10		
P-O	5340-809-1492	CLAMP,LOOP:FOR AIR HOSE 573036	HA	EA	5	*	*	*	*	*	*	4	8		
P-O	5340-832-4488	CLAMP,LOOP:DRIVE SHAFT,TRANSFER TO PUMP 3005457 (24076)	BD,FJ	EA	2	*	*	*	*	*	*	4	8		
P-O	5340-832-4489	CLAMP,LOOP:STEEL,TRANSFER TO PUMP DRIVE SHAFT 10876532 (19207)	AD	EA	2	*	*	*	*	*	*	4	10		
P-F	2520-999-7808	PARTS KIT,UNIVERSAL JOINT:(USED WITH SHAFT, FSN 2520-999-7809) 8712087 (19207)	AD	EA	V	*	*	*	*	*	*	6	20		
	5306-050-1238	4-SCREW MS90727-32 (96906)												214	2
	2520-358-9294	2-PLATE 4598J (76260)												214	3
	2520-675-1353	4-WASHER 8917J (76260)												N/1	
		1-SPIDER 112--2102 (76260)												N/1	
		2-BEARING 113-2129 (76260)												N/1	
		2-BEARING 113/2130 (76260)												N/1	
		1-BEARING 113-2131 (76260)												N/1	
P-F	2540-740-9205	PARTS KIT,CONTROL VALVE: 7409205 (19207)	AK	EA	V	*	*	*	*	*	*	6	20		
		CONSISTING OF:													
		1-PLUG 7728-3-10 (81336)												230	2
		1-SPRING 7409073 (19207)												230	3
	3110-100-6153	1-BALL MS19059-51 (96906)												230	4
		1-CAP 7409086 (19207)												230	5
	5365-182-9635	2-SPACER 7409080 (19207)												230	6
	2590-179-3541	1-SPOOL 102955R1 (31007)												230	7
		7-WASHER 7740-38-15 (81336)												230	9
	2520-740-9087	1-TRUNNION 7409087 (19207)												230	12
		1-NUT 7440-3828 (81336)												230	13
	2590-740-9089	1-GASKET 7409089 (19207)												230	14
		7-BOLT 7740-3821 (81335)												230	16

(1) SMR Code	(2) Federal Stock Number	(3) DESCRIPTION	(4) UNIT of meas	(5) Qty inc. in Unit	(6) 30-day DS maint allowance			(7) 30-day GS maint allowance			(8) 1-yr alw per 100 equip cnt- gcy	(9) Depot maint alw per 100 equip	(10) Illustration		
					(a) 1-20	(b) 21-50	(c) 51-100	(a) 1-20	(b) 21-50	(c) 51-100			(a) Figure No.	(b) Item No.	
Reference Number & Mfr. Code													Usable On Code		
2001-HOIST, WINCH, CRANE ASSEMBLY-CONTINUED															
P-F	4320-692-6188	1-PACKING 104443R1 (31007) 1-PLUG 11967 (97025) PARTS KIT,VANE MOTOR: 8333792 (19207) CONSISTING OF: 5330-235-1675 2-PACKING 546895 (21450) 2520-740-9760 1-SEAL 7409760 (19207) 5340-740-9852 1-RING 7409853 (19207) 5315-979-7732 1-KEY MS20066-407 (96906) 5340-536-2714 2-PACKING 117522 (21450) 2520-740-9855 12-VANE 7409855 (19207) 5310-740-9652 1-WASHER 142881 (69283) 5330-054-6894 1-PACKING 546894 (21450)	HA,JA,EF	EA	V	*	*	*	*	*	*	6	20	N/I N/I	
P-F	4320-692-6189	PARTS KIT HYDRAULIC: 8333793 (19207) CONSISTING OF: 2590-740-9653 1-SPRING 7409653 (19207) 2-PACKING 546887 (21450) 1-SEAL 7409641 (19207) 2610-051-9614 1-KEY MS35392-34 (96906) 5340-536-2714 1-RING 117522 (62983) 3930-359-4748 12-VANE 126274 (62983)	HA,JA,EF	EA	V	*	*	*	*	*	*	6	20	N/I N/I	
P-F	2530-447-1148	VALVE REPAIR KIT:CLUTCH AIR CONTROL 221367 (06853) CONSISTING OF: 1-SPRING 203265 (06853) 1-VALVE 5340152 (19207) 1-CUP 7349777 (19207) 5305-207-4380 1-SETScrew 8330409 (19207) 1-BALL 147487 (21450) 1-SPRING 204185 (06853)	HA	EA	V	*	*	*	*	*	*	6	20	253 253 253 253 253 253	4 5 9 21 22 23
P-F	2590-930-9254	GEAR SET,BEVEL,MATCHED: BEVEL GEARCASE ASSEMBLY 5703713 (19207) CONSISTING OF: 2590-972-2644 1-BEVEL GEAR 10876288 (19207) 2590-972-2643 1-BEVEL GEAR 10876289 (19207)	BD,FJ	EA	1	*	*	*	*	*	*	6	10	267 267	30 48



(1) SMR Code	(2) Federal Stock Number	(3) DESCRIPTION	(4) UNIT of meas	(5) Qty inc. in Unit	(6) 30-day DS maint allowance			(7) 30-day GS maint allowance			(8) 1-yr alw per 100 equip cnt- gcy	(9) Depot maint alw per 100 equip	(10) Illustration	
					(a) 1-20	(b) 21-50	(c) 51-100	(a) 1-20	(b) 21-50	(c) 51-100			(a) Figure No.	(b) Item No.
Reference Number & Mfr. Code			Usable On Code											
2001-POWER CONTROL UNIT ASSEMBLY														
P-F-R	2520-741-3950	DIVIDER ASSEMBLY POWER: 7413950 (19207)	EA	1	*	*	*	*	*	*	6	10	271	1
P-H	5305-269-3211	SCREW,CAP,HEXAGON MS90725-60 (96906)	EA	22	*	*	*	*	*	*	8	20	271	2
P-H	5310-637-9541	WASHER,LOCK: MS35338-46 (96906)	EA	42	*	*	*	*	*	*	8	20	271	3
P-H	2520-039-6493	RETAINER:OUTPUT SHAFT (1) INPUT SHAFT (1) 6210670 (19207)	EA	2	*	*	*	*	*	*	3	5	271	4
P-H	5330-350-5248	GASKET:SHAFT COVER 6210696 (19207)	EA	4	*	*	*	*	*	*	10	40	271	5
P-H	3110-554-5302	BEARING,BALL ANNULAR:DRIVESHAFT BEVEL GEAR BOX 1208 (21760)	EA	3	*	*	*	*	*	*	6	10	271	6
P-H	2590-741-4256	GEAR SPUR:SLIDING WINCH OUTPUT SHAFT 7414256 (19207)	EA	1	*	*	*	*	*	*	8	10	271	7
P-H	2520-741-4263	SHAFT WINCH OUTPUT: 7414263 (19207)	EA	1	*	*	*	*	*	*	4	8	271	8
P-H	5310-842-7783	NUT,SLOTTED,HEXAGON: MS35692-53 (96906)	EA	4	*	*	*	*	*	*	6	10	271	9
X1		BRACKET:MOUNTING 10876386 (19207)		1									271	10
X1		CASE,POWERR DIVIDER: 7413945 (19207)		1									271	11
P-H	5330-286-8150	SEAL PLAIN,ENCASED:PUMP OUTPUT SHAFT,INPUT SHAFT AND PUMP SHAFT 500097 (21450)	EA	3	*	*	*	*	*	*	10	40	271	12
P-H	3110-350-7384	PLATE,RETAINING BEARING: 6210708 (19207)	EA	2	*	*	*	*	*	*	3	5	271	13
P-H	5310-527-7972	WASHER,FLAT:INPUT SHAFT 5277972 (19207)	EA	2	*	*	*	*	*	*	6	10	271	14
P-H	5305-269-2804	SCREW,CAP,HEXAGON: MS90726-61 (96906)	EA	2	*	*	*	*	*	*	6	10	271	15
P-H	3110-144-8671	BEARING BALL ANNULAR:INPUT SHAFT 12Z369-33 (10001)	EA	2	*	*	*	*	*	*	6	10	271	16
P-H	2520-741-3946	CLUTCH SLIDING SLEEVE: 7413946 (19207)	EA	2	*	*	*	*	*	*	4	8	271	17
P-H	2520-741-4259	SHAFT SHOULDERS:INPUT 7414259 (19207)	EA	1	*	*	*	*	*	*	4	8	271	18
P-H	2590-741-4267	WASHER,THRUST:INPUT SHAFT GEAR 7414267 (19207)	EA	2	*	*	*	*	*	*	6	10	271	19
P-H	2590-741-4254	GEAR,SPUR:INPUT SHAFT 7414254 (19207)	EA	1	*	*	*	*	*	*	6	10	271	20

(1) SMR Code	(2) Federal Stock Number	(3) DESCRIPTION	(4) UNIT of meas	(5) Qty inc. in Unit	(6) 30-day DS maint allowance			(7) 30-day GS maint allowance			(8) 1-yr alw per 100 equip cnt- gcy	(9) Depot alw per 100 equip	(10) Illustration	
					(a) 1-20	(b) 21-50	(c) 51-100	(a) 1-20	(b) 21-50	(c) 51-100			(a) Figure No.	(b) Item No.
Reference Number & Mfr. Code			Usable	On Code										
2002-POWER CONTROL UNIT ASSEMBLY-CONTINUED														
P-H	3110-120-4371	BEARING,ROLLER,NEEDLE:INPUT SHAFT GEAR 112045R91 (31007)	EA	1	*	*	*	*	*	*	10	40	271	21
X1		ADAPTER:HYDRAULIC PUMP 7413942 (19207)		1									271	22
P-H	5305-269-3213	SCREW,CAP,HEXAGON: MS90725 (96906)	EA	16	*	*	*	*	*	*	8	20	271	23
P-F	4730-044-4655	PLUG,PIPE:PUMP ADAPTER 444655 (24617)	EA	1	*	*	*	*	*	*	4	8	271	24
P-F	2520-741-4252	GASKET:GOVERNOR VALVE ADAPTER (2) AND HYDRAULIC PUMP ADAPTER (1) 7414252 (19207)	EA	3	*	*	*	*	*	*	10	40	271	25
P-H	5305-724-5883	SETSCREW:COUPLING SHAFT MS51963-102 (96906)	EA	1	*	*	*	*	*	*	6	10	271	26
P-H	2520-741-3947	COUPLING,SHAFT,RIGID:PUMP OUTPUT SHAFT 7413947 (19207)	EA	1	*	*	*	*	*	*	6	10	271	27
P-H	2520-091-9767	SEAL:SATIC,HYDRAULIC PUMP COUPLING 8333868 (19207)	EA	1	*	*	*	*	*	*	10	40	271	28
P-H	5315-616-5499	KEY,WOODRUFF: MS35756-22 (96906)	EA	1	*	*	*	*	*	*	6	10	271	29
P-H	2520-741-4261	SHAFT PUMP OUTPUT: 7414261 (19207)	EA	1	*	*	*	*	*	*	4	8	271	30
P-F	4730-088-8665	PLUG PIPE:CASE (1) AND INPUT AND PUMP SHIFTER COVER (1) MS49005-10 (96906)	EA	2	*	*	*	*	*	*	4	8	271	31
P-H	2590-741-4266	WASHER,THRUST:CLUSTER GEAR 7414266 (19207)	EA	2	*	*	*	*	*	*	6	10	271	32
P-H	3110-108-8002	ROLLER ASSEMBLY,JOURNAL:CLUSTER GEAR 112057R91 (31007)	EA	2	*	*	*	*	*	*	6	10	271	33
P-H	2520-741-4255	GEAR,CLUSTER:PUMP OUTPUT SHAFT 7414255 (19207)	EA	1	*	*	*	*	*	*	4	8	271	34
P-H	2520-741-4265	SPACER,GEAR BEARING: 7414265 (19207)	EA	1	*	*	*	*	*	*	4	8	271	35
P-H	3110-516-5490	BEARING BALL ANNULAR:PUMP OUTPUT SHAFT B103787 (06840)	EA	1	*	*	*	*	*	*	6	10	271	36
P-H	5330-050-0036	SEAL,PLAIN,ENCASED:OIL PUMP OUTPUT SHAFT 7205944 (19207)	EA	1	*	*	*	*	*	*	10	40	271	37
X1		ADAPTER: 7413943 (19207)		1									271	38
X1		STUD:POWER DIVIDER HOUSING 10900283 (19207)		4									271	39

(1) SMR Code	(2) Federal Stock Number	(3) DESCRIPTION	(4) UNIT of meas	(5) Qty inc. in Unit	(6) 30-day DS maint allowance			(7) 30-day GS maint allowance			(8) 1-yr alw per 100 equip cnt- gcy	(9) Depot maint alw per 100 equip	(10) Illustration	
					(a) 1-20	(b) 21-50	(c) 51-100	(a) 1-20	(b) 21-50	(c) 51-100			(a) Figure No.	(b) Item No.
Reference Number & Mfr. Code														
Usable On Code														
2002-POWER CONTROL UNIT ASSEMBLY-CONTINUED														
P-H	5305-267-8183	SCREW,CAP,HEXAGON: MS90726-116 (96906)	EA	3	*	*	*	*	*	*	6	10	271	40
P-F	5310-584-5272	WASHER,LOCK: MS35338-48 (96906)	EA	3	*	*	*	*	*	*	6	10	271	41
P-F	2590-235-4362	LEVER SHAFT POWER DIVIDER: 7413944 (19207)	EA	3	*	*	*	*	*	*	4	8	271	42
P-H	2520-741-4260	SHAFT,INPUT SHIFTER: 7414260 (19207)	EA	1	*	*	*	*	*	*	4	8	271	43
P-F	4820-726-4719	VALVE AIR PRESSURE:INPUT SHAFT AND PUMP SHAFT SHIFTER COVER 5196397 (19207)	EA	1	*	*	*	*	*	*	6	8	271	44
P-H	4730-014-4074	COUPLING PIPE:INPUT SHAFT AND PUMP SHAFT SHIFTER COVER 144074 (21450)	EA	1	*	*	*	*	*	*	4	8	271	45
P-H	4730-012-1211	NIPPLE PIPE:INPUT SHAFT AND PUMP SHAFT SHIFTER COVER 121211 (19207)	EA	1	*	*	*	*	*	*	4	8	271	46
P-H	5330-741-4275	SEAL PLAIN ENCASED: 7414275 (19207)	EA	4	*	*	*	*	*	*	10	40	271	47
X1		COVER:INPUT SHAFT AND PUMP SHAFT SHIFTER 7413948 (19207)		1									271	48
P-H	2520-741-4258	PLUG PUMP OUTPUT: SHIFTER SHAFT END 7414258 (19207)	EA	2	*	*	*	*	*	*	4	5	271	49
P-H	2520-741-4251	GASKET:INPUT AND HYDRAULIC PUMP OUTPUT SHIFTER SHAFT COVER 7414251 (19207)	EA	1	*	*	*	*	*	*	10	40	271	50
P-H	5315-058-9939	PIN STRAIGHT HEADLESS: MS51025-56 (96906)	EA	2	*	*	*	*	*	*	6	10	271	51
P-H	2520-741-4386	YOKE SHIFTER ROD:SLIDING GEAR 7414386 (19207)	EA	2	*	*	*	*	*	*	3	5	271	52
P-H	5310-627-6128	WASHER LOCK: MS35335-35 (96906)	EA	3	*	*	*	*	*	*	6	10	271	53
P-H	5305-269-2802	SCREW CAP HEXAGON: MS90726-59 (96906)	EA	3	*	*	*	*	*	*	6	10	271	54
P-H	2520-741-4262	SHAFT PUMP OUTPUT:SHIFTER, HYDRAULIC PUMP 7414262 (19207)	EA	1	*	*	*	*	*	*	3	5	271	55
P-H	5305-269-3219	SCREW CAP HEXAGON: MS90725-69 (96906)	EA	2	*	*	*	*	*	*	6	10	271	56
P-H	2540-541-6517	PLUNGER:DETENT,SHIFTER SHAFT 5416547 (19207)	EA	3	*	*	*	*	*	*	4	8	271	57

(1) SMR Code	(2) Federal Stock Number	(3) DESCRIPTION	(4) UNIT of meas	(5) Qty inc. in Unit	(6) 30-day DS maint allowance			(7) 30-day GS maint allowance			(8) 1-yr alw per 100 equip cnt-gcy	(9) Depot alw per 100 equip	(10) Illustration (a) Figure No.	(b) Illustration (b) Item No.
Reference Number & Mfr. Code			Usable On Code			(a) 1-20	(b) 21-50	(c) 51-100	(a) 1-20	(b) 21-50	(c) 51-100			
2002-POWER CONTROL UNIT ASSEMBLY-CONTINUED														
P-H	2520-527-7984	SPRING HELICAL COMPRESSION:SHIFTER SHAFT LOCK BALL 5277984 (19207)	EA	2	*	*	*	*	*	*	6	10	271	58
X1		BALL: MS19059-96 (96906)		3									271	59
P-	2520-030-7262	SHAFT ASSEMBLY SHIFTER: A2843A105 (78500)	EA	1	*	*	*	*	*	*	4	8	271	60
P-	2520-770-3976	SPRING HELICAL COMPRESSION:SHIFTER SHAFT LOCK BALL 7703976 (19207)	EA	1	*	*	*	*	*	*	6	10	271	61
X1		COVER:OUTPUT SHAFT SHIFTER 7413949 (19207)		1									271	62
P-	2520-741-4253	GASKET:WINCH OUTPUT SHIFTER SHAFT COVER 7414253 (19207)	EA	1	*	*	*	*	*	*	10	40	271	63
P-F	4730-277-8274	ELBOW: 137423 (21450)	EA	4	*	*	*	*	*	*	6	10	272	1
X2-F		REDUCER:VALVE ASSEMBLY 444012 (21450)	EA	2	*	*	*	*	*	*			272	2
P-F	2590-040-2288	VALVE ASSEMBLY:WINCH GOVERNOR POWER DIVIDER 8327440 (19207)	EA	1	*	*	*	*	*	*	6	10	272	3
X2-F		BRACKET: 10900074 (19207)	EA	1	*	*	*	*	*	*			272	4
P-F	2590-972-2637	SPACER,SLEEVE: VALVE, STOP-CHECK 10899301 (19207)	EA	2	*	*	*	*	*	*	4	8	272	5
P-F	2990-808-6905	VALVE STOP-CHECK: POWER DIVIDER 11640318 (19207)	EA	1	*	*	*	*	*	*	4	8	272	6
P-F	4730-278-4822	ELBOW:VALVE STOP-CHECK 444042 (24617)	EA	1	*	*	*	*	*	*	4	5	272	7
P-F	5310-959-7600	NUT,SELF-LOCKING: MS51922-5 (96906)	EA	2	*	*	*	*	*	*	6	10	272	8
P-F	4710-177-8376	TUBE ASSEMBLY METAL: 10876540 (19207)	EA	1	*	*	*	*	*	*	6	10	272	9
P-F	4730-289-1254	ADAPTER STRAIGHT PIPE TO TUBE: 137407 (24167)	EA	1	*	*	*	*	*	*	4	8	272	10
X1		WASHER: 10876542 (19207)		1									272	11

(1) SMR Code	(2) Federal Stock Number	(3) DESCRIPTION  Reference Number & Mfr. Code      Usable On Code	(4) UNIT of meas	(5) Qty inc. in Unit	(6) 30-day DS maint allowance			(7) 30-day GS maint allowance			(8) 1-yr alw per 100 equip cnt- gcy	(9) Depot maint alw per 100 equip	(10) Illustration	
					(a) 1-20	(b) 21-50	(c) 51-100	(a) 1-20	(b) 21-50	(c) 51-100			(a) Figure No.	(b) Item No.
2002-POWER CONTROL UNIT ASSEMBLY-CONTINUED														
P-F	4730-014-2433	INVERTED NUT, TUBE COUPLING: 142433 (21450)	EA	2		*	*	*	*	*	4	8	272	12
X1		TUBE: 10876541 (19207)		1									272	13
P-F	5305-071-2237	SCREW,CAP,HEXAGON: MS90725-14 (96906)	EA	2		*	*	*	*	*	6	10	272	14
P-F	5310-543-5060	WASHER,LOCK: MS35338-39 (96906)	EA	2		*	*	*	*	*	6	10	272	15
P-F	5310-637-9541	WASHER,LOCK: MS35338-46 (96906)	EA	2		*	*	*	*	*	6	10	272	16
P-F	5305-267-8978	SCREW,CAP,HEXAGON: MS90726-12 (96906)	EA	2		*	*	*	*	*	6	10	272	17
P-F	5305-269-3213	SCREW,CAP,HEXAGON: MS90725-62 (96906)	EA	2		*	*	*	*	*	6	10	272	18
P-F	2520-740-9908	JOINT, UNIVERSAL: TRANSFER TO POWER DIVIDER ASSEMBLY 2A5988 (76260)	EA	1		*	*	*	*	*	6	10	273	1
P-F	2520-741-7091	JOINT,UNIVERSAL: 7417091 (19207)	EA	1		*	*	*	*	*	6	10	273	2
P-F		KEY: DRIVE SHAFT MS20068-277 (96906)	EA	2		*	*	*	*	*	6	10	273	3
P-F	2590-740-9912	SHAFT,STRAIGHT: DRIVE, POWER DIVIDER TO REAR DRIVE SHAFT UNIVERSAL JOINT, FRONT 7409912 (19207)	EA	1		*	*	*	*	*	4	8	273	4
P-F	2520-740-9910	UNIVRESAL JOINT: REAR DRIVE SHAFT TO FRONT DRIVE SHAFT PILLOW BLOCK END 7409910 (19207)	EA	1		*	*	*	*	*	6	10	273	5
P-F	2520-692-6164	NON-ILLUSTRATED VALVE,GOVERNOR ASSEMBLY: AT TRANSFER CASE 8333099 (19207)	EA	1		*	*	*	*	*	6	10		
P-F	2530-741-3937	VALVE RELEASE BRAKE: TWO-WAY 7413937 (19207)	EA	1		*	*	*	*	*	6	10		
P-F	5305-270-7328	SETSCREW: LOCK SHIFTER FORK 105992R1 (31007)	EA	1		*	*	*	*	*	6	10		
P-F	5315-741-4257	PIN,STRAIGHT,HEADLESS: GOVERNOR DRIVE 7414237 (19207)	EA	1		*	*	*	*	*	6	10		

TM9-2320-211-34P

(1) SMR Code	(2) Federal Stock Number	(3) DESCRIPTION	(4) UNIT of meas	(5) Qty inc. in Unit	(6) 30-day DS maint allowance			(7) 30-day GS maint allowance			(8) 1-yr alw per 100 equip cnt- gcy	(9) Depot maint alw per 100 equip	(10) Illustration	
					(a) 1-20	(b) 21-50	(c) 51-100	(a) 1-20	(b) 21-50	(c) 51-100			(a) Figure No.	(b) Item No.
		Reference Numl Usable On Code												
P-F-R	2520-740-9588	2004-POWER TAKE-OFF ASSEMBLY POWER TAKEOFF,AD TALL MODELS WITH WINCH EXCEPT M51 7409588 (19207)	EA	1	*	*	*	*	*	*	10	20	274	1
P-F-R	2520-740-9589	POWER TAKE-OFF AK 7409589 (19207)	EA	1	*	*	*	*	*	*	10	20	274	1
P-F	2520-447-3406	GASKET: MOUNT,AD 8327322 (19207)	EA	1	*	*	*	*	*	*	10	20	274	2
P-F	2520-706-1160	CASE WITH NAM,AD 7061160 (19207)	EA	1	*	*	*	*	*	*	2	5	274	3
P-F	2520-706-1270	GASKET: CASE,AD (COMPONENT OF KIT, REPAIR POWER TAKE-OFF, FSN 2520-692-6187) 7061270 (19207)	EA	1	*	*	*	*	*	*	10		274	4
X1		HOUSING: (USE)AK TRANSMISSION, FSN 2520-740-9589) 7061194 (19207)		1									274	5
P-F	2520-706-1269	CAP OUTPUT: CI,AD BEARING (USED ON POWER-TAKE-OFF, TRANSMISSION, FSN 2520-740-9588) 7061269 (19207)	EA	1	*	*	*	*	*	*	3	5	274	6
P-F	5330-559-8733	SEAL: CAP (CON),AD POWER-TAKE-OFF, FSN 2520-692-6187) 7376546 (19207)	EA	1	*	*	*	*	*	*	10		274	7
P-F	5305-225-8499	SCREW,CAP,HEX,AD MS90725-34 (96906)	EA	9	*	*	*	*	*	*	8	20	274	8
P-F	5310-407-9566	WASHER,LOCK: I,AD MS35338-45 (96906)	EA	9	*	*	*	*	*	*	8	20	274	9
P-F	2520-447-3406	GASKET: COVER,AD OF KIT, REPAIR POWER-TAKE-OFF, FSN 2520-692-6187) 5214787 (19207)	EA	1	*	*	*	*	*	10		274	10	
P-F	2520-354-0771	COVER,ACCESS: AD 5323473 (19207)	EA	1	*	*	*	*	*	*	3	5	274	11
P-F	5310-637-9541	WASHER,LOCK: (AK MS35338-46 (96906)	EA	7	*	*	*	*	*	*	6	20	274	12
P-F	5305-269-3208	SCREW,CAP,HEX,AD COVER, ACCESS MS90725-57 (96906)	EA	6	*	*	*	*	*	*	6	20	274	13

(1) SMR Code	(2) Federal Stock Number	(3) DESCRIPTION	(4) UNIT of meas	(5) Qty inc. in Unit	(6) 30-day DS maint allowance			(7) 30-day GS maint allowance			(8) 1-yr alw per 100 equip cnt- gcy	(9) Depot maint per 100 equip	(10) Illustration		
					(a) 1-20	(b) 21-50	(c) 51-100	(a) 1-20	(b) 21-50	(c) 51-100			(a) Figure No.	(b) Item No.	
2004-POWER TAKE-OFF ASSEMBLY-CONTINUED															
P-F	2520-532-3606	GASKET: CAP TO CASE (COMPONENT OF KIT, REPAIR, POWER-TAKE-OFF, FSN 2520-692-6187) 5323606 (19207)	AD	EA	1	*	*	*	*	*	*	10		274	14
P-F	5330-404-3210	SEAL, PLAIN ENCASED: OUTPUT SHAFT (COMPONENT OF KIT, REPAIR POWER-TAKE-OFF, FSN 2520-692-6187) 11640317 (19207)	AD	EA	1	*	*	*	*	*	*	10		274	15
P-F	2540-626-2467	CAP: OUTPUT SHAFT FRONT BEARING 6262467 (19207)	AD	EA	1	*	*	*	*	*	*	3	5	274	16
P-F	5307-740-9590	STUD, PLAIN THREADED: MOUNTING 7409590 (19207)	AD	EA	6	*	*	*	*	*	*	6	20	274	17
P-F	5305-269-2801	SCREW, CAP, HEXAGON: SHAFT, SHIFTER FORK MS90726-58 (96906)	AD	EA	1	*	*	*	*	*	*	6	10	274	18
P-F	5310-080-6004	WASHER, FLAT: SHAFT, SHIFTER FORK MS27183-14 (96906)	AD	EA	1	*	*	*	*	*	*	6	10	274	19
P-F	2520-706-1278	BELLOWS, RUBBER: (COMPONENT OF KIT, REPAIR, POWER-TAKE-OFF, FSN 2520-692-6187) 7061278 (19207)	AD	EA	3	*	*	*	*	*	*	10		274	20
P-H	5330-737-6534	RETAINER, PACKING: BELLOWS, SHIFTER SHAFT (COMPONENT OF KIT, REPAIR, POWER-TAKE-OFF, FSN 2520-692-6187) 7376534 (19207)	AD	EA	3	*	*	*	*	*	*	10		274	21
P-F	5330-404-3210	SEAL, PLAIN, ENCASED: (COMPONENT OF KIT, REPAIR, POWER-TAKE-OFF, FSN 2520-692-6187) 11640317 (19207)	AD	EA	3	*	*	*	*	*	*	10		274	22
P-F	2520-392-3561	RETAINER, POPPET: SHIFTER SHAFT DETENT BALL SPRING 2770M (50513)	AD	EA	1	*	*	*	*	*	*	6	10	274	23
P-F	2520-692-6128	SPRING, HELICAL, COMPRESSION SHIFTER, SHAFT DETENT BALL (COMPONENT OF KIT, REPAIR, POWER-TAKE-OFF, FSN 2520-692-6187) 8331588 (19207)	AD	EA	1	*	*	*	*	*	*	8		274	24
P-F		BALL, BEARING: MS19059-96 (96906)	AD		1									274	25

(1) SMR Code	(2) Federal Stock Number	(3) DESCRIPTION	(4) UNIT of meas	(5) Qty inc. in Unit	(6) 30-day DS maint allowance			(7) 30-day GS maint allowance			(8) 1-yr alw per 100 equip cnt- gcy	(9) Depot alw per 100 equip	(10) Illustration		
					(a) 1-20	(b) 21-50	(c) 51-100	(a) 1-20	(b) 21-50	(c) 51-100			(a) Figure No.	(b) Item No.	
Reference Number & Mfr. Code															
2004-POWER TAKE-OFF ASSEMBLY-CONTINUED															
P-F	2520-740-9592	SHAFT,STRAIGHT: SHIFTER FORK 7409592 (19207)	AD	EA	1	*	*	*	*	*	*	4	8	274	26
P-F	2520-706-1273	SHIFTER FORK: 7061273 (19207)	AD	EA	1	*	*	*	*	*	*	3	5	274	27
P-F	5306-404-0075	BOLT,MACHINE: SHIFTER FORK	AD	EA	1	*	*	*	*	*	*	6	10	274	28
P-F	5310-558-5227	WASHER,FLAT: SHAFT,SHIFTER FORK (COMPONENT OF KIT, REPAIR POWER TAKE-OFF, FSN 2520-692-6187) ALI 256-37 (08484)	AD	EA	1	*	*	*	*	*	*	6		274	29
P-F	5305-269-2805	SCREW,CAP,HEXAGON: ARM, SHIFT EXTENSION MS90726-62 (96906)	AD	EA	1	*	*	*	*	*	*	6	10	274	30
P-F	2520-740-9408	ARM SHIFT EXTENSION: 7409408 (19207)	AD	EA	1	*	*	*	*	*	*	3	5	274	31
P-F	5310-950-0039	NUT,SELF-LOCKING: ARM SHIFT EXTENSION MS21044N6 (96906)	AD	EA	1	*	*	*	*	*	*	6	10	274	32
X2-F		SPACER POWER TAKE-OFF: OUTPUT SHAFT BEARING 7061265 (19207)	AD	EA	1	*	*	*	*	*	*			274	33
P-F	3110-516-5490	BEARING,BALL,ANNULAR: SHAFT OUTPUT B103787 (06840)	AD	EA	1	*	*	*	*	*	*	6	10	274	34
P-F	2520-318-0908	GEAR,SPUR: SLIDING OUTPUT SHAFT 7538671 (19207)	AD	EA	1	*	*	*	*	*	*	6	10	274	35
P-F	2520-740-9593	SHAFT OUTPUT 7409593 (19207)	AD	EA	1	*	*	*	*	*	*	6	8	274	36
P-F	5315-616-5527	KEY,WOODRUFF: SHAFT OUTPUT MS35756-18 (96906)	AD	EA	1	*	*	*	*	*	*	6	10	274	37
P-F	2520-740-9585	GEAR,HELICAL: HIGH SPEED OUTPUT SHAFT 7409585 (19207)	AD	EA	1	*	*	*	*	*	*	6	10	274	38
P-F	5310-753-8661	WASHER,THRUST: KEY HIGH SPEED SHAFT GEAR THRUST WASHER 7538681 (19207)	AD	EA	1	*	*	*	*	*	*	6	10	274	39
P-F	5340-508-4691	RING,RETAINING: OUTPUT SHAFT HIGH SPEED GEAR THRUST WASHER (COMPONENT OF KIT, REPAIR, POWER-TAKE-OFF, FSN 2520-692-6187) 7538660 (19207)	AD	EA	1	*	*	*	*	*	*	6		274	40
P-F	3110-554-6149	BEARING,BALL,ANNULAR: 5207X1 (24617)	AD	EA	1	*	*	*	*	*	*	6	10	274	41



(1) SMR Code	(2) Federal Stock Number	(3) DESCRIPTION	(4) UNIT of meas	(5) Qty inc. in Unit	(6) 30-day DS maint allowance			(7) 30-day GS maint allowance			(8) 1-yr alw per 100 equip cnt- gcy	(9) Depot maint alw per 100 equip	(10) Illustration		
					(a) 1-20	(b) 21-50	(c) 51-100	(a) 1-20	(b) 21-50	(c) 51-100			(a) Figure No.	(b) Item No.	
Reference Number & Mfr. Code			Usable	On	Code										
2004-POWER TAKE-OFF ASSEMBLY-CONTINUED															
P-F	2520-740-9580	YOKE, UNIVERSAL JOINT: DRIVE SHAFT TO POWER TAKE-OFF 7409580 (19207)	AD	EA	1	*	*	*	*	*	*	4	8	274	42
P-F	5305-725-0168	SETSCREW: YOKE, UNIVERSAL JOINT MS51963-137 (96906)	AD	EA	1	*	*	*	*	*	*	6	10	274	43
P-F	3110-902-1686	BEARING, ROLLER-NEEDLE: REVERSE GEAR SHAFT M20161XOH (60380)	AD	EA	1	*	*	*	*	*	*	10	40	274	44
P-F	5315-839-2326	PIN, COTTER: PIN, STRAIGHT MS24665-281 (96906)	AD	EA	1	*	*	*	*	*	*			274	45
P-F	2950-126-8009	KEY, WOODRUFF: REVERSE GEAR 455334 (21450)	AD	EA	1	*	*	*	*	*	*	6	10	274	46
P-F	2520-740-9594	SHAFT REVERSE GEAR: WITH BUSHING ASSEMBLY 7409594 (19207)	AD	EA	1	*	*	*	*	*	*	6	10	274	47
X1		SHAFT: REVERSE GEAR 10900574 (19207)	AD		1									274	48
P-F	2520-706-1211	SHAFT, SHOULDERED: DRIVE (USED ON POWER-TAKE-OFF, TRANSMISSION FSN 2520-740-9589) 7061211 (19207)	AK	EA	1	*	*	*	*	*	*	4	8	274	55
P-F	3110-144-8518	BEARING, BALL, ANNULAR: (USED ON POWER-TAKE-OFF, TRANSMISSION FSN 2520-740-9589) 5224006 (10001)	AK	EA	1	*	*	*	*	*	*	6	10	274	56
X1		RING: BEARING RETAINING (COMPONENT OF KIT, REPAIR, POWER-TAKE-OFF FSN 2520-692-6187 7061277 (19207)	AD		1									274	57
P-F	2520-706-1274	SHIFTER FORK: SLIDING GEAR REAR OUTPUT SHAFT (USED ON POWER-TAKE-OFF, TRANSMISSION, FSN 2520-740-9589) 7061274 (19207)	AK	EA	1	*	*	*	*	*	*	3	5	274	58
X1		SCREW: OUTPUT SHAFT FORK (USED ON POWER-TAKE-OFF, TRANSMISSION, FSN 2520-740-9589 7521058 (19207)	AK		1									274	59
P-F	3120-737-3115	BEARING, SLEEVE: REVERSE GEAR SHAFT 7373115 (19207)	AD	EA	1	*	*	*	*	*	*	6	10	274	49
P-F	2520-706-1281	WASHER: REVERSE GEAR SHAFT 7061281 (19207)	AD	EA	2	*	*	*	*	*	*	6	10	274	50

(1) SMR Code	(2) Federal Stock Number	(3) DESCRIPTION	(4) UNIT of meas	(5) Qty inc. in Unit	(6) 30-day DS maint allowance	(7) 30-day GS maint allowance	(8) 1-yr alw per 100 equip cnt- gcy	(9) Depot maint alw per 100 equip	(10) Illustration No. (a) Figure No.	(b) Item No. (b)				
Reference Number & Mfr. Code			Usable	On Code	(a) 1-20	(b) 21-50	(c) 51-100	(a) 1-20	(b) 21-50	(c) 51-100				
2004-POWER TAKE-OFF ASSEMBLY-CONTINUED														
P-F	2520-740-9587	GEAR, SHAFT, REVERSE: 7409587 (19207)	AD	EA 1	*	*	*	*	*	*	6	10	274	51
P-F	3110-183-6723	BEARING, ROLLER, NEEDLE: REVERSE GEAR SHAFT REAR MS17131-35 (96906)	AD	EA 1	*	*	*	*	*	*	10	40	274	52
P-F	5340-706-1276	RING, RETAINING: CLUTCH GEAR (COMPONENT OF KIT, REPAIR, POWER- TAKE-OFF, FSN 2520-692-6187) 7061276 (19207)	AD	EA 1	*	*	*	*	*	*	6		274	53
P-F	2520-706-1210	CLUTCH, SLIDING SLEEVE: CLUTCH ACCESSORY DRIVE (USED ON POWER TAKE-OFF TRANSMISSION, FSN 2520-740-9589 7061210 (19207)	AK	EA 1	*	*	*	*	*	*	10		274	54
P-F	2520-706-1268	SHAFT, STRAIGHT: SHIFTER REAR (USED ON POWER-TAKE-OFF, TRANSMISSION, FSN 2520-740-9589) 7061268 (19207)	AK	EA 1	*	*	*	*	*	*	4	8	274	60
P-F	5365-769-6481	PLUG, MACHINE THREAD: (USED ON POWER-TAKE-OFF, TRANSMISSION, FSN 2520-740-9589) 7696481 (19207)	AK	EA 1	*	*	*	*	*	*	4	8	274	61
P-F	2520-521-4784	SPRING, HELICAL, COMPRESSION: REAR SHIFTER SHAFT BALL (COMPONENT OF KIT, REPAIR, POWER-TAKE-OFF, FSN 2520-692-6187) 5214784 (19207)	AD	EA 1	*	*	*	*	*	*	6		274	62
P-F	2530-692-8405	BALL, POPPET: SHIFTER SHAFT (USED ON POWER-TAKE-OFF, TRANSMISSION, FSN 2520-740-9589) A226147 (21450)	AK	EA 1	*	*	*	*	*	*	4	8	274	63
P-F	5310-975-2075	NUT, PLAIN, HEXAGON: BOLT EYE SHIFTER SHAFT (USED ON POWER-TAKE-OFF, TRANSMISSION, FSN 2520-740-9589) MS35691-21 (96906)	AK	EA 1	*	*	*	*	*	*	6	10	274	64
P-F	5340-532-3611	CONNECTOR, ROD END: EYE REAR SHIFTER SHAFT (USED ON POWER-TAKE-OFF TRANSMISSION, FSN 2520-740-9589) A226131 (19207)	AK	EA 1	*	*	*	*	*	*	4	8	274	65
P-F	3120-753-8656	WASHER, THRUST: INPUT SHAFT GEAR 7538656 (19207)	AD	EA 2	*	*	*	*	*	*	6	10	274	66

(1) SMR Code	(2) Federal Stock Number	(3) DESCRIPTION	(4) UNIT of meas	(5) Qty inc. in Unit	(6) 30-day DS maint allowance			(7) 30-day GS maint allowance			(8) 1-yr alw per 100 equip cnt-	(9) Depot alw per 100 equip	(10) Illustration		
					(a) 1-20	(b) 21-50	(c) 51-100	(a) 1-20	(b) 21-50	(c) 51-100			(a) Figure No.	(b) Item No.	
2004-POWER TAKE-OFF ASSEMBLY-CONTINUED															
P-F	3110-227-3074	ROLLER,ASSEMBLY,JOURNAL BEARING: INPUT SHAFT GEAR 7538658 (19207)	AD	EA	2	*	*	*	*	*	*	6	10	274	67
P-F	2520-740-9586	GEAR INPUT SHAFT: 7409586 (19207)	AD	EA	1	*	*	*	*	*	*	6	10	274	68
P-F	2520-706-1266	SHAFT,SHOULDERED: INPUT 7061266 (19207)	AD	EA	1	*	*	*	*	*	*	4	8	274	69
P-F		PIN,COTTER: MS24665-497 (96906)	AD	EA	1	*	*	*	*	*	*	10	20	274	70
P-F	5315-735-1406	PIN,STRAIGHT,HEADED: REVERSE GEAR SHAFT 7351406 (19207)	AD	EA	1	*	*	*	*	*	*			274	71
P-F-R	2520-967-6281	POWER TAKE-OFF,TRANSFER: 10922134 (19207)	HA,FJ,BD	EA	1	*	*	*	*	*	*	6	10	275	1
X1		GASKET: MONTING 7375291 (19207)			1									275	2
P-F	2520-832-7115	COUPLING,SHAFT,RIGID: 8327115 (19207)		EA	1	*	*	*	*	*	*	4	8	275	3
P-F	5340-737-5285	RING, RETAINING: SHAFT COUPLING 7375285 (19207)		EA	1	*	*	*	*	*	*	6	10	275	4
P-F	2520-832-7114	SHAFT: SOLID DRIVE 8327114 (19207)		EA	1	*	*	*	*	*	*	4	8	275	5
P-F	2520-832-7113	CASE POWER TAKE-OFF: 8327113 (19207)		EA	1	*	*	*	*	*	*	3	5	275	6
P-F	5310-209-0965	WASHER, LOCK: CASE MS35338-47 (96906)		EA	4	*	*	*	*	*	*	6	10	275	7
P-F	5305-071-1789	SCREW,CAP,HEXAGON: CASE MS90728-88 (96906)		EA	4	*	*	*	*	*	*	6	10	275	8
X1		PLUG: CASE 7735571 (19207)			1									275	9
P-F	2520-832-7127	PLUNGER OIL PUMP: 8327127 (19207)		EA	1	*	*	*	*	*	*	4	8	275	10
P-H	3110-554-5719	BEARING, BALL, ANNULAR: DRIVE SHAFT 7308M (29337)		EA	1				*	*	*	6	8	275	11
P-F	5330-832-7118	GASKET: CAP, RETAINING 8327118 (19207)		EA	1	*	*	*	*	*	*	10	40	275	12
X1		CAP,RETAINING: 8327117 (19207)			1									275	13
P-F	5330-599-4986	SEAL, PLAIN, ENCASED: RETAINING, CAP 8327116 (19207)		EA	1	*	*	*	*	*	*	10	100	275	14

(1) SMR Code	(2) Federal Stock Number	(3) DESCRIPTION	(4) UNIT of meas	(5) Qty inc. in Unit	(6) 30-day DS maint allowance			(7) 30-day GS maint allowance			(8) 1-yr alw per 100 equip cnt- gcy	(9) Depot maint per 100 equip	(10) Illustration	
					(a) 1-20	(b) 21-50	(c) 51-100	(a) 1-20	(b) 21-50	(c) 51-100			(a) Figure No.	(b) Item No.
Reference Number & Mfr. Code														
Usable On Code														
2004-POWER TAKE-OFF ASSEMBLY-CONTINUED														
P-F	5310-637-9541	WASHER, LOCK: CAP, RETAINING MS35338-46 (96906)	EA	4	*	*	*	*	*	*	6	10	275	15
P-F	5305-543-2419	SCREW, CAP, HEXAGON: MS90728-61 (96906)	EA	4	*	*	*	*	*	*	6	10	275	16
P-F	5120-795-0177	YOKE, UNIVERSAL JOINT: 8327121 (19207)	EA	1	*	*	*	*	*	*	4	8	275	17
P-F	5310-481-9485	WASHER: SHAFT 8327120 (19207)	EA	1	*	*	*	*	*	*	6	8	275	18
P-F	5310-832-7119	NUT, PLAIN, BLIND RIVET: 8327119 (19207)	EA	1	*	*	*	*	*	*	6	10	275	19
P-F	5315-012-0123	PIN,COTTER: NUT, PLAIN MS24665-355 (96906)	EA	1	*	*	*	*	*	*	8	10	275	20
X1		TUBE: 8758301 (19207)		1									275	21
P-F	5325-741-2204	GROMMET,RUBBER: TUBE 7412204 (19207)	EA	1	*	*	*	*	*	*	10	20	275	22
X1		CLAMP TUBE: 7412202 (19207)		1									275	23
P-F	4820-786-1579	VALVE, CHECK ASSEMBLY: OIL PUMP LINE TO TRANSFER 7363012 (19207)	EA	1	*	*	*	*	*	*	6	10	275	24
X1		SCREW: VALVE, CHECK 8744222 (19207)		1									275	25
P-F	5330-855-6045	GASKET: CHECK VALVE SCREW MS35769-9 (96906)	EA	1	*	*	*	*	*	*	10	40	275	26
P-F	2520-741-3283	SPRING: CHECK VALVE 7413283 (19207)	EA	1	*	*	*	*	*	*	6	10	275	27
P-F	3110-100-6155	BALL: CHECK VALVE MS19059-53 (96906)	EA	1	*	*	*	*	*	*	6	10	275	28
X1		VALVE, CHECK 7363011 (19207)		1									275	29
P-F	4730-273-8561	ADAPTER, STRAIGHT, PIPE TO TUBE: 28888 (16004)	EA	1	*	*	*	*	*	*	4	8	275	30
P-F	5310-809-4085	WASHER, FLAT: ADAPTER MS27183-16 (96906)	EA	1	*	*	*	*	*	*	6	10	275	31
P-F	5305-225-8498	SCREW, CAP, HEXAGON: HOUSING VALVE MS90725-33 (96906)	EA	4	*	*	*	*	*	*	6	10	275	32
P-F	5310-637-9541	WASHER, LOCK: HOUSING VALVE MS35338-46 (96906)	EA	4	*	*	*	*	*	*	6	10	275	33

(1) SMR Code	(2) Federal Stock Number	(3) DESCRIPTION	(4) UNIT of meas	(5) Qty inc. in Unit	(6) 30-day DS maint allowance			(7) 30-day GS maint allowance			(8) 1-yr alw per 100 equip cnt- gcy	(9) Depot maint alw per 100 equip	(10) Illustration	
					(a) 1-20	(b) 21-50	(c) 51-100	(a) 1-20	(b) 21-50	(c) 51-100			(a) Figure No.	(b) Item No.
2004-POWER TAKE-OFF ASSEMBLY-CONTINUED														
P-F	2520-741-2206	PUMP ASSEMBLY OIL: 7412206 (19207)	EA	1	*	*	*	*	*	*	6	10	275	34
X1		PLUG: RELIEF VALVE 10938290 (19207)		1									275	35
X1		HOUSING; RELIEF VALVE 8728192 (19207)		1									275	36
P-H	2520-741-3283	SPRING, HELICAL COMPRESSION: OIL PUMP RELEASE BALL 7413283 (19207)	EA	2				*	*	*	6	10	275	37
P-F	3110-100-6155	BALL BEARING: RELIEF VALVE HOUSING MS19059-53 (96906)	EA	2	*	*	*	*	*	*	6	8	275	38
X1		CONNECTOR: RELIEF VALVE HOUSING 7761651 (19207)		1									275	39
P-F	5330-741-2203	GASKET: VALVE ASSEMBLY 7412203 (19207)	EA	1	*	*	*	*	*	*	10	40	275	40
P-F	5310-880-7745	NUT, PLAIN, HEXAGON: CASE MS51968-11 (96906)	EA	2	*	*	*	*	*	*	6	10	275	41
P-F	5310-685-3228	WASHER, LOCK: CASE MS35333-43 (96906)	EA	2	*	*	*	*	*	*	6	10	275	42
X1		STUD: CASE 179124 (21450)		2									275	43
P-F-R	2520-967-6282	POWER TAKE-OFF, TRANSFER 10922135 (19207)	EA	1	*	*	*	*	*	*	6	10	276	1
P-F	5310-926-5916	NUT, PLAIN, HEXAGON: CASE MS51968-12 (96906)	EA	2	*	*	*	*	*	*	6	10	276	2
P-F	5310-685-3228	WASHER, LOCK: CASE MS35333-43 (96906)	EA	2	*	*	*	*	*	*	6	10	276	3
P-F	5307-017-9125	STUD: POWER-TAKE-OFF POSITIONING 179125 (24617)	EA	2	*	*	*	*	*	*	6	10	276	4
P-F	2520-232-6037	LEVER, SHIFTING: 7412205 (19207)	EA	1	*	*	*	*	*	*	3	5	276	5
P-F	5310-809-5998	WASHER, FLAT: LEVER SHIFTING MS27183-18 (96906)	EA	1	*	*	*	*	*	*	6	10	276	6
P-F	5315-842-3044	PIN, COTTER: SHIFTER SHAFT LEVER MS24663-283 (96906)	EA	1	*	*	*	*	*	*	8	10	276	7
P-F	5310-655-9497	NUT, SLOTTED, HEXAGON: SHIFTER SHAFT LEVER MS35692-825 (96906)	EA	1	*	*	*	*	*	*	6	10	276	8
X1		GASKET, COVER PLATE: CASE 8333103 (19207)		1									276	9
X1		COVER, PLATE: CASE 8738308 (19207)		1									276	10

(1) SMR Code	(2) Federal Stock Number	(3) DESCRIPTION	(4) UNIT of meas	(5) Qty inc. in Unit	(6) 30-day DS maint allowance			(7) 30-day GS maint allowance			(8) 1-yr alw	(9) Depot maint alw	(10) Illustration No.	
Reference Number & Mfr. Code			Usable On Code		(a) 1-20	(b) 21-50	(c) 51-100	(a) 1-20	(b) 21-50	(c) 51-100	per 100 equip cnt- gcy	per 100 equip	(a) Figure No.	(b) Item No.
2004-POWER TAKE-OFF ASSEMBLY-CONTINUED														
P-F	5310-407-9566	WASHER, LOCK MS35338-45 (96906)	EA	10	*	*	*	*	*	*	8	20	276	1
P-F	5306-225-8497	SCREW, CAP, HEXAGON: MS90728-32 (96906)	EA	6	*	*	*	*	*	*	6	20	276	12
P-F	2520-614-3903	SHIM, BEARING, RETAINER: 6143903 (19207)	EA	1	*	*	*	*	*	*	6	10	276	13
X1		SHIM, BEARING RETAINER: 5186593 (19207)		1									276	14
P-F	2520-518-6592	SHIM, BEARING, RETAINER: 5186592 (19207)	EA	V	*	*	*	*	*	*	6	10	276	15
P-F	5330-231-0285	RETAINER ASSEMBLY, BEARING: 8757686 (19207)	EA	1	*	*	*	*	*	*	6	10	276	16
P-F		SEAL, PLAIN, ENCAED: MS51911-3-5 (96906)	EA	1	*	*	*	*	*	*	10	100	276	17
P-F	2520-773-5601	RETAINER: 7735601 (19207)	EA	1	*	*	*	*	*	*	6	10	276	18
P-F	5365-482-1034	WASHER, BRACKET: SHIFTING LEVER 8758307 (19207)	EA	4	*	*	*	*	*	*	6	10	276	19
P-F	5340-481-2856	BRACKET, SHIFTING LEVER: 8758306 (19207)	EA	1	*	*	*	*	*	*	3	5	276	20
P-F	5306-226-4827	SCREW, CAP, HEXAGON: MS90728-34 (96906)	EA	2	*	*	*	*	*	*	6	10	276	21
X1		NUT, DRIVE SHAFT: 10896749 (19207)		1									276	22
P-F	5315-298-1481	PIN, COTTER: DRIVE SHAFT MS24665-357 (96906)	EA	1	*	*	*	*	*	*	8	10	276	23
P-F	5306-262-9619	BOLT, MACHINE: SHIFTER SHAFT LOCK SPRING 7412211 (19207)	EA	1	*	*	*	*	*	*	6	10	276	24
P-F	2520-492-4348	WASHER, SHAT, SHIFTER FORK: 10896746 (19207)	EA	1	*	*	*	*	*	*	6	10	276	25
X1		SPRING, SHAFT, SHIFTER FORK: 6156769 (19207)		1									276	26
P-F	3110-961-9033	BALL, BEARING: SHAFT SHIFTER FORK MS19059-90 (96906)	EA	1	*	*	*	*	*	*	6	10	276	27
P-F	5315-032-1872	KEY, DRIVE SHAFT: 5168861 (19207)	EA	1	*	*	*	*	*	*	6	10	276	28
P-F	2520-615-6756	GASKET, BEARING RETAINER: 6156756 (19207)	EA	1	*	*	*	*	*	*	10	40	276	29
P-F	3110-100-0799	CUP, TAPERED ROLLER BEARING: DRIVE SHAFT A285277B (19207)	EA	1	*	*	*	*	*	*	6	10	276	30

(1) SMR Code	(2) Federal Stock Number	(3) DESCRIPTION	(4) UNIT of meas	(5) Qty inc. in Unit	(6) 30-day DS maint allowance			(7) 30-day GS maint allowance			(8) 1-yr alw per 100 equip cnt-	(9) Depot alw per 100 equip	(10) Illustration (a) Figure No.	(b) Item No.
		Reference Number & Mfr. Code	Usable On Code		(a) 1-20	(b) 21-50	(c) 51-100	(a) 1-20	(b) 21-50	(c) 51-100	gcy			
2004-POWER TAKE-OFF ASSEMBLY-CONTINUED														
P-F	3110-142-4364	CONE AND ROLLERS, TAPERED: DRIVE SHAFT 705022 (19207)	EA	2	*	*	*	*	*	*	8	20	276	31
P-F	2520-692-6362	GEAR, POWER TAKE-OFF: 8333063 (19207)	EA	1	*	*	*	*	*	*	4	8	276	32
P-F	2520-741-3282	SHAFT, DRIVE: 743282 (19207)	EA	1	*	*	*	*	*	*	4	8	276	33
P-F	2520-741-2206	VALVE ASSEMBLY, PUMP: 7412206 (19207)	EA	1	*	*	*	*	*	*	6	10	276	34
P-F	5306-226-4826	SCREW, CAP, HEXAGON: VALVE, OIL PUMP MS90728-33 (96906)	EA	4	*	*	*	*	*	*	6	10	276	35
P-F	4710-493-9048	TUBE, VALVE ASSEMBLY: 10921795 (19207)	EA	1	*	*	*	*	*	*	4	8	276	36
P-F	4820-786-1579	VALVE, CHECK ASSEMBLY: 7363012 (19207)	EA	1	*	*	*	*	*	*	6	10	276	37
X1		CLAMP, LUBE TUBE: 7412202 (19207)		1									276	38
P-F	5310-809-4085	WASHER, FLAT: LUBE TUBE MS27183-16 (96906)	EA	1	*	*	*	*	*	*	6	10	276	39
P-F	5325-741-2204	GROMMET, RUBBER: LUBE TUBE 7412204 (19207)	EA	1	*	*	*	*	*	*	8	10	276	40
P-F	2520-741-3284	SPRING, VALVE PLUNGER: 7413284 (19207)	EA	1	*	*	*	*	*	*	6	10	276	41
P-F	2520-741-3266	PLUNGER, VALVE ASSEMBLY: 7413266 (19207)	EA	1	*	*	*	*	*	*	4	8	276	42
P-F	5330-741-2203	GASKET, VALVE ASSEMBLY: 7412203 (19207)	EA	1	*	*	*	*	*	*	10	40	276	43
X1		CASE, POWER TAKE-OFF: 8758304 (19207)		1									276	44
P-F	2520-615-6763	CLUTCH, DRIVESHAFT: 6136763 (19207)	EA	1	*	*	*	*	*	*	6	10	276	45
P-F	2520-232-6028	COUPLING, POWER TAKE-OFF: 10923484 (19207)	EA	1	*	*	*	*	*	*	4	8	276	46
X1		GASKET: MOUNTING 7375291 (19207)		1									276	47
X1		SETSCREW: COUPLING 127822 (21450)		1									276	48
P-F		LOCK WIRE: COUPLING MS20995F41-12 (96906)	EA	1	*	*	*	*	*	*	10	20	276	49
P-F	5305-276-7328	SECTSCREW: SHIFTER FORK 8328007 (19207)	EA	1	*	*	*	*	*	*	6	10	276	50

(1) SMR Code	(2) Federal Stock Number	(3) DESCRIPTION	(4) UNIT of meas	(5) Qty inc. in Unit	(6) 30-day DS maint allowance			(7) 30-day GS maint allowance			(8) 1-yr alw	(9) Depot maint per 100 equip	(10) Illustration (a) Figure No.	(b) Item No.
Reference Number & Mfr. Code			Usable On Code		(a)	(b)	(c)	(a)	(b)	(c)	cnt- gcy			
2004-POWER TAKE-OFF ASSEMBLY-CONTINUED														
P-F	4730-142-1629	PLUG, PIPE: CASE 5192948 (19207)	EA	1	*	*	*	*	*	*	4	8	276	51
P-F	5310-209-0965	WASHER, LOCK: MS35338-47 (96906)	EA	4	*	*	*	*	*	*	6	10	276	52
P-F	5305-071-1789	SCREW, CAP, HEXAGON: CASE MS90728-88 (96906)	EA	4	*	*	*	*	*	*	6	10	276	53
P-F	2520-734-9606	FORK, SHIFT: SLIDING CLUTCH 7349606 (19207)	EA	1	*	*	*	*	*	*	4	8	276	54
P-F	5330-585-1064	PACKING, PREFORMED: SHIFTER SHAFT FORK MS29561-12 (96906)	EA	1	*	*	*	*	*	*	10	40	276	55
P-F	2520-734-9680	SHAFT, SHIFTER FORK: 7349680 (19207)	EA	1	*	*	*	*	*	*	4	8	276	56
P-F	5315-010-6749	KEY, WOODRUFF: GOVERNOR DRIVE GEAR A214868 (19207)	EA	1	*	*	*	*	*	*	6	10	276	57
P-F	2520-040-2334	LOCK ASSEMBLY: WINCH LEVER ASSEMBLY 8332227 (19207)	EA	1	*	*	*	*	*	*	6	10	277	1
X1		PIN: LOCK WINCH LEVER 10871441 (19207)		1									277	2
X1		LEAF: 10871440 (19207)		2									277	3
P-F	5305-068-0505	SCREW, CAP, HEXAGON HEAD: LOCK ASSEMBLY MS90726-5 (96906)	EA	2	*	*	*	*	*	*	6	10	277	4
P-F	2520-864-3016	LEVER, HAND: 8332237 (19207)	EA	2	*	*	*	*	*	*	4	8	277	5
X1		LEVER: HAND SHAFT 10871433 (19207)		2									277	6
P-F	2520-692-6155	BEARING, SLEEVE: LEVER, HAND 8332655 (19207)	EA	4	*	*	*	*	*	*	8	10	277	7
P-F	2520-740-9424	SPACER WINCH: LEVER, HAND 7409424 (19207)	EA	1	*	*	*	*	*	*	4	8	277	8
P-F	5315-842-3154	PIN, STRAIGHT, HEADED: CONNECTING LINK MS35810-36 (96906)	EA	5	*	*	*	*	*	*	8	10	277	9
P-F	5315-839-5822	PIN, COTTRE: CONNECTING LINK MS24665-353 (96906)	EA	5	*	*	*	*	*	*	8	10	277	10
P-F	2520-740-9544	CONNECTING LINK: CONTROL ASSEMBLY, ALL VEHICLES WITH WINCH 7409544 (19207)	EA	2	*	*	*	*	*	*	4	8	277	11
P-F	2520-740-9434	LEVER CONTROL: RELAY SHAFT LEFT HAND 7409434 (19207)	EA	1	*	*	*	*	*	*	4	8	277	12



(1) SMR Code	(2) Federal Stock Number	(3) DESCRIPTION	(4) UNIT of meas	(5) Qty in Unit	(6) 30-day DS maint allowance			(7) 30-day GS maint allowance			(8) 1-yr alw per 100 equip cnt-	(9) Depot alw per 100 equip	(10) Illustration		
					(a) 1-20	(b) 21-50	(c) 51-100	(a) 1-20	(b) 21-50	(c) 51-100			(a) Figure No.	(b) Item No.	
Reference Number & Mfr. Code			Usable On Code												
2004-POWER TAKE-OFF ASSEMBLY-CONTINUED															
P-F	5310-950-0039	NUT, SELF-LOCKING: MS21044N6 (96906)	AD	EA	14	*	*	*	*	*	*	8	20	277	13
P-F	5305-269-2809	SCREW, CAP, HEXAGON: MS90726-66 (19207)	AD	EA	5	*	*	*	*	*	*	6	10	277	14
P-F	5310-809-8533	WASHER, FLAT: HAND CONTROL LEVER MS27183-23 (96906)	AD	EA	1	*	*	*	*	*	*	6	10	277	15
P-F	5315-849-9857	PIN, COTTRE: HAND LEVER SHAFT MS24665-421 (96906)	AD	EA	1	*	*	*	*	*	*	8	10	277	16
P-F	2520-740-9547	SHAFT, HAND LEVER: 7409547 (19207)	AD	EA	1	*	*	*	*	*	*	4	8	277	17
P-F	2520-740-9546	ROD ASSEMBLY, CONTROL 8332233 (19207)	AD	EA	1	*	*	*	*	*	*	4	8	277	18
P-F	5340-534-8350	CLEVIS: CONTROL ROD 144245 (79318)		EA	1	*	*	*	*	*	*	4	8	277	19
P-F	5310-732-0560	NUT, PLAIN, HEXAGON: MS51968-14 (96906)		EA	2	*	*	*	*	*	*	6	10	277	20
X1		CLEVIS: 7413445 (19207)			1									277	21
X2-F		WASHER: 7974676 (19207)	AD	EA	2	*	*	*	*	*	*			277	22
P-F	2520-740-9542	LEVER, REMOTE CONTROL: TRANSFER 7409542 (19207)	AD	EA	2	*	*	*	*	*	*	4	8	277	23
P-F	5305-269-2805	SCREW, CAP, HEXAGON: MS90726-62 (96906)	AD	EA	7	*	*	*	*	*	*	6	10	277	24
P-F	5315-616-5526	KEY, WOODRUFF: SHAFT RELAY MS3575-8 (96906)	AD	EA	4	*	*	*	*	*	*	6	10	277	25
P-F	3040-237-3689	SHAFT: RELAY 8332234 (19207)	AD	EA	1	*	*	*	*	*	*	4	8	277	26
P-F	2520-740-9436	SUPPORT, CONTROL: 7409436 (19207)	AD	EA	1	*	*	*	*	*	*	3	5	277	27
X2-F		BRACKET: RELAY LEFT HAND SUPPORT ANGLE 8332229 (19207)	AD	EA	1	*	*	*	*	*	*			277	28
P-F	5305-269-2807	SCREW, CAP, HEXAGON: BRACKET MS90726-64 (96906)	AD	EA	2	*	*	*	*	*	*	6	10	277	29
P-F	2520-740-9538	BRACKET SHAFT: 7409538 (19207)	AD	EA	1	*	*	*	*	*	*	3	5	277	30
P-F	2520-740-9540	LEVER, CONTROL SHAFT: RIGHT HAND END OF RELAY (CROSS) SHAFT 7409540 (19207)	AD	EA	1	*	*	*	*	*	*	4	8	277	31
P-F	2520-740-9408	ARM, SHIFT EXTENSION: 7409408 (19207)	AD	EA	1	*	*	*	*	*	*	4	8	277	32

(1) SMR Code	(2) Federal Stock Number	(3) DESCRIPTION	(4) UNIT of meas	(5) Qty inc. in Unit	(6) 30-day DS maint allowance			(7) 30-day GS maint allowance			(8) 1-yr alw	(9) Depot maint per 100 equip	(10) Illustration		
Reference Number & Mfr. Code			Usable	On	Code	(a)	(b)	(c)	(a)	(b)	(c)	gcy	per 100 equip	(a) Figure No.	(b) Item No.
2004-POWER TAKE-OFF ASSEMBLY-CONTINUED															
P-F	5310-637-9541	WASHER, LOCK: ARM SHIFT EXTENSION MS35338-46 (96906)	AD	EA	1	*	*	*	*	*	*	6	10	277	33
P-F	2520-741-8957	ROD ASSEMBLY POWER TAKE-OFF: RELAY LEVER TO ARM ASSEMBLY 7418957 (19207)	AD	EA	1	*	*	*	*	*	*	6	10	277	34
P-F	5340-741-8958	CLEVIS, ROD END: 7418958 (19207)		EA	1	*	*	*	*	*	*	4	5	277	35
P-F	5340-692-6060	CLEVIS, ROD END: ADJUSTABLE RELAY LEVER TO ARM ROD 7373234 (19207)		EA	1	*	*	*	*	*	*	4	5	277	36
P-F	3110-277-0119	BALL, BEARING: CLEVIS, ROD END MS19060-21 (96906)		EA	1	*	*	*	*	*	*	6	10	277	37
P-F	2520-692-6059	SPRING, HELICAL COMPRESSION: 7373229 (19207)		EA	1	*	*	*	*	*	*	6	10	277	38
P-F	5340-739-7542	CLEVIS, ROD END: 7397542 (19207)		EA	1	*	*	*	*	*	*	4	5	277	39
P-F	5315-737-3224	PIN, GROOVED HEADED:CLEVIS, ROD END 7373224 (19207)		EA	1	*	*	*	*	*	*	6	10	277	40
P-F	2520-177-7907	SHAFT, TRANSMISSION: 10871438 (19207)	AD	EA	1	*	*	*	*	*	*	4	8	277	41
P-F	2520-230-0229	BRACKET: 8332654 (19207)	AD	EA	1	*	*	*	*	*	*	3	5	277	42
P-F	5310-959-7600	NUT,SELF-LOCKING,HEXAGON: MS51922-5 (96906)	AD	EA	2	*	*	*	*	*	*	6	10	277	43
P-F	5305-269-2803	SCREW,CAP,HEXAGON: BRACKET MS90726-60 (96906)	AD	EA	2	*	*	*	*	*	*	6	10	277	44
P-F	2520-740-9539	BRACKET HAND LEVER: 7409539 (19207)	AD	EA	1	*	*	*	*	*	*	3	5	277	45
P-F	2520-859-5967	LOCK SHAFT,HAND CONTROL: 7409543 (19207)	AD	EA	1	*	*	*	*	*	*	4	8	277	46
P-F	5305-068-0506	SCREW,CAP,HEXAGON: MS90726-6 (96906)	AD	EA	1	*	*	*	*	*	*	6	10	277	47
NON-ILLUSTRATED															
P-F	1055-385-7968	BEARING,SLEEVE: 8402911 (19207)	AD	EA	1	*	*	*	*	*	*	6	10		
P-F	2520-692-6153	BEARING,SLEEVE: CONTROL SHAFT 8332653 (19207)	AD	EA	1	*	*	*	*	*	*	6	10		
P-F	2520-692-6163	GEAR, HELICAL: DRIVE,GOVERNOR 8333063 (19207)	AD	EA	1	*	*	*	*	*	*	4	8		

(1) SMR Code	(2) Federal Stock Number	(3) DESCRIPTION	(4) UNIT of meas	(5) Qty inc. in Unit	(6) 30-day DS maint allowance			(7) 30-day GS maint allowance			(8) 1-yr alw per equip cnt-	(9) Depot maint alw per equip 100	(10) Illustration		
					(a) 1-20	(b) 21-50	(c) 51-100	(a) 1-20	(b) 21-50	(c) 51-100			(a) Figure No.	(b) Item No.	
Reference Number & Mfr. Code			Usable On Code												
2004-POWER TAKE-OFF ASSEMBLY-CONTINUED															
NON-ILLUSTRATED-CONTINUED															
P-F	2520-711-5379	LEVER ASSEMBLY: 8402971 (19207)	AD	EA	1	*	*	*	*	*	*	4	8		
P-F	2520-713-8979	SPRING, HELICAL, TORSION: 7138979 (19207)	AD	EA	1	*	*	*	*	*	*	6	10		
P-F	3040-741-1174	COUPLING HALF, SHAFT 741174 (19207)	AD	EA	1	*	*	*	*	*	*	4	8		
P-F	3120-516-7516	BEARING, SLEEVE: BUSHING TYPE, GOVERNOR DRIVE PINION A283266 (19207)	AD	EA	1	*	*	*	*	*	*	6	10		
P-F	4710-162-1019	PIPE, STEEL: HAND LEVER SPACER WWP 406 (81348)	AD	FT	V	*	*	*	*	*	*	4	8		
P-F	2520-734-8745	ROD ASSEMBLY CLUTCH RELEASE: 7348745 (19207)		EA	1	*	*	*	*	*	*	6	10		
P-F	2520-740-9548	SHAFT RELAY LEVER: 7409548 (19207)		EA	1	*	*	*	*	*	*	4	8		
P-F	2520-832-7122	PUMP ASSEMBLY OIL 8327122 (19207)	HA, FJ, BD	EA	1	*	*	*	*	*	*	6	10		
P-F	2930-752-1975	SPRING, HELICAL COMP: 7521975 (19207)	HA, JA, EF	EA	1	*	*	*	*	*	*	6	10		
P-F	2990-699-8480	GEAR SHAFT, HELICAL: DRIVEN, GOVERNOR SPINNER VALVE 8333100 (19207)	AD	EA	1	*	*	*	*	*	*	4	8		
P-F	2990-699-8482	SEAL, OIL ADAPTER GOVERNOR: GOVERNOR SPINNER 8333102 (19207)	AD	EA	1	*	*	*	*	*	*	6	10		
P-F	4710-200-0306	TUBE, STEEL: OIL PUMP 44T531974 (80244)	HA, IA, HB, BD, JA, FJ, EF	EA	2	*	*	*	*	*	*	4	8		
P-F	4730-263-4983	ELBOW PIPE TO TUBE: OIL PUMP LINE LINE TO TRANSFER 140306 (24617)	HA, FJ, BD	EA	1	*	*	*	*	*	*	4	5		
P-F	5305-068-0507	SCREW, CAP, HEXAGON HEAD: VALVE TO BRACKET MS90726-7 (96906)	HA, JA, HB, BD, JA, FJ, EF	EA	2	*	*	*	*	*	*	6	10		
P-H	5305-590-7914	SCREW, CAP, HEXAGON HEAD: VALVE TO ADAPTER MS35300-7 (96906)	HA, IA, HB, BD, JA, FJ, EF	EA	1	*	*	*	*	*	*	6	10		
P-F	5306-741-1175	BOLT, INTERNALLY REL: DRIVE CLUTCH RETAINER 7411175 (19207)	HA, ZA, HB, LA, BD, JA, FJ, EF	EA	1	*	*	*	*	*	*	6	10		

(1) SMR Code	(2) Federal Stock Number	(3) DESCRIPTION  Reference Number & Mfr. Code	(4) UNIT of meas	(5) Qty in Unit	(6) 30-day DS maint inc. allowance			(7) 30-day GS maint allowance			(8) 1-yr alw per equip cnt-	(9) Depot alw per equip 100 gcy	(10) Illustration No.		
					(a) 1-20	(b) 21-50	(c) 51-100	(a) 1-20	(b) 21-50	(c) 51-100			(a) Figure No.	(b) Item No.	
2004-POWER TAKE-OFF ASSEMBLY-CONTINUED NON-ILLUSTRATED-CONTINUED															
P-F	5307-350-5532	STUD PLAIN: 8328010 (19207)	HA, IA, HB, BD, JA, FJ, EF	EA	2	*	*	*	*	*	*	6	10		
P-F	5310-012-5250	NUT, SLOTTED, HEXAGON: DRIVE CLUTCH 125250 (24617)	HA, IA, HB, LA BD, JA, FJ, EF	EA	1	*	*	*	*	*	*	6	10		
	5310-194-1483	WASHER, LOCK: DRIVE CLUTCH BOLT MS35333-27 (96906)	HA IA, HB, BD, JA, FJ, EF	EA	1	*	*	*	*	*	*	6	10		
P-F	5310-529-4103	NUT, PLAIN, BLIND RIVET: SHAFT 6222H (31007)	HA, IA, HB, LA, BD, JA, FJ, EF	EA	1	*	*	*	*	*	*	6	10		
P-F	5310-595-7237	WASHER, LOCK SHIFTER SHAFT MS35333-59 (96906)	HA, IA, HB, BD, JA, FJ, EF	EA	1	*	*	*	*	*	*	6	10		
P-F	5310-732-0559	NUT, PLAIN, HEXAGON: MS51968-8 (96906)	AD	EA	6	*	*	*	*	*	*	6	10		
P-F	5310-741-2201	WASHER, FLAT: RETAINING DRIVING CLUTCH 7412201 (19207)	AD	EA	1	*	*	*	*	*	*	6	10		
P-F	5310-768-0319	NUT, PLAIN, HEXAGON: VALVE TO ADAPTER (2), VALVE TO BRACKET (2) MS51968-2 (96906)	HA, IA, HB, LA, BD, JA, FJ, EF	EA	4	*	*	*	*	*	*	6	10		
P-F	5310-809-4058	WASHER, FLAT: MS27183-10 (96906)	AD	EA	1	*	*	*	*	*	*	6	10		
P-F	5315-013-7137	PIN, COTTER: ROD TO VALVE MS24665-814 (96906)	HA, IA, HB, LA, BD, JA, FJ, EF	EA	1	*	*	*	*	*	*	6	10		
P-F	5315-013-8085	PIN, STRAIGHT HEADED: ROD TO POWER TKE-OFF 138085 (21450)	HA	EA	1	*	*	*	*	*	*	6	10		
P-F	5315-050-5004	PIN, STRAIGHT, HEADED, 6764618 (24617)	AD	EA	1	*	*	*	*	*	*	6	10		
P-F	5315-234-1671	PIN, COTTER: SHAFT NUT MS24665-633 (96906)	HA, IA, HB, CA, BD, JA, FJ, EF	EA	1	*	*	*	*	*	*	6	10		
P-F	5315-816-1794	PIN, COTTER: SHIFT LEVER STUD NUT MS24665-285 (96906)	HA, IA, HB, LA, BD, JA, FJ, EF	EA	1	*	*	*	*	*	*	6	10		
P-F	5315-839-2325	PIN, COTTER: MS24665-132 (96906)	AD	EA	1	*	*	*	*	*	*	6	10		
P-F	5315-842-3651	PIN, COTTER: MS24665-295 (96906)	HA, IA, HB, LA, BD, JA, FJ, EF	EA	1	*	*	*	*	*	*	6	10		
P-F	5330-291-2866	SEAL, PLAIN ENCASED: OIL TYPE R1XS152	HA, IA, HB, BD, JA, FJ, EF	EA	1	*	*	*	*	*	*	10	100		
P-F	5330-297-7091	GASKET: GOVERNOR SPINNER VALVE 120824R1 (31007)	HA, IA, HB, LA, BD, JA, FJ, EF	EA	1	*	*	*	*	*	*	10	40		

(1) SMR Code	(2) Federal Stock Number	(3) DESCRIPTION	(4) UNIT of meas	(5) Qty in Unit	(6) 30-day DS maint inc. allowance	(7) 30-day GS maint allowance	(8) 1-yr alw per 100 equip cnt-	(9) Depot alw per 100 equip	(10) Illustration No. Figure No.	
Reference Number & Mfr. Code			Usable On Code	(a) 1-20	(b) 21-50	(c) 51-100	(a) 1-20	(b) 21-50	(c) 51-100	gcy
2004-POWER TAKE-OFF ASSEMBLY-CONTINUED										
NON-ILLUSTRATED-CONTINUED										
P-F	5330-736-8416	SEAL HOIST SHIFT: LEVER 7368416 (19207)	EF,HA, JA,AK	EA	1	* * *	* * *	* * *	10	40
P-H	5330-899-9920	GASKET,PAPER: HHP96 (81348)	AD	FT	V	* * *	* * *	* * *	10	40
P-F	5340-739-7542	CLEVIS,ROD END: CONTROL USED ON VEHICLES WITH WINCH 7397542 (19207)	A	EA	1	* * *	* * *	* * *	4	8
P-F	5340-741-8959	CLEVIS,ROD END: POWER TAKE-OFF CONTROL 7418958 (19207)	AD	EA	2	* * *	* * *	* * *	4	8
P-F	9505-191-3680	WIRE, STEEK. CARBON: QQW461 (81348)		FT	V	* * *	* * *	* * *	6	10
P-F	2520-769-9003	SHIM SET: MAIN SHAFT BEARING RETAINER 7699003 (19207) CONSISTING OF:	HA,IA, HB,BD,JA,FJ,EF	EA	V	* * *	* * *	* * *	10	20
	2520-518-6592	1-SHIM (0.010 362SP81 (76040)								
	2520-614-3903	3-SHIM (0.003) 362SP79 (76040)								
		2-SHIM (0.005) 362SP80 (76040)								
P-F	2520-692-6187	KIT,REPAIR POWER TAKE-OFF: POWER TAKE-OFF, TRANSMISSION FSN 2520-740-9588 AND FSN 2520-740-9589 8333791 (19207) CONSISTING OF:	AD	EA	1	* * *	* * *	* * *	15	30
	2520-706-1270	1-GASKET 7061270 (19207)								274 4
	5330-559-8733	1-SEAL 7376546 (19207)								274 7
	2520-447-3406	2-GASKET 5214787 (19207)								274 10
	2520-532-3606	1-GASKET 5323606 (19207)								274 14
	5330-404-3210	1-SEAL 11640317 (19207)								274 15
	2520-706-1278	3-BELLOWS 7061278 (19207)								274 20
	5330-737-6534	3-RETAINER 7376534 (19207)								274 21
	5330-404-3210	3-SEAL 11640317 (19207)								274 22
	2520-692-6128	1-SPRING 8331558 (19207)								274 24
	5310-558-5227	1-WASHER AL1256-37 (08484)								274 29
	5340-508-4691	1-RING 7538660 (19207)								274 40
	5340-706-1276	1-RING 7061276 (19207)								274 53
		1-RING 7061277 (19207)								274 57
	2520-521-4784	1-SPRING 5214784 (19207)								274 62
	5340-706-1280	2-RING 7061280 (19207)								
		1-POPPET 50-80-1 (78080)								
		1-POPPET 50-80-4 (78080)								

(1) SMR Code	(2) Federal Stock Number	(3) DESCRIPTION	(4) UNIT of meas	(5) Qty	(6) 30-day DS maint inc. allowance	(7) 30-day GS maint allowance	(8) 1-yr alw	(9) Depot alw	(10) Illustration					
		Reference Number & Mfr. Code			(a) 1-20	(b) 21-50	(c) 51-100	(a) 1-20	(b) 21-50	(c) 51-100	per 100 equip cnt-	per 100 equip	(a) Figure No.	(b) Item No.
GROUP 22-BODY, CHASSIS AND HULL ACCESSORY ITEMS														
2201-CANVAS, RUBBER OR PLASTIC ITEMS														
P-O	5340-679-0252	TARPAULIN ASSEMBLY: 7253784 (19207)	CA, CB, DA, DB F, FB, RA, TA, ZA	EA	1	*	*	*	*	*	*	8	10	278 1
P-O	2540-740-9681	CURTAIN VEHICULAR: END CARGO BODY 7409681 (19207)	CA, CB, FA, FB	EA	2	*	*	*	*	*	*	8	10	278 2
P-O	2540-505-6722	CURTAIN VEHICULAR: END CARGO BODY 501486 (21450)	RA, TA, ZA	EA	2	*	*	*	*	*	*	8	10	278 2
P-O	2540-860-0516	CURTAIN, VEHICULAR: END ASSEMBLY 10899231 (19207)	DA, DB	EA	1	*	*	*	*	*	*	8	10	278 2
P-O	2540-200-1911	CURTAIN, VEHICULAR: END CARGO BODY 501487 (19207)	CA, CB	EA	2	*	*	*	*	*	*	8	10	278 2
P-O	2540-770-3227	PAULIN: CARGO BODY 7392938 (19207)	RA, TA, ZA	EA	1	*	*	*	*	*	*	8	10	278 3
P-O	2540-740-9679	PAULIN: CARGO BODY 7409679 (19207)	CA, CB, FA, FB	EA	1	*	*	*	*	*	*	8	10	278 3
P-O	4240-594-8032	STRAP: SAFETY ASSEMBLY 8724381 (19207)	DA, DB	EA	1	*	*	*	*	*	*	8	10	278 4
P-O	4240-350-9056	STRAP, WEBBING: SAFETY ASSEMBLY 545546 (19207)	CA, CB, FA FB, RA, TA, ZA, IC, ID	EA	1	*	*	*	*	*	*	8	10	278 4
P-O	2540-737-2723	COVER: CAB TOP WITH REAR CURTAIN ASSEMBLY 66048 (82278)	AE	EA	1	*	*	*	*	*	*	8	10	279 1
P-F	5325-281-8642	SOCKET, TURN BUTTON FASTENER: LARGE CAB TOP COVER 400 (61864)	AE	EA	12	*	*	*	*	*	*	6	10	279 2
P-O	2510-737-2713	BAR: CROSS FRONT BOW 66032 (88278)	AE	EA	1	*	*	*	*	*	*	8	10	279 3
P-O	2510-740-9596	POST PILLAR CAB TOP: (LEFT) 7409596 (19207)	AE	EA	1	*	*	*	*	*	*	8	10	279 4
P-O	2510-740-9597	POST PILLAR CAB TOP: (RIGHT) 7409597 (19207)	AE	EA	1	*	*	*	*	*	*	8	10	279 4
P-F	2510-693-0589	RETAINER, CAB TOP DOOR: CAB TOP LEFT DOOR HEADER WEATHER STRIP 7372716 (19207)	EA	EA	1	*	*	*	*	*	*	8	10	279 5
P-F	5305-879-7941	SCREW, TAPPING, THREAD 144811 (21450)	EA	EA	15	*	*	*	*	*	*	6	10	279 6

(1) SMR Code	(2) Federal Stock Number	(3) DESCRIPTION	(4) UNIT of meas	(5) Qty	(6) 30-day DS maint inc. allowance			(7) 30-day GS maint allowance			(8) 1-yr alw	(9) Depot maint	(10) Illustration (a) (b)	
		Reference Number & Mfr. Code	Usable On Code		(a)	(b)	(c)	(a)	(b)	(c)	per 100 equip-cnt-gcy	per 100 equip	Figure No.	Item No.
		2001-CANVAS, RUBBER OR PLASTIC ITEMS- CONTINUED												
M-F		WEATHER SEAL: CAB TOP DOOR 7372722 (19207)	EA	1	*	*	*	*	*	*	8	10	279	7
		FABRICATE FROM:												
P-F	9390-641-1119	WEATHER SEAL, NON-METALLIC SPECIAL: 30219 8724456 (19207)	FT	V	*	*	*	*	*	*				
M-F		WEATHER SEAL LEFT DOOR PILLAR POST 7322720 (19207)	EA	1	*	*	*	*	*	*	8	10	279	8
		FABRICATE FROM:												
P-F	9390-641-1119	WEATHER SEAL NON-METALLIC SPECIAL 8724456 (19207)	FT	V	*	*	*	*	*	*				
M-F		WEATHER SEAL: RIGHT DOOR PILLAR POST 7322721 (19207)	EA	1	*	*	*	*	*	*	8	10	279	8
		FABRICATE FROM:												
P-F	9390-641-1119	WEATHER SEAL NONMETALLIC SPECIAL: 8724456 (19207)	FT	V	*	*	*	*	*	*				
P-F	2510-693-0591	RETAINER: LEFT DOOR PILLAR POST WEATHER STRIP 7372718 (19207)	EA	1	*	*	*	*	*	*	8	10	279	9
P-F	2510-693-0592	RETAINER: RIGHT DOOR PILLAR POST WEATHER STRIP 7372719 (19207)	EA	1	*	*	*	*	*	*	8	10	279	9
P-F	2510-740-9686	RAILSIDE CABTOP: PILLAR LEFT WITH BOW AND SIDE RAIL, ASSEMBLY WITHOUT WEATHER STRIP 7409686 (19207)	EA	1	*	*	*	*	*	*	8	10	279	10
P-F	2510-740-9687	RAIL, SIDE CAB TOP: PILLAR, CAB TIP, RIGHT WITH BOW AND SIDE RAIL, ASSEMBLY WITHOUT WEATHER STRIP 7409687 (19207)	EA	1	*	*	*	*	*	*	8	10	279	10
P-F	5305-267-8976	SCREW, CAP, HEXAGON: BAR ASSEMBLY MS90726-11 (96906)	EA	1	*	*	*	*	*	*	8	10	279	11
P-F	5325-282-7435	STUD, TURN BUTTON FASTENER: 583244 (21450)	EA	14	*	*	*	*	*	*	6	10	279	12
X1		BAR ASSEMBLY: LEFT 7005602 (19207)		1									279	13
X1		BAR ASSEMBLY: RIGHT 7005603 (19207)		1									279	13
X1		RIVET: 106899 (21450)		2									279	14
P-F	2510-737-2711	BOW: (RIGHT) 7372711 (19207)	EA	1	*	*	*	*	*	*	8	10	279	15
P-F	2510-737-2712	BOW (LEFT) 7372712 (19207)	EA	1	*	*	*	*	*	*	8	10	279	15

(1) SMR Code	(2) Federal Stock Number	(3) DESCRIPTION	(4) UNIT of meas	(5) Qty in Unit	(6) 30-day DS maint inc. allowance	(7) 30-day GS maint allowance	(8) 1-yr alw equip cnt-	(9) Depot alw maint equip	(10) Illustration (a) Figure No. (b) Item No.					
Reference Number & Mfr. Code			Usable	On Code	(a) 1-20	(b) 21-50	(c) 51-100	(a) 1-20	(b) 21-50	(c) 51-100	gcy			
2201-CANVAS, RUBBER OR PLASTIC ITEMS-CONTINUED														
P-F	5310-959-7600	NUT,SELF-LOCKING: MS51922-5 (96906)	EA	1	*	*	*	*	*	*	6	10	279	16
P-F	2540-891-7830	CATCH, CAB TOP: (LEFT) 7005798 (19207)	EA	1	*	*	*	*	*	*	4	8	279	17
X1		CATCH, CAB TOP: (RIGHT) 7005638 (19207)		1									279	17
P-O	4020-240-2159	CORD: SASH	AE	FT	V	*	*	*	*	*			279	18
P-F	5325-202-2054	GROMMET,METALLIC: PLAIN CAB TOP COVER 549187 (21450)	AE	EA	7	*	*	*	*	*	6	10	279	19
P-O	2520-740-9678	BAR: CROSS CAB TOP BOW 67314 (82278)	AE	EA	1	*	*	*	*	*	4	8	279	20
P-O	2540-860-2355	CANOPY: GONDOLA CANVAS 10876433 (19207)	BD,HA,FJ	EA	1	*	*	*	*	*	8	10	280	1
P-O	2540-860-2358	BRACE: GONDOLA TOP STEEL 10900249 (19207)	BD,HA,FJ	EA	3	*	*	*	*	*	4	8	280	2
P-O	2540-860-2356	FRAME: CANOPY TABLUAR STEEL FRONT 10876566 (19207)	BD,HA,FJ	EA	1	*	*	*	*	*	4	8	280	3
P-O	2540-860-2357	FRAME: CANOPY TABLUAR STEEL REAR 10876565 (19207)	BD,HA,FJ	EA	1	*	*	*	*	*	4	8	280	4
P-O	2541-933-8645	COVER: CARGO BODY 11608799 (19207)	BE,BF,BG	EA	1	*	*	*	*	*	8	10	281	1
P-O	2540-770-3429	COVER: LONG CARGO BODY TOP 7392938 (19207)	FH,EG	EA	1	*	*	*	*	*	8	10	281	1
P-O	2540-740-9679	COVER: CARGO BODY TOP 7409679 (19207)	BC	EA	1	*	*	*	*	*	8	10	281	1
P-O	2540-402-2157	CURTAIN: CARGO BODY END MS51324-16 (96906)	BE,FG,FH,EG	EA	2	*	*	*	*	*	8	10	281	2
NON-ILLUSTRATED														
P-F	2510-693-0590	RETAINER: CAB TO RIGHT DOOR HEADER WEATHER STRIP 66036 (82278)	AE	EA	1	*	*	*	*	*	6	10		
P-F	2540-040-1968	SEAL,RUBBER SPECIAL: ROOF CAB 7085352 (19207)	AE	EA	2	*	*	*	*	*	8	10		
2202-ACCESSORY ITEMS														
P-O	2540-640-2267	BLADE,WINDSHIELD WIPER: (12 INCHES LONG) MS53048-12 (96906)	A	EA	2	*	*	*	*	*	10	20	282	1
P-O	2540-050-0810	ARM,WINDSHIELD WIPER: (ADJUSTABLE) 500810 (19207)	A	EA	2	*	*	*	*	*	4	8	282	2



(1) SMR Code	(2) Federal Stock Number	(3) DESCRIPTION	(4) UNIT of meas	(5) Qty	(6) 30-day DS inc. allowance	(7) 30-day GS allowance	(8) 1-yr alw	(9) Depot alw	(10) Illustration						
		Reference Number & Mfr. Code	Usable On Code		(a) 1-20	(b) 21-50	(c) 51-100	(a) 1-20	(b) 21-50	(c) 51-100	per 100 equip cnt-gcy	per 100 equip	(a) Figure No.	(b) Item No.	
2202-ACCESSORY ITEMS-CONTINUED3															
P-O	5310-705-8965	NUT PLAIN,CAP;WINDSHIELD WIPER ARM TO MOTOR SHAFT 7058965 (19207)	A	EA	2	*	*	*	*	*	*	6	10	282	3
P-O	5305-531-0452	SCREW,ASSEMBLED WASHER:MOTOR MOUNTING 594269 (21450)	A	EA	4	*	*	*	*	*	*	6	10	282	4
P-O	2540-753-9697	BRACKET:INSIDE REAR VIEW MIRROR 7539697 (19207)	A	EA	1	*	*	*	*	*	*	4	5	282	5
X2-O		SCREW: 164475 (21450)	A	EA	2	*	*	*	*	*	*			282	6
P-O	2540-054-7201	MIRROR ASSEMBLY,REAR VIEW: 547201 (21450)	A	EA	1	*	*	*	*	*	*	4	10	282	7
P-O	2540-930-9102	MOTOR,WINDSHIELD WIPER: MS53017-1 (96906)	A	EA	2	*	*	*	*	*	*	6	10	282	8
P-O	4730-908-3195	CLAMP,HOSE: MS35842-10 (96906)	A	EA	8	*	*	*	*	*	*	4	8	282	9
P-O	5305-836-9566	SCREW,TAPPING,THREAD FORMING N145P1708C (03538)	A	EA	4	*	*	*	*	*	*	6	10	282	10
P-O	4720-203-2668	HOSE,NONMETALLIC:WINDSHIELD WIPER LINE A12876 (65909)	A	FT	V	*	*	*	*	*	*	4	10	282	11
P-O	4710-277-5525	TUBE,COPPER:WINDSHIELD WIPER LINE BB3338 (50513)	A	FT	V	*	*	*	*	*	*	4	10	282	12
P-O	5340-200-2741	CLAMP,LOOP:WINDSHIELD WIPER UPPER LINE AN742-6 (88044)	A	EA	4	*	*	*	*	*	*	4	8	282	13
P-O	5340-057-3039	CLAMP,LOOP:TEE TO RIGHT WINDSHIELD WIPER MOTOR LINE 3PT573039 (81348)	A	EA	1	*	*	*	*	*	*	4	8	282	14
P-O	4730-737-2701	TEE,HOSE:WINDSHIELD WIPER MOTOR LINE 7372701 (19207)	A	EA	1	*	*	*	*	*	*	4	8	282	15
P-O	2540-740-9423	MIRROR ASSEMBLY,REAR VIEW: 7409423 (19207)	A	EA	2	*	*	*	*	*	*	10	20	283	1
P-O	5310-768-0319	NUT,PLAIN,HEXAGON: MS51968-2 (96906)		EA	2	*	*	*	*	*	*	6	10	283	2
P-O	5310-012-1753	WASHER,LOCK: MS35335-19 (96906)		EA	2	*	*	*	*	*	*	6	10	283	3
X1		ARM ASSEMBLY: 10883206 (19207)			2									283	4
P-O	2540-952-7034	ARM,REAR VIEW MIRROR: MS51388-2 (96906)		EA	2	*	*	*	*	*	*	6	10	283	5
P-O	5310-080-6004	WASHER,FLAT: MS15795-214 (96906)		EA	4	*	*	*	*	*	*	6	10	283	6
P-O	5330-483-2408	GASKET: 7372705 (19207)		EA	4	*	*	*	*	*	*	10	20	283	7

(1) SMR Code	(2) Federal Stock Number	(3) DESCRIPTION	(4) UNIT of meas	(5) Qty	(6) 30-day DS inc. allowance	(7) 30-day GS allowance	(8) 1-yr alw per 100 equip	(9) Depot alw per 100 equip	(10) Illustration (a) Figure No. (b) Item No.				
Reference Number & Mfr. Code			Usable On Code	(a)	(b)	(c)	(a)	(b)	(c)				
				1-20	21-50	51-100	1-20	21-50	51-100				
2202-ACCESSORY ITEMS-CONTINUED													
P-O	5305-269-2807	SCREW,CAP,HEXAGON: MS90726-64 (96906)	EA	2	*	*	*	*	*	6	10	283	8
P-O	5310-639-8062	WASHER,LOCK: 138489 (21450)	EA	4	*	*	*	*	*	6	10	283	9
P-O	5310-732-0559	NUT,PLAIN,HEXAGON: MS1968-8 (96906)	EA	2	*	*	*	*	*	6	10	283	10
P-O	2540-737-2703	BRACKET:REAR VIEW MIRROR 7372703 (19207)	EA	2	*	*	*	*	*	3	5	283	11
P-O	2540-840-0022	MIRROR: MS53015-1 (96906)	EA	1	*	*	*	*	*			283	12
P-O	5310-061-7325	NUT,SELF-LOCKING:DOOR SUPPORT PLATE (4) MIRROR BRACES (8) MS21045-4 (96906)	EA	12	*	*	*	*	*	6	10	284	1
P-O	2540-933-6262	PLATE,DOOR SUPPORT: 11608938 (19207)	EA	2	*	*	*	*	*	3	5	284	2
P-O	5310-809-4058	WASHER,FLAT:DOOR SUPPORT PLATE (4),MIRROR BRACES (8) MS27183-10 (96906)	EA	12	*	*	*	*	*	6	10	284	3
P-O	2540-933-6263	CLIP:UPPER DOOR BRACE 11608933 (19207)	EA	2	*	*	*	*	*	4	8	284	4
P-O	5305-267-8975	SCREW,CAP,HEXAGON:DOOR SUPPORT AND CLIP MS90726-9 (96906)	EA	4	*	*	*	*	*	6	10	284	5
X2-O		WASHER:MIRROR BRACE ROD 7372705 (19207)	EA	4	*	*	*	*	*			284	6
X2-O		ROD,MIRROR BRACE: 11608936 (19207)	EA	2	*	*	*	*	*			284	7
P-O	2540-933-6869	BRACE,UPPER HINGE: 11608926 (19207)	EA	2	*	*	*	*	*	4	8	284	8
X2-O		BRACE ASSEMBLY,MIRROR: 11608924 (19207)	EA	2	*	*	*	*	*			284	9
P-O	2540-788-5637	MIRROR ASSEMBLY:REAR VIEW: MS53015-2 (96906)	EA	2	*	*	*	*	*	10	20	284	10
P-O	2540-933-6870	BRACE,LOWER HINGE: 11608927 (19207)	EA	2	*	*	*	*	*	3	5	284	11
P-O	2540-933-6868	BRACE,DOOR: 11608928 (19207)	EA	2	*	*	*	*	*	3	5	284	12
X2-O		BRACE,LOWER DOOR: 11608929 (19207)	EA	2	*	*	*	*	*			284	13
X2-O		BRACE,ROD SUPPORT: 11608925 (19207)	EA	2	*	*	*	*	*			284	14
P-O	2540-459-3185	BRACE,UPPER DOOR: 11664425 (19207)	EA	2	*	*	*	*	*	3	5	284	15

(1) SMR Code	(2) Federal Stock Number	(3) DESCRIPTION	(4) UNIT of meas	(5) Qty	(6) 30-day DS inc. allowance in Unit	(7) 30-day GS maint allowance	(8) 1-yr alw per 100 equip cnt-	(9) Depot alw per 100 equip	(10) Illustration alw per 100 Figure No.	(b) Item No.		
Reference Number & Mfr. Code			Usable On Code			(a) 35084	(b) 21-50	(c) 51-100	(a) 35084	(b) 21-50	(c) 51-100	gcy
2202-ACCESSORY ITEMS-CONTINUED												
P-O	5306-409-4066	BOLT,MACHINE:UPPER DOOR HINGE 1160893 (19207)	A	EA	4	* * *	* * *	* * *	6	10	284	16
P-O	5305-068-0506	SCREW,CAP,HEXAGON:UPPER DOOR BRACE CLIP MS90726-6 (96906)	A	EA	2	* * *	* * *	* * *	6	10	284	17
P-O	9905-205-2795	REFLECTOR,RED:VAN BODY MS35387-1 (96906)	CD,CF,CG	EA	4	* * *	* * *	* * *	6	10	285	1
P-O		SCREW: MS51861-68 (96906)	CE,CF,CG	EA	16	* * *	* * *	* * *	6	10	285	2
P-O	9905-202-3639	REFLECTOR,AMBER:VAN BODY MS35387-2 (96906)	CE,CF,CG	EA	4	* * *	* * *	* * *	6	10	285	3
P-O	5305-988-1724	SCREW,MACHINE: MS35206-280 (96906)	ZC	EA	12	* * *	* * *	* * *	6	10	286	1
P-O	9905-202-3639	REFLECTOR,AMBER:DROP SIDE CARGO TRUCK MS35387-2 (96906)	ZC	EA	4	* * *	* * *	* * *	6	10	286	2
P-O	5310-088-1251	NUT,SELF-LOCKING: MS51922-1 (96906)	ZC	EA	12	* * *	* * *	* * *	6	10	286	3
P-O	5310-209-0786	WASHER,LOCK: MS35335-33 (96906)	ZC	EA	4	* * *	* * *	* * *	6	10	286	4
P-O	5305-052-6920	SCREW: MS24629-56 (96906)	ZC	EA	4	* * *	* * *	* * *	6	10	286	5
P-O	9905-205-2795	REFLECTOR,RED:DROP SIDE CARGO TRUCK, (2) SIDE REAR,(2) REAR MS35387-1 (96906)	ZC	EA	4	* * *	* * *	* * *	6	10	286	6
P-O	9905-205-2795	REFLECTOR,RED:BRIDGE TRUCK MS35387-1 (96906)	BE,DC	EA	4	* * *	* * *	* * *	6	10	287	1
P-O	5305-988-1724	SCREW.MACHINE: MS35206-280 (96906)	BE,DC	EA	16	* * *	* * *	* * *	6	20	287	2
P-O	9905-202-3639	REFLECTOR,AMBER:BRIDGE TRUCK MS35387-2 (96906)	BE,DC	EA	4	* * *	* * *	* * *	6	10	287	3
P-O	5310-209-0786	WASHER,LOCK: MS35335-33 (96906)	BE,DC	EA	16	* * *	* * *	* * *	6	20	287	4
P-O	5310-088-1251	NUT,SELF-LOCKING: MS51922-1 (96906)	BE,DC	EA	16	* * *	* * *	* * *	6	20	287	5
P-O	5305-988-1724	SCREW,MACHINE: MS35206-280 (96906)	HA,JA,EF,BD,FJ	EA	12	* * *	* * *	* * *	6	20	288	1
P-O	9905-202-3639	REFLECTOR,AMBER:WRECKER MS35387-2 (96906)	HA,JA,EF,BD,FJ	EA	2	* * *	* * *	* * *	6	10	288	2
P-O	5310-088-1251	NUT,SELF-LOCKING: MS51922-1 (96906)	HA,JA,EF,BD,FJ	EA	12	* * *	* * *	* * *	6	20	288	3
P-O	9905-205-2795	REFLECTOR,RED:WRECKER MD35387-1 (96906)	HA,JA,EF, BD,FJ	EA	4	* * *	* * *	* * *	6	10	288	4

(1) SMR Code	(2) Federal Stock Number	(3) DESCRIPTION	(4) UNIT of meas	(5) Qty inc. in Unit	(6) 30-day DS maint allowance	(7) 30-day GS maint allowance	(8) 1-yr alw per 100 equip cnt-	(9) Depot maint alw per 100 equip	(10) Illustration No. (a) Figure No.	(b) Item No. (b)				
Reference Number & Mfr. Code			Usable On Code	(a)	(b)	(c)	(a)	(b)	(c)	gcy				
2202-ACCESSORY ITEMS-CONTINUED														
P-O	5305-068-0505	SCREW,CAP,HEXAGON: MS90726-5 (96906)	AK	EA	16	*	*	*	*	*	6	20	289	1
P-O	9905-205-2795	REFLECTOR,RED:DUMP TRUCK MS35387-1 (96906)	AK	EA	4	*	*	*	*	*	6	10	289	2
P-O	5310-061-7325	NUT,SELF-LOCKING: MS21045-4 (96906)	AK	EA	16	*	*	*	*	*	6	20	289	3
P-O	9905-282-3039	RELECTOR,AMBER:DUMP TRUCK MS35387-2 (96906)	AK	EA	4	*	*	*	*	*	6	10	289	4
P-O	5305-951-8261	SCREW,MACHINE: MS24649-55 (96906)	FA,FB,1C,1D,FE,FG,EA	EA	8	*	*	*	*	*	6	20	290	1
P-O	9905-202-3639	REFLECTOR,AMBER:CARGO BODY TRUCK MS35387-2 (96906)	FA,FB,1C,1D FE,FG,ZC,ZB	EA	4	*	*	*	*	*	6	10	290	2
P-O	9905-205-2795	RELECTOR,RED:CARGO BODY TRUCK MS35387-1 (96906)	FA,FB,1C,1D, FE,FG,ZC,CB	EA	4	*	*	*	*	*	6	10	290	3
P-O	5305-988-1724	SCREW,MACHINE MS35206-280 (96906)	FA,FB,1C,1D,FE FG,ZC,ZB,	EA	8	*	*	*	*	*	6	20	290	4
P-O	5310-088-1251	NUT,SELF-LOCKING: MS51922-1 (96906)	FA,FB,1C,1D FE,FG,ZC,ZB	EA	8	*	*	*	*	*	6	20	290	5
P-O	5305-038-0505	SCREW,CAP,HEXAGON: MS90726-5 (96906)	EA,EB,EC,1A,1B, DE,DF	EA	16	*	*	*	*	*	6	20	291	1
P-O	9905-202-3639	REFLECTOR,AMBER: DECK,1 SPARE TIRE CLAMP 1 TOOL BOX MS35387-2 (96906)	EA,EB,EC, 1A,1B, DE,DF	EA	4	*	*	*	*	*	6	10	291	2
P-O	5310-061-7325	NUT,SELF-LOCKING: MS21045-4 (96906)	EA,EB,EC,1A,1B, DE,DF	EA	16	*	*	*	*	*	6	20	291	3
P-O	9905-205-2795	REFLECTOR,RED:TRACTOR MS35387-1 (96906)	EA,EB,EC, 1A,1B,DE,DF	EA	4	*	*	*	*	*	6	10	291	4
P-O	5305-988-1724	SCREW,MACHINE: MS35206-280 (96906)	AH	EA	8	*	*	*	*	*	6	20	292	1
P-O	5310-209-0786	WASHER,LOCK: MS35335-33 (96906)	AH	EA	8	*	*	*	*	*	6	20	292	2
P-O	9905-202-3639	REFLECTOR,AMBER:CARGO BODY MS35387-2 (96906)	AH	EA	2	*	*	*	*	*	6	10	292	3
P-O	9905-205-2795	RELECTOR,RED:CARGO BODY MS35387-1 (96906)	AH	EA	4	*	*	*	*	*	6	10	292	4
P-O	5310-088-1251	NUT,SELF-LOCKING: MS51922-1 (96906)	AH	EA	8	*	*	*	*	*	6	20	292	5
P-O	5305-988-1724	SCREW,MACHINE: MS35206-280 (96906)	AH	EA	8	*	*	*	*	*	6	20	292	6

(1) SMR Code	(2) Federal Stock Number	(3) DESCRIPTION	(4) UNIT of meas	(5) Qty	(6) 30-day DS maint inc. allowance	(7) 30-day GS maint allowance	(8) 1-yr alw per 100 equip cnt-	(9) Depot maint alw per 100 equip	(10) Illustration Figure No.	(a) 35084	(b) 21-50	(c) 51-100	(a) 35084	(b) 21-50	(c) 51-100	(a) Figure No.	(b) Item No.
		Reference Number & Mfr. Code															
		2210-DATA PLATES AND INSTRUCTION HOLDERS															
P-O	2590-740-9711	PLATE IDENTIFICATION: VEHICLE DATA USED ON VEHICLES WITH WINCH 7409711 (19207)	CB	EA	1	* * *	* * *	2		293					1		
P-O	2590-740-9712	PLATE, IDENTIFICATION:VEHICLE DATA WINCH 7409712 (19207)	DB	EA	1	* * *	* * *	2		293					1		
P-O	2590-740-9713	PLATE, IDENTIFICATION:VEHICLE DATA 7409713 (19207)	CA	EA	1	* * *	* * *	2		293					1		
P-O	2590-740-0714	PLATE, IDENTIFICATION:VEHICLE DATA 7409714 (19207)	DA	EA	1	* * *	* * *	2		293					1		
P-O	2590-740-9715	PLATE, IDENTIFICATION:VEHICLE OPERATION 7409715 (19207)	OB, BG, CA, CB, FA, FB, ZA, HA, 1A, BE, RA, BF	EA	1	* * *	* * *	2		293					1		
P-O	2590-740-9716	PLATE, INSTRUCTION:VEHICLE OPERATION 7409716 (19207)	AK	EA	1	* * *	* * *	2		293					1		
P-O	2590-592-1165	PLATE, INSTRUCTION: SHIFTING FRONT AND REAR WINCH 7024227 (19207)	HA	EA	2	* * *	* * *	2		293					2		
P-O	2590-594-5919	PLATE, INSTRUCTION:SHIFTING, POWER DIVIDER 8735849 (19207)	HA	EA	1	* * *	* * *	2		293					2		
P-O	2590-575-2654	PLATE, IDENTIFICATION:WEIGHT DIMENSION DATA 105711R1 (19207)	HA	EA	1	* * *	* * *	2		293					3		
P-O	2590-678-8325	PLATE, IDENTIFICATION:WEIGHT DIMENSION DATA 7066007 (19207)	EB	EA	1	* * *	* * *	2		293					3		
P-O	2590-678-8327	PLATE, IDENTIFICATION:WEIGHT DIMENSION DATA 7066004 (19207)	GB	EA	1	* * *	* * *	2		293					3		
P-O	2590-678-8328	PLATE, IDENTIFICATION:WEIGHT DIMENSION DATA 7066003 (19207)	FB	EA	1	* * *	* * *	2		293					3		
P-O	2590-678-8329	PLATE, IDENTIFICATION:WEIGHT DIMENSION DATA 7066002 (19207)	CB	EA	1	* * *	* * *	2		293					3		
P-O	2590-678-8330	PLATE, IDENTIFICATION:WEIGHT DIMENSION DATA 7066001 (19207)	BG, BF	EA	1	* * *	* * *	2		293					3		
P-O	2590-678-8331	PLATE, IDENTIFICATION:WEIGHT DIMENSION DATA 7066000 (19207)	BA	EA	1	* * *	* * *	2		293					3		
P-O	2590-678-8336	PLATE, IDENTIFICATION:WEIGHT DIMENSION DATA 70-1024-6 (78880)	1A	EA	1	* * *	* * *	2		293					3		
P-O	2590-849-4931	PLATE, IDENTIFICATION:WEIGHT DIMENSION DATA 705708-21 (31007)	FA	EA	1	* * *	* * *	2		293					3		
P-O	9905-491-6845	PLATE, IDENTIFICATION:WEIGHT DIMENSION DATA 11593229 (19207)	CF	EA	1	* * *	* * *	2		293					3		
P-O	9905-498-2423	PLATE, IDENTIFICATION:WEIGHT DIMENSION DATA 11593227 (19207)	CE	EA	1	* * *	* * *	2		293					3		

(1) SMR Code	(2) Federal Stock Number	(3) DESCRIPTION	(4) UNIT of meas	(5) Qty	(6) 30-day DS maint inc. allowance	(7) 30-day GS maint allowance	(8) 1-yr alw per 100 equip cnt-	(9) Depot maint alw per 100 equip	(10) Illustration No. (a) Figure No.	(b) Item No. (b)					
Reference Number & Mfr. Code			Usable On Code			(a)	(b)	(c)	(a)	(b)	(c)	(a)	(b)		
						35084	21-50	51-100	35084	21-50	51-100	gcy			
2210-DATA PLATES AND INSTRUCTION HOLDERS-CONTINUED															
P-O	2590-608-2267	PLATE,IDENTIFICATION: 8741701 (19207)	MA	EA	1	*	*	*	*	*	*	2	293	4	
P-O	2590-630-5480	PLATE,INSTRUCTION:SERVICE PUBLICATION DATA 8735863 (19207)	GA	EA	1	*	*	*	*	*	*	2	293	4	
P-O	2590-678-8312	PLATE,INSTRUCTION:SERVICE PUBLICATION DATA 8735867 (19207)	EB	EA	1	*	*	*	*	*	*	2	293	4	
P-O	2590-678-8313	PLATE,INSTRUCTION:SERVICE PUBLICATION DATA 8735865 (19207)	BE,1A	EA	1	*	*	*	*	*	*	2	293	4	
P-O	2590-678-8314	PLATE,INSTRUCTION:SERVICE PUBLICATION DATA 8735864 (19207)	HA	EA	1	*	*	*	*	*	*	2	293	4	
P-O	2590-678-8316	PLATE,INSTRUCTION:SERVICE PUBLICATION DATA 8735862 (19207)	BA	EA	1	*	*	*	*	*	*	2	293	4	
P-O	2590-740-9709	PLATE,IDENTIFICATION:SERVICE PUBLICATION DATA 7409709 (19207)	CA,CB FA,FB,RA,TA,ZA	EA	1	*	*	*	*	*	*	2	293	4	
P-O	2590-740-9710	PLATE,INSTRUCTION:SERVICE PUBLICATION DATA 7409410 (19207)	DA,DB	EA	1	*	*	*	*	*	*	2	293	4	
P-O	5305-855-0961	SCREW: MS24629-35 (96906)	BF	EA	56	*	*	*	*	*	*	10	20	293	5
P-O	2590-594-5916	PLATE,IDENTIFICATION:RESPONSIBLE AGENCY 8735846 (19207)	BF,BG FA,FB,HA	EA	1	*	*	*	*	*	*	2	293	6	
P-O	2590-740-9717	PLATE,IDENTIFICATION:RESPONSIBLE AGENCY 7409717 (19207)		EA	1	*	*	*	*	*	*	2	293	6	
P-O	2590-607-3524	PLATE,INSTRUCTION:DEEP WATER FORD 7037055 (19207)	HA	EA	1	*	*	*	*	*	*	2	293	7	
P-O	2590-633-9848	PLATE,INSTRUCTION:WARNING,LOW AIR PRESSURE, USED ON VEHICLE WITHOUT WINCH 7409719 (19207)	A	EA	1	*	*	*	*	*	*	2	293	8	
P-O	2590-740-9707	PLATE,INSTRUCTION:WARNING,LOW AIR PRESSURE, POWER TAKE OFF AND WINCH OPERATION USED ON VEHICLES WITH WINCH 7409707 (19207)	AD	EA	1	*	*	*	*	*	*	2	293	8	
P-O	2590-973-0705	PLATE,INSTRUCTION:WARNING DATA 10931804 (19207)	A	EA	1	*	*	*	*	*	*	2	293	9	
NON-ILLUSTRATED															
P-O	1560-065-7229	BASE PLATE ASSEMBLY: S6192-61022-1 (78286)	A	EA	1	*	*	*	*	*	*	2			
P-O	2540-318-0114	PLATE,INSTRUCTION:POWER PLANT HEATER 7531701 (19207)	A	EA	1	*	*	*	*	*	*	2			
P-O	2540-740-9718	PLATE,NAME:TRANSMISSION 7409718 (19207)	A	EA	1	*	*	*	*	*	*	2			

(1) SMR Code	(2) Federal Stock Number	(3) DESCRIPTION	(4) UNIT of meas	(5) Qty in Unit	(6) 30-day DS maint inc. allowance	(7) 30-day GS maint allowance	(8) 1-yr alw equip cnt-	(9) Depot alw per 100 equip	(10) Illustration (a) Figure No. (b) Item No.	
Reference Number & Mfr. Code			Usable On Code	(a)	(b)	(c)	(a)	(b)	(c)	
				35084	21-50	51-100	35084	21-50	51-100	
2210-DATA PLATES AND INSTRUCTION HOLDERS-CONTINUED NON-ILLUSTRATED-CONTINUED										
P-O	2590-060-7229	PLATE, INSTRUCTION: ANTI-DIESELING CONTROL CABLE 10883397 (19207)	A	EA	1	*	*	*	*	2
P-O	2590-065-9641	PLATE, INSTRUCTION: 10929829 (19207)	A	EA	1	*	*	*	*	2
P-O	2590-088-4924	PLATE, IDENTIFICATION: 10931931 (19207)	1C	EA	1	*	*	*	*	2
P-O	2590-088-4925	PLATE, IDENTIFICATION: 10931930 (19207)	1D	EA	1	*	*	*	*	2
P-O	2590-088-4926	PLATE, IDENTIFICATION: 10931928 (19207)	IA	EA	1	*	*	*	*	2
P-O	2590-088-4927	PLATE, IDENTIFICATION: 10931927 (19207)	1B	EA	1	*	*	*	*	2
P-O	2590-262-9929	PLATE, INSTRUCTION: CAUTION WATCH 8344235 (19207)	HA	EA	1	*	*	*	*	2
P-O	2590-607-3522	PLATE, INSTRUCTION: LUBRICATION, CRANE 7037056 (19207)	HA	EA	1	*	*	*	*	2
P-O	2590-607-3523	PLATE, INSTRUCTION: BOOM JACK 7037054 (19207)	HA	EA	1	*	*	*	*	2
P-O	2590-639-8597	PLATE, IDENTIFICATION: 8724357 (19207)	A	EA	1	*	*	*	*	2
P-O	2590-736-8523	PLATE INSTRUCTION: INSTRUMENT PANEL 7368523 (19207)	A	A	1	*	*	*	*	2
P-O	2590-740-9708	PLATE, INSTRUCTION: POWER TAKE-OFF SHIFTING LEVER USED ON VEHICLES WITH WINCH 7409708 (19207)	AD	EA	1	*	*	*	*	2
P-O	2590-740-9721	PLATE, INSTRUCTION: SERVICE AIR LINE 7409721 (19207)	A	EA	1	*	*	*	*	2
P-O	2590-740-9868	PLATE, IDENTIFICATION: TRACTOR, USED ON VEHICLE WITH WINCH 7409868 (19207)	EB, 1A	EA	1	*	*	*	*	2
P-O	2590-740-9869	PLATE, IDENTIFICATION: TRACTOR USED ON VEHICLE WITHOUT WINCH 7409869 (19207)	EA, EC	EA	1	*	*	*	*	2
P-O	2590-753-8793	PLATE, IDENTIFICATION: CAUTION, WINCH-FRONT 7538793 (19207)	AD	EA	1	*	*	*	*	2
P-O	2590-753-8794	PLATE, IDENTIFICATION: NAME, POWER TAKE-OFF CASE USED ON VEHICLES WITH WINCH 7538794 (19207)	AD	EA	1	*	*	*	*	2





(1) SMR Code	(2) Federal Stock Number	(3) DESCRIPTION	(4) UNIT of meas	(5) Qty in Unit	(6) 30-day DS maint inc. allowance	(7) 30-day GS maint allowance	(8) 1-yr alw per equip cnt-	(9) Depot maint alw per equip	(10) Illustration No. (a) Figure No.	(b) Item No. (b) Item No.					
Reference Number & Mfr. Code			Usable On Code			(a)	(b)	(c)	(a)	(b)	(c)				
2210-DATA PLATES AND INSTRUCTION HOLDERS-CONTINUED NON-ILLUSTRATED-CONTINUED															
P-O	9905-252-5586	PLATE INSTRUCTION:INSTRUMENT PANEL 7059462 (19207)	A	EA	1	*	*	*	*	*	*	2			
P-O	9905-252-5587	PLATE,INSTRUCTION:INSTRUMENT PANEL 7409993 (19207)	A	EA	1	*	*	*	*	*	*	2			
GROUP 33-SPECIAL PURPOSE KITS															
3301-REUSABLE SHIPPING CONTAINER NOTE, REFER TO GROUP 0100 FIGURE 1															
P-F	8115-973-2228	CONTAINER,SHIPPING AND STORAGE: GASOLINE AND DIESEL 10899380 (19207)	AA,AC	EA	1	*	*	*	*	*	*		1	3	
P-F	8115-967-3343	CONTAINER,SHIPPING AND STORAGE: MULTIFUEL 10935322 (19207)	AB	EA	1	*	*	*	*	*	*		1	3	
X1		CONTAINER,UPPER,ENGINE SHIPPING AND STORAGE: 10912235 (19207)	AA,AC		1								1	4	
P-F	5305-051-0827	SCREW,CAP,HEXAGON ENGINE CONTAINER MS90725-164 (96906)	A	EA	30	*	*	*	*	*	*	6	10	1	5
X1		GASKET:ENGINE CONTAINER 10912228 (19207)	AA,AC		1								1	6	
P-F	5310-012-1574	WASHER,LOCK:ENGINE SHIPPING AND STORAGE CONTAINER MS35338-31 (96906)	A	EA	30	*	*	*	*	*	*	6	10	1	7
X1		NUT,PLAIN:ENGINE CONTAINER MS35690-1005 (96906)	A		30								1	8	
X1		CONTAINER,LOWER ENGINE SHIPPING AND STORAGE 10935323 (19207)	AA,AC		1								1	9	
X1		VALVE,SAFETY,RELIEF: ENGINE CONTAINER 8376454 (19207)	AA,AC		1								1	10	
X1		VALVE AIR,PRESSURE: ENGINE CONTAINER 8376442 (19207)	AA,AC		1								1	11	
X1		INDICATOR,HUMIDITY: ENGINE CONTAINER 8365883 (19207)	AA,AC		1								1	12	

(1) SMR Code	(2) Federal Stock Number	(3) DESCRIPTION	(4) UNIT of meas	(5) Qty	(6) 30-day DS maint inc. allowance	(7) 30-day GS maint allowance	(8) 1-yr alw per 100 equip cnt-	(9) Depot alw per 100 equip	(10) Illustration (a) Figure No. (b) Item No.						
Reference Number & Mfr. Code			Usable On Code			(a) 35084	(b) 21-50	(c) 51-100	(a) 35084	(b) 21-50	(c) 51-100	gcy			
3301-REUSABLE SHIPPING CONTAINER-CONTINUED															
NOTE,REFER TO GROUP 0700 FIGURE 40															
P-F-S	8115-972-2591	CONTAINER,TRANSMISSION: SHIPPING AND STORAGE 108992 (19207)	AC	EA	1	*	*	*	*	*	*	40	3		
X1		CONTAINER,UPPER: 1093287 (19207)	AC		1							40	4		
P-F	5305-051-0827	SCREW,CAP,HEXAGON: UPPER CONTAINER TO LOWER CONTAINER MS90725-164 (96906)	AC	EA	30	*	*	*	*	*	*	6	10	40	5
X1		GASKET: 10932085 (19207)	AC		1							40	6		
P-F	5310-012-1574	WASHER,LOCK:UPPER CONTAINER TO LOWER CONTAINER MS35338-31 (96906)	AC	EA	30	*	*	*	*	*	*	6	10	40	7
X1		NUT,PLAINH,HEXAGON: UPPER CONTAINER TO LOWER CONTAINER MS35690-1002 (96906)	AC		30								40	8	
X1		CONTAINER,LOWER: 10932087 (19207)	AC		1								40	9	
X1		VALVE,AIR PRESSURE: UPPER CONTAINER 8376442 (19207)	AC		1								40	10	
X1		VALVE,SAFETY RELIEF: UPPER CONTAINER 8376456 (19207)	AC		1								40	11	
X1		INDICATOR,HUMIDITY:UPPER CONTAINER 8355883 (19207)	AC		1								40	12	
P-F-S	8115-972-2591	NOTE,REFER TO GROUP 0700 FIGURE 41 SHIPPING AND STORAGE CONTAINER: TRANSMISSION 10899260 (19207)	AA,AB	EA	1	*	*	*	*	*	*		41	5	
X1		SHELL,UPPER: 10899250 (19207)	AA,AB		1								41	6	
P-F	5305-269-3213	SCREW,CAP,HEXAGON: UPPER SHELL TO LOWER SHELL MS90725-62 (96906)	AA,AB	EA	14	*	*	*	*	*	*	6	10	41	7
P-F	5310-080-6004	WASHER,FLAT:UPPER SHELL TO LOWER SHELL MS15795-214 (96906)	AA,AB	EA	14	*	*	*	*	*	*	6	10	41	8

(1) SMR Code	(2) Federal Stock Number	(3) DESCRIPTION	(4) UNIT of meas	(5) Qty	(6) 30-day DS maint allowance			(7) 30-day GS maint allowance			(8) 1-yr alw	(9) Depot maint alw	(10) Illustration		
		Reference Number & Mfr. Code	Usable On Code		(a)	(b)	(c)	(a)	(b)	(c)	per 100 equip cnt-	per 100 equip	(a) Figure No.	(b) Item No.	
3301-REUSABLE SHIPPING CONTAINER-CONTINUED															
P-F	5330-936-8303	GASKET: 10899249 (19207)	AA,AB	EA	1	*	*	*	*	*	*	6	10	41	9
X1		SHELL,LOWER: 10899240 (19207)	AA,AB		1									41	10
P-F	5310-637-9541	WASHR,LOCK:UPPER SHELL TO LOWER SHELL MS35338-27 (96906)	AA,AB	EA	14	*	*	*	*	*	*	6	10	41	11
P-F	5310-732-0558	NUT,PLAIN,HEXAGON: UPPER SHELL TO LOWER SHELL MS51967-8 (96906)	AA,AB	EA	14	*	*	*	*	*	*	6	10	41	12
P-F	4820-620-8123	VALVE,SAFETY RELIEF: LOWER SHELL 8376456 (19207)	AA,AB	EA	1	*	*	*	*	*	*	4	5	41	13
X1		PLATE:LOWER SHELL 10899247 (19207)	AA,AB		1									41	14
P-F	5310-407-9566	WASHER,LOCK:PLATE TO LOWER SHELL MS35338-26 (96906)	AA,AB	EA	2	*	*	*	*	*	*	6	10	41	15
P-F	5310-081-4219	WASHER,FLAT:PLATE TO LOWER SHELL MS35425-22 (96906)	AA,AB	EA	2	*	*	*	*	*	*	6	10	41	16
P-F	5310-828-8189	NUT,PLAIN,WING:PLATE TO LOWER SHELL MS35425-22 (96906)	AA,AB	EA	2	*	*	*	*	*	*	6	10	41	17
P-F	6685-076-7112	INDICATOR HUMIDITY:LOWER SHELL 10906697 (19207)	AA,AB	EA	1	*	*	*	*	*	*	6	10	41	18
P-F	8115-907-0695	NOTE REFER TO GROUP 0801 FIGURE 49 CONTAINER ASSEMBLY: 10932088 (19207)	A	EA	1	*	*	*	*	*	*			50	3
X1		CONTAINER,UPPER: 10932087 (19207)	A		1									50	4
P-F	5305-051-0827	SCREW,CAP,HEXAGON: UPPER CONTAINER TO LOWER MS90725-164 (96906)	A	EA	1	*	*	*	*	*	*	6	10	50	5
X1		GASKET:UPPER CONTAINER TO LOWER 10932085 (19207)	A		1									50	6
P-F	5310-012-1574	WASHER,FLAT:UPPER CONTAINER TO LOWER MS35338-31 (96906)	A	EA	30	*	*	*	*	*	*	6	10	50	7
X1		NUT,PLAIN,HEXAGON: UPPER CONTAINER TO LOWER MS35690-1002 (96906)	A		30									50	8

(1) SMR Code	(2) Federal Stock Number	(3) DESCRIPTION	(4) UNIT of meas	(5) Qty	(6) 30-day DS inc. allowance Unit	(7) 30-day GS maint allowance	(8) 1-yr alw per equip cnt-	(9) Depot maint alw per equip	(10) Illustration No. Figure No.	(b) Item No.				
Reference Number & Mfr. Code			Usable On Code			(a)	(b)	(c)	(a)	(b)	(c)	(a)	(b)	(c)
						35084	21-50	51-100	35084	21-50	51-100	gcy		
3301-REUSABLE SHIPPING CONTAINER-CONTINUED														
X1		CONTAINER LOWER: 10932087 (19207)	A				50	9						
X1		VALVE,AIR,PRESSURE: UPPER CONTAINER 8376442 (19207)	A	1								50		10
P-F	4820-620-8123	VALVE,SAFETY,RELIEF: UPPER CONTAINER 8376456 (19207)	A	EA	1	*	*	*	*	*	*	4	5	50 11
P-F	6685-906-0156	INDICATOR,HUMIDITY:UPPER CONTAINER 8355883 (19207)	A	EA	1	*	*	*	*	*	*	4	5	50 12
3303-WINTERIZATION KITS														
P-F	2990-213-1279	VALVE ASSEMBLY,FUEL CONTROL:(24V) 7520336 (19207)	AA,AC	EA	1	*	*	*	*	*	*	8	10	294 1
P-F	5305-054-6667	SCREW,MACHINE:SOLENOID COIL MS51957-42 (96906)		EA	2	*	*	*	*	*	*	6	10	294 2
P-F	5310-559-0070	WASHER:SOLENOID COIL MS3533-38 (96906)		EA	2	*	*	*	*	*	*	6	10	294 3
P-F	5950-310-4655	COILO,SOLENOID:VALVE CONTROL 8359617 (19207)		EA	1	*	*	*	*	*	*	8	10	294 4
P-F	5310-285-5112	WASHER,FLAT,NON-METALLIC:COIL INSULATING 8359678 (19207)		EA	2	*	*	*	*	*	*	6	10	294 5
P-F	5950-645-8838	COIL,SOLENOID:VALVE CONTROL 8359613 (19207)		EA	1	*	*	*	*	*	*	8	10	294 6
P-F	2540-039-8247	BOX ASSEMBLY,CONTROL (WITH SWITCHES) 7951656 (19207)	AA,AC	EA	1	*	*	*	*	*	*	2	5	295 1
X1		SCREW: 145183 (21450)			2									295 2
X1		PANEL: 7951728 (19207)			1									295 3
P-F	6115-039-8253	PANEL:HOUSING SUPPORT 7951726 (19207)		EA	1	*	*	*	*	*	*	2	5	295 4
P-F	5930-655-1521	SWITCH: MS35058-29 (96906)		EA	1	*	*	*	*	*	*	4	6	295 5
P-F	6210-295-1909	LIGHT,INDICATOR: MS25331-4 (96906)		EA	1	*	*	*	*	*	*	4	6	295 6

(1) SMR Code	(2) Federal Stock Number	(3) DESCRIPTION	(4) UNIT of meas	(5) Qty	(6) 30-day DS maint inc. allowance	(7) 30-day GS maint allowance	(8) 1-yr alw	(9) Depot maint	(10) Illustration per equip	(11) 100 cnt-	(12) 100 equip	(13) Figure No.	(14) Item No.
		Reference Number & Mfr. Code	Usable On Code	(a)	(b)	(c)	(a)	(b)	(c)				
				35084	21-50	51-100	35084	21-50	51-100	gcy			
3303-WINTERIZATION KITS-CONTINUED													
P-F	2510-795-1735	WIRE, ASSEMBLY: 7951735 (19207)	EA	1	*	*	*	*	*	6	10	295	7
P-F	6150-039-8256	LEAD, ELECTRICAL: 7951734 (19207)	EA	1	*	*	*	*	*	6	10	295	8
X1		BREAKER, CIRCUIT: 7016441 (19207)		1								295	9
P-F	2590-944-6252	LEAD ASSEMBLY, ELECTRIC: 7951732 (19207)	EA	1	*	*	*	*	*	6	10	295	10
P-F	2540-169-5732	BRACKET, CONNECTOR: 7951727 (19207)	EA	1	*	*	*	*	*	2	5	295	11
P-F	2540-104-2222	CASE, ASSEMBLY, CONTROL: 7951725 (19207)	EA	1	*	*	*	*	*	2	5	295	12
P-F	5310-194-8191	NUT, PLAIN, HEXAGON: CASE MOUNTING 220069 (21450)	EA	2	*	*	*	*	*	6	10	295	13
P-F	5310-889-2528	WASHER, LOCK: CASE MOUNTING MS45904-68 (96906)	EA	2	*	*	*	*	*	6	10	295	14
P-F	5305-105-6871	SCREW, MACHINE: CASE MOUNTING 187745 (21450)	EA	2	*	*	*	*	*	6	10	295	15
P-F	5305-531-0450	SCREW, ASSEMBLED WASHER: CONNECTOR BRACKET MOUNTING 487274 (21450)	EA	4	*	*	*	*	*	6	10	295	16
P-F	5305-940-8838	SCREW, ASSEMBLED WASHER: LEAD ASSEMBLING MOUNTING 7951752 (19207)	EA	4	*	*	*	*	*	6	10	295	17
P-F	5310-333-7341	NUT, PLAIN, HEXAGON: CIRCUIT BREAKER MOUNTING 7951221 (19207)	EA	2	*	*	*	*	*	6	10	295	18
P-F	2540-914-4706	SPACER, SLEEVE: CIRCUIT BREAKER MOUNTING 7951730 (19207)	EA	2	*	*	*	*	*	6	10	295	19
X1		SCREW, MACHINE: CIRCUIT BREAKER MOUNTING 170914 (57733)	EA	2								295	20
X1		WIRE ASSEMBLY: 7951736 (19207)		1								295	21
P-F	5930-615-7897	SWITCH: MS35059-31 (96906)	EA	1	*	*	*	*	*	4	6	295	22
P-F	5325-276-4993	GROMMET, RUBBER: 1975 (71296)	EA	1	*	*	*	*	*	8	100	295	23
P-F	2990-374-8333	CONTROL ASSEMBLY, INDICATOR: C3647G2 (46522)	EA	1	*	*	*	*	*	4	5	296	1

(1) SMR Code	(2) Federal Stock Number	(3) DESCRIPTION	(4) UNIT of meas	(5) Qty	(6) 30-day DS maint inc. allowance	(7) 30-day GS maint allowance	(8) 1-yr alw	(9) Depot maint	(10) Illustration					
Reference Number & Mfr. Code			Usable On Code	(a)	(b)	(c)	(a)	(b)	(c)	per equip cnt-	100 equip	(a) Figure No.	(b) Item No.	
3303-WINTERIZATION KITS-CONTINUED														
P-F	6240-155-8714	LAMP, INCANDESCENT: MS25231-313 (96906)	EA	1	*	*	*	*	*	*	6	10	296	2
P-F	5305-012-1832	SCREW, MACHINE: PLATE MOUNTING (2) RECEPTACLE BRACKET (4) 121832 (31007)	EA	6	*	*	*	*	*	*	6	10	296	3
P-F	2990-795-0204	PLATE, INSTRUCTION: 8366984 (19207)	EA	1	*	*	*	*	*	*	2		296	4
X1		PANEL: 8366977 (19207)		1									296	5
X1		SOCKET ASSEMBLY: 7417524 (19207)		1									296	6
X1		WIRE ASSEMBLY: C3657G6 (46522)		1									296	7
X1		WIRE ASSEMBLY: 8375957 (19207)		1									296	8
X1		WIRE ASSEMBLY: C3657G5 (46522)		1									296	9
X1		WIRE ASSEMBLY: C3657G10 (46522)		1									296	10
X1		WIRE ASSEMBLY: C3657G9 (46522)		1									296	11
X1		WIRE ASSEMBLY: C3657G4 (46522)		1									296	12
X1		BRACKET: RECEPTACLE MOUNTING 7417427 (19207)		1									296	13
P-F	5310-011-4777	NUT, PLAIN, HEXAGON: RECEPTACLE MOUNTING YLE1 (81348)	EA	4	*	*	*	*	*	*	6	10	296	14
P-F	5310-193-7577	WASHER, LOCK: RECEPTACLE MOUNTING MS35333-36 (96906)	EA	4	*	*	*	*	*	*	6	10	296	15
P-F	5935-682-0568	CONNECTOR, RECEPTACLE: MS3102R16S8P (96906)	EA	1	*	*	*	*	*	*	4	10	296	16
P-F	5310-797-9421	NUT, PLAIN, HEXAGON: PLATE MOUNTING C6052-832-27 (21387)	EA	2	*	*	*	*	*	*	6	10	296	17
P-F	5305-889-2997	SCREW, MACHINE: RECEPTACLE MOUNTING MS35206-215 (96906)	EA	4	*	*	*	*	*	*	6	10	296	18
X1		BOX: CONTROL 8366978 (19207)		1									296	19
P-F	5310-559-0070	WASHER, LOCK: RECEPTACLE BRACKET MOUNTING MS35333-38 (96906)	EA	4	*	*	*	*	*	*	6	10	296	20
X1		WIRE ASSEMBLY: C3695G2 (46522)		1									296	21

(1) SMR Code	(2) Federal Stock Number	(3) DESCRIPTION	(4) UNIT of meas	(5) Qty	(6) 30-day DS inc. allowance in Unit	(7) 30-day GS allowance	(8) 1-yr alw per 100 equip	(9) Depot maint alw per 100 equip	(10) Illustration (a) Figure No.	(b) Item (b) No.
Reference Number & Mfr. Code		Usable On Code	(a) (b) (c)			(a) (b) (c)			cnt- gcy	
			35084	21-50	51-100	35084	21-50	51-100		
3303-WINTERIZATION KITS-CONTINUED										
X1		WIRE ASSEMBLY: A3658 (46522)		1					296	22
P-F	4520-318-7547	WIRE,JUMPER: A11650G1 (46522)	EA	1	* * *	* * *	8	10	296	23
P-F	5930-615-7897	SWITCH,TOGGLE: MS35059-31 (96906)	EA	1	* * *	* * *	4	5	296	24
P-F	5925-802-1243	CIRCUIT BREAKER: MS24506-10 (96906)	EA	1	* * *	* * *	6	10	296	25
X1		WIRE ASSEMBLY: 83656 (46522)		1					296	26
P-F	5325-276-4265	GROMMET,RUBBER: 8606 (71294)	EA	1	* * *	* * *	8	100	296	27
P-F	5305-984-4983	SCREW,MACHINE: CIRCUIT BREAKER MOUNTING MS35206-226 (96906)	EA	2	* * *	* * *	6	10	296	28
P-O-R	2910-735-4014	PUMP,FUEL PERSONNEL: (24V) (FOR NEGATIVE GROUND ONLY) 8376299 (19207)	EA	1	* * *	* * *	4	5	297	1
X1		HOUSING ASSEMBLY: 476357 (19207)		1					297	2
P-F	2910-741-3711	PLUNGER ASSEMBLY: 7413711 (19207)	EA	1	* * *	* * *	6	10	297	3
P-F	2910-741-3778	SPRING,HELICAL,COMPRESSION: 7413778 (19207)	EA	1	* * *	* * *	6	10	297	4
P-F	5330-202-2252	GASKET:PLUNGER CUP 7413773 (19207)	EA	1	* * *	* * *	8	100	297	5
P-F	2910-741-3776	CUP,PLUNGER SPRING: 7413776 (19207)	EA	1	* * *	* * *	6	10	297	6
X1		SCREW: 128273 (21450)		3					297	7
P-F	5330-741-3774	GASKET:COVER 7413774 (19207)	EA	1	* * *	* * *	8	100	297	8
P-F	2910-679-9721	STRAINER,SEDIMENT: 7413775 (19207)	EA	1	* * *	* * *	6	10	297	9
P-F	2910-741-3777	COVER,FUEL PUMP: 7413777 (19207)	EA	1	* * *	* * *	4	5	297	10
P-O	4330-776-1059	FILTETR,FLUID,PRESSURE: 7416350 (19207)	EA	1	* * *	* * *	8	10	298	1
X1		HEAD: 7416621 (19207)		1					298	2

(1) SMR Code	(2) Federal Stock Number	(3) DESCRIPTION	(4) UNIT of meas	(5) Qty	(6) 30-day DS maint inc. allowance	(7) 30-day GS maint allowance	(8) 1-yr alw equip cnt-	(9) Depot alw equip	(10) Illustration (a) Figure No.	(b) Item (b) No.				
Reference Number & Mfr. Code			Usable On Code	(a)	(b)	(c)	(a)	(b)	(c)	gcy				
3303-WINTERIZATION KITS-CONTINUED														
P-F	2910-203-3322	ELEMENT, FILTER, FLUID PRESSURE: 8328647 (19207)	EA	1	*	*	*	*	*	*	6	10	298	3
P-F	5330-265-1089	PACKING, PREFORMED: HEAD TO BOWL MS29513-125 (96906)	EA	1	*	*	*	*	*	*	8	10	298	4
P-F	2910-031-9083	BOWL, SEDIMENT: 7413736 (19207)	EA	1	*	*	*	*	*	*	4	5	298	5
X1		HOOD: (COMPONENT OF HOT WATER KIT, FSN 2540-301-7269 7951428 (19207)	AA, AC	1									299	1
X1		ADAPTER, ASSEMBLY: (COMPONENT OF HOT WATER KIT, FSN 2540-301-7269) 7951057 (19207)	AA, AC	1									299	2
P-F	4720-809-2430	HOSE, AIR DUCT: 8711056 (19207)	EA	1	*	*	*	*	*	*	8	10	299	3
X1		GASKET, THERMOSTAT: (COMPONENT OF HOT WATER KIT, FSN 2540-301-7269 7375221 (19207)	AA, AC	1									299	4
P-O	6685-335-9479	THERMOSTAT: (COMPONENT OF HOT WATER KIT, FSN 2540-301-7269 7531811 (19207)	EA	2	*	*	*	*	*	*	6	10	299	5
P-F	4710-245-8339	TUBE, ASSEMBLY, METALLIC: 870871 (19207)	EA	1	*	*	*	*	*	*	6	20	299	6
X1		TEE: (COMPONENT OF HOT WATER KIT FSN 2540-301-7296 218699 (21450)	AA, AC	1									299	7
X1		ELBOW: 144119 (21450)	AA, AC	1									299	8
X1		COCK, SHUT-OFF: (COMPONENT OF HOT WATER KIT, FSN 2540-301-7296 7524043 (19207)	AA, AC	1									299	9
X2-F		HOSE: 8710560 (19207)	EA	V	*	*	*	*	*	*			299	10
X1		DUCT: (COMPONENT OF HOT WATER KIT, FSN 2540-301-7269) 7951086 (19207)	AA, AC	1									299	11
X1		DUCT: (COMPONENT OF HOT WATER KIT FSN 2540-301-7269	AA, AC	1									299	12
X1		CLAMP: (COMPONENT OF HOT WATER KIT, FSN 2540-301-7269) 7537473 (19207)	AA, AC	10									299	13



(1) SMR Code	(2) Federal Stock Number	(3) DESCRIPTION	(4) UNIT of meas	(5) Qty	(6) 30-day DS maint allowance	(7) 30-day GS maint allowance	(8) 1-yr alw equip cnt-	(9) Depot alw per 100 equip	(10) Illustration (a) Figure No.	(b) Item (b) No.			
Reference Number & Mfr. Code			Usable On Code	(a) 35084	(b) 21-50	(c) 51-100	(a) 35084	(b) 21-50	(c) 51-100	gcy			
3303-WINTERIZATION KITS-CONTINUED													
P-F	2540-010-1851	DIVERTER ASSEMBLY:(COMPONENT OF HOT WATER KIT,FSN 2540-301-7269) 7700251 (19207)	AA,AC	EA	1	*	*	*	*	4	8	299	14
P-F	2590-711-5824	CABLE ASSEMBLY:(COMPONENTS OF HOT WATER KIT,FSN 2540-301-7269) 7700248 (19207)	AA,AC	EA	1	*	*	*	*	6	10	299	15
P-O	9905-410-5831	PLATE,IDENTIFICATION: 7700351 (19207)	AA,AC	EA	1	*	*	*	*	2		299	16
P-F	9905-248-4758	PLATE,IDENTIFICATION:(COMPONENT OF HOT WATER KIT,FSN 2540-301-7269) 7951468 (19207)	AA,AC	EA	1	*	*	*	*	2	6	299	17
X1		DUCT:(COMPONENTS OF HOT WATER KIT, FSN 2540-301-7269) 7951506 (19207)	AA,AC		1							299	18
P-F	2540-087-3463	ADAPTER ASSEMBLY:(COMPONENTS OF HOT WATER KIT,FSN 2540-301-7269) 7700374 (19207)	AA,AC	EA	1	*	*	*	*	4	8	299	19
X1		DUCT:(COMPONENTS OF HOT WATER KIT, FSN 2540-301-7269) 7390367 (19207)	AA,AC		1							299	20
X1		BRACKET:(COMPONENTS OF HOT WATER KIT, FSN 2540-301-7269) 8710615 (19207)	AA,AC		1							299	21
X1		BRACKET:(COMPONENTS OF HOT WATER KIT, FSN 2540-301-7269) 8710613 (19207)	AA,AC		1							299	22
X2-F		ADAPTER ASSEMBLY: 8386434 919207)	AA,AC	EA	1	*	*	*	*			299	23
X1		SCREEN:(COMPONENTS OF HOT WATER KIT, FSN 2540-301-7269) 7390375 (19207)	AA,AC		1							299	24
P-F	2540-020-8591	HEATER,VEHICULAR:(COMPONENT OF HOT WATER KIT,FSN 2540-301-7269) 8380651 (19207)	AA,AC	EA	1	*	*	*	*	4	5	299	25
P-O	5340-168-6714	CLAMP,SPECIAL: 8707521 (19207)	AA,AC	EA	1	*	*	*	*	6	10	299	26
P-F	5905-777-8491	RESISTOR ASSEMBLY:(COMPONENT OF HOT WATER KIT,FSN 2540-301-7269) 8710856 (19207)	AA,AC	EA	1	*	*	*	*	4	5	299	27

(1) SMR Code	(2) Federal Stock Number	(3) DESCRIPTION	(4) UNIT of meas	(5) Qty	(6) 30-day DS maint allowance	(7) 30-day GS maint allowance	(8) 1-yr alw	(9) Depot alw	(10) Illustration					
		Reference Number & Mfr. Code	Usable On Code		(a)	(b)	(c)	(a)	(b)	(c)	per equip	100	(a) Figure No.	(b) Item No.
3303-WINTERIZATION KITS-CONTINUED														
X1		BRACKET:(COMPONENT OF HOT WATER KIT, FSN 2540-301-7269) 8359586 (19207)	AA,AC	1									299	28
X1		BRACKET:(COMPONENT OF HOT WATER KIT, FSN 2540-301-7269) 8710612 (19207)	AA,AC	1									299	29
P-F	5930-655-1513	SWITCH,TOGGLE:(COMPONENT OF HOT WATER KIT,FSN 2540-301-7269) MS35058-21 (96906)	AA,AC	EA	1	*	*	*	*	*	*	6	10	299 30
P-F	2590-770-0353	CONTROL ASSEMBLY,PUSH-PULL:(COMPONENT OF HOT WATER KIT,FSN 2540-301-7269) 7700353 (19207)	AA,AC	EA	1	*	*	*	*	*	*	6	10	299 31
X1		CONNECTOR ASSEMBLY:(COMPONENT OF OF HOT WATER KIT,FSN 2540-301-7269) 7982404 (19207)	AA,AC		1								299	32
P-F	2540-752-4078	ADAPTER ASSEMBLY:(COMPONENT OF HOT WATER KIT,FSN 2540-301-7269) 7524078 (19207)	AA,AC	EA	1	*	*	*	*	*	*	6	10	299 33
X1		CABLE ASSEMBLY:(COMPONENTS OF HOT WATER KIT,FSN 2540-301-7269) 8710639 (19207)	AA,AC		1								299	34
X1		CABLE ASSEMBLY:(COMPONENT OF HOT WATER KIT,FSN 2540-301-7269) 8710638 (19207)	AA,AC		1								299	35
X1		CABLE ASSEMBLY:(COMPONENT OF HOT WATER KIT, FSN 2540-301-7269) 8710637 (19207)	AA,AC		1								299	36
P-O	4730-908-3194	CLAMP,HOSE:(COMPONENT OF HOT WATER KIT,FSN 2540-301-7269) MS35842-11 (96906)	AA,AC	EA	4	*	*	*	*	*	*	6	10	299 37
P-F	2540-235-1841	LEAD,ELECTRICAL:(COMPONENT OF HOT WATER KIT,FSN 2540-301-7269) 8710633 (19207)	AA,AC	EA	1	*	*	*	*	*	*	6	10	299 38
X1		BUSHING:(COMPONENT OF HOT WATER KIT, FSN 2540-301-7269) 144039 (21450) 144039 (21450)	AA,AC		1								299	39
X1		CABLE ASSEMBLY:(COMPONENT OF HOT WATER KIT,FSN 2540-301-7269) 8710670 (19207)	AA,AC		1								299	40

(1) SMR Code	(2) Federal Stock Number	(3) DESCRIPTION	(4) UNIT of meas	(5) Qty	(6) 30-day DS maint inc. allowance	(7) 30-day GS maint allowance	(8) 1-yr alw	(9) Depot alw	(10) Illustration					
		Reference Number & Mfr. Code	Usable On Code		(a)	(b)	(c)	(a)	(b)	(c)	per 100 equip cnt-	per 100 equip	(a) Figure No.	(b) Item No.
3303-WINTERIZATION KITS-CONTINUED														
X1		BREAKER,CIRCUIT:(COMPONENT OF HOT WATER KIT,FSN 2540-301-7269) 8376915 (19207)	AA,AC	1									299	41
P-F	2540-401-1440	HEATER KIT,BATTERY BOX: ALL GASOLINE MODELS (COMPONENTS OF WINTERIZATION KIT,FSN 2540-570-1469) 7531682 (19207)	AA,AC	EA	1	*	*	*	*	*	*	4	5	300 1
P-F	2540-693-3404	LEAD,ELECTRICAL:ALL GASOLINE MODELS (COMPONENTS OF WINTERIZATION KIT, FSN 2540-570-1469) 8366735 (19207)		EA	2	*	*	*	*	*	*	6	10	300 2
P-F	2540-770-0402	PAD ASSEMBLY,HEATER: ALL GASOLINE MODELS,BATTERY BOX(COMPONENTS OF WINTERIZATION KIT, FSN 2540-570-1469) 7700402 (19207)		EA	1	*	*	*	*	*	*	6	10	300 3
P-F	2540-692-8820	TUBE ASSEMBLY,REAR HEATER: ALL GASOLINE MODELS,TO TRANSMISSION 7531727 (19207)	AA,AC	EA	1	*	*	*	*	*	*	6	10	301 1
P-F	2540-200-1296	HEATER,VEHICULAR,COOLANT: ALL GASOLINE MODELS, (24 VOLT) 7531654 (19207)	AA,AC	EA	1	*	*	*	*	*	*	4	5	301 2
P-F	1660-025-3493	FILTER,FLUID,PRESSURE: ALL GASOLINE MODELS,FUEL LINE 7416350 (19207)		EA	1	*	*	*	*	*	*	6	10	301 3
P-F	2910-735-4014	PUMP FUEL,PERSONNEL:ALL GASOLINE MODELS (FOR NEGATIVE GROUND ONLY) (24 VOLT) 7354014 (19207)		EA	1	*	*	*	*	*	*	4	5	301 4
P-F	4720-235-4133	HOSE,NON-METALLIC:ALL GASOLINE MODELS,LOW PRESSURE FUEL AND OIL LINES MILH7938 (81349)	AA,AC	FT	V	*	*	*	*	*	*	6	10	301 5
P-F	2940-740-8773	KIT:EVAPORATOR,ALCOHOL, ALL GASOLINE MODELS 7408773 (19207)	AA,AC	EA	1	*	*	*	*	*	*	4	5	301 6
X2-F		CABLE ASSEMBLY,POWER: ALL GASOLINE MODELS 7531653 (19207)	AA,AC	EA	1	*	*	*	*	*	*			301 7
P-F	6685-335-9479	THERMOSTAT:ENGINE TEMPERATURE CONTROL (180 DEGREE) ALL GASOLINE MODELS 7531811 (19207)	AA,AC	EA	2	*	*	*	*	*	*	6	10	301 8

(1) SMR Code	(2) Federal Stock Number	(3) DESCRIPTION	(4) UNIT of meas	(5) Qty	(6) 30-day DS maint inc. allowance	(7) 30-day GS maint allowance	(8) 1-yr alw per 100 equip	(9) Depot maint per 100 equip	(10) Illustration No.	(b) Item No.					
Reference Number & Mfr. Code			Usable	On	Code	(a)	(b)	(c)	(a)	(b)	(c)	gcy			
3303-WINTERIZATION KITS-CONTINUED			35084	21-50	51-100	35084	21-50	51-100							
P-F	2590-695-8835	GROMMET,WIRING HARNESS: ALL GASOLINE MODELS 7531676 (19207)	AA,AC	EA	1	*	*	*	*	*	*	6	10	301	9
P-O	2540-570-1469	WINTERIZATION KIT:POWER PLANT 5701469 (19207)	AA,AC	EA	V	*	*	*	*	*	*	4	5	302	1
P-O	2540-735-5719	COVER ASSEMBLY,ENGINE:(COMPONENT OF WINTERIZATION KIT,FSN 2540-570-1469) 7355719 (19207) NOTE,ELECTRICAL TOOL KIT,FSN 5180-876-9336,AUTHORIZED BY T O & E WILL BE UTILIZED FOR APPLICABLE REPLACEMENT PARTS NOT SPECIFIED IN THIS GROUP		EA	1	*	*	*	*	*	*	6	10	302	2
P-F-R	2540-960-3630	HEATER,VEHICULAR COOLANT: MULITFUEL MODELS 8364020 (19207)	AB	EA	1	*	*	*	*	*	*	4	5	303	1
X1		SCREW,MACHINE:BLOWER HOUSING 18672 (21450)			8									303	2
P-F	5305-531-0450	SCREW:TUBE 487274 (21450)		EA	3	*	*	*	*	*	*	6	10	303	3
X1		TUBE:BLOWER HOUSING 701649 (21450)			1									303	4
X1		ELBOW:TUBE 701682 (21450)			1									303	5
P-F	2540-960-3629	WASHER,COMBUSTION,ELBOW:SEALING 701716 (78385)		EA	1	*	*	*	*	*	*	6	10	303	6
P-F	5330-752-0346	WICK:FUEL STAND PIPE VAPORIZER 7520346 (19207)		EA	1	*	*	*	*	*	*	10	20	303	7
P-F	4520-790-8417	IGNITER ASSEMBLY:HOUSING 7324355 (19207)		EA	1	*	*	*	*	*	*	6	10	303	8
P-F	5305-145-0828	SCREW,MACHINE:FUEL CONTROL VALVE(2)OVERHEAT (4) 701761 (78385)		EA	6	*	*	*	*	*	*	6	10	303	9
P-F	2540-960-3622	VALVE ASSEMBLY,FUEL: G701700 (78385)		EA	1	*	*	*	*	*	*	6	10	303	10
X1		TUBE:VALVE CONTROL 701714 (21450)			1									303	11
P-F	5905-610-3290	RESISTOR ASSEMBLY:CONTROL VALVE 7971638 (19207)		EA	1	*	*	*	*	*	*	6	10	303	12
P-F	2540-960-3627	PIPE,FUEL,HEATER: G701707 (78385)		EA	1	*	*	*	*	*	*	6	10	303	13
X1		TUBE ASSEMBLY:PIPE FUEL 701651 (21450)			1									303	14

(1) SMR Code	(2) Federal Stock Number	(3) DESCRIPTION	(4) UNIT of meas	(5) Qty	(6) 30-day DS maint allowance	(7) 30-day GS maint allowance	(8) 1-yr alw	(9) Depot maint alw	(10) Illustration (a) Figure No. (b) Item No.					
Reference Number & Mfr. Code			Usable On Code	(a)	(b)	(c)	(a)	(b)	(c)	cnt-	equip	gcy		
3303-WINTERIZATION KITS-CONTINUED														
P-F	5310-606-8281	NUT:SWITCH ASSEMBLY 488756 (57733)	EA	4	*	*	*	*	*	*	6	10	303	15
X1		LOCKWASHER:SWITCH ASSEMBLY 79372 (21450)		4									303	16
P-F	5930-322-9441	SWITCH THERMOSTATIC:OVERHEAT 8359600 (19207)	EA	1	*	*	*	*	*	*	6	10	303	17
P-F	5305-456-2582	SCREW:FLAME DETECTOR (2) CABLE CLAMP (1) 170677 (57733)	EA	3	*	*	*	*	*	*	6	10	303	18
X1		GUARD ASSEMBLY:BLOWER HOUSING 701668 (21450)		1									303	19
P-F	2540-049-4199	SWITCH FLAME DETECTOR: 7971642 (19207)	EA	1	*	*	*	*	*	*	6	10	303	20
X1		RECEPTACLE ASSEMBLY: 701704 (21450)		1									303	21
X1		HOUSING ASSEMBLY BLOWER: 701673 (21450)		1									303	22
P-F	5305-135-3032	SCREW MACHINE:RECEPTACLE ASSEMBLY 488558 (21450)	EA	4	*	*	*	*	*	*	6	10	303	23
P-F	2540-960-3617	EXCHANGER ASSEMBLY HEAT: 701662 (57733)	EA	1	*	*	*	*	*	*	8	10	303	24
X1		HOUSING: 701702 (21450)		1									303	25
P-F	6105-961-8365	MOTOR DIRECT CURRENT: 701646 (78385)	EA	1	*	*	*	*	*	*	4	5	303	26
P-O	4730-720-1398	CLAMP HOSE:AIR DUCT MS35842-5 (96906)	EA	1	*	*	*	*	*	*	6	10	303	27
X2-F		DUCT: 7401666 (19207)	EA	1									303	28
X2-F		DEFLECTOR: 10896487 (19207)	EA	1	*	*	*	*	*	*			303	29
P-O	5930-296-6318	SWITCH TOGGLE:EMERGENCY MS390061-1 (96906)	EA	1	*	*	*	*	*	*	6	10	303	30
X2-F		GUARD:TOGGLE SWITCH 10896521 (19207)	EA	1	*	*	*	*	*	*			303	31
X2-F		LEAD ASSEMBLY: 10932060-2 (19207)	EA	1	*	*	*	*	*	*			303	32
P-F	5935-833-8561	SHELL ELECTRICAL: 8338561 (19207)	EA	1	*	*	*	*	*	*	6	10	303	33
P-F	5935-214-0904	DUMMY CONNECTOR PLUG: 7982907 (19207)	EA	1	*	*	*	*	*	*	6	10	303	34

(1) SMR Code	(2) Federal Stock Number	(3) DESCRIPTION	(4) UNIT of meas	(5) Qty	(6) 30-day DS maint inc. allowance in Unit	(7) 30-day GS maint allowance	(8) 1-yr alw per 100 equip	(9) Depot alw per 100 equip	(10) Illustration (a) Figure No. (b) Item No.
Reference Number & Mfr. Code		Usable On Code	(a) 35084	(b) 21-50	(c) 51-100	(a) 35084	(b) 21-50	(c) 51-100	gcy
3303-WINTERIZATION KITS-CONTINUED									
P-F	2540-087-3463	ADAPTER WINTERIZATION KITS: 7700374 (19207)	EA	1	* * *	* * *	4	5	303 35
P-F	4720-809-2430	HOSE AIR DUCT: 8711056 (19207)	FT	V	*	*	6	10	303 36
X2-F		DUCT: 7951086 (19207)	EA	1	* * *	* * *			303 37
P-F	2540-010-1851	DIVERTER ASSEMBLY: 7700251 (19207)	EA	1	* * *	* * *	6	10	303 38
P-F	2590-930-3533	WIRING HARNESS BRANCHED: 10932060-3 (19207)	EA	1	* * *	* * *	6	10	303 39
P-F	2590-930-3530	WIRING HARNESS BRANCHED: 10932060-4 (19207)	EA	1	* * *	* * *	6	10	303 40
P-F	2590-930-3532	WIRING HARNESS BRANCHED 10932060-1 (19207)	EA	1	* * *	* * *	6	10	303 41
P-F	2540-953-0110	BOX ASSEMBLY CONTROL: 10885798 (19207)	EA	1	* * *	* * *	4	5	303 42
P-F	2590-770-0353	CONTROL ASSEMBLY PUSH-PULL: 770353 (19207)	EA	1	* * *	* * *	4	5	303 43
X2-F		DECAL: 10896515 (19207)	EA	1	* * *	* * *			303 44
P-F	5935-900-6281	ADAPTER CONNECTOR: MS27147-1 (96906)	EA	1	* * *	* * *	6	10	303 45
X2-F		PLATE: 10896371 (19207)	EA	1	* * *	* * *			303 46
P-O	9905-248-4758	NAME PLATE: 7951468 (19207)	EA	1	* * *	* * *	2		303 47
P-O	9905-410-5831	NAME PLATE: 7700351 (19207)	EA	1	* * *	* * *	2		303 48
X2-F		BRACKET: 835986 (19207)	EA	1	* * *	* * *			303 49
X2-F		HARNESS: 8359927 (19207)	EA	1	* * *	* * *			303 50
P-O	2590-282-8280	PLATE IDENTIFICATION: 7951331 (19207)	EA	2	* * *	* * *	2		303 51
P-F	2590-711-5824	CONTROL ASSEMBLY: 77002248 (19207)	EA	1	* * *	* * *	4	5	303 52
X2-F		SHIELD: 10932116 (19207)	EA	1	* * *	* * *			303 53
P-F	2910-073-0165	PUMP FUEL ELECTRICAL: 7748814 (19207)	EA	1	* * *	* * *	4	5	303 54

(1) SMR Code	(2) Federal Stock Number	(3) DESCRIPTION	(4) UNIT of meas	(5) Qty	(6) 30-day DS maint allowance	(7) 30-day GS maint allowance	(8) 1-yr alw equip	(9) Depot alw per 100 equip	(10) Illustration (a) Figure No. (b) Item No.				
Reference Number & Mfr. Code			Usable On Code	(a) 1-20	(b) 21-50	(c) 51-100	(a) 1-20	(b) 21-50	(c) 51-100	gcy			
3303-WINTERIZATION KITS-CONTINUED													
X2-F		TEE: 444147 (21450)	EA	1	*	*	*	*	*	303	55		
P-F	1660-025-3493	FILTER FLUID PRESSURE: MS51085-1 (96906)	EA	1	*	*	*	*	*	8	10	303	56
P-F	4730-930-7774	ADAPTER STRAIGHT PIPE: MS39206-4 (96906)	EA	2	*	*	*	*	*	6	10	303	57
P-F	4730-278-3853	ELBOW PIPE TO TUBE: MS39202-4 (96906)	EA	1	*	*	*	*	*	6	10	303	58
P-O	4730-221-2136	PLUG: MS20913-1S (96906)	EA	1	*	*	*	*	*	6	10	303	59
P-F	4820-274-3646	COCK PLUG: 543852 (21450)	EA	1	*	*	*	*	*	6	6	303	60
P-F	4730-274-7406	CLAMP HOSE: 7951827 (19207)	EA	1	*	*	*	*	*	6	10	303	61
P-F	2540-752-4078	ADAPTER ASSEMBLY: 7534078 (19207)	EA	1	*	*	*	*	*	6	10	303	62
P-O	4730-542-5947	ADAPTER STRAIGHT PIPE: MS39203-4 (96906)	EA	1	*	*	*	*	*	6	10	303	63
X2-F		TUBE: 7986268 (19207)	EA	1	*	*	*	*	*			303	64
P-F	5340-598-0225	CLAMP LOOP: 8707524 (19207)	EA	1	*	*	*	*	*	6	10	303	65
P-F	5340-993-6207	CLAMP LOOP: MS21333-99 (96906)	EA	1	*	*	*	*	*	6	10	303	66
X2-F		ELBOW: 7951084 (19207)	EA	1	*	*	*	*	*			303	67
P-F	2540-039-8223	EXTENSION: 7700245 (19207)	EA	1	*	*	*	*	*	6	10	303	68
P-O	2940-740-8773	KIT EVAPORATOR ALCOHOL: 7408773 (19207)	EA	1	*	*	*	*	*	4	5	303	69
P-F	2590-994-7495	BASE: 10931988 (19207)	EA	1	*	*	*	*	*	2		303	70
X2-F		ELBOW: 444038 (21450)	EA	1	*	*	*	*	*			303	71
P-O	5315-059-0187	PIN COTTER: MS24665-363 (96906)	EA	1	*	*	*	*	*	6	10	303	72
P-O	5310-770-0243	WASHER FLAT: 7700243 (19207)	EA	1	*	*	*	*	*	6	10	303	73
P-O	2540-770-0242	PACKING PERFORMED: 7700242 (19207)	EA	1	*	*	*	*	*	6	10	303	74
P-F	4710-277-5526	TUBE COPPER: 8689207 (19207)	FT	V	*	*	*	*	*	6	10	303	75

(1) SMR Code	(2) Federal Stock Number	(3) DESCRIPTION	(4) UNIT of meas	(5) Qty	(6) 30-day DS maint inc. allowance in Unit	(7) 30-day GS maint allowance	(8) 1-yr alw per 100 equip cnt-	(9) Depot alw per 100 equip	(10) Illustration (a) Figure No. (b) Item No.	
Reference Number & Mfr. Code		Usable On Code	(a) 35084	(b) 21-50	(c) 51-100	(a) 35084	(b) 21-50	(c) 51-100	gcy	
3303-WINTERIZATION KITS-CONTINUED										
X2-F		COVER: 7978798 (19207)	EA	1	* * *	* * *			303	76
P-F	2590-693-4180	RECEPTACLE WITH CABLE: 7731421 (19207)	EA	1	* * *	* * *	6	10	303	77
P-F	2590-737-3246	BUSHING RUBBER COATED: 7373246 (19207)	EA	1	* * *	* * *	6	10	303	78
X2-F		BRACKET: 10931990 (19207)	EA	1	* * *	* * *			303	79
P-F	4730-915-7904	ADAPTER, STRAIGHT PIPE: MS38206-6 (96906)	EA	1	* * *	* * *	6	10	303	80
P-F	5325-141-7270	GROMMET RUBBER: 7951712 (19207)	EA	1	* * *	* * *	8	10	303	81
P-F		GROMMET: MS35489-79 (96906)	EA	1	* * *	* * *	8	10	303	82
X2-F		COUPLING: 444014 (21450)	EA	1	* * *	* * *			303	83
X2-F		TEE: 44120 (21450)	EA	1	* * *	* * *			303	84
P-F	4730-193-2707	NIPPLE, PIPE: 121830 (21450)	EA	1	* * *	* * *	6	10	303	85
X2-F		COVER: 7389745 (19207)	EA	1	* * *	* * *			303	86
P-F	2540-039-8364	BOOT: GEAR SHIFT LEVER 8370841 (91207)	EA	1	* * *	* * *	6	10	303	87
P-F	2540-953-0111	HEATER, COOLANT: POWER- PLANT (MULTIFUEL) 10914540 (1920)	EA	1	* * *	* * *	4	5	304	1
X2-F		PLATE: 489406 (21450)	EA	1	* * *	* * *			304	2
P-F	5305-531-0450	SCREW: 487274 (21450)	EA	1	* * *	* * *	6	10	304	3
P-F	2540-312-2017	IGNITER, HEATER (COOLANT): 7718093 (19207)	EA	1	* * *	* * *	4	5	304	4
P-F	6150-279-6097	LEAD ELECTRICAL: 7413564 (19207)	EA	1	* * *	* * *	6	10	304	5
X2-F		WASHER, LOCK: 475005 (21450)	EA	1	* * *	* * *			304	6
P-F	2540-752-0358	GASKET: COOLANT HEATER IGNITER 7520358 (19207)	EA	1	* * *	* * *	8	100	304	7
P-F	5330-752-0346	WICK: FUEL STANDPIPE VAPORIZER 7520346 (19207)	EA	2	* * *	* * *	6	10	304	8



(1) SMR Code	(2) Federal Stock Number	(3) DESCRIPTION	(4) UNIT of meas	(5) Qty	(6) 30-day DS maint inc. allowance in Unit	(7) 30-day GS maint allowance	(8) 1-yr alw per 100 equip cnt-	(9) Depot maint alw per 100 equip	(10) Illustration No. (a) Figure No.	(b) Item No. (b)
Reference Number & Mfr. Code		Usable On Code	(a)	(b)	(c)	(a)	(b)	(c)		
			35084	21-50	51-100	35084	21-50	51-100	gcy	
3003-WINTERIZATION KITS-CONTINUED										
P-F	4730-278-8764	SLEEVE, COMPRESSION: 114631 (21450)	EA	1	* * *	* * *	6	10	304	9
X2-F		NUT: 114630 (21450)	EA	1	* * *	* * *			304	10
X2-F		PLATE: 488163 (21450)	EA	1	* * *	* * *			304	11
P-F	2990-983-0055	STANDPIPE ASSEMBLY: G489443 (78385)	EA	1	* * *	* * *	6	10	304	12
P-F	5905-651-7272	RESISTOR, FIXED WIRE: 489852 (78385)	EA	1	* * *	* * *	6	10	304	13
P-F	2540-960-3619	VALVE ASSEMBLY FUEL: COOLANT HEATER (24 VOLT) G701345	EA	1	* * *	* * *	6	10	304	14
X2-F		NUT: 64459 (12204)	EA	1	* * *	* * *			304	15
X2-F		WASHER, LOCK: 61086 (12204)	EA	1	* * *	* * *			304	16
X2-F		COVER: 489414 (21450)	EA	1	* * *	* * *			304	17
X2-F		SCREW: 489426 (21450)	EA	2	* * *	* * *			304	18
P-F	6680-075-2392	THERMOSTAT, FLOW CONTROL: RESTRICTION 700220 (78385)	EA	1	* * *	* * *	6	10	304	19
P-F	4520-678-7768	CONTROL TEMPERATURE: OVERHEAT 700245 (78385)	EA	1	* * *	* * *	6	10	304	20
P-F	5330-250-0224	PACKING, PREFORMED: HEATER COOLANT MS29513-20 (96906)	EA	1	* * *	* * *	6	10	304	21
X2-F		SCREW: 488559 (21450)	EA	1	* * *	* * *			304	22
X2-F		RECEPTACLE ASSEMBLY: G489428 (78385)	EA	1	* * *	* * *			304	23
P-F	5305-135-3032	SCREW: 488558 (21450)	EA	1	* * *	* * *	6	10	304	24
P-F	5930-678-1214	SWITCH FLAME DETECTOR: G489439 (78385)	EA	1	* * *	* * *	6	10	304	25
P-F	6115-787-8528	BLOWER COMBUSTION: G489460 (78385)	EA	1	* * *	* * *	6	10	304	26
P-F	2540-039-8086	ROD: QUARTZ 7416552 (19207)	EA	1	* * *	* * *	6	10	304	27

(1)	(2)	(3)	(4)	(5)	(6)	(7)	(8)	(9)	(10)				
SMR Code	Federal Stock Number	DESCRIPTION	UNIT of meas	Qty in Unit	30-day DS allowance	30-day GS allowance	1-yr alw per 100 cnt-gcy	Depot alw per equip	Illustration (a) Figure No.	(b) Item No.			
Reference Number & Mfr. Code	Usable On Code		(a)	(b)	(c)	(a)	(b)	(c)					
3303-WINTERIZATION KITS-CONTINUED													
X2-F		GROMMET: 475127 (21450)	EA	1	*	*	*	*	*	304	28		
X2-F		RIVET: 488755 (21450)	EA	4	*	*	*	*	*	304	29		
X2-F		PLATE: 489389 (21450)	EA	1	*	*	*	*	*	304	30		
X1		HOUSING: G489455 (78385)		1						304	31		
X2-F		FLANGE: 488164 (21450)	EA	1	*	*	*	*	*	304	32		
X2-F		SCREW:FLANGE MOUNTING 700158 (21450)	EA	2	*	*	*	*	*	304	33		
X2-F		STRIP: 488960 (21450)	EA	1	*	*	*	*	*	304	34		
X2-F		CLAMP, LOOP: 489408 (21450)	EA	1	*	*	*	*	*	304	35		
X2-F		DUCT: 484105 (21450)	EA	1	*	*	*	*	*	304	36		
X2-F		CLAMP: 488788 (21450)	EA	1	*	*	*	*	*	304	37		
P-F	6115-787-8526	BURNER ASSEMBLY, HEATER: G489424 (78385)	EA	1	*	*	*	*	*	4	5	304	38
X2-F		DECAL: 10896514 (19207)	EA	1	*	*	*	*	*	304	39		
X2-F		HEARNESSE: 10923528 (19207)	EA	1	*	*	*	*	*	304	40		
X2-F		FRAME: 7700398 (19207)	EA	1	*	*	*	*	*	304	41		
X2-F		PLATE: 10931992 (19207)	EA	1	*	*	*	*	*	304	42		
P-O	2540-953-0110	BOX ASSEMBLY, CONTROL: 10885798 (19207)	EA	1	*	*	*	*	*	4	5	304	43
X2-F		CABLE ASSEMBLY: 10938140-1 (19207)	EA	1	*	*	*	*	*	304	44		
P-F	5325-141-7270	GROMMET, RUBBER: 7951712 (19207)	EA	1	*	*	*	*	*	8	10	304	45
X2-F		EXTENSION: 7700444 (19207)	EA	1	*	*	*	*	*	304	46		
P-F	5325-276-6343	GROMMET, RUBBER: MS35489-23 (96906)	EA	1	*	*	*	*	*	6	10	304	47
P-F	6135-245-3880	BATTERY BOX: 7700422 (19207)	EA	1	*	*	*	*	*	4	5	304	48

(1) SMR Code	(2) Federal Stock Number	(3) DESCRIPTION	(4) UNIT of meas	(5) Qty	(6) 30-day DS maint inc. allowance in Unit	(7) 30-day GS maint allowance	(8) 1-yr alw per 100 equip cnt-	(9) Depot maint alw per 100 equip	(10) Illustration (a) Figure No.	(b) Item No.		
		Reference Number & Mfr. Code	Usable On Code	(a)	(b)	(c)	(a)	(b)	(c)			
					35084	21-50	51-100	35084	21-50	51-100	gcy	
3303-WINTERIZATION KITS-CONTINUED												
X2-F		COVER: 7700387 (19207)	EA	1	* * *	* * *					304	49
X2-F		INSULATION: 7700413 (19207)	EA	1	* * *	* * *					304	50
P-F	5306-770-0409	SPACER: 7700409 (19207)	EA	1	* * *	* * *	6	10			304	51
P-F	5306-770-0409	BOLT,HOOK: 7700409 (19207)	EA	1	* * *	* * *	8	10			304	52
P-F	5315-059-0187	PIN,COTTER: MS24665-363 (96906)	EA	1	* * *	* * *	6	10			304	53
P-F	5340-598-0225	CLAMP,LOOP: 8707524 (19207)	EA	4	* * *	* * *	6	10			304	54
X2-F		TUBE: 7986268 (19207)	EA	V	* * *	* * *					304	55
X2-F		HOSE: 8376141 (19207)	EA	V	* * *	* * *					304	56
P-F	4730-908-3195	CLAMP:HOSE MS35842-10 (96906)	EA	1	* * *	* * *	6	10			304	57
P-F	4730-289-0147	BUSHING,PIPE: 120322 (21450)	EA	1	* * *	* * *	6	10			304	58
X2-F		BRACKET: 10931985 (19207)	EA	1	* * *	* * *					304	59
X2-F		COCK,DRAIN: 596800 (21450)	EA	1	* * *	* * *					304	60
P-F	4730-917-6781	ELBOW,PIPE TO HOSE: MS24518-7 (96906)	EA	1	* * *	* * *	6	10			304	61
X2-F		SHROUD: 10896359 (19207)	EA	1	* * *	* * *					304	62
X2-F		PLATE: 10896364 (19207)	EA	1	* * *	* * *					304	63
P-F	4720-752-0366	HOSE,AIR DUCT: 7520366 (19207)	FT	V	* * *	* * *	6	10			304	64
P-F	2590-930-3533	WIRING HARNESS:BRANCHED 10932060-3 (19207)	EA	1	* * *	* * *	6	10			304	65
P-F	5935-214-0904	DUMMY CONNECTOR,PLUG: 7982907 (19207)	EA	1	* * *	* * *	4	10			304	6
P-F	5935-572-9180	SHELL ELECTRICAL CONNECTOR: 8338566 (19207)	EA	1	* * *	* * *	6	10			304	67
P-F	2540-075-2386	COVER HOOD, TOP: 7978825 (19207)	EA	1	* * *	* * *				5	304	68

(1) SMR Code	(2) Federal Stock Number	(3) DESCRIPTION	(4) UNIT of meas	(5) Qty	(6) 30-day DS maint inc. allowance in Unit	(7) 30-day GS maint allowance	(8) 1-yr alw per 100 equip cnt	(9) Depot alw per 100 equip	(10) Illustration (a) Figure No. (b) Item No.	
Reference Number & Mfr. Code			Usable On Code	(a)	(b)	(c)	(a)	(b)	(c)	
				35084	21-50	51-100	35084	21-50	51-100	
3303-WINTERIZATION KITS-CONTINUED										
P-F	2540-075-2388	COVER HOOD,LEFT SIDE: 10938119 (19207)	EA	1	* * *	* * *	4	5		304 69
P-F	2540-075-2387	COVER HOOD,RIGHT SIDE: 10938122 (19207)	EA	1	* * *	* * *	4	5		304 70
P-F	2540-953-0111	HEATER,COOLANT: 10914540 (19207)	EA	1	* * *	* * *	6	10		304 71
P-F	4730-274-7406	CLAMP,HOSE: 7951827 (19207)	EA	2	* * *	* * *	6	10		304 72
P-F	1660-025-3493	FILTER,FLUID,PRESSURE: MS51085-1 (96906)	EA	1	* * *	* * *	6	10		304 73
P-F	4730-278-3853	ELBOW,PIPE TO TUBE: MS39202-4 (96906)	EA	1	* * *	* * *	6	10		304 74
P-F	4820-274-3646	COCK PLUG: 543852 (21450)	EA	1	* * *	* * *	6	10		304 75
P-F	4710-277-5526	TUBE,COPPER: 8689207 (19207)	FT	V	* * *	* * *	6	10		304 76
P-F	4730-930-7774	ADAPTER,STRAIGHT,PIPE: MS39206-4 (96906)	EA	1	* * *	* * *	6	10		304 77
P-F	5340-993-6207	CLAMP,LOOP: MS21333-99 (96906)	EA	1	* * *	* * *	6	10		304 78
X2-F		BRACKET: 10931984 (19207)	EA	1	* * *	* * *				304 79
X2-F		BAFFLE: 7700424 (19207)	EA	1	* * *	* * *				304 80
X2-F		SHIELD: 10931983 (19207)	EA	1	* * *	* * *				304 81
X2-F		PLATE: 10896366 (19207)	EA	1	* * *	* * *				304 82
X2-F		SADDLE: 10896477 (19207)	EA	1	* * *	* * *				304 83
NON-ILLUSTRATED										
P-F	2540-039-8364	BOOT:GEAR LEVER 8370841 (19207)	EA	1	* * *	* * *	4	8		
P-F	2540-563-5409	TUBE ASSEMBLY,AIR: COMPRESSOR TO WATER PUMP 7531738 (19207)	EA	1	* * *	* * *	6	10		
P-F	2540-692-8819	TUBE ASSEMBLY:FRONT HEATER TO SHROUD 7531726 (19207)	EA	1	* * *	* * *	6	10		

(1) SMR Code	(2) Federal Stock Number	(3) DESCRIPTION	(4) UNIT of meas	(5) Qty	(6) 30-day DS maint inc. allowance	(7) 30-day GS maint allowance	(8) 1-yr alw equip	(9) Depot maint 100 per equip	(10) Illustration (a) Figure No. (b) Item No.	
Reference Number & Mfr. Code			Usable On Code	(a)	(b)	(c)	(a)	(b)	(c)	
				35084	21-50	51-100	35084	21-50	51-100	
3303-WINTERIZATION KITS-CONTINUED										
NON-ILLUSTRATED-CONTINUED										
P-O	2540-752-0358	GASKET:IGNITER 7520358 (19207)	AA,AC	EA	1	*	*	*	*	8 10
P-F	2540-753-7382	BAND EXHAUST TUBE: 7537382 (19207)	AA,AC	EA	6	*	*	*	*	6 10
P-F	2540-770-0242	PACKING,PREFORMED:EXHAUST 7700242 (19207)	AA,AC	EA	1	*	*	*	*	6 10
P-F	2590-693-3382	LEAD ELECTRICAL:FUEL CONTROL GROUND (9 INCHES) 7531730 (19207)	AA,AC	FT	V	*	*	*	*	6 10
P-F	2590-693-3383	WIRING HARNESS:THERMOSTAT TO HEATER 7531734 (19207)	AA,AC	EA	2	*	*	*	*	6 10
P-F	2590-693-3384	WIRING HARNESS:VEHICLE CIRCUIT BREAKER TO HEATER CONTROL BOX 7531737 (19207)	AA,AC	EA	3	*	*	*	*	6 10
P-F	2590-693-3389	LEAD,ELECTRICAL:Y CONNECTOR TO CONTROL BOX 7951742 (19207)	AA,AC	EA	1	*	*	*	*	6 10
P-F	2590-693-3390	WIRING HARNESS,HEATER:CONTROL BOX TO PLUG 7951744 (19207)	AA,AC	EA	1	*	*	*	*	4 10
P-O	2590-695-5164	IGNITER ASSEMBLY: 7520367 (19207)	AA,AC	EA	2	*	*	*	*	4 5
P-F	2590-795-1690	LEAD ASSEMBLY,ELECTRICAL:HOT WIRE 7951690 (19207)	AA,AC	EA	1	*	*	*	*	6 10
P-F	2910-314-0305	LINE:FUEL (13 1/2 INCHES) 7531690 (19207)	AA,AC	EA	1	*	*	*	*	6 10
P-F	2910-314-0306	LINE:FUEL 7531692 (19207)	AA,AC	EA	1	*	*	*	*	6 10
P-F	2910-314-0323	HOSE:HEATER 8366733 (19207)	AA,AC	EA	1	*	*	*	*	6 10
P-O	2990-374-8308	IGNITER ASSEMBLY: 7390869 (19207)	AA,AC	EA	1	*	*	*	*	4 5
P-F	2990-374-8333	CONTROL INDICATOR: (12 AND 24 VOLT) C3647G2 (46522)	AA,AC	EA	1	*	*	*	*	4 5
P-F	2990-740-1017	GASKET:ELBOW TO ENGINE BLOCK BUSHING 7401017 (19207)	AA,AC	EA	2	*	*	*	*	6 10
P-F	3950-318-3084	SPRING,HELICAL,COMPRESSED:COMPRESSOR ADAPTER PLATE 61404-2 (63177)	AA,AC AA,AC	EA	1	*	*	*	*	6 10
P-F	4710-277-5524	TUBE,COPPER:HEATER FUEL LINE 31089R (24617)	AA,AC	FT	V	*	*	*	*	6 10

(1) SMR Code	(2) Federal Stock Number	(3) DESCRIPTION	(4) UNIT of meas	(5) Qty	(6) 30-day DS maint inc. allowance	(7) 30-day GS maint allowance	(8) 1-yr alw equip	(9) Depot alw per 100 equip	(10) Illustration (a) Figure No. (b) Item No.			
Reference Number & Mfr. Code			Usable On Code	(a)	(b)	(c)	(a)	(b)	(c)	cnt-	gcy	
3303-WINTERIZATION KITS-CONTINUED												
NON-ILLUSTRATED-CONTINUED												
P-F	4710-277-5525	TUBE,COPPER:FUEL LINE ERLA220 (81336)	AA,AC	FT	V	*	*	*	*	*	6	10
P-F	4720-313-7556	HOSE,METALLIC:EXHAUST 485301 (57733)	AA,AC	FT	V	*	*	*	*	*	6	10
P-F	4720-535-1994	HOSE:AIR DUCT 8724785 (19207)	AA,AC	FT	V	*	*	*	*	*	6	10
P-F	4720-535-7615	HOSE,AIR DUCT:HEATER DUCTING (11 FEET) 8724787 (19207)	AA,AC	EA	V	*	*	*	*	*	6	10
P-F	4720-540-1778	HOSE,NONMETALLIC: 839615 (21450)	AA,AC	FT	V	*	*	*	*	*	6	10
P-F	4730-013-7409	ADAPTER,STRAIGHT,PIPE:COMPRESSOR TO COOLANT HOSE 137409 (12204)	AA,AC	EA	1	*	*	*	*	*	6	10
P-F	4730-186-3026	BUSHING PIPE:HOSE TO SHUT-OFF COCK (USE WITH HOT WATER HEATER)	AA,AC	EA	1	*	*	*	*	*	6	10
P-F	4730-202-9039	ELBOW PIPE TO TUBE:FUEL FILTER TO FUEL LINES A2083 (80684)	AA,AC	EA	2	*	*	*	*	*	6	10
P-F	4730-230-1996	NIPPLE,PIPE:FUEL LINE 470394 (57733)	AA,AC	EA	1	*	*	*	*	*	6	10
P-F	4730-231-3956	ELBOW PIPE TO HOSE:ENGINE HEATER TO COOLANT HOSE 7401999 (19207)	AA,AC	EA	2	*	*	*	*	*	6	10
P-F	4730-270-4578	ADAPTER,STRAIGHT,PIPE:FUEL LINE 7399088 (19207)	AA,AC	EA	1	*	*	*	*	*	6	10
P-F	4730-270-4597	CONNECTOR,PIPE TO TUBE: FUEL CONTROL VALCE 7390046 (19207)	AA,AC	EA	1	*	*	*	*	*	6	10
P-F	4730-277-2120	BUSHING,PIPE:ENGINE BLOCK TO COOLANT HOSE WWP471 TYPE 2 (81348)	AA,AC	EA	1	*	*	*	*	*	6	10
P-F	4730-277-5361	SLEEVE,FLARED,TUBE:FITTING MS20819-3 (96906)	AA,AC	EA	2	*	*	*	*	*	6	10
P-F	4730-277-5552	ELBOW,PIPE:FUEL LINE 120401 (18876)	AA,AC	EA	1	*	*	*	*	*	6	10
P-F	4730-278-2480	CLAMP HOSE: 7048624 (19207)	AA,AC	EA	4	*	*	*	*	*	8	10
P-F	4730-278-4357	ADAPTER,STRAIGHT,PIPE:FUEL LINE 114795 (21450)	AA,AC	EA	3	*	*	*	*	*	6	10

(1) SMR Code	(2) Federal Stock Number	(3) DESCRIPTION	(4) UNIT of meas	(5) Qty	(6) 30-day DS maint inc. allowance	(7) 30-day GS maint allowance	(8) 1-yr alw	(9) Depot alw	(10) Illustration					
		Reference Number & Mfr. Code	Usable On Code		(a)	(b)	(c)	(a)	(b)	(c)	per 100 equip cnt-	per 100 equip	(a) Figure No.	(b) Item No.
3303-WINTERIZATION KITS-CONTINUED														
NON-ILLUSTRATED-CONTINUED														
P-F	4730-278-4559	ELBOW PIPE TO HOSE: ENGINE HEATER TO COOLANT HOSE 7392022 (19207)	AA,AC	EA	4	*	*	*	*	*	*	6	10	
P-F	4730-278-8763	SLEEVE COMPRESSION:FUEL LINE MS39177-3 (96906)	AA,AC	EA	2	*	*	*	*	*	*	6	10	
P-F	4730-287-1766	ELBOW PIPE TO TUBE:FUEL LINE	AA,AC	EA	2	*	*	*	*	*	*	6	10	
P-F	4730-313-6438	TEE PIPE:ENGINE FILTER TO HEATER FUEL LINE 7700264 (19207)	AA,AC	EA	1	*	*	*	*	*	*	6	10	
P-F	4730-356-1085	TEE ASSY PRIMER:FUEL LINE TO MANIFOLD 8625-1 (82815)	AA,AC	EA	4	*	*	*	*	*	*	6	10	
P-F	4730-695-8836	TEE COMPRESSION:VEHICLE FUEL FILTER INLET LINE 7531740 (19207)	AA,AC	EA	1	*	*	*	*	*	*	6	10	
P-F	4730-740-1014	ADAPTER BUSHING:ENGINE BLOCK TO COOLANT HOSE ELBOW 7401014 (19207)	AA,AC	EA	2	*	*	*	*	*	*	6	10	
P-F	4730-836-6166	TEE:FUEL LINE 8366166 (19207)	AA,AC	EA	1	*	*	*	*	*	*	6	10	
P-F	4730-908-3193	CLAMP HOSE:EXHAUST TUBE MS35842-12 (96906)	AA,AC	EA	3	*	*	*	*	*	*	8	10	
P-F	4730-908-3194	CLAMP HOSE:HEATER HOSE MS35842-11 (96906)	AA,AC	EA	10	*	*	*	*	*	*	8	10	
P-F	4730-908-6294	CLAMP HOSE:HEATER OUTLET ADAPTER MS35842-16 (96906)	AA,AC	EA	2	*	*	*	*	*	*	8	10	
P-F	4810-791-8883	VALVE ASSEMBLY FUEL SAFETY: (24 VOLT) (MULTIFUEL) G700308 (78385)	AB	EA	1	*	*	*	*	*	*	4	10	
P-F	4820-684-0880	COCK,DRAIN:HOT WATER HEATER VENT MS35782-1 (96906)	AA,AC	EA	1	*	*	*	*	*	*	6	10	
P-F	4820-741-6960	COCK,SHUT-OFF ASSEMBLY:FUEL 7416960 (19207)	AA,AC	EA	1	*	*	*	*	*	*	6	10	
P-F	5305-269-2803	SCREW,CAP,HEXAGON: MS90726-60 (96906)	AA,AC	EA	4	*	*	*	*	*	*	6	10	
P-F	5305-282-9830	SCREW ASSEMBLED WASHER: FUEL FILTER TO MOUNTING BRACKET 7951217 (19207)	AA,AC	EA	2	*	*	*	*	*	*	6	10	
P-F	5305-984-6208	SCREW MACHINE: MS35206-261 (96906)	AA,AC	EA	4	*	*	*	*	*	*	6	10	
P-F	5310-770-0243	WASHER,FLAT: 7700243 (19207)	AA,AC	EA	1	*	*	*	*	*	*	6	10	

(1) SMR Code	(2) Federal Stock Number	(3) DESCRIPTION	(4) UNIT of meas	(5) Qty in Unit	(6) 30-day DS allowance	(7) 30-day GS allowance	(8) 1-yr alw equip cnt-	(9) Depot alw per 100 equip	(10) Illustration (a) Figure No. (b) Item No.		
Reference Number & Mfr. Code			Usable On Code	(a)	(b)	(c)	(a)	(b)	(c)		
				35084	21-50	51-100	35084	21-50	51-100		
3303-WINTERIZATION KITS--CONTINUED											
NON-ILLUSTRATED-CONTINUED											
P-F	5310-950-0039	NUT, SELF-LOCKING: MS21044N6 (96906)	AA, AC	EA	4	*	*	*	*	6	10
P-F	5325-281-4369	GROMMET, RUBBER: HEATER WIRING HARNESS 8410623 (19204)	AA, AC	EA	4	*	*	*	*	10	20
P-O	5330-297-7581	GASKET: IGNITER 7375815 (19207)	AA, AC	EA	1	*	*	*	*	6	10
P-F	5340-598-0225	CLAMP LOOP: EXHAUST HOSE	AA, AC	EA	3	*	*	*	*	6	10
P-F	5340-629-7273	BUSHING RUBBER: HOT LEAD WIRE 7762603 (19207)	AA, AC	EA	1	*	*	*	*	10	20
P-F	5340-753-7364	STRAP RETAINING: POWER HEATER WIRE 7537364 (19207)	AA, AC	EA	3	*	*	*	*	6	10
P-F	5640-599-6169	INSULATION SLEEVING, THERMAL: EXHAUST TUBE MLI13042 (81349)	AA, AC	FT	V	*	*	*	*	6	10
P-F	5925-553-2274	CIRCUIT BREAKER: (IN CONTROL BOX) (MULTIFUEL) 135587HA (31007)	AB	EA	1	*	*	*	*	4	5
P-F	5930-322-9444	SWITCH ASSEMBLY: FLAME DETECTOR (MODEL 590, 591) 8376101 (19207)	AA, AC	EA	1	*	*	*	*	4	5
P-O	5930-615-7897	SWITCH TOGGLE: (IN CONTROL BOX) (MULTIFUEL) MS35059-31 (96906)	AB	EA	1	*	*	*	*	4	5
P-O	5930-655-1520	SWITCH TOGGLE: (IN CONTROL BOX) (MULTIFUEL) MS35058-28 (96906)	AB	EA	1	*	*	*	*	4	5
P-F	5930-695-8838	SWITCH ASSEMBLY: FLAME DETECTOR G486085 (57733)	AA, AC	EA	1	*	*	*	*	4	5
P-F	5935-776-0599	CONNECTOR, PLUG, ELECTRICAL: 7760599 (19207)	AA, AC	EA	1	*	*	*	*	6	10
P-F	5935-833-8561	SHELL, ELECTRICAL CONNECTOR: HEATER WIRING 8338561 (19207)	AA, AC	EA	5	*	*	*	*	6	10
P-F	5940-057-2929	FERRULE, ELECTRICAL: HOT LEAD WIRE MS27148-2 (96906)	AA, AC	EA	1	*	*	*	*	6	10
P-F	5940-057-2930	FERRULE, ELECTRICAL: CABLE HEATER POWER (2) AND POWER WIRE (1) 572930 (21450)	AA, AC	EA	3	*	*	*	*	6	10



(1) SMR Code	(2) Federal Stock Number	(3) DESCRIPTION	(4) UNIT of meas	(5) Qty	(6) 30-day DS maint inc. allowance in Unit	(7) 30-day GS maint allowance	(8) 1-yr alw equip cnt	(9) Depot alw per 100 equip	(10) Illustration (a) Figure No. (b) Item No.		
Reference Number & Mfr. Code			Usable On Code	(a)	(b)	(c)	(a)	(b)	(c)		
				35084	21-50	51-100	35084	21-50	51-100		
3303-WINTERIZATION KITS--CONTINUED											
NON-ILLUSTRATED-CONTINUED											
P-F	5940-107-1481	TERMINAL LUG:CONTROL VALVE GROUND (1) AND PUMP POWER LEAD (2) MS20659-104 (96906)	AA,AC	EA	3	*	*	*	*	6	10
P-F	5940-501-7669	TERMINAL LUG:HEATER WIRE MS20659-3 (96906)	AA,AC	EA	1	*	*	*	*	6	10
P-F	5940-399-6676	TERMINAL ASSEMBLY:HEATER WIRING 8338564 (19207)	AA,AC	EA	5	*	*	*	*	6	10
P-F	5940-718-9919	TERMINAL LUG:WIRE NO, 8 AWG HOLE FOR NO. 10 SCREW GROUND CABLE 7189919 (19207)	AA,AC	EA	2	*	*	*	*	6	10
P-F	5940-826-3705	TERMINAL LUG: MS35436-30 (96906)	AA,AC	EA	2	*	*	*	*	6	10
P-F	5970-833-8562	INSULATOR,BUSHING:HEATER WIRING 8338562 (19207)	AA,AC	EA	5	*	*	*	*	6	10
P-F	5975-280-3357	BUSHING,ELECTRICAL:POWER WIRE TO Y CONNECTOR 7765237 (19207)	AA,AC	EA	1	*	*	*	*	6	10
P-F	5975-335-2586	TUBE,FLEXIBLE NON-METALLIC:FUEL LINE 15039R (21417)	AA,AC	FT	V	*	*	*	*	6	10
P-F	5975-335-2588	TUBE,FLEXIBLE NONMETALLIC:FUEL LINE 8376125 (19207)		FT	V	*	*	*	*	6	10
P-F	6115-787-8527	LEAD ELECTRICAL: (MULTIFUEL) G489436 (78385)	AB	EA	1	*	*	*	*	6	10
P-F	6115-886-1003	SWITCH THERMOSTATIC: (IN FUEL CONTROL VALVE) (MULTIFUEL) 701194 (78385)	AB	EA	1	*	*	*	*	4	10
P-F	6145-538-8222	WIRE,ELECTRICAL:GROUND 7035677 (19207)	AA,AC	FT	V	*	*	*	*	6	10
P-F	6145-705-6678	WIRE,ELECTRICAL: 7056678 (19207)	AA,AC	FT	V	*	*	*	*	6	10
P-F	6145-705-6679	WIRE,ELECTRICAL: M13486-16 (81349)	AA,AC	FT	V	*	*	*	*	6	10
P-F	6145-772-0853	WIRE ELECTRICAL:HEATER WIRING 15C2165170 (80244)	AA,AC	EA	1	*	*	*	*	6	10
P-O	6240-155-8714	LAMP,INCANDESCENT:CONTROL BOX INDICATOR LIGHT (MULTIFUEL) MS35231-313 (96906)	AB	EA	1	*	*	*	*	10	20
P-F	6675-160-7504	COCK:COOLANT HOSE 45-2416-075-040 (81336)	AA,AC	EA	1	*	*	*	*	6	10

(1) SMR Code	(2) Federal Stock Number	(3) DESCRIPTION	(4) UNIT of meas	(5) Qty	(6) 30-day DS maint allowance	(7) 30-day GS maint allowance	(8) 1-yr alw	(9) Depot alw	(10) Illustration						
Code	Stock Number	DESCRIPTION	UNIT of meas	Qty	30-day DS maint allowance	30-day GS maint allowance	1-yr alw	Depot alw	Illustration						
		Reference Number & Mfr. Code	Usable On Code		(a) 35084	(b) 21-50	(c) 51-100	(a) 35084	(b) 21-50	(c) 51-100	cnt- gcy	per equip	100 equip	(a) Figure No.	(b) Item No.
		3303-WINTERIZATION KITS-CONTINUED													
		NON-ILLUSTRATED-CONTINUED													
M-F		CABLE ASSEMBLY:CIRCUIT BREAKER TO HEATER SWITCH (USE WITH HOT WATER HEATER)	AA,AC	EA	1	*	*	*	*	*	*	6	10		
		FABRICATE FROM:													
P-F	5935-258-7192	CONNECTOR		EA	1	*	*	*	*	*	*				
P-F	5940-050-7095	TERMINAL		EA	1	*	*	*	*	*	*				
P-F	6145-772-0853	WIRE (13 INCHES)		FT	V	*	*	*	*	*	*				
M-F		CABLE ASSEMBLY:CIRCUIT BREAKER TO Y CONNECTOR (USE WITH HOT WATER HEATER)	AA,AC	EA	1	*	*	*	*	*	*	6	10		
		FABRICATE FROM:													
P-F	5935-258-7192	CONNECTOR		EA	2	*	*	*	*	*	*				
P-F	6145-772-0853	WIRE (13 INCHES)		FT	V	*	*	*	*	*	*				
M-F		CABLE ASSEMBLY:CONNECTOR TO GROUND LEAD (USE WITH HOT WATER HEATER)	AA,AC	EA	1	*	*	*	*	*	*	6	10		
		FABRICATE FROM:													
P-F	5935-258-7192	CONNECTOR		EA	1	*	*	*	*	*	*				
P-F	5935-030-1561	SHELL		EA	1	*	*	*	*	*	*				
P-F	6145-772-0853	WIRE		FT	V	*	*	*	*	*	*				
M-F		CABLE ASSEMBLY:CONNECTOR TO HOT LEAD (USE WITH HOT WATER HEATER)	AA,AC	EA	1	*	*	*	*	*	*	6	10		
		FABRICATE FROM:													
P-F	5935-776-0598	CONNECTOR		EA	1	*	*	*	*	*	*				
P-F	5935-258-7192	CONNECTOR		EA	1	*	*	*	*	*	*				
P-F	6145-772-0853	WIRE (8 INCHES)		FT	V	*	*	*	*	*	*				
M-F		CABLE ASSEMBLY:CONTROL SWITCH TO HEATER (USE WITH HOT WATER HEATER)	AA,AC	EA	1	*	*	*	*	*	*	6	10		
		FABRICATE FROM:													
P-F	5935-258-7192	CONNECTOR		EA	1	*	*	*	*	*	*				
P-F	5940-050-7095	TERMINAL		EA	1	*	*	*	*	*	*				
P-F	6145-772-0853	WIRE FSN		FT	V	*	*	*	*	*	*				
M-F		HOSE:HEATER INLET	AA,AC	EA	1	*	*	*	*	*	*	6	20		
		FABRICATE FROM:													
P-F	5720-200-0369	HOSE		FT	V	*	*	*	*	*	*				
M-F		HOSE:HEATER OUTLET	AA,AC	EA	1	*	*	*	*	*	*	6	20		
		FABRICATE FROM:													
P-F	4720-540-1778	HOSE,RUBBER: 33-H-1277 (80244)	AA,AC	FT	V	*	*	*	*	*	*				

(1) SMR Code	(2) Federal Stock Number	(3) DESCRIPTION	(4) UNIT of meas	(5) Qty	(6) 30-day DS maint inc. allowance in Unit	(7) 30-day GS maint allowance	(8) 1-yr alw per 100 equip	(9) Depot maint alw per 100 equip	(10) Illustration (a) Figure No. (b) Item No.				
Reference Number & Mfr. Code			Usable On Code	(a)	(b)	(c)	(a)	(b)	(c)	cnt	gcy		
3303-WINTERIZATION KITS-CONTINUED													
NON-ILLUSTRATED-CONTINUED													
P-F	2540-301-7269	KIT, HOT WATER: 5702006 (19207) CONSISTING OF: 1-HOOD 7951428 (19207) 1-ADAPTER ASSEMBLY 7951057 (19207) 1-GASKET 7375221 (19207) 2-THERMOSTAT 7531811 (19207) 1-TEE 218699 (21450) 1-COCK 7524043 (19207) 1-DUCT 751086 (19207) I-DUCT 7401666 (19207) 10-CLAMP 7537473 (19207) 1-DIVERTER ASSEMBLY 7700251 (19207) 1-CABLE ASSEMBLY 7700248 (19207) 1-PLATE 7951468 (19207) I-DUCT 7951506 (19207) 1-ADAPTER ASSEMBLY 7700374 (19207) 1-DUCT 7390367 (19207) I-BRACKET 8710615 (19207) 1-BRACKET 8710613 (19207) 1-SCREEN 7390375 (19207) 1-HEATER 8380651 (19207) 1-BRACKET 8359586 (19207) 1-BRACKET 8710612 (19207)	AA,AC	EA	1	*	*	*	*	*	*	6	10
											299	1	
											299	2	
											299	4	
											299	5	
											299	7	
											299	9	
											299	11	
											299	12	
											299	13	
											299	14	
											299	15	
											299	17	
											299	18	
											299	19	
											299	20	
											299	21	
											299	22	
											299	24	
											299	25	
											299	28	
											299	29	
5930-655-1513		1-SWITCH MS35058-21 (96906) 1-CONTROL ASSEMBLY 7700353 (19207) 1-CONNECTOR ASSEMBLY 7982404 (19207) 1-ADAPTER ASSEMBLY 7524078 (19207) I-CABLE ASSEMBLY 8710639 (19207) 1-CABLE ASSEMBLY 8710638 (19207) 1-CABLE ASSEMBLY 8710637 (19207)									299	30	
											299	31	
											299	32	
											299	33	
											299	34	
											299	35	
											299	36	

(1) SMR Code	(2) Federal Stock Number	(3) DESCRIPTION	(4) UNIT of meas	(5) (6) Qty 30-day DS maint inc. allowance in Unit	(7) 30-day GS maint allowance	(8) (9) (10) 1-yr Depot alw maint per alw 100 per equip 100 cnt- equip	Illustration (a) Figure No.	(b) Item No.
Reference Number & Mfr. Code			Usable On Code	(a) (b) (c)	(a) (b) (c)	gcy		
3303-WINTERIZATION KITS--CONTINUED								
NON-ILLUSTRATED-CONTINUED								
4730-908-3194	4-CLAMP MS35842-11 (96906)						299	37
2540-235-1841	1-LEAD 8710633 (19207)						299	38
	1-BUSHING 144039 (21450)						299	39
	1-CABLE ASSEMBLY 8710670 (19207)						299	40
	1-CIRCUIT BREAKER 8376915 (19207)						299	41
5305-052-7401	1-ELBOW MS24637-58 (96906)						N/I	
5305-068-0500	2-SCREW MS90725-3 (96906)						N/I	
5305-068-0501	3-SCREW MS90725-5 (96906)						N/I	
5305-855-0973	2-SCREW MS24629-24 (96906)						N/I	
5305-984-6196	2-BOLT MS35206-248 (96906)						N/I	
5305-989-7435	2-SCREW MS35207-264 (96906)						N/I	
5305-993-1848	4-SCREW MS35207-265 (96906)						N/I	
5306-225-8499	8-SCREW MS90725-34 (96906)						N/I	
5310-061-0004	11-WASHER MS45904-57 (96906)						N/I	
5310-080-9786	4-WASHER MS45904-60 (96906)						N/I	
5310-559-0070	2-WASHER MS35333-38 (96906)						N/I	
5310-579-0079	2-WASHER MS35333-37 (96906)						N/I	
5310-582-5965	2-WASHER MS35338-44 (96906)						N/I	
5310-728-2044	8-WASHER MS45904-73 (96906)						N/I	
5310-880-7744	8-NUT MS51967-5 (96906)						N/I	
5310-889-2528	3-WASHER MS459004-68 (96906)						N/I	
2540-735-5715	1-COVER ASSEMBLY 7355715 (19207)						N/I	
2540-924-5223	1-HOSE 8710562 (19207)						N/I	
4720-728-4219	1-HOSE 7384219 (19207)						N/I	
4730-196-1503	1-NIPPLE 192069 (21450)						N/I	
4730-629-1081	1-ADAPTER 594467 (19207)						N/I	
5310-761-6882	5-NUT MS51967-2 (96906)						N/I	
5310-934-9757	2-NUT MS35649-282 (96906)						N/I	
5325-141-7270	1-GROMMET 7951712 (19207)						N/I	
5340-772-4765	2-CLAMP 7724765 (19207)						N/I	
	I-BULLETIN TB 9-2855-52- (72217)						N/I	
	4-NUT 120614 (21450)						N/I	
	11-SCREW 170466 (21450)						N/I	
	1-ADAPTER ASSEMBLY 7700253 (19207)						N/I	
	2-NUT 7951286 (19207)						N/I	
	1-HOSE 8710563 (19207)						N/I	

(1) SMR Code	(2) Federal Stock Number	(3) DESCRIPTION	(4) UNIT of meas	(5) Qty in Unit	(6) 30-day DS inc. allowance	(7) 30-day GS DS allowance	(8) 1-yr alw per 100 equip cnt-	(9) Depot maint alw per 100 equip	(10) Illustration (a) Figure No. (b) Item No.					
		Reference Number & Mfr. Code	Usable On Code		(a)	(b)	(c)	(a)	(b)	(c)				
		3303-WINTERIZATION KITS--CONTINUED NON-ILLUSTRATED--CONTINUED			35084	21-50	51-100	35084	21-50	51-100	gcy			
P-F	2540-570-1469	WINTERIZATION KIT:POWER PLANT 5701469 (19207) CONSISTING OF:	AA,AC	EA	1	*	*	*	*	*	6	10	251	1
	2540-401-1440	1-HEATER KIT,BATTERY BOX 75316821 (19207)											249	1
	2540-735-5719	1-COVER,HOOD,LOUVRE,OR GRILLE CANVAS SET 7355719 (19207)											251	2
	9320-232-2451	1-ENGINE HEATER SET 7531683 (19207) 3-RUBBER SHEET,CELLULAR: 10515445 (19207)												
P-F	2540-039-7804	INSTALLATION KIT:(TO BE AVAILABLE WHENEVER POWER PLANT HEATER KIT, FSN 2540-570-1469 IS REQUIRED ON VEHICLES AFTER SERIAL NO. MACK 1001, IHC 2336 AND DIAMOND T M52-1101 CONSISTING OF:	AA,AC	EA	1	*	*	*	*	*	6	10	NI	NI
	5305-225-3839	4-SCREW MS90725-8 (96906)												
	5340-597-0182	2-CLAMP MS213333-39 (96906)												
	2590-737-3246	2-BUSHING 7373246 (19207)												
	5310-761-6882	4-NUT MS51967-2 (96906) 1-RECEPTACLE 8383072 (19207)												
	5305-851-9414	2-SCREW MS24617-30 (96906)												
	5310-637-9541	4-WASHER MS35338-46 (96906) NON-ILLUSTRATED												
P-F	2540-039-7809	INSTALLATION KIT:(TO BE MADE AVAILABLE WHENEVER PERSONNEL SONNEL HEATER KIT,FSN 2540-570-1468 IS REQUIRED ON VEHICLES AFTER SERIAL NO. MACK 1001,IHC 2336 AND DIAMOND M52-1101 571917 (19207) CONSISTING OF:		EA	1	*	*	*	*	*	6	10	NI	NI
	5305-068-0505	1-SCREW MS90726-5 (96906) 1-BRACKET 8383070 (19207)												
P-F	4730-196-0930	1-BUSHING: 112877 (21450)												
	5340-809-1490	2-CLAMP MS21333-98 (96906)												
	5340-282-7519	1-CLAMP,LOOP MS21333-34 (96906)												
	4730-540-2612	1-ADAPTER 137405 (24617)												
	4730-277-8769	1-ADAPTER 7413827 (19207)												
	4730-900-3296	1-CONNECOR MS39158-3 (96906) 1-LINE 7142305 (19207) 2-NOZZLE 7734003 (19207)												
	2910-773-4004	4-NOZZLE 7734003 (19207)												
	4730-014-2432	2-INVERTED NUT 142432 (24617)												

(1) SMR Code	(2) Federal Stock Number	(3) DESCRIPTION	(4) UNIT of meas	(5) Qty in Unit	(6) 30-day DS maint inc. allowance	(7) 30-day GS maint allowance	(8) 1-yr alw per 100 equip cnt-gcy	(9) Depot alw per 100 equip	(10) Illustration (a) Figure No. (b) Item No.					
		Reference Number & Mfr. Code	Usable On Code		(a)	(b)	(c)	(a)	(b)	(c)				
		3303-WINTERIZATION KITS-CONTINUED			35084	21-50	51-100	35084	21-50	51-100				
		NON-ILLUSTRATED-CONTINUED												
P-F	8010-615-5370	REPAIR KIT EPOXY PLASTIC: DAPD262 TYPE 1 (19207)	AA,AC	EA	1	*	*	*	*	*	6	20	NI	
P-F	2540-318-0149	KIT:FUEL PRE-HEATER (24V) 8359820 (19207)	AA,AC	EA	1	*	*	*	*	*	6	10	NI	
P-F	2540-570-1468	WINTERIZATION KIT VEHICULAR: ALL GASOLINE MODELS 5701468 (19207) CONSISTING OF:	AA,AC	EA	1	*	*	*	*	*	6	10	NI	
	2540-735-5715	1-COVER 7355715 (19207) 1-DEFROSTER 7351618 (19207) 1-HEATER 7355713 (19207)												
P-F	2540-757-9946	KIT,HEATER:COOLANT POWER PLANT (MULTIFUEL) 5703535 (19207)	AB	EA	V	*	*	*	*	*	6	10	NI	
P-F	2540-939-7105	KIT,HEATER,HOT WATER:(MULTIFUEL) 5703706 (19207)	AB	EA	V	*	*	*	*	*	6	10	NI	
P-F	2540-960-3632	KIT,HEATER,FUEL BURNING:(MULTIFUEL) 5703530 (19207)	AB	EA	V	*	*	*	*	*	6	10	NI	
X1		3305-DEEP WATER FORDING KITS BRACE ASSEMBLY:AIR CLEANER INLET TUBE (COMPONENT OF WATER FORDING KIT, FSN 2540-977-2661) 73RUAX21403 (19207)	1A,1B,1C,1D		1								305	1
P-F	5305-269-2808	SCREW,CAP,HEXAGON: INLET TUBE AND BRACE CLAMP (COMPONENT OF WATER FORDING KIT, FSN 2540-977-2661) MS90726-65 (96906)	1A,1B,1C,1D	EA	2	*	*	*	*	*	6	10	305	2
X1		TUBE:INLET (COMPONENT OF WATER FORDING KIT, FSN 2540-977-2661) 2MDX178 (76040)	1A,1B,1C,1D		1								305	3
X1		CLAMP:INLET TUBE (COMPONENT OF WATER FORDING KIT, FSN 2540-977-2661) 48BRUX2176 (76040)	1A,1B,1C,1D		2								305	4
X1		CAP:INLET TUBE (COMPONENT OF WATER FORDING KIT, FSN 2540-977-2661) 2MDX294 (76040)	1A,1B,1C,1D		1								305	5
P-F	5310-950-0039	NUT,SELF-LOCKING:UPPER EXTENSION TO WHEEL HOUSING BRACKET (2) INLET TUBE CLAMP (2) (COMPONENT OF WATER FORDING KIT, FSN 2540-977-2661) MS21044N6 (96906)	1A,1B,1C,1D	EA	4	*	*	*	*	*	6	10	305	6

(1) SMR Code	(2) Federal Stock Number	(3) DESCRIPTION	(4) UNIT of meas	(5) Qty in Unit	(6) 30-day DS maint allowance	(7) 30-day GS maint allowance	(8) 1-yr alw per 100 equip cnt-	(9) Depot alw per 100 equip	(10) Illustration No. (a) Figure (b) Item No.						
Reference Number & Mfr. Code			Usable On Code			(a) 35084	(b) 21-50	(c) 51-100	(a) 35084	(b) 21-50	(c) 51-100	gcy			
3305-DEEP WATER FORDING KITS-CONTINUED															
P-F	4730-266-0538	CONNECTOR:VENT MANIFOLD (1)AIR CLEANER (1)COMPONENT OF WATER FORDING KIT, FSN 2540-977-2661) 144315 (24617)	1A,1B,1C,1D	EA	2	*	*	*	*	*	*	6	10	305	7
X1		HOSE ASSEMBLY:VENT MANIFOLD TO AIR CLEANER (COMPONENT OF WATER FORDING KIT, FSN 2540-977-2661) 36RUA 347P20 (76040)	1A,1B,1C,1D		1									305	8
X1		BRACKET:INLET TUBE SUPPORT (COMPONENT OF WATER FORDING KIT, FSN 2540-977-2661) 6MDX244 (70434)	1A,1B,1C,1D		1									305	9
P-F	4730-704-8625	CLAMP HOSE:INLET TUBE HOSE (COMPONENT OF WATER FORDING KIT, FSN 2540-977-2661) MS35842-4 (96906)	1A,1B,1C,1D	EA	2	*	*	*	*	*	*	6	10	305	10
X1		HOSE:INLET TUBE (COMPONENT OF WATER FORDING KIT, FSN 2540-977-2661) 5MDX1188 (80063)	1A,1B,1C,1D		1									305	11
X1		PIPE ASSEMBLY EXHAUST EXTENSION:UPPER SECTION (COMPONENT OF WATER FORDING KIT, FSN 2540-977-2661) IMEX3993 (76040)	1A,1B,1C,1D		1									305	1
P-F	5305-269-2807	SCREW,CAP,HEXAGON: LOWER AND UPPER EXHAUST PIPE EXTENSION (COMPONENT OF WATER FORDING KIT, FSN 2540-977-2661) MS90726-64 (96906)	1A,1B,1C,1D	EA	6	*	*	*	*	*	*	6	10	305	2
P-F	5310-950-0039	NUT,SELF-LOCKING: UPPER AND LOWER EXHAUST EXTENSION (3) WHEEL HOUSE BRACKET (2) (COMPONENT OF WATER KIT, FSN 2540-977-2661) MS21044N6 (96906)	1A,1B,1C,1D	EA	5	*	*	*	*	*	*	6	10	306	3
X1		PIPE EXHAUST EXTENSION: LOWER SECTION (COMPONENT OF WATER FORDING KIT, FSN 2540-977-2661) 4MEX39922 (76040)	1A,1B,1C,1D		1									306	4
X1		GASKET:LOWER EXHAUST PIPE (COMPONENT OF WATER FORDING KIT, FSN 2540-977-2661) 94RUX235 (76040)	1A,1B,1C,1D		2									306	5
P-F	5305-269-2805	SCREW,CAP,HEXAGON: EXHAUST EXTENSION TO WHEEL HOUSING (COMPONENT OF WATER FORDING KIT, FSN 2540-977-2661) MS90726-62 (96906)	1A,1B,1C,1D	EA	2	*	*	*	*	*	*	6	10	306	6

(1) SMR Code	(2) Federal Stock Number	(3) DESCRIPTION	(4) UNIT of meas	(5) Qty	(6) 30-day DS maint inc. allowance			(7) 30-day GS maint allowance			(8) 1-yr alw	(9) Depot alw per 100 equip	(10) Illustration (a) Figure No. (b) Item No.	
Reference Number & Mfr. Code			Usable	On	Code	(a)	(b)	(c)	(a)	(b)	(c)	cnt-gcy		
3305-DEEP WATER FORDING KITS-CONTINUED														
X1		TUBE ASSEMBLY: ANEX2 (80058)		1A,1B,1C,1D	3								307	1
P-F	4730-595-1867	CONNECTOR MULTIPLE: 2150123 (24617)	EA	1A,1B,1C,1D	1	*	*	*	*	*	*	6	10	307 2
P-O	2540-272-7965	VALVE,SAFETY,RELIEF: MULTIPLE FITTING (MULTIFUEL AND DIESEL) (COMPONENT OF WATER FORDING KIT, FSN 2540-977-2661) 8340111 (19207)	EA	1A,1B,1C,1D	2	*	*	*	*	*	*	8	10	307 3
P-F	4730-896-0837	TEE TUBE: MS39188-2 (96906)	EA	1A,1B,1C,1D	1	*	*	*	*	*	*	6	10	307 4
X1		TUBE ASSEMBLY:(COMPONENT OF WATER FORDING KIT, FSN 2540-977-2661) 59RUX348 (76040)		1A,1B,1C,1D	1								307	5
P-F	5340-809-1490	CLAMP LOOP:TUBE SUPPORT MS21333-98 (96906)	EA	1A,1B,1C,1D	2	*	*	*	*	*	*	6	10	307 6
X1		CONNECTOR TUBE: 63AX1098 (76040)		1A,1B,1C,1D	1								307	7
X1		UNION TUBE:STEERING VENT TUBE (COMPONENT OF WATER FORDING KIT, FSN 2540-977-2661) 137413 (21450)		1A,1B,1C,1D	1								307	8
P-F	2530-040-2315	LINE:UNION TO RESERVOIR (COMPONENT OF WATER FORDING KIT, FSN 2540-977-2661) 8330334 (19207)	EA	1A,1B,1C,1D	1	*	*	*	*	*	*	6	10	307 9
X1		CLAMP LOOP:LOWER HYDRAULIC STEERING VENT TUBE,(COMPONENT OF WATER FORDING KIT, FSN 2540-977-2661) HIC100770H (31007)		1A,1B,1C,1D	1								307	10
X1		BRACKET:VENT CONTROL VALVE MOUNTING (COMPONENT OF WATER FORDING KIT, FSN 2540-977-2661) 26611 73RUX21397 (76040)	EA	1A,1B,1C,1D	1	*	*	*	*	*	*	*	*	307 11
P-F	4730-890-2376	SWIVEL VALVE LINK: OPERATING PLATE (2) CRANKCASE VENTILATION LINK (3), (COMPONENT OF WATER FORDING KIT, FSN 2540-977-2661) 183GC162 (89619)	EA	1A,1B,1C,1D	5	*	*	*	*	*	*	6	10	307 12
X1		BRACKET:CONTROL CABLE ANCHOR (COMPONENT OF WATER FORDING KIT, FSN 2540-977-2661) 72RUX11205 (76040)		1A,1B,1C,1D	1								307	13



(1) SMR Code	(2) Federal Stock Number	(3) DESCRIPTION	(4) UNIT of meas	(5) Qty in Unit	(6) 30-day DS maint inc. allowance	(7) 30-day GS maint allowance	(8) 1-yr alw per 100 equip cnt-	(9) Depot alw per 100 equip	(10) Illustration (a) Figure No. (b) Item No.						
Reference Number & Mfr. Code			Usable On Code			(a) 35084	(b) 21-50	(c) 51-100	(a) 35084	(b) 21-50	(c) 51-100	gcy			
3305-DEEP WATER FORDING KITS-CONTINUED															
P-F	2910-737-6147	CONTROL ASSEMBLY,MANIFOLD: DUAL VENT VALVE (COMPONENT OF WATER FORDING KIT, FSN 2540-977-2661) 7376147 (19207)	1A,1B,1C,1D	EA	1	*	*	*	*	*	*	4	5	307	14
X1		CLAMP: CONTROL CABLE (COMPONENT OF WATER-FORDING KIT, FSN 2540-977-2661) 83AX222 (76040)	1A.1B.1C.1D		1									307	15
X1		TUBE: PRESSURE REGULATOR VALVE (COMPONENT OF WATER FORDING KIT, FSN 2540-977-2661) 245AX12	1A,1B,1C,1D		1									307	16
P-F	4730-069-1187	ELBOW,PIPE TO TUBE: PRESSURE REGULATOR VALVE (COMPONENT OF WATER FORDING KIT, FSN 2540-977-2661) MS39182-3 (96906)	1A,1B,1C,1D	EA	1	*	*	*	*	*	*	6	10	307	17
X1		VALVE,PRESSURE REGULATOR: CLUTCH HOUSING VENT (COMPONENT OF WATER FORDING KIT, FSN 2540-977-2661) 20QEX279 (76040)	1A,1B,1C,1D		1									307	18
X1		VALVE: (COMPONENT OF WATER FORDING KIT, FSN 2540-977-2661) 20QEX1134 (76040)	1A,1B,1C,1D		1									307	19
X1		HOSE ASSEMBLY: CONTROL VALVE TEE TO FLYWHEEL HOUSING (COMPONENT OF WATER FORDING KIT, FSN 2540-977-2661) 36RUA352P (76040)	1A,1B,1C,1D		1									307	20
X1		TEE: VENT VALVE (COMPONENT OF WATER FORDING KIT, FSN 2540-977-2661) 63AX72 (76040)	1A,1B,1C,1D		1									307	21
P-F	4730-044-4040	ELBOW,PIPE: VENT VALVE (COMPONENT OF WATER FORDING KIT, FSN 2540-977-2661) 44040 (21450)	1A,1B,1C,1D	EA	2	*	*	*	*	*	*	6	10	307	22
P-F	4730-222-1837	NIPPLE,PIPE: VENT VALVE (COMPONENT OF WATER FORDING KIT, FSN 2540-977-2661) 120286 (21450)	1A,1B,1C,1D	EA	3	*	*	*	*	*	*	6	10	307	23
P-F	2805-621-2527	VALVE,SHUT OFF: CLUTCH HOUSING VENT (1),CRANKCASE ;VENT (2) (COMPONENT OF WATER FORDING KIT FSN 2540-977-2661) 7529127 (19207)	1A,1B,1C,1D	EA	3	*	*	*	*	*	*	6	10	307	24

(1) SMR Code	(2) Federal Stock Number	(3) DESCRIPTION	(4) UNIT of meas	(5) Qty in Unit	(6) 30-day DS maint inc. allowance	(7) 30-day GS maint allowance	(8) 1-yr alw per equip	(9) Depot alw per equip	(10) Illustration (a) Figure No. (b) Item No.			
Reference Number & Mfr. Code			Usable On Code			(a) 35084	(b) 21-50	(c) 51-100	(a) 35084	(b) 21-50	(c) 51-100	gcy
3305-DEEP WATER FORDING KITS-CONTINUED												
X1		BOLT-U: VENT VALVE MOUNTING (COMPONENT OF WATER FORDING KIT, FSN 2540-977-2661) 120AX73 (21450)	1A,1B,1C,1D	2								307 25
X1		ELBOW: VENT VALVE (COMPONENT OF WATER FORDING ;KIT, FSN 2540-977-2661) 8744043 (19207)	1A,1B,1C,1D	2								307 26
P-F	5310-194-1540	WASHER,FLAT: U-BOLT MS15795-210 (96906)	1A,1B,1C,1D	EA 4	*	*	*	*	*	*	6	10 307 27
P-F	5310-959-7600	NUT,SELF-LOCKING: CONTROL ANCHOR BRACKET (2), CONTROL VALVE MOUNTING BRACKET (4), U-BOLT (4) (COMPONENT OF WATER FORDING KIT, FSN 2540-977-2661) MS51922-5 (96906)	1A,1B,1C,1D	EA 10	*	*	*	*	*	*	6	10 307 28
P-F	5340-053-8994	CLAMP,LOOP: VENT HOSE MS21333-126 (96906)	1A,1B,1C,1D	EA 1	*	*	*	*	*	*	6	10 307 29
X1		CONNECTOR: VENT HOSE 118752 (21450)	1A,1B,1C,1D	1								307 30
X1		HOSE ASSEMBLY: VENT 36RUA348-P34 (76040)	1A,1B,1C,1D	1								307 31
P-F	4730-204-1993	BUSHING,PIPE: RESERVOIR (COMPONENT OF WATER FORDING KIT, FSN 2540-977-2661) 119933 (21450)	1A,1B,1C,1D	EA 1	*	*	*	*	*	*	6	10 307 32
P-F	4730-277-8273	ELBOW,PIPE TO TUBE: RESERVOIR (COMPONENT OF WATER FORDING KIT, FSN 2540-977-2661) 137421 (21450)	1A,1B,1C,1D	EA 1	*	*	*	*	*	*	6	10 307 33
X1		CONNECTOR: TUBE 140288 (21450)	1A,1B,1C,1D	1								307 34
X1		SCREW,ASSEMBLED WASHER: TUBE CLAMP 445933 (21450)	1A,1B,1C,1D	3								307 35
P-F	5305-267-8974	SCREW,CAP,HEXAGON: MULTIPLE FITTING MS90726-8 (96906)	1A,1B,1C,1D	EA 2	*	*	*	*	*	*	6	10 307 36
NON-ILLUSTRATED												
P-F	2910-737-6147	CONTROL ASSEMBLY,MANIFOLD: SHUT-OFF VALVE 7376147 (19207)	A	EA 1	*	*	*	*	*	*	4	5
P-F	4710-277-5529	TUBE,COPPER: VENT LINE 44T5080-30 (80244)	A	FT V	*	*	*	*	*	*	6	10
P-F	4720-235-4125	HOSE,RUBBER: AIR CLEANER TO COMPRESSOR BREATHER PIPE 33-II-771 (80244)	A	FT V	*	*	*	*	*	*	6	10

(1) SMR Code	(2) Federal Stock Number	(3) DESCRIPTION	(4) UNIT of meas	(5) Qty	(6) 30-day DS maint inc. allowance	(7) 30-day GS maint allowance	(8) 1-yr alw	(9) Depot maint alw	(10) Illustration (a) Figure No. (b) Item No.			
Reference Number & Mfr. Code			Usable On Code	(a)	(b)	(c)	(a)	(b)	(c)	per 100 equip cnt-	per 100 equip gcy	
3305-DEEP WATER FORDING KITS-CONTINUED												
NON-ILLUSTRATED-CONTINUED												
P-F	4730-014-2437	NUT,TUBE COUPLING: VENT LINES 142437 (24617)	A	EA	6	*	*	*	*	*	6	10
P-F	4730-202-6489	BUSHING,PIPE: FUEL TANK VENT LINE TO AIR CLEANER	A	EA	1	*	*	*	*	*	6	10
P-F	4730-222-1838	NIPPLE,PIPE: AT AIR CLEANER FOR VENT LINE CONNECTION 120288, (21450)	A	EA	1	*	*	*	*	*	6	10
P-F	4730-277-8273	ELBOW,PIPE TO TUBE: FUEL TANK VENT LINE AT AIR CLEANER 137421 (21450)	A	EA	1	*	*	*	*	*	6	10
P-F	4730-254-6373	CROSS: AT AIR CLEANER FOR VENT LINE CONNECTION	A			*	*	*	*	*	6	10
P-F	4730-287-1707	TEE: FUEL TANK VENT LINES AT RIGHT FRAME	A	EA	1	*	*	*	*	*	6	10
P-F	4730-278-8765	SLEEVE,COMPRESSION,FITTING: MASTER CYLINDER TO AIR POWER UNIT VENT LINE	A	EA	2	*	*	*	*	*	6	10
P-F	4730-278-8767	SLEEVE,COMPRESSION,FITTING: AIR CLEANER TO AIR POWER UNIT VENT LINE	A	EA	4	*	*	*	*	*	6	10
M-F		LINE: MASTER CYLINDER TO AIR POWER UNIT 101477R1 (31007) FABRICATE FROM:	A	EA	1	*	*	*	*	*		
P-F	4710-277-5527	TUBE COPPER: VENT LINES (37 IN) 230523 (37159)		FT	V	*	*	*	*	*	6	10
M-F		LINE: RIGHT FUEL TANK TO FRAME TEE VENT 127748R91 (31007) FABRICATE FROM:	HA,BD	EA	1	*	*	*	*	*		
P-F	4710-277-5525	TUBE,COPPER: VENT LINES 183712 (15434)		FT	V	*	*	*	*	*	6	10
P-F	4730-014-2432	NUT,TUBE COUPLING: VENT LINES (4 USED ON M63,M139,M139C,M139D) (6 USE OF M51,M52,M61) 142423 (24617)	HA,BD	EA	2	*	*	*	*	*	6	10
P-F	2540-977-2661	WATER FORDING,KIT: 5703525 (19207) CONSISTING OF:	1A,1B,1C,1D	EA	1	*	*	*	*	*	4	5
		1-BRACE ASSEMBLY 73RUAX21403 (19207)										305 1
	5305-269-2808	2-SCREW MS90726-65 996906)										305 2
		1-TUBE 2MDX178 (76040)										305 3
		2-CLAMP 48RUX2176 (76040)										305 4
		1-CAP 2MDX294 (76040)										305 5
	5310-950-0039	10-NUT MS21044N6 (96906)										305 6
												306 3

(1) SMR Code	(2) Federal Stock Number	(3) DESCRIPTION	(4) UNIT of meas	(5) Qty inc. in Unit	(6) 30-day DS maint allowance	(7) 30-day GS maint allowance	(8) 1-yr alw per 100 equip cnt-	(9) Depot maint alw per 100 equip	(10) Illustration (a) Figure No.	(b) Item No.
Reference Number & Mfr. Code		Usable On Code	(a)	(b)	(c)	(a)	(b)	(c)	gcy	
3305-DEEP WATER FORDING KITS-CONTINUED										
4730-266-0538		2-CONNECTOR 144315 (21450)							305	7
		1-HOSE ASSEMBLY 36RUA347P20 (76040)							305	8
		1-BRACKET 6MDX244 (70434)							305	9
4730-704-8625		2-CLAMP MS35842-4 (96906)							305	10
		1-HOSE 5MDX1188 (76040)							305	11
		1-PIPE 4MEX3993 (76040)							306	1
5305-269-2807		6-SCREW MS90726-64 (96906)							306	2
		1-PIPE 4MEX3992 (76040)							306	4
		2-GASKET 94RUX235 (76040)							306	5
5305-269-2805		2-SCREW MS90726-62 (96906)							306	6
2540-272-7965		2-VALVE 8340111 (19207)							307	3
4730-896-0837		1-TEE MS39188-2 (96906)							307	4
		1-TUBE ASSEMBLY 59RUX348 (76040)							307	5
		1-UNION 137413 (21450)							307	8
2530-040-2315		1-LINE 8330334 (19207)							307	9
		1-CLAMP 1HC100770H (31007)							307	10
		1-BRACKET 73RUX21397 (76040)							307	11
4730-890-2376		2-SWIVEL 183GC162 (89619)							307	12
		1-BRACKET 72RUX11205 (76040)							307	13
2910-737-6147		2-CONTROL 7376147 (19207)							307	14
		1-CLAMP 83AX222 (76040)							307	15
		1-TUBE 245AX12 (91024)							307	16
4730-069-1187		1-ELBOW MS39182-3 (96906)							307	17
		1-VALVE 20QEX279 (76040)							307	18
		1-VALVE 20QEX1134 (76040)							307	19
		1-HOSE 36RUA352P20 (76040)							307	20
		1-TEE 63AX72 (76040)							307	21
4730-044-4040		2-ELBOW 444040 (21450)							307	22
4730-222-1837		3-NIPPLE 120286 (21450)							307	23
2805-621-2527		3-VALVE 7529127 (19207)							307	24
		2-BOLT-U 120AX73 (21450)							307	25
		1-ELBOW 8744043 (19207)							307	26
5310-194-1540		4-WASHER MS15795-210 (96906)							307	27
5310-959-7600		10-NUT MS51922-5 (96906)							307	28
4730-204-1993		1-BUSHING 119933 (21450)							307	28
4730-277-8273		1-ELBOW 137421 (21450)							307	32
5315-234-1650		5-PIN MS24665-132 (96906)							307	33
		2-CLIP 137188 (21450)								
4730-424-5871		1-CONNECTOR 187321 (24617)								
		1-BRACKET 253GC1272 (70434)								

(1) SMR Code	(2) Federal Stock Number	(3) DESCRIPTION	(4) UNIT of meas	(5) Qty in Unit	(6) 30-day DS inc. allowance	(7) 30-day GS maint allowance	(8) 1-yr alw per 100 equip cnt-	(9) Depot maint alw per 100 equip	(10) Illustration No. (a) Figure No. (b) Item No.					
Reference Number & Mfr. Code			Usable On Code			(a)	(b)	(c)	(a)	(b)	(c)	(a)	(b)	(c)
						35084	21-50	51-100	35084	21-50	51-100	35084	21-50	51-100
3305-DEEP WATER FORDING KITS-CONTINUED														
1-PLUG 112304 (21450)														
1-ELBOW 63AX1214 (76040)														
2-NIPPLE 63AX376 (76040)														
1-ADAPTER 63AX558 (76040)														
1-PLATE 71BUX11961 (72619)														
1-LINK 922GC134 (70434)														
P-F	2540-039-8392	KIT: WATER FORDING 5701840 (19207)	CA,CB	EA	1	*	*	*	*	*	*	4	5	N/I
P-F	2540-039-8393	KIT: WATER FORDING 5701841 (19207)		EA	1	*	*	*	*	*	*	4	5	N/I
P-F	2540-039-8394	KIT: WATER FORDING 5701842 (19207)	EA.EB.EC	EA	1	*	*	*	*	*	*	4	5	N/I
P-F	2540-039-8395	KIT: WATER FORDING 5701843 (19207)	BG,BG,FA,FB	EA	1	*	*	*	*	*	*	4	5	N/I
P-F	2540-039-8396	KIT: WATER FORDING 5701844 (19207)	HA,JA,EF	EA	1	*	*	*	*	*	*	4	5	N/I
P-F	2540-039-8397	KIT: WATER FORDING 5701845 (19207)	BE,IA,	EA	1	*	*	*	*	*	*	4	5	N/I
P-F	2540-197-5347	WATER-PROOFING KIT: 5703702 (19207)	A	EA	1	*	*	*	*	*	*	4	5	N/I
3307-SPECIAL PURPOSE KITS														
X1		TUBE: AIR LINE TEE TO CONTROLLER (COMPONENT OF ELECTRIC BRAKE KIT, FSN 2530-693-0581 7999927 (19207)	A		1									308 1
P-F	2530-040-2186	CONTROLLER,BRAKE: AIR OPERATED BRAKE (COMPONENT OF ELECTRIC BRAKE KIT, FSN 2530-693-0581 8333092 (19207)	A	EA	1	*	*	*	*	*	*	6	10	308 2
P-F	2590-644-7716	LEAD,ELECTRICAL: BATTERY TO ELECTRIC BRAKE LOAD CONTROL RHEOSTAT (COMPONENT OF ELECTRIC BRAKE KIT, FSN 2530-693-0581) 7999931 (19207)	A	EA	1	*	*	*	*	*	*	6	10	308 3
P-F	2590-349-3652	LEAD ASSEMBLY,ELECTRICAL: RHEOSTAT TO CONTROLLER (COMPONENT OF ELECTRIC BRAKE KIT, FSN 2530-693- - 0581) 8347011 (19207)	A	EA	1	*	*	*	*	*	*	6	10	308 4
P-F	5905-735-4001	RHEOSTAT,TRAILER.ELECTRIC: BRAKE CONTROL(COMPONENT OF ELECTRIC BRAKE KIT, FSN 2530-693-0581) 7354001 (19207)	A	EA	1	*	*	*	*	*	*	6	10	308 5

(1) SMR Code	(2) Federal Stock Number	(3) DESCRIPTION	(4) UNIT of meas	(5) Qty	(6) 30-day DS maint inc. allowance	(7) 30-day GS maint allowance	(8) 1-yr alw	(9) Depot alw	(10) Illustration						
		Reference Number & Mfr. Code	Usable On Code		(a)	(b)	(c)	(a)	(b)	(c)	per 100 equip cnt-gcy	per 100 equip	(a) Figure No.	(b) Item No.	
3307-SPECIAL PURPOSE KITS-CONTINUED															
P-F	6145-705-6679	WIRE,ELECTRICAL: CONTROLLER TO RHEOSTAT (15 FEET( (COMPONENT OF ELECTRIC BRAKE KIT, FSN 2530-693-0581) MILC13486-1 (81349)	A	FT	V	*	*	*	*	*	*	6	10	308	6
X1		BRACKET: RHEOSTAT MOUNTING (COMPONENT OF ELECTRIC BRAKE KIT, FSN 2530-293-0581) 8347013 (19207)	A			1								308	7
P-F	2530-349-3631	SPRING,HELICAL,TORSION: SPLICER (COMPONENT OF ELECTRIC BRAKE KIT, FSN 2530-693-0581) 8376532 (19207)	A	EA	6	*	*	*	*	*	*	6	10	308	8
X1		WASHER: SPECIAL SPACER (COMPONENT OF ELECTRIC BRAKE KIT, FSN 2530-693-0581) 7999926 (19207)	A			3								308	9
P-F	5340-057-3044	CLAMP,LOOP: AIR LINE RETAINING (COMPONENT OF ELECTRIC BRAKE KIT, FSN 2530-693-0581) 573044 (19207)	A	EA	1	*	*	*	*	*	*	6	10	308	10
X1		CLAMP,LOOP: HARNESS RETAINING (COMPONENT OF ELECTRIC BRAKE KIT, FSN 2530-693-0581) 8337110 (19207)	A			2								308	11
X1		ELBOW,TUBE: (WITH SAFETY SLEEVE) (COMPONENT OF ELECTRIC BRAKE KIT, FSN 2530-693-0581) 423836 (21450)	A			1								308	12
P-F	4730-595-2840	TEE,TUBE: AIR SERVICE (COMPONENT OF ELECTRIC BRAKE KIT, FSN 2530-693-0581) 45-4250-815-050 (81336)	A	EA	1	*	*	*	*	*	*	6	10	308	13
X1		PIPE: TEE TO CONNECTOR (COMPONENT OF ELECTRIC BRAKE KIT, FSN 2530-693-0581) 8347009 (19207)	A			1								308	14
X1		TUBE: AIR LINE TEE TO CONTROLLER (COMPONENT OF ELECTRIC BRAKE KIT, FSN 2530-693-0581) 7999932 (19207)	A			1								308	15
X1		BRAKE: CONTROLLER MOUNTING (COMPONENT OF ELECTRIC BRAKE KIT, FSN 2530-693-0581) 8347014 (19207)	A			1								308	16
X1		BRACKET: BRAKE LOAD CONTROL RHEOSTAT MOUNTING (COMPONENT OF ELECTRIC BRAKE KIT,FSN 2530-693-0581) 7999933 (19207)	A			1								308	17

(1) SMR Code	(2) Federal Stock Number	(3) DESCRIPTION	(4) UNIT of meas	(5) Qty	(6) 30-day DS maint inc. allowance	(7) 30-day GS maint allowance	(8) 1-yr alw per 100 equip	(9) Depot maint alw per 100 equip	(10) Illustration (a) Figure No. (b) Item No.						
Reference Number & Mfr. Code			Usable	On	Code	(a) 35084	(b) 21-50	(c) 51-100	(a) 35084	(b) 21-50	(c) 51-100	gcy			
3307-SPECIAL PURPOSE KITS-CONTINUED															
P-F	4730-202-9037	ADAPTER,STRAIGHT,PIPE: PIPE TO CONTROLLER (COMPONENT OF ELECTRIC BRAKE KIT, FSN 2530-693-0581) 570809 (21450)	A	EA	1	*	*	*	*	*	*	6	10	308	18
P-F	4730-289-2864	TEE,TUBE: AIR SERVICE (COMPONENT OF ELECTRIC BRAKE KIT, FSN 2530-693-0581) 64F (30327)	A	EA	1	*	*	*	*	*	*	6	10	308	19
P-F	4730-202-9036	ADAPTER,STRAIGHT,PIPE: AIR SERVICE (COMPONENT OF ELECTRIC BRAKE KIT, FSN 2530-693-0581) 504356 (21450)	A	EA	1	*	*	*	*	*	*	6	10	308	20
NON-ILLUSTRATED															
P-F	2530-318-0949	DIAPHRAGM,CHAMBER: BRAKE CONTROLLER 8713636 (19207)	A	EA	1	*	*	*	*	*	*	6	10		
P-F	2530-799-1277	CONTROLLER ASSEMBLY,ELECTRIC: AIR OPERATED BRAKE 7991277 (19207)	A	EA	1	*	*	*	*	*	*	6	10		
P-F	2590-608-5604	SWITCH CONNECTOR ASSEMBLY: USED WITH 12 POLE PRIME MOVER RECEPTACLE,TO 4 POLE TRAILER CABLE 8689342 (19207)	A	EA	V	*	*	*	*	*	*	6	10		
P-F	4730-278-3873	ELBOW,PIPE TO TUBE: BRAKE AIR LINE 8405X8X8 (79470)	A	EA	1	*	*	*	*	*	*	6	10		
P-F	5905-316-7760	RESISTOR: CONTROLLER 8713641 (19207)	A	EA	1	*	*	*	*	*	*	6	10		
P-F	5905-316-7769	RESISTOR,FIXED,WIRE WOUND: CONTROLLER 8713606 (19207)	A	EA	1	*	*	*	*	*	*	6	10		
P-F	5905-316-7803	RESISTOR,FIXED,WIRE WOUND: CONTROLLER 8713604 (19207)	A	EA	1	*	*	*	*	*	*	6	10		
P-F	5330-235-1675	PACKING,PREFORMED: CONTROLLER BODY COVER 546895 (21450)	A	EA	1	*	*	*	*	*	*	6	10		
P-F	5935-604-6817	CONNECTOR,PLUG,ELECTRICAL: CIRCUIT BREAKER CABLE 573443 (21450)	A	EA	1	*	*	*	*	*	*	6	10		
P-F	5940-113-9826	TERMINAL,LUG: CIRCUIT BREAKER CABLE MS25036-114 (96906)	A	EA	1	*	*	*	*	*	*	6	10		
P-F	5970-334-7722	INSULATING MATERIAL: CIRCUIT BREAKER CABLE CONNECTOR 307959-1 (56232)	A	FT	V	*	*	*	*	*	*	6	10		

(1) SMR Code	(2) Federal Stock Number	(3) DESCRIPTION	(4) UNIT of meas	(5) Qty inc. in Unit	(6) 30-day DS maint allowance	(7) 30-day GS maint allowance	(8) 1-yr alw per 100 equip cnt-	(9) Depot maint alw per 100 equip	(10) Illustration (a) Figure No.	(b) Item No.		
Reference Number & Mfr. Code			Usable On Code	(a)	(b)	(c)	(a)	(b)	(c)			
				35084	21-50	51-100	35084	21-50	51-100	gcy		
3307-SPECIAL PURPOSE KITS-CONTINUED												
NON-ILLUSTRATED-CONTINUED												
P-F	6145-705-6678	WIRE,ELECTRICAL: CIRCUIT BREAKER CABLE (11 FEET) 7056678 (19207)	A	FT	V	*	*	*	*	*	6	10
P-F	2530-693-0581	KIT,ELECTRIC BRAKE: (24 V UNIVERSAL) 5701908 (19207) CONSISTING OF:	A	EA	1	*	*	*	*	*	4	5
		1-TUBE 7999927 (19207)									308	1
		1-CONTROLLER 8333092 (19207)									308	2
	2590-644-7716	1-LEAD 7999931 (19207)									308	3
	2590-349-3652	1-LEAD ASSEMBLY 8347011 (19207)									308	4
	5905-735-4001	1-RHEOSTAT 7354001 (19207)									308	5
	6145-705-6699	1-WIRE MILC13486-1 (81349) 1-BRACKET 8347013 (19207)									308	6
	2530-864-2995	6-SPRING 8376532 (19207) 3-WASHER 7999926 (19207)									308	7
	5340-057-3044	1-CLAMP 573044 (21450) 2-CLAMP 8337110 (19207) 1-ELBOW 423836 (21450)									308	8
		1-TEE 45-4250-815-050 (81336) 1-PIPE 8347009 (19207) 1-TUBE 7999932 (19207)									308	9
		1-BRACKET 8347014 (19207) 1-BRACKET 7999933 (19207)									308	10
	4730-202-9037	1-ADAPTER 570809 (21450)									308	11
	4730-289-2864	1-TEE 64F (30327)									308	12
	4730-202-9036	1-ADAPTER 504356 (21450)									308	13
	5305-068-0504	2-SCREW MS90726-3 (96906)									N/I	14
	5305-068-0505	2-SCREW MS90726-5 (96906)									N/I	15
	5306-225-8499	2-SCREW MS90726-5 (96906)									N/I	16
	5305-269-2807	2-SCREW MS90725-34 (96906)									N/I	17
	5310-081-4219	4-SCREW MS90726-64 (96906) MS27183-12 (96906)									N/I	18
	5310-814-0672	4-NUT,SELF-LOCKING 451011 (24617)									N/I	19
	5310-877-5796	2-NUT,SELF-LOCKING MS21044N4 (96906)									N/I	20
	5310-880-7744	2-NUT, PLAIN, HEXAGON MS51967-5 (96906)									N/I	



(1) SMR Code	(2) Federal Stock Number	(3) DESCRIPTION	(4) UNIT of meas	(5) Qty	(6) 30-day DS maint inc. allowance	(7) 30-day GS maint allowance	(8) 1-yr alw	(9) Depot alw	(10) Illustration (a) Figure No. (b) Item No.					
Reference Number & Mfr. Code			Usable On Code			(a)	(b)	(c)	(a)	(b)	(c)	cnt-	equip	gcy
3307-SPECIAL PURPOSE KITS-CONTINUED														
	5310-959-7600	2-NUT,SELF-LOCKING MS51922-5 (96906)												N/I
	5940-113-9826	2-TERMINAL MS25036-114 (96906)												N/I
	5970-433-9294	2-INSULATOR 7056633 (19207)												N/I
		2-WASHER 138485 (21450)												N/I
		1-TAPE, INSULATING, ELECTRICAL 875855 (21450)												N/I
GROUP 47-GAGES (NON-ELECTRICAL)														
P-O	6680-882-0966	4701-INSTRUMENTS (SPEED AND DISTANCE) SHAFT ASSEMBLY, FLEXIBLE: TACHOMETER DRIVE (WITH CASING AND CORE) MS51071-4 (96906)	A	EA	1	*	*	*	*	*	*	4	5	309 1
P-O	5305-068-0500	SCREW, CAP, HEXAGON: CLAMP PLATE MS90725-3 (96906)	A	EA	1	*	*	*	*	*	*	6	10	309 2
X2-O		PLATE: CLAMP MOUNTING 10883224 (19207)	A	EA	1	*	*	*	*	*	*			309 3
P-O	5340-282-7537	CLAMP, LOOP: TACHOMETER SHAFT MS21333-41 (96906)	A	EA	1	*	*	*	*	*	*	6	10	309 4
P-O	5325-720-9054	GROMMET: TACHOMETER AND SPEEDOMETER SHAFT MS35490-20 (96906)	A	EA	2	*	*	*	*	*	*	6	20	309 5
P-O	6680-294-6481	CORE, FLEXIBLE SHAFT: TACHOMETER 1581351 (70040)	A	EA	1	*	*	*	*	*	*	6	10	309 6
P-O	6680-753-9689	GASKET: SPEEDOMETER END 1568362 (70040)	A	EA	1	*	*	*	*	*	*	8	10	309 7
P-O	6680-825-2076	TACHOMETER, MECHANICAL: INSTRUMENT CLUSTER MS35916-2 (96906)	A	EA	1	*	*	*	*	*	*	4	10	309 8
P-O	6680-933-3599	SPEEDOMETER, MECHANICAL: MS39021-2 (96906)	A	EA	1	*	*	*	*	*	*	6	10	309 9
P-O	5305-269-2803	SCREW, CAP, HEXAGON: SPEEDOMETER SHAFT CLAMP MS90726-60 (96906)	A	EA	1	*	*	*	*	*	*	6	10	309 10
P-O	6680-740-9701	SHAFT ASSEMBLY, FLEXIBLE: SPEEDOMETER DRIVE (WITH CASING AND CORE) 7409701 (19207)	A	EA	1	*	*	*	*	*	*	6	10	309 11
P-O	6680-528-8736	CORE, FLEXIBLE SHAFT: 1581430 (70040)	A	EA	1	*	*	*	*	*	*	6	10	309 12

(1) SMR Code	(2) Federal Stock Number	(3) DESCRIPTION	(4) UNIT of meas	(5) Qty	(6) 30-day DS maint inc. allowance	(7) 30-day GS maint allowance	(8) 1-yr alw	(9) Depot maint	(10) Illustration					
		Reference Number & Mfr. Code	Usable On Code		(a)	(b)	(c)	(a)	(b)	(c)	per equip	100 per equip	(a) Figure No.	(b) Item No.
4701-INSTRUMENTS (SPEED AND DISTANCE)- CONTINUED														
P-O	5330-753-9688	WASHER, NON-METALLIC: ADAPTER END 1568220 (70040)	A	EA	1	*	*	*	*	*	*	6	10	309 13
P-O	2520-715-3866	ADAPTER ASSEMBLY ANGLE DRIVE: SPEEDOMETER SHAFT 8331043 (19207)	OB, CA, CB, BE, IA	EA	1	*	*	*	*	*	*	6	10	309 14
P-O	2520-740-9623	ADAPTER, ASSEMBLY: SPEEDOMETER SHAFT (USE WITH 1100 X 20 TIRES) 99673R91 (31007)	BG, BF, DA, DB, EA, EB, EC, FA, FB, RA, ZA, HA, BD, IA, IB, IC, ID, FJ JA, EF	EA	1	*	*	*	*	*	*	6	10	309 14
P-O	2520-740-9624	ADAPTER, ASSEMBLY: SPEEDOMETER SHAFT 99674R91 (31007)	JA, EF	EA	1	*	*	*	*	*	*	6	10	309 14
P-O	2520-692-6185	ADAPTER ASSEMBLY: SPEEDOMETER SHAFT (DRIVE RATIO 26 TO 1) 649AH10-26-1 (31007)	LA, MA	EA	1	*	*	*	*	*	*	6	10	309 14
P-O	2520-706-5891	SHAFT, ANGLE DRIVE ADAPTER: 7065891 (19207)	A	EA	1	*	*	*	*	*	*	6	10	309 15
P-O	2520-706-5892	SLEEVE ASSEMBLY, ANGLE DRIVE: (WITH BEARING) 7065892 (19207)	A	EA	1	*	*	*	*	*	*	6	10	309 16
P-O	5310-950-0039	NUT, SELF-LOCKING: SPEEDOMETER SHAFT CLAMP MS21044N6 (96906)	A	EA	3	*	*	*	*	*	*	6	10	309 17
P-O	5340-282-7509	CLAMP, LOOP: SPEEDOMETER SHAFT MS21333-62 (96906)	A	EA	4	*	*	*	*	*	*	6	10	309 18
P-O	5305-269-2801	SCREW CAP HEXAGON: SPEEDOMETER SHAFT CLAMP MS90726-58 (96906)	A	EA	2	*	*	*	*	*	*	6	10	309 19
P-O	5305-068-0502	SCREW, CAP, HEXAGON: SPEEDOMETER SHAFT CLAMP MS90725-6 (96906)	A	EA	1	*	*	*	*	*	*	6	10	309 20
P-O	5310-809-4058	WASHER, FLAT: SPEEDOMETER CABLE CLAMP MS27183-10 (96906)	A	EA	1	*	*	*	*	*	*	6	10	309 21
P-O	5310-959-7600	NUT, SELF-LOCKING: SPEEDOMETER AND TACHOMETER SHAFT CLAMP MS51922-5 (96906)	A	EA	2	*	*	*	*	*	*	6	10	309 22
P-O	6620-084-7621	NON-ILLUSTRATED ADAPTER, TACHOMETER TAKE-OFF: 10912497 (19207)	A	EA	1	*	*	*	*	*	*	6	10	

(1) SMR Code	(2) Federal Stock Number	(3) DESCRIPTION	(4) UNIT of meas	(5) Qty in Unit	(6) 30-day DS maint inc. allowance	(7) 30-day GS maint allowance	(8) 1-yr alw equip cnt-	(9) Depot maint 100 per equip	(10) Illustration (a) Figure No. (b) Item No.			
Reference Number & Mfr. Code			Usable On Code			(a) 35084	(b) 21-50	(c) 51-100	(a) 35084	(b) 21-50	(c) 51-100	gcy
4701-INSTRUMENTS (SPEED AND DISTANCE)- CONTINUED												
NON-ILLUSTRATED-CONTINUED												
P-O	2815-995-1811	ADAPTER ASSEMBLY,WITH SHAFT: RIGHT ANGLE TACHOMETER DRIVE 11610078 (19207)	A	EA	1	*	*	*	*	*	*	6 10
P-O	5330-199-5882	GASKET: GEAR COVER TO TACHOMETER TAKE-OFF ADAPTER MS35769-26 (96906)	A	EA	1	*	*	*	*	*	*	10 20
P-O	6680-089-2005	SHAFT ASSEMBLY,FLEXIBLE: TACHOMETER DRIVE (77 1/2 INCHES) MS51071-9 (96906)	A	EA	1	*	*	*	*	*	*	4 5
P-O	6680-112-0227	SHAFT ASSEMBLY,FLEXIBLE: SPEEDOMETER DRIVE (90 INCHES) MS51071-11 (96906)	A	EA	1	*	*	*	*	*	*	4 5
P-O	6680-732-0561	SHAFT ASSEMBLY,FLEXIBLE: TACHOMETER DRIVE (62 1/2 INCHES) MS51071-5 (96906)	A	EA	1	*	*	*	*	*	*	4 5
P-O	6680-737-2727	BRACKET: TACHOMETER AND SPEEDOMETER MOUNTING 1580377 (19207)	A	EA	2	*	*	*	*	*	*	2



(1) SMR Code	(2) Federal Stock Number	(3) DESCRIPTION	(4) UNIT of meas	(5) Qty in Unit	(6) 30-day DS maint inc. allowance	(7) 30-day GS maint allowance	(8) 1-yr alw per 100 equip cnt-	(9) Depot maint 100 equip	(10) Illustration No. (a) Figure No.	(b) Item No.				
Reference Number & Mfr. Code			Usable	On	Code	(a)	(b)	(c)	(a)	(b)	(c)	gcy		
			35084	21-50	51-100	35084	21-50	51-100	35084	21-50	51-100			
GROUP 26-TOOLS														
2604-SPECIAL TOOLS														
P-F	4910-448-0254	HOISTING UNIT,AUTOMOTIVE MAINENANCE: REMOVING AND REPLACING TRANSMISSION 8387771 (19207)	A	EA	1	*	*	*	*	*	*	6	310	1
P-F	4910-545-2639	PAN,ENGINE: OIL DRIP,USE WITH STAND, FSN 4910-795-0189 8708359 (19207)	A	EA	1	*	*	*	*	*	*	6	310	2
P-F	4910-610-0919	BRACKET: ADAPTING LEFT SIDE OF TRANSFER CASE TO STAND, FSN 4910-449-4196 7010362 (19207)	A	EA	1	*	*	*	*	*	*	6	310	3
P-F	4910-610-0920	BRACKET,ANGLE: ADAPTING RIGHT SIDE OF TRANSFER CASE TO STAND, FSN 4910-449-4196 7010363 (19207)	A	EA	1	*	*	*	*	*	*	6	310	4
P-F	4910-627-7043	TEST SET,POWER STEERING: CHECKING OIL PRESSURE IN STEERING 7010267 (19207)	A	EA	1	*	*	*	*	*	*	6	310	5
P-F	5120-795-0104	GAGE,PINION SETTING: DIFFERENTIAL 7950104 (19207)	A	EA	1	*	*	*	*	*	*	6	310	6
P-F	4910-795-0189	STAND: ENGINE REBUILD 7950189 (19207)	A	EA	1	*	*	*	*	*	*	6	310	7
P-F	4910-795-0198	CRADLE ASSEMBLY: (USED WITH ENGINE STAND, FSN 4190-795-0189) 7950198 (19207)	A	EA	1	*	*	*	*	*	*	6	310	8
P-F	4910-798-7584	SLING: POWER PLANT LIFTING 8715107 (19207)	A	EA	1	*	*	*	*	*	*	6	310	9
P-F	5110-795-0124	REAMER,HAND: FRONT AXLE SPINDLE BUSHING, USE WITH BAR, P/N 41-B-155 7950124 (19207)	A	EA	1	*	*	*	*	*	*	6	310	10
P-F	5110-795-0248	REAMER,HAND: STEERING GEAR HOUSING BUSHING 7950248 (19207)	A	EA	1	*	*	*	*	*	*	6	310	11
P-F	5120-303-1195	ADAPTER,MECHANICAL: STEERING WHEEL, (USE WITH PULLER, FSN 5120-422-8510) 8708638 (19207)	A	EA	1	*	*	*	*	*	*	6	310	12
P-F	5120-322-6223	COMPRESSOR,AIR: PISTON RING 8708744 (19207)	A	EA	1	*	*	*	*	*	*	6	310	13

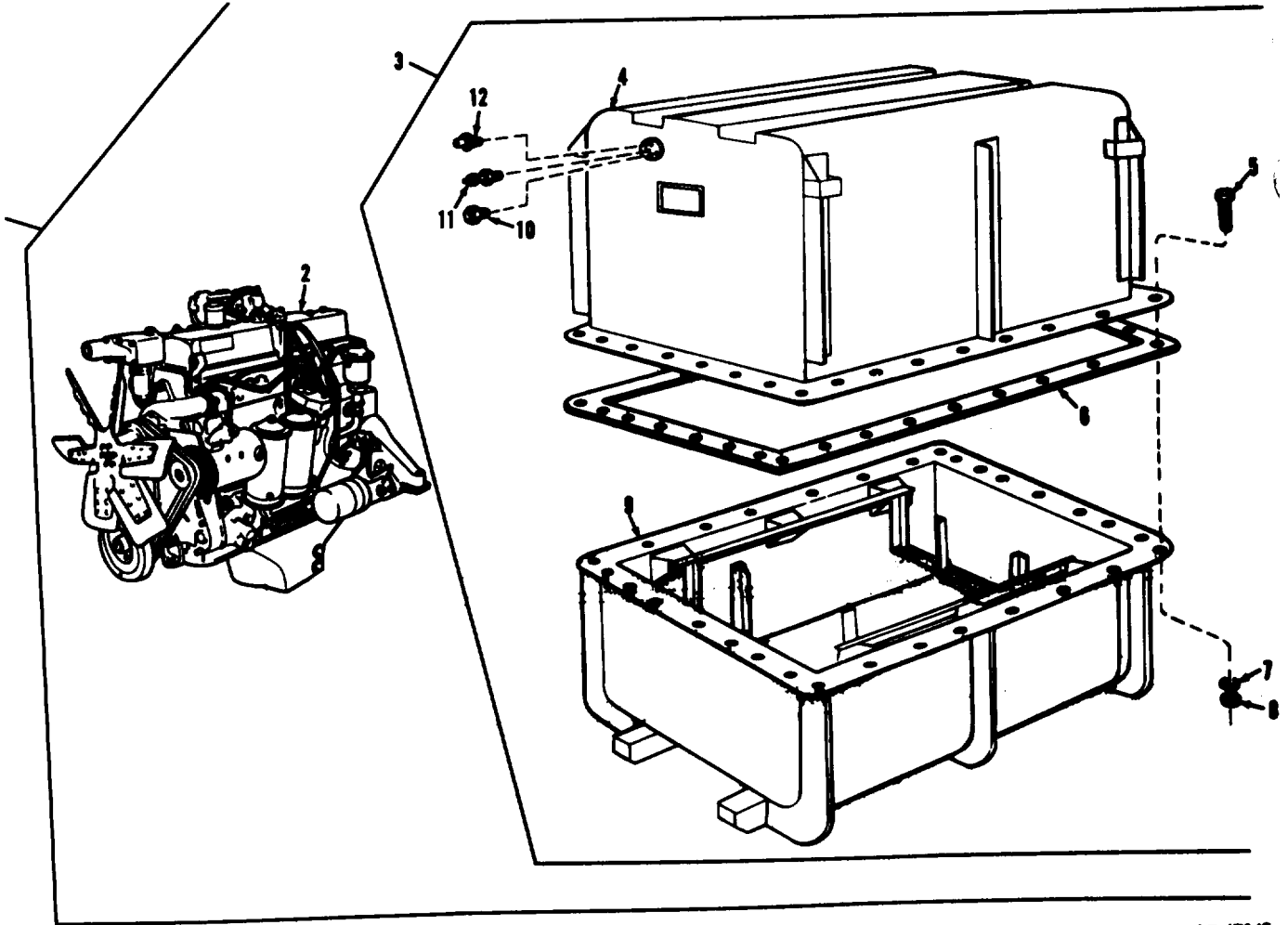
(1) SMR Code	(2) Federal Stock Number	(3) DESCRIPTION	(4) UNIT of meas	(5) Qty in Unit	(6) 30-day DS maint inc. allowance	(7) 30-day GS maint allowance	(8) 1-yr alw per equip cnt-	(9) Depot maint 100 equip	(10) Illustration (a) Figure No. (b) Item No.					
Reference Number & Mfr. Code			Usable On Code			(a) 35084	(b) 21-50	(c) 51-100	(a) 35084	(b) 21-50	(c) 51-100	gcy		
2604-SPECIAL TOOLS-CONTINUED														
P-F	5120-338-6721	PULLER KIT,MECHANICAL: TIMING GEARS OR COMPANION FLANGES 870724 (19207)	A	EA	1	*	*	*	*	*	*	6	310	14
P-F	5120-378-3139	WRENCH,SOCKET: WHEEL BEARING NUT 7076968 (19207)	A	EA	1	*	*	*	*	*	*	6	310	15
P-F	5120-378-4301	REMOVER,BEARING: FRONT AXLE SPINDLE INNER BUSHING 7950127 (19207)	A	EA	1	*	*	*	*	*	*	6	310	16
P-F	5120-390-7779	WRENCH: AIR COMPRESSOR: BELT TENSION ADJUSTING 8390170 (19207)	A	EA	1	*	*	*	*	*	*	6	310	17
P-F	5120-473-6511	WRENCH: CYLINDER HEAD BOLT 7078072 (19207)	A	EA	1	*	*	*	*	*	*	6	310	18
P-F	5120-473-7741	WRENCH: ENGINE OIL FILTER, SEAL PLATE BOLT 7076229 (19207)	A	EA	1	*	*	*	*	*	*	6	310	19
P-F	5120-610-6719	REPLACER,OIL SEAL: AIR HYDRAULIC CYLINDER PUSH ROD 8742053 (19207)	A	EA	1	*	*	*	*	*	*	6	310	20
P-F	5120-610-6720	REPLACER,SNAP RING: AIR HYDRAULIC CYLINDER CHECK VALVE 8642059 (19207)	A	EA	1	*	*	*	*	*	*	6	310	21
P-F	5120-707-9783	ADAPTER: STEERING RELAY PIN. (USE WITH PULLER. FSN 5120-473-6396 7079783 (19207)	A	EA	1	*	*	*	*	*	*	6	310	22
P-F	5120-795-0079	REMOVER AND REPLACE: DIFFERENTIAL REAR BEARING CUP 7950079 (19207)	A	EA	1	*	*	*	*	*	*	6	310	23
P-F	5120-795-0082	REPLACER,BEARING,CONE AND ROLLER: DIFFERENTIAL CARRIER SPUR PINION CAGE BEARING CUP 7950082 (19207)	A	EA	1	*	*	*	*	*	*	6	310	24
P-F	5120-795-0088	BURNISHER,SLEEVE BEARING: DIFFERENTIAL SPIDER PINION BUSHING 7950088 (19207)	A	EA	1	*	*	*	*	*	*	6	310	25
P-F	5120-795-0089	REMOVER AND REPLACER: DIFFERENTIAL SPIDER PINION BUSHING 7950089 (19207)	A	EA	1	*	*	*	*	*	*	6	310	26

(1) SMR Code	(2) Federal Stock Number	(3) DESCRIPTION	(4) UNIT of meas	(5) Qty	(6) 30-day DS maint inc. allowance	(7) 30-day GS maint allowance	(8) 1-yr alw per 100 equip cnt-	(9) Depot maint alw per 100 equip	(10) Illustration (a) Figure No. (b) Item No.					
Reference Number & Mfr. Code			Usable	On	(a) (b) (c)			(a) (b) (c)						
					35084	21-50	51-100	35084	21-50	51-100	gcy			
2604-SPECIAL TOOLS-CONTINUED														
P-F	5120-795-0090	ADAPTER,PULLER: TRANSFER CASE FRONT DRIVE REAR BEARING CONE, (USE WITH PULLER, FSN 5120-356-4544) 7950090 (19207)	A	EA	1	*	*	*	*	*	*	6	310	27
P-F	5120-795-0108	REPLACER,OIL SEAL: TACHOMETER DRIVE OIL SEAL AND BEARING 7950108 (19207)	A	EA	1	*	*	*	*	*	*	6	310	28
P-F	5120-795-0112	ADAPTER,PULLER: DIFFERENTIAL CARRIER BEARING, (USE WITH PULLER, FSN 5120-356-4544) 7950112 (19207)	A	EA	1	*	*	*	*	*	*	6	310	29
P-F	5120-795-0129	REPLACER, BEARING: FRONT AXLE INNER SPINDLE BUSHING OR PITMAN ARM SHAFT OIL SEAL 7950129 (19207)	A	EA	1	*	*	*	*	*	*	6	310	30
P-F	5120-795-0130	REMOVER AND REPLACER: STEERING KNUCKLE BUSHING OR PISTON PIN BUSHING 7950130 (19207)	A	EA	1	*	*	*	*	*	*	6	310	31
P-F	5120-795-0133	BURNISHER: FRONT AXLE SPINDLE BUSHING 7950133 (19207)	A	EA	1	*	*	*	*	*	*	6	310	32
P-F	5120-795-0134	BURNISHER, SLEEVE BEARING: STEERING KNUCKLE 7950134 (19207)	A	EA	1	*	*	*	*	*	*	6	310	33
P-F	5120-795-0136	REPLACER, OIL SEAL: REAR AXLE 7950136 (19207)	A	EA	1	*	*	*	*	*	*	6	310	34
P-F	5120-795-0137	REMOVER AND REPLACER: STEERING GEAR HOUSING BUSHING 7950137 (19207)	A	EA	1	*	*	*	*	*	*	6	310	35
P-F	5120-795-0139	BURNISHER, SLEEVE BEARING: STEERING GEAR HOUSING BUSHING 7950139 (19207)	A	EA	1	*	*	*	*	*	*	6	310	36
P-F	5120-795-0147	REPLACER, YOKE: TRANSMISSION OR TRANSFER CASE COMPANION FLANGES 7950147 (19207)	A	EA	1	*	*	*	*	*	*	6	310	37
P-F	5120-795-0152	REPLACER, OIL SEAL: TRANSFER CASE, FRONT DRIVE GEAR 7950152 (19207)	A	EA	1	*	*	*	*	*	*	6	310	38
P-F	5120-795-0155	REPLACER, FLANGE: DIFFERENTIAL CASE COMPANION 7950155 (19207)	A	EA	1	*	*	*	*	*	*	6	310	39

(1) SMR Code	(2) Federal Stock Number	(3) DESCRIPTION	(4) UNIT of meas	(5) Qty in Unit	(6) 30-day DS maint inc. allowance	(7) 30-day GS maint allowance	(8) 1-yr alw per equip cnt-	(9) Depot alw per equip	(10) Illustration (a) Figure No. (b) Item No.					
Reference Number & Mfr. Code			Usable	On Code	(a)	(b)	(c)	(a)	(b)	(c)	gcy			
2604-SPECIAL TOOLS-CONTINUED														
P-F	5120-795-0159	REMOVER AND REPLACER: DIFFERENTIAL FORWARD BEARING CAGE BEARING CUP 7950159 (19207)	A	EA	1	*	*	*	*	*	*	6	310	40
P-F	5120-836-6689	BOLT,MECHANICAL PULLER: DIFFERENTIAL HELICAL PINION CAGE 8366689 (19207)	A	EA	1	*	*	*	*	*	*	6	310	41
P-F	6670-675-4986	SCALE DIAL INDICATING: DIFFERENTIAL PINION BEARING PRE-LOAD 7950157 (19207)	A	EA	1	*	*	*	*	*	*	6	310	42
P-F	6685-387-9654	GAGE,PRESSURE,DIAL,INDICATING: AIR BRAKE, CHECKING AIR PRESSURE 7541305 (19207)	A	EA	1	*	*	*	*	*	*	6	310	43
NON-ILLUSTRATED														
P-F	3443-795-0663	PLATE,SUPPLY: (PISTON PIN BUSHING) 7950663 (19207)	A	EA	1	*	*	*	*	*	*	6		
P-F	3443-795-0860	BROACH AND BURNISHER: TAPERED (PISTON PIN BUSHING) 7950860 (19207)	A	EA	1	*	*	*	*	*	*	6		
P-F	4910-795-0131	ARBOR,ALIGNING: ALIGNING CLUTCH PLATE 7950131 (19207)	A	EA	1	*	*	*	*	*	*	6		
P-F	4910-795-0564	SLING,ENGINE: GASOLINE 7950564 (19207)	AA	EA	1	*	*	*	*	*	*	6		
P-F	4910-795-0630	BRACKET KIT: (ENGINE STAND CRADLE W/ BRACKETS,PLATE,BEAM,SCREW,NUTS,WASHERS AND SPACERS) 7950630 (19207)	A	EA	1	*	*	*	*	*	*	6		
P-F	5110-795-0165	REFACER,WATER PUMP BUSHING: W PILOT CUTTERS, AND SPACERS (WATER PUMP HOUSING BUSHING 7950165 (19207)	A	EA	1	*	*	*	*	*	*	6		
P-F	5120-048-7370	REMOVER AND REPLACER: TORQUE ROD BALL ASSEMBLY 8708220 (19207)	A	EA	1	*	*	*	*	*	*	6		
P-F	5120-092-9074	PULLER: (TRANSMISSION REVERSE IDLER SHAFT) 8708669 (19207)	A	EA	1	*	*	*	*	*	*	6		
P-F	5120-316-9215	WRENCH,SOCKET: 7950566 (19207)	A	EA	1	*	*	*	*	*	*	6		
P-F	5120-341-4974	FIXTURE, TRANSFER CASE: REMOVING AND REPLACING TRANSFER CASE, (USE WITH LIFT, FSN 4910-422-85 65) 8708898 (19207)	A	EA	1	*	*	*	*	*	*	6		

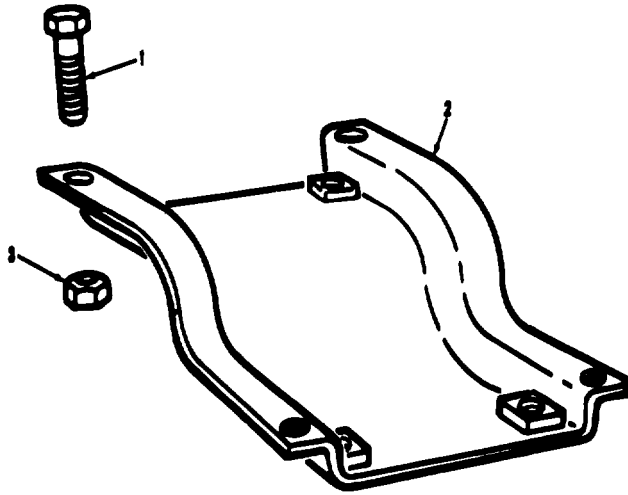


(1) SMR Code	(2) Federal Stock Number	(3) DESCRIPTION	(4) UNIT of meas	(5) Qty	(6) 30-day DS maint inc. allowance	(7) 30-day GS maint allowance	(8) 1-yr alw	(9) Depot maint	(10) Illustration					
		Reference Number & Mfr. Code	Usable On Code		(a) 35084	(b) 21-50	(c) 51-100	(a) 35084	(b) 21-50	(c) 51-100	per equip cnt- 100 gcy	per 100 equip No.	(a) Figure No.	(b) Item No.
		2604-SPECIAL TOOLS-CONTINUED												
		NON-ILLUSTRATED-CONTINUED												
P-F	5120-555-9126	WRENCH, SPANNER: 8742054 (19207)	A	EA	1	*	*	*	*	*	*	6		
P-F	5120-707-6220	REPLACER, GEAR: (CRANKSHAFT TIMING GEAR) 7076220 (19207)	A	EA	1	*	*	*	*	*	*	6		
P-F	5120-795-0081	REMOVER, OIL SEAL AND BEARING: (TACHOMETER DRIVE HOUSING OIL SEAL AND BEARING) 7950081 (19207)	A	EA	1	*	*	*	*	*	*	6		
P-F	5120-795-0091	REMOVER AND REPLACER, BEARING CUP: (TRANSFER CASE FRONT INTERMEDIATE SHAFT BEARING CUP) 7950091 (19207)	A	EA	1	*	*	*	*	*	*	6		
P-F	5120-795-0105	REMOVER AND REPLACER, VALVE GUIDE: WITH STOP PLATE 7950105 (19207)	A	EA	1	*	*	*	*	*	*	6		
P-F	5120-795-0132	REPLACER, VALVE SEAT INSERT: (USED WITH ARBOR PRESS) 7950132 (19207)	A	EA	1	*	*	*	*	*	*	6		
P-F	5120-795-0142	REMOVER AND REPLACER, PISTON PIN: 7950142 (19207)	A	EA	1	*	*	*	*	*	*	6		
P-F	5120-795-0163	REMOVER AND REPLACER, CAMSHAFTBUSHING, DRAW BAR TYPE: (CAMSHAFT BUSHINGS) 7950163 (19207)	A	EA	1	*	*	*	*	*	*	6		



AT.47142

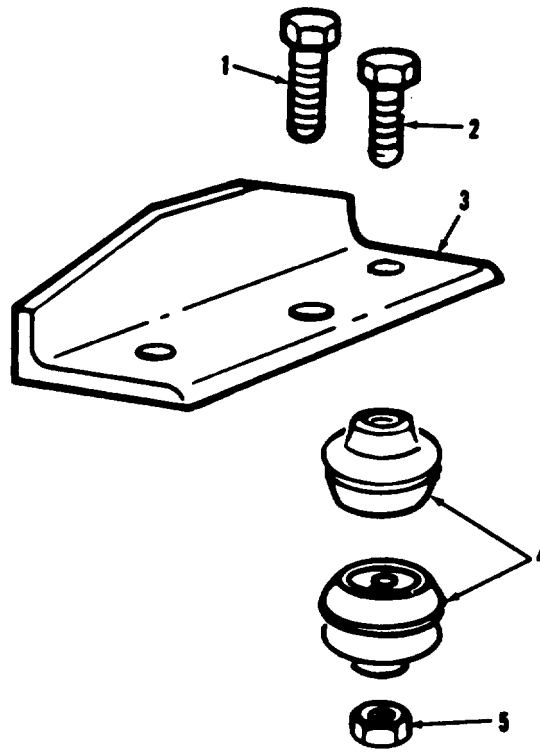
Figure 1. Engine and container assembly.



AT 47148

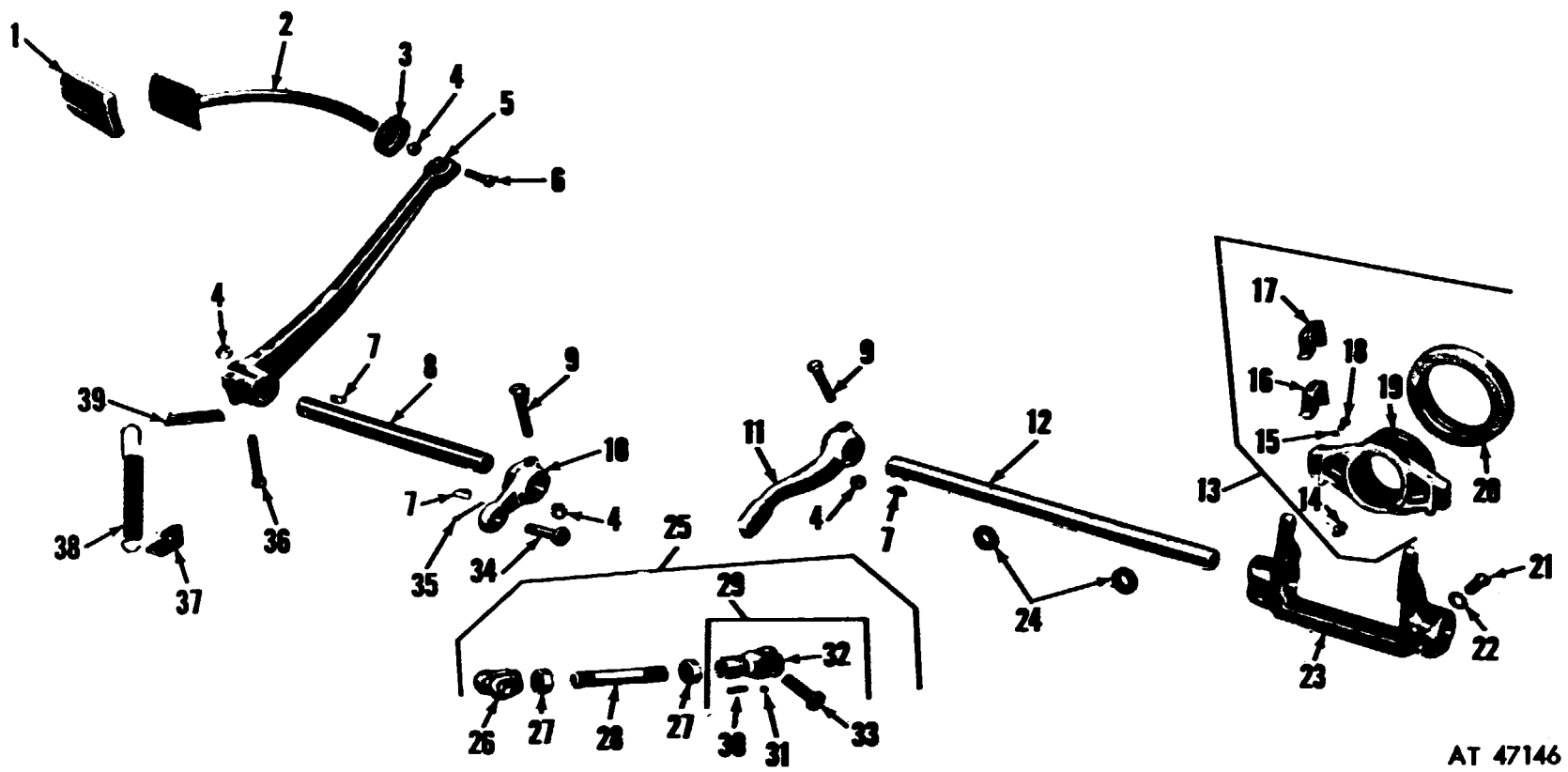
*Figure 2. Engine front mounts.*

*Figure 3. Unassigned.*



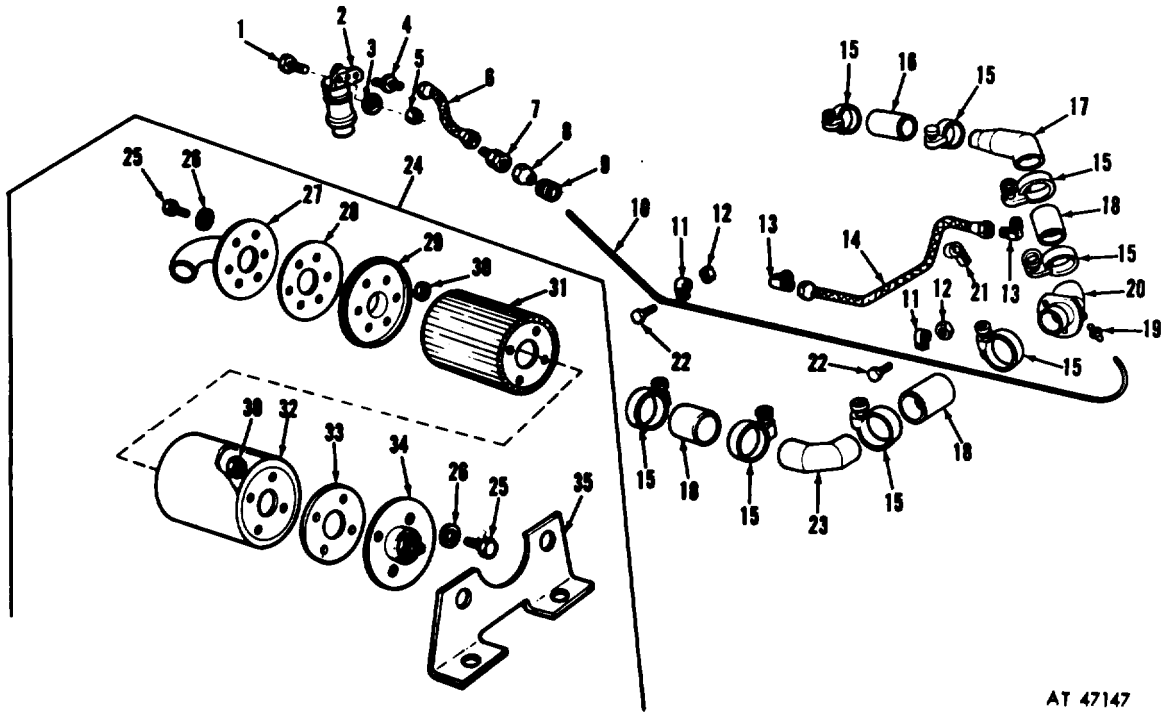
AT 47145

*Figure 4. Engine rear mounts.*



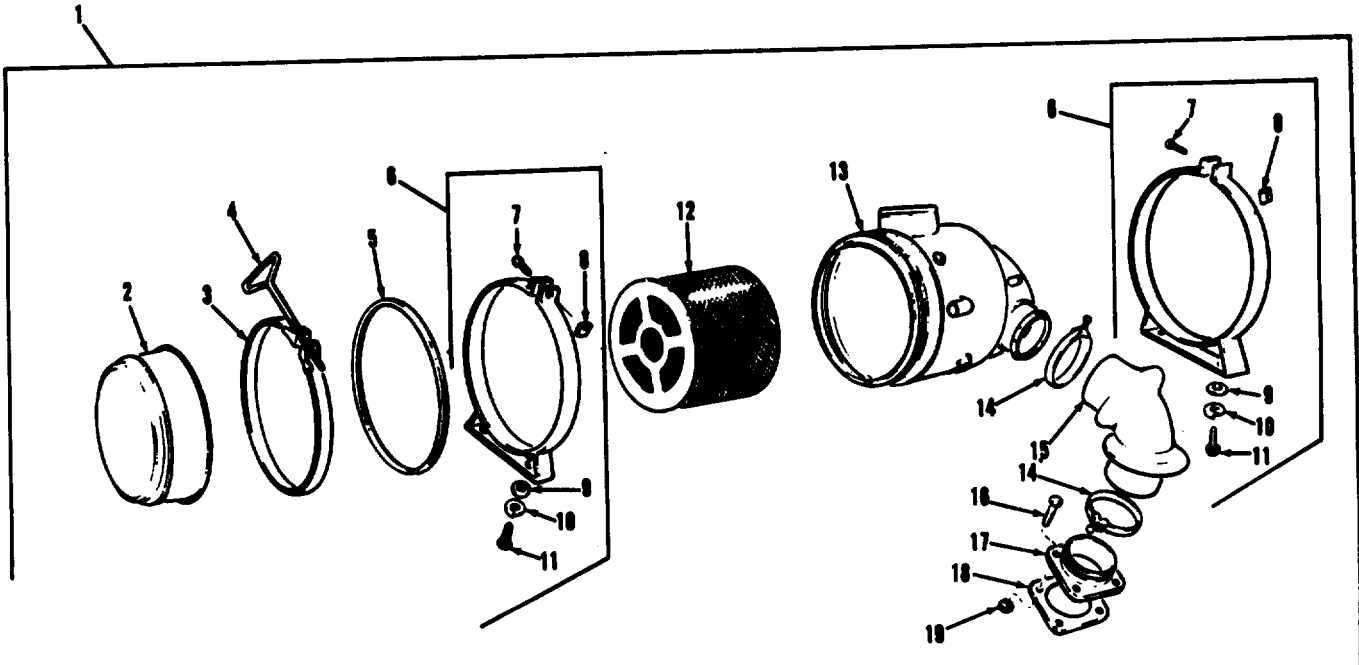
AT 47146

Figure 5. Clutch release mechanism and linkage.



AT 47147

*Figure 6. Air cleaner assembly (diesel and multifuel).*



AT 47148

*Figure 7. Air cleaner assembly—gasoline.*



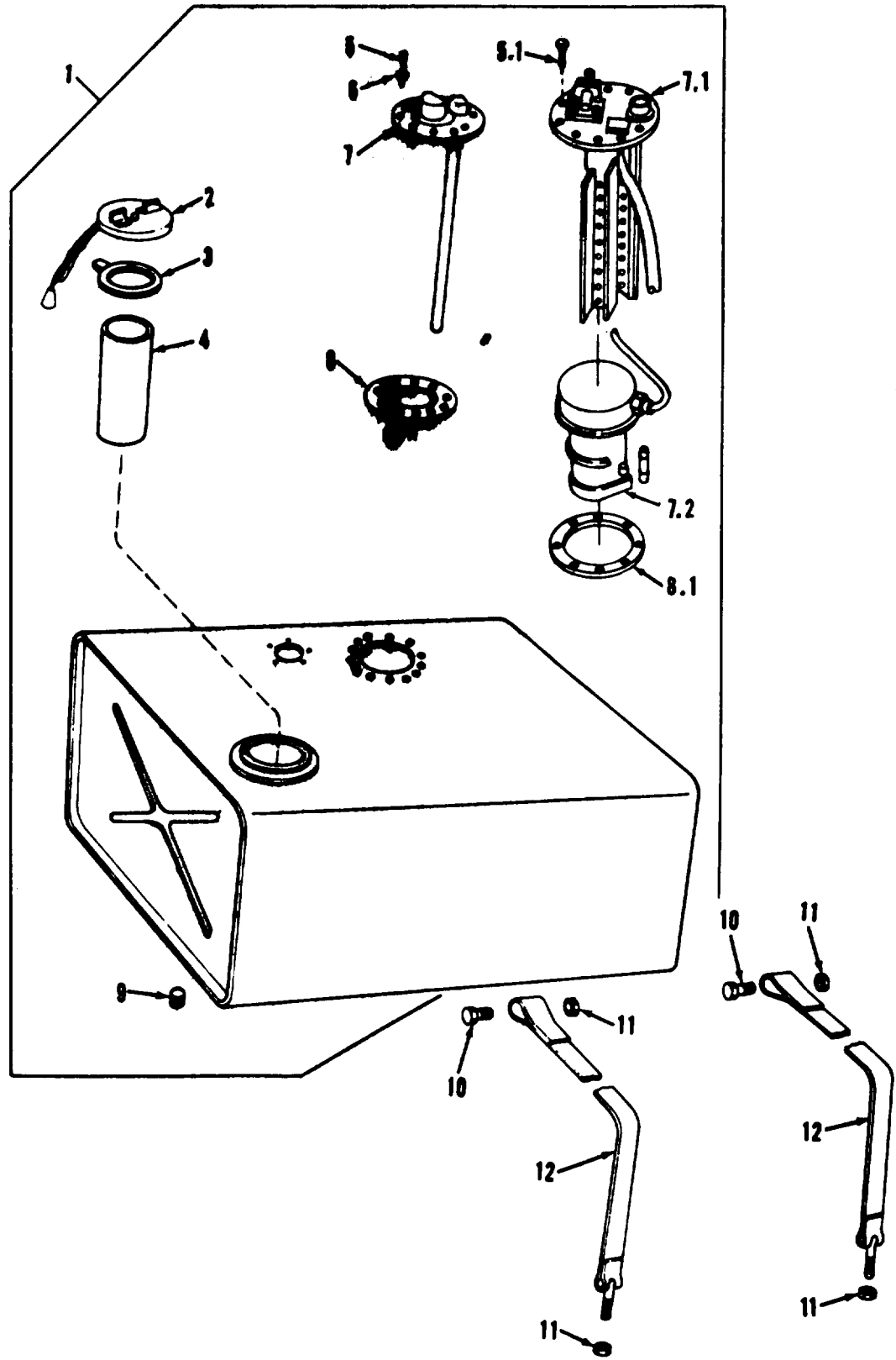
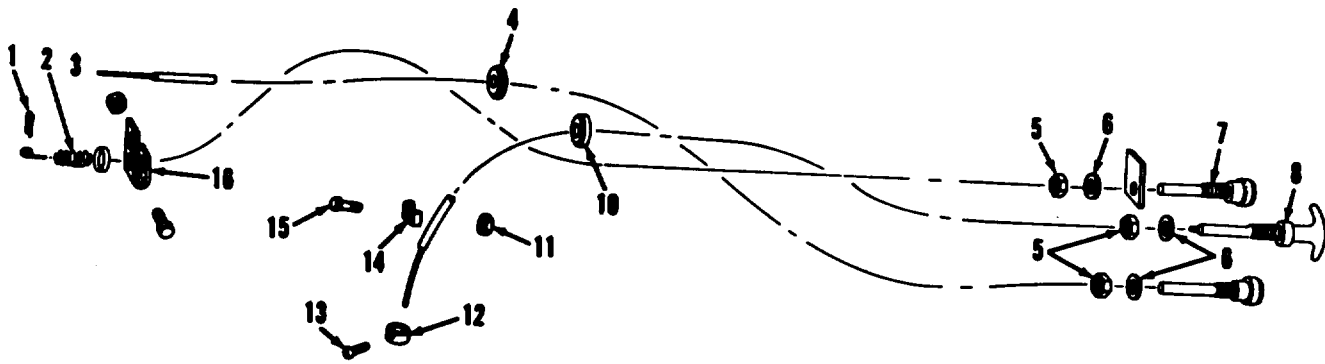
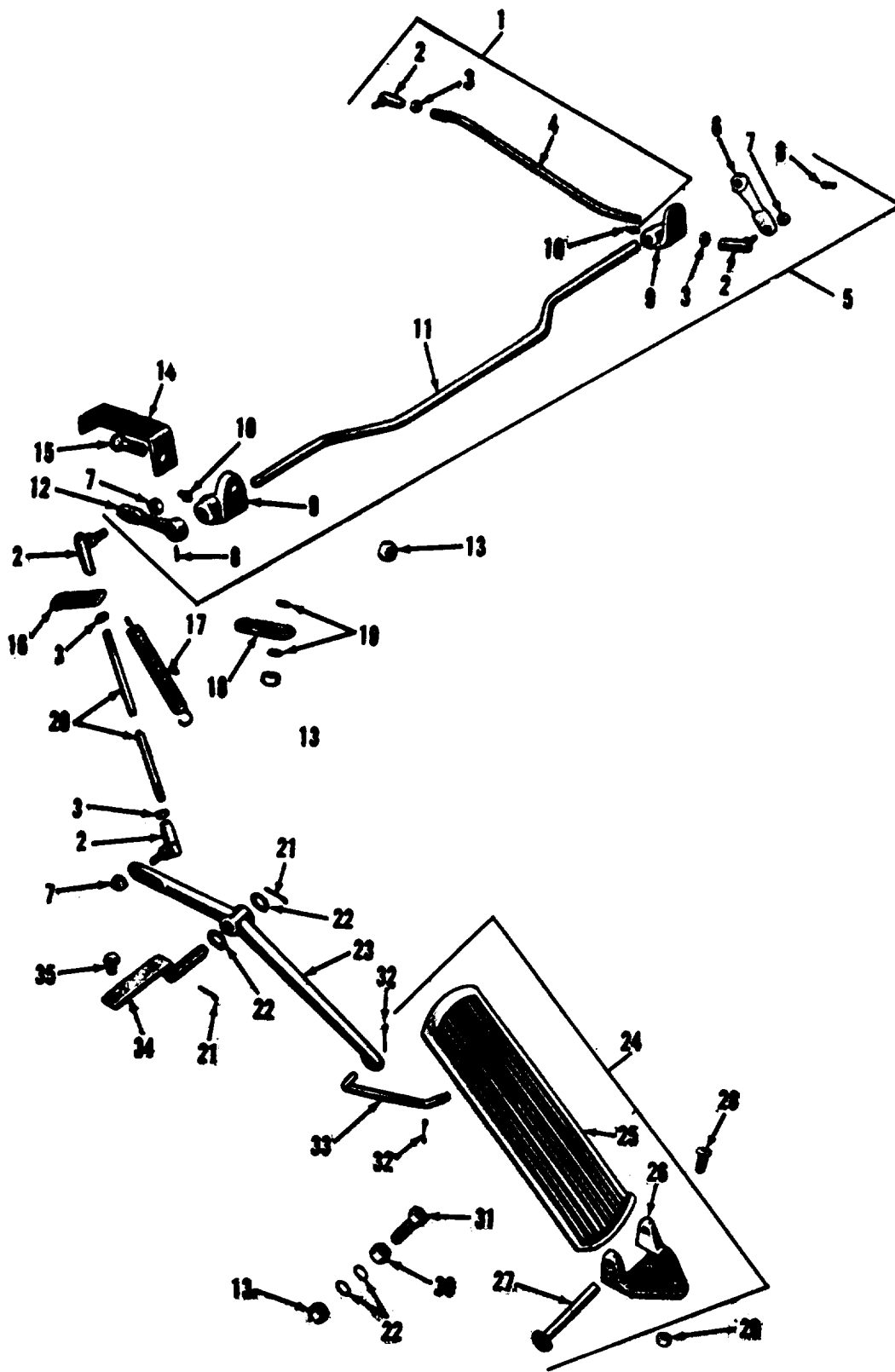


Figure 8. Fuel tank assembly.



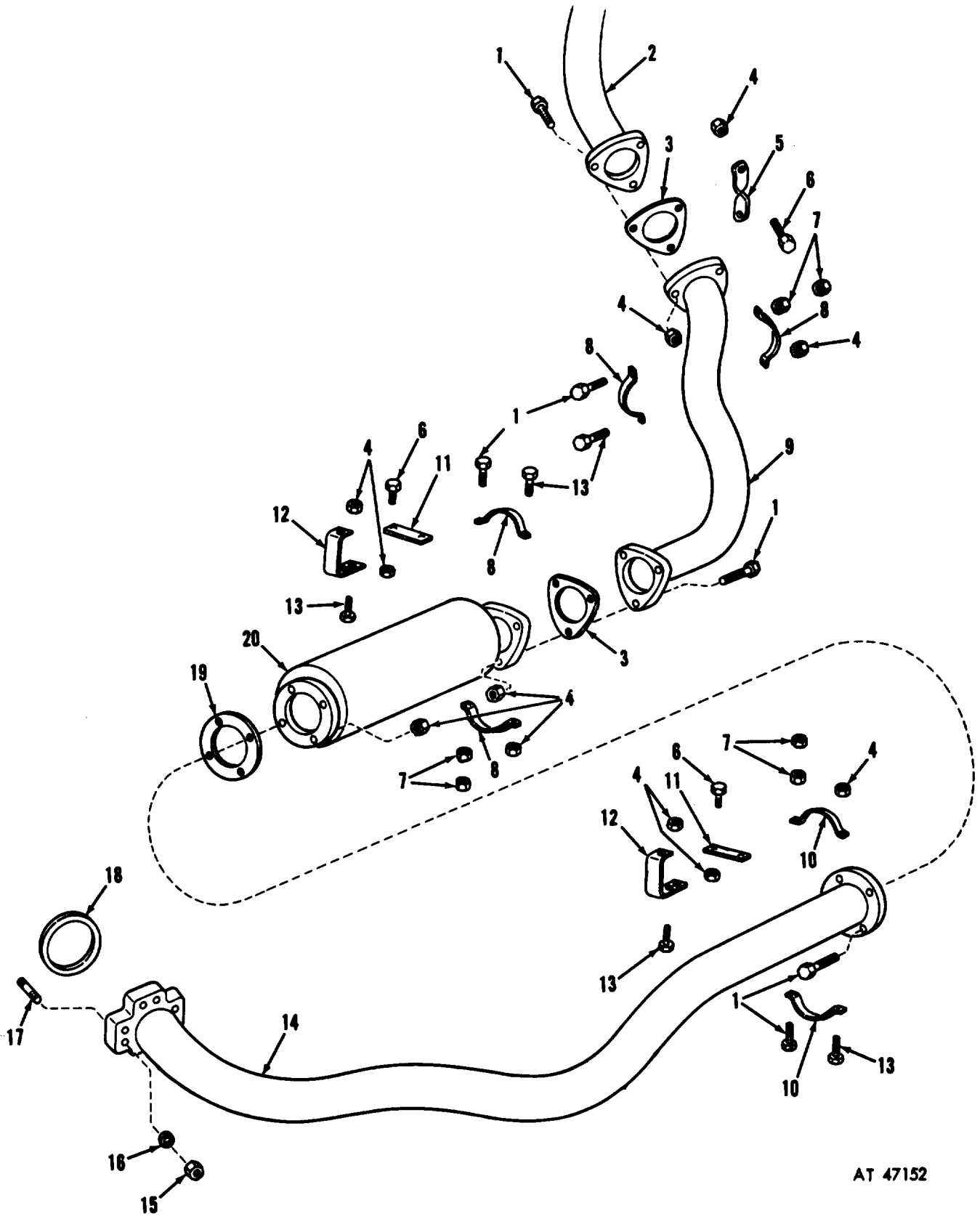
AT 47150

*Figure 9. Anti-dieseling, choke and hand throttle controls.*



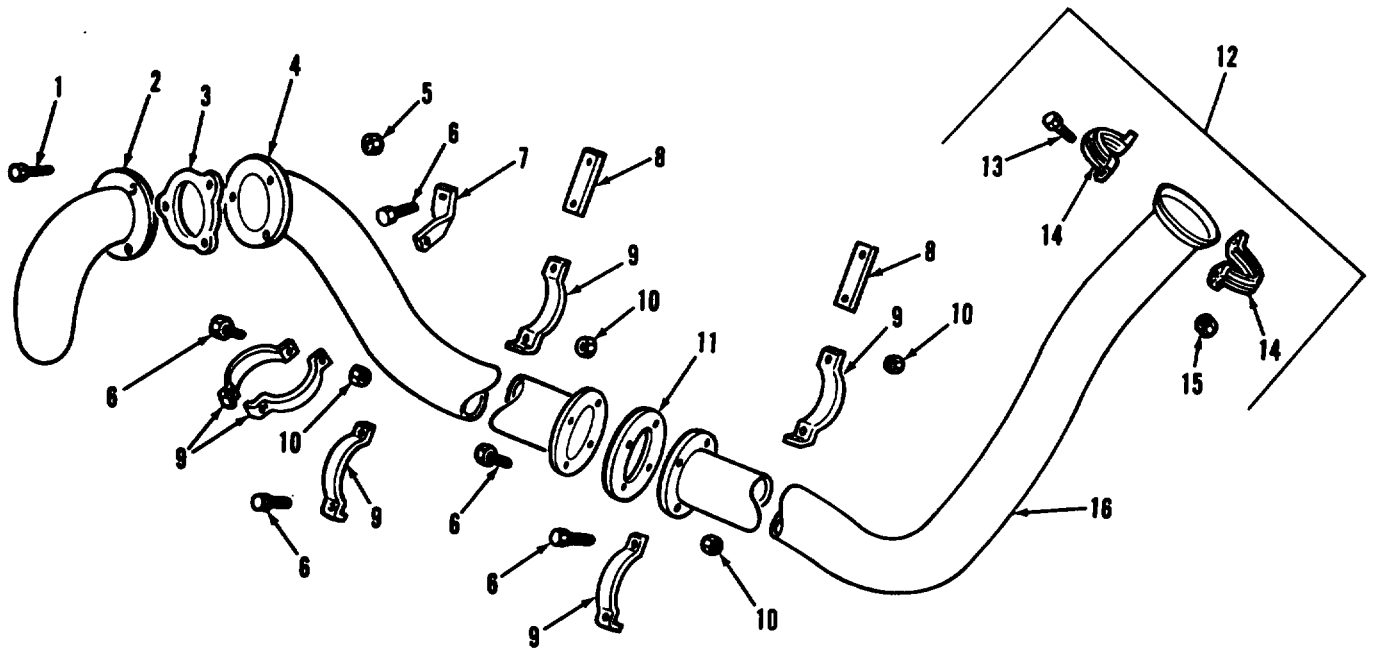
AT 4715L

Figure 10. Throttle linkage.

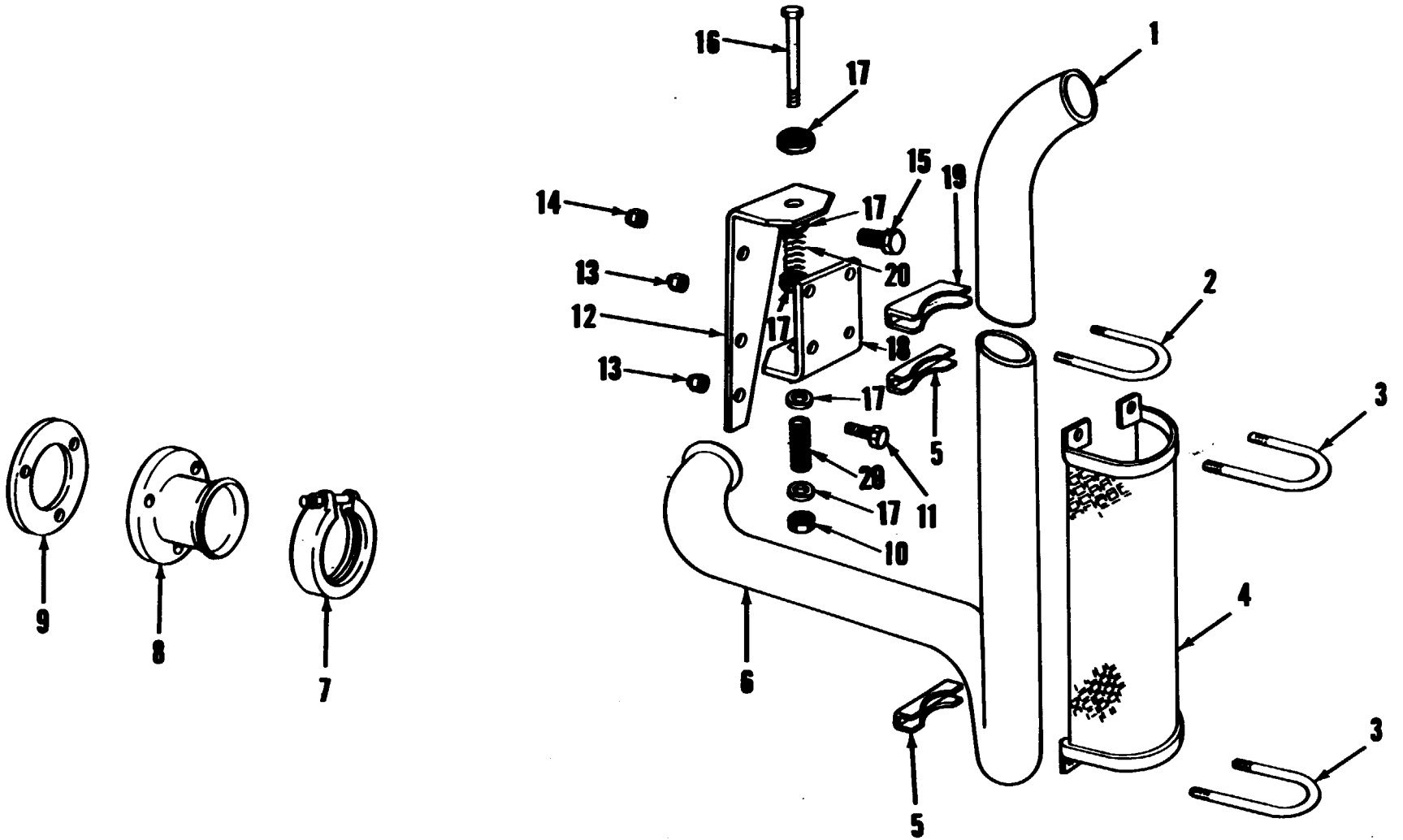


AT 47152

Figure 11. Exhaust pipe, muffler, and attaching parts (gasoline).

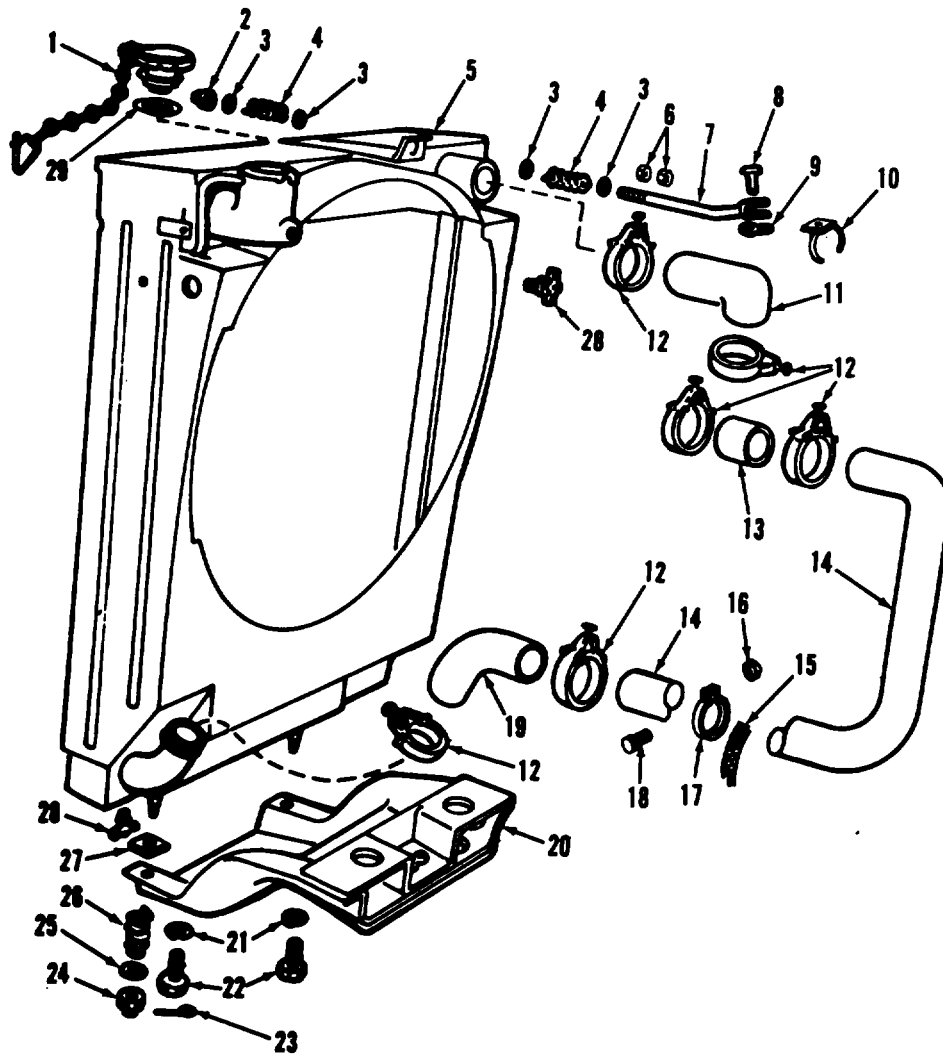


*Figure 12. Exhaust pipes, tailpipes, and attaching parts (diesel).*



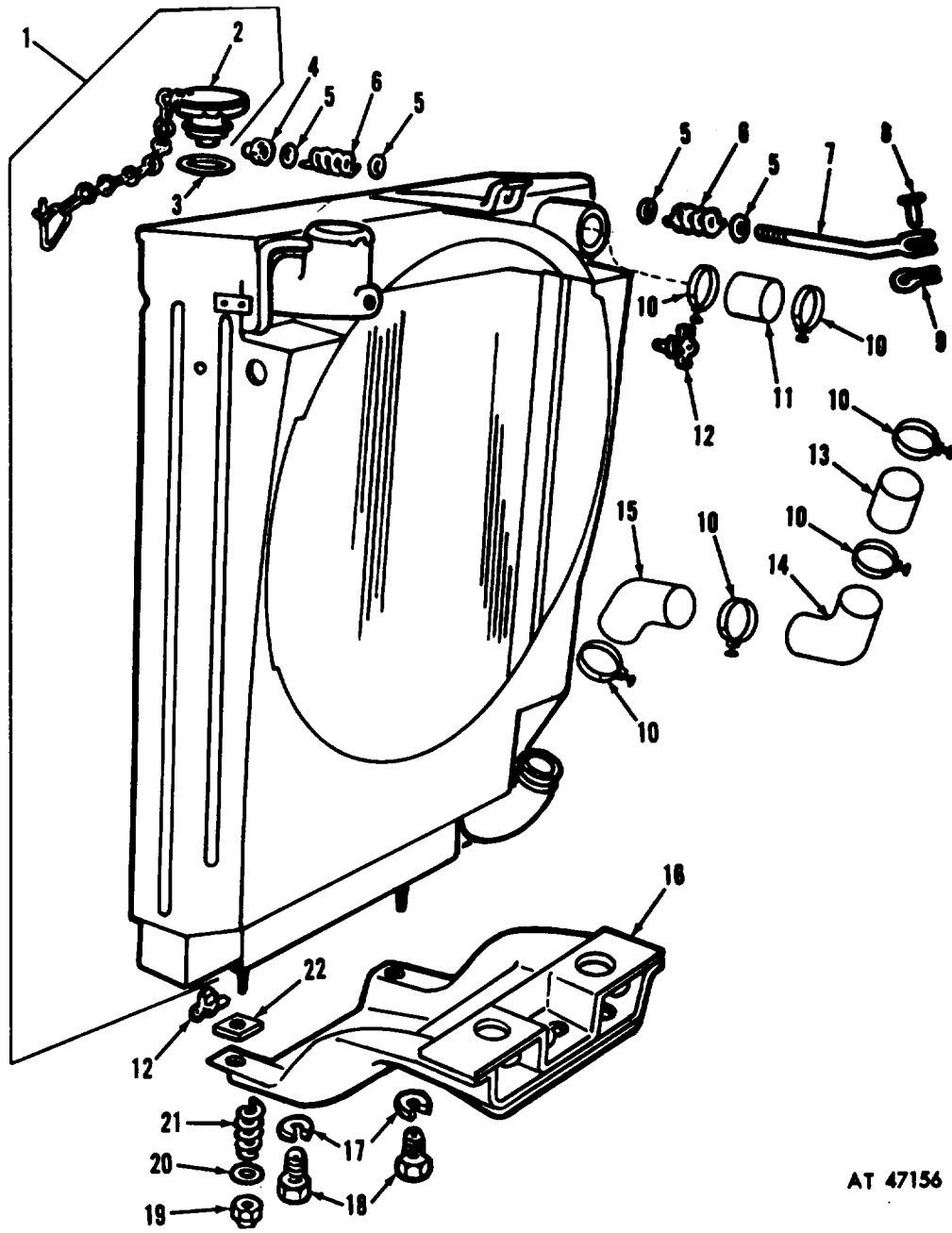
AT 47154

Figure 13. Vertical exhaust stack (multifuel and diesel).



AT 47155

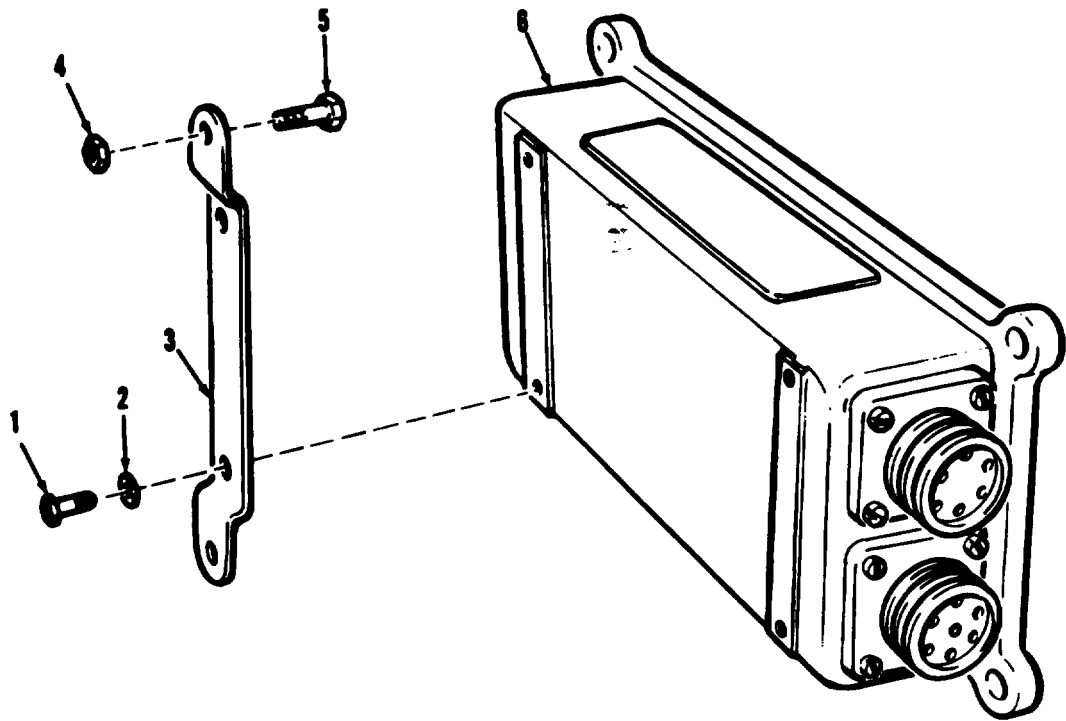
Figure 14. Radiator (diesel).



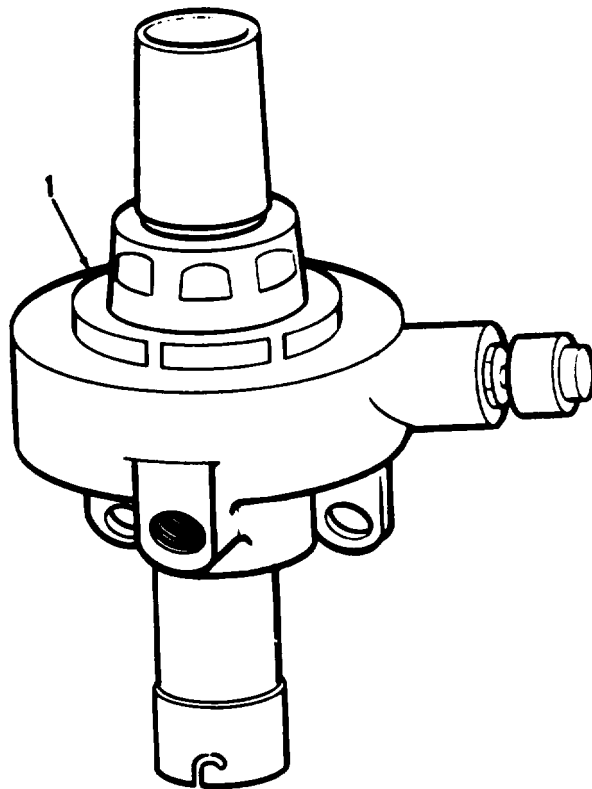
AT 47156

Figure 15. Radiator (gasoline).



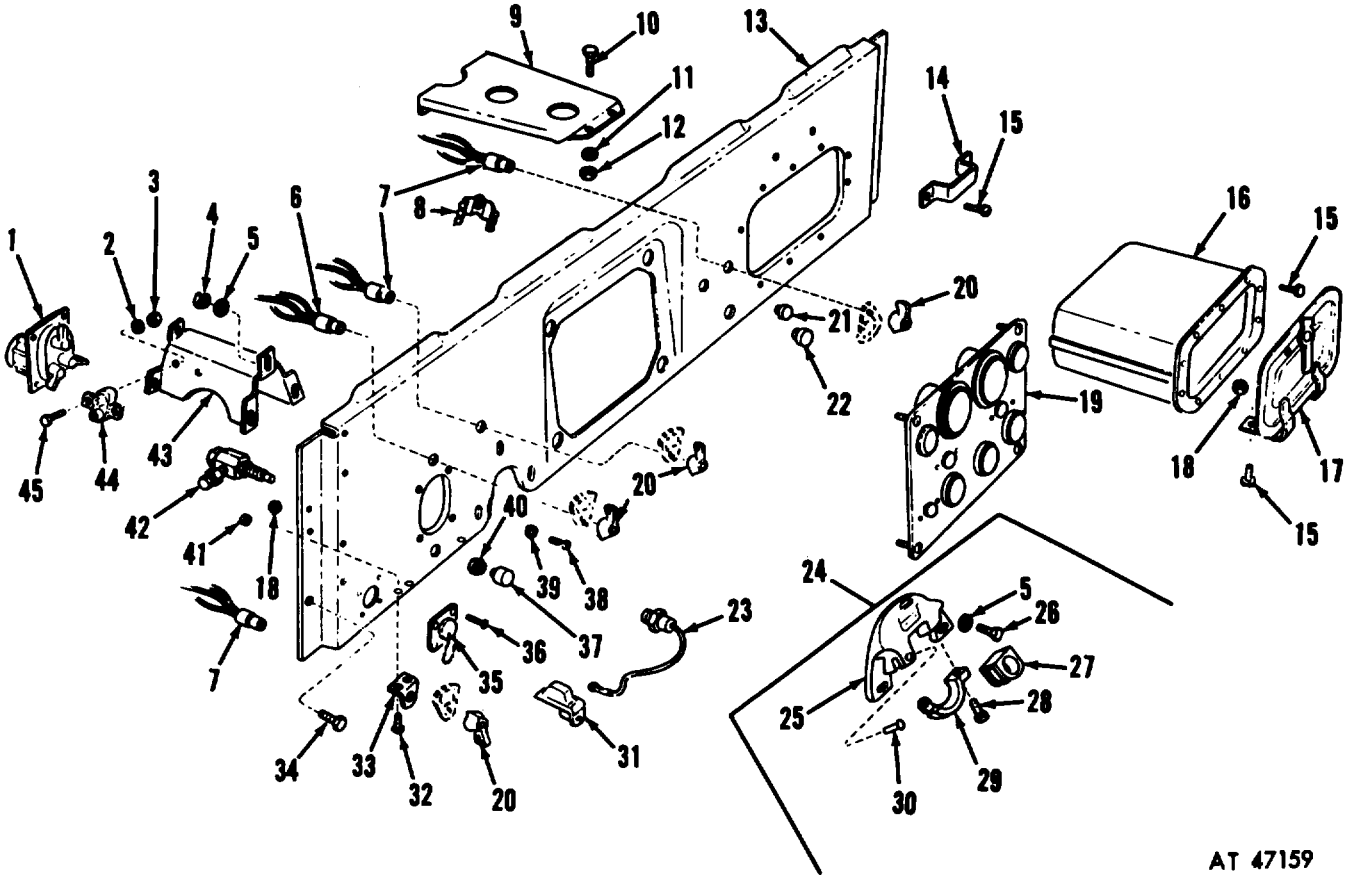


*Figure 16. Generator regulator.*



AT 47158

*Figure 17. Low air pressure switch.*



AT 47159

Figure 18. Instrument panel.

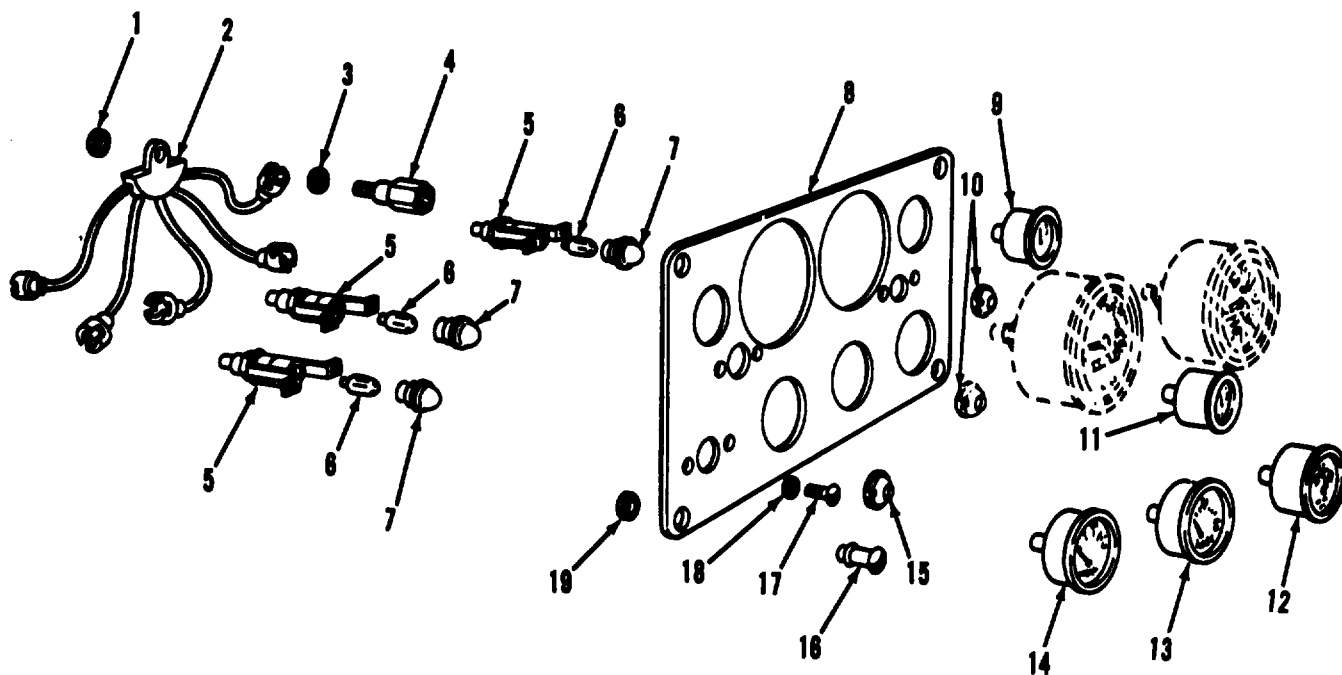


Figure 19. Instrument cluster.

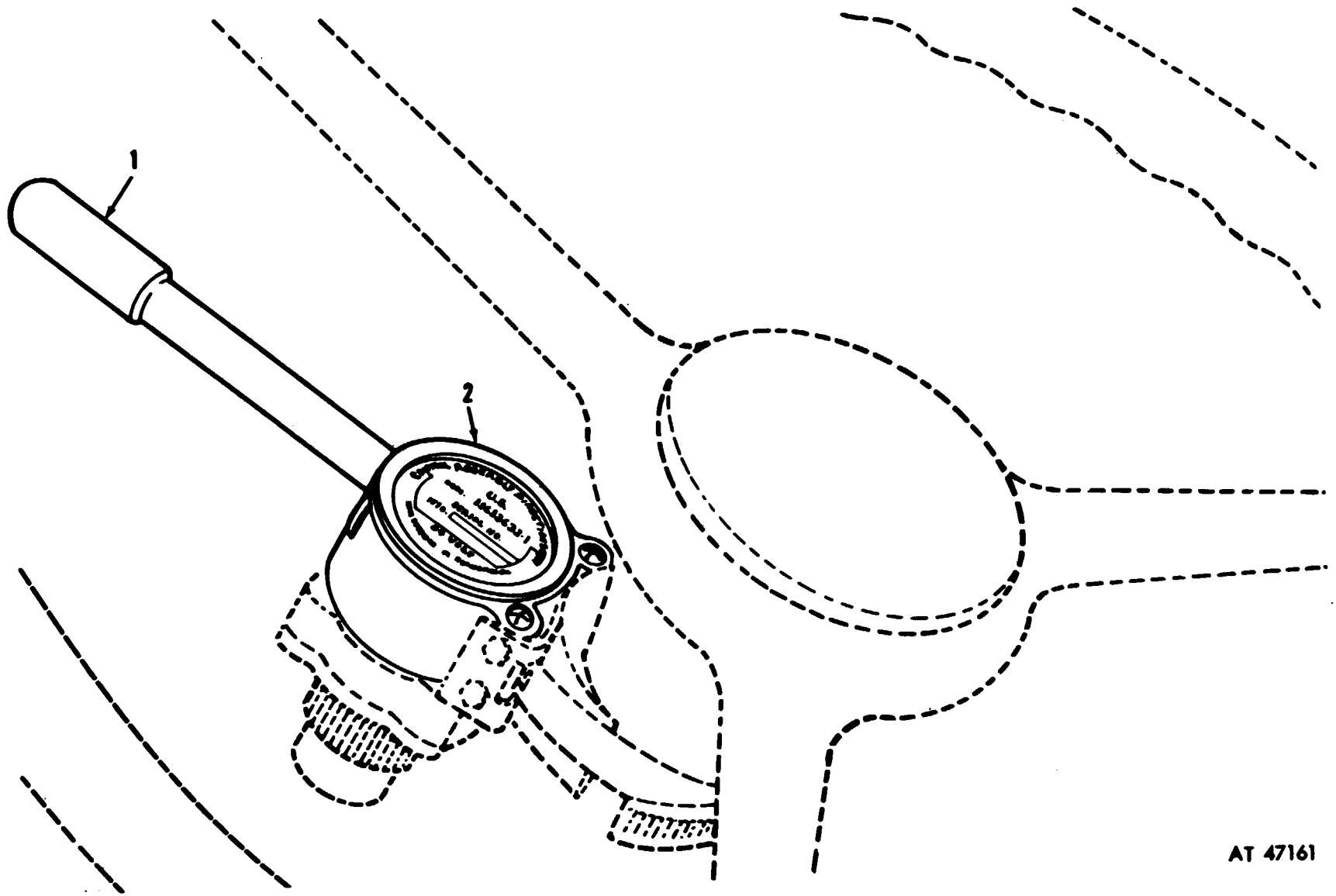
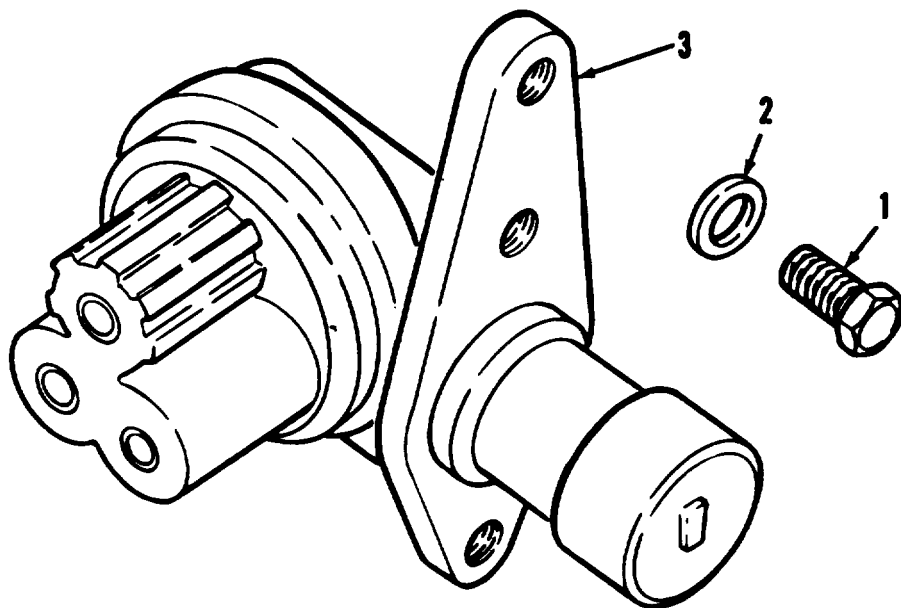


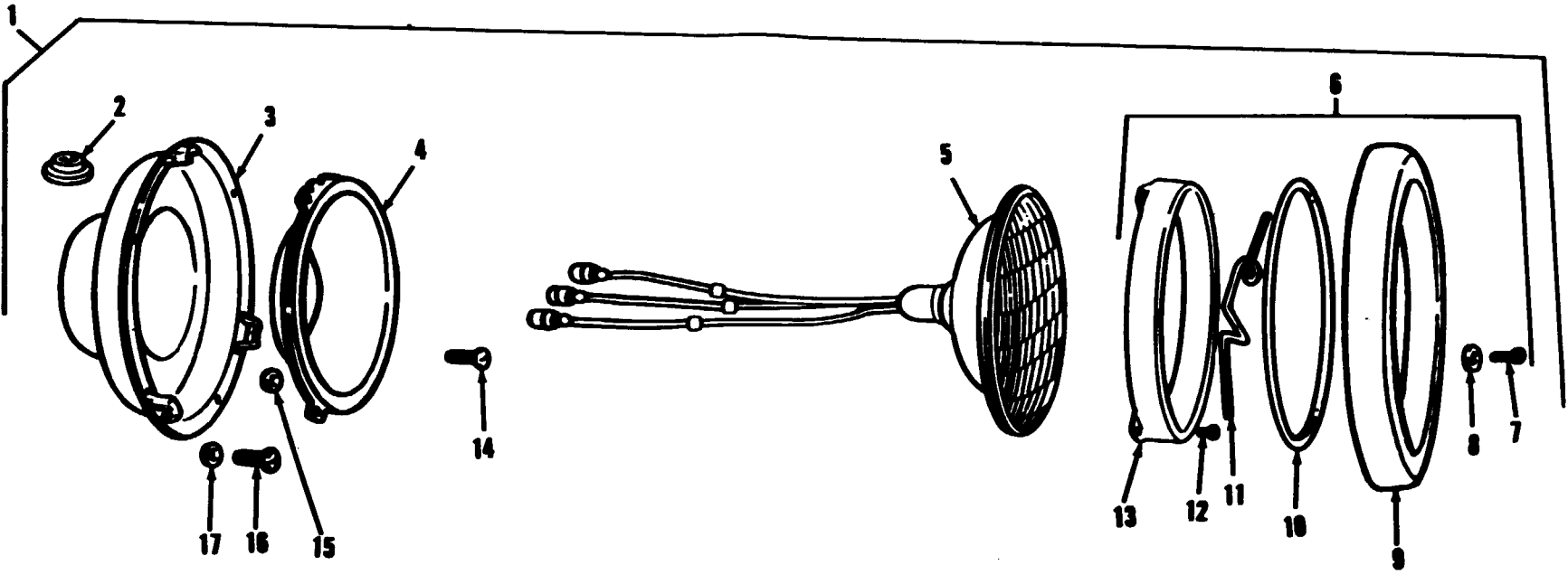
Figure 20. Directional signal control.

AT 47161



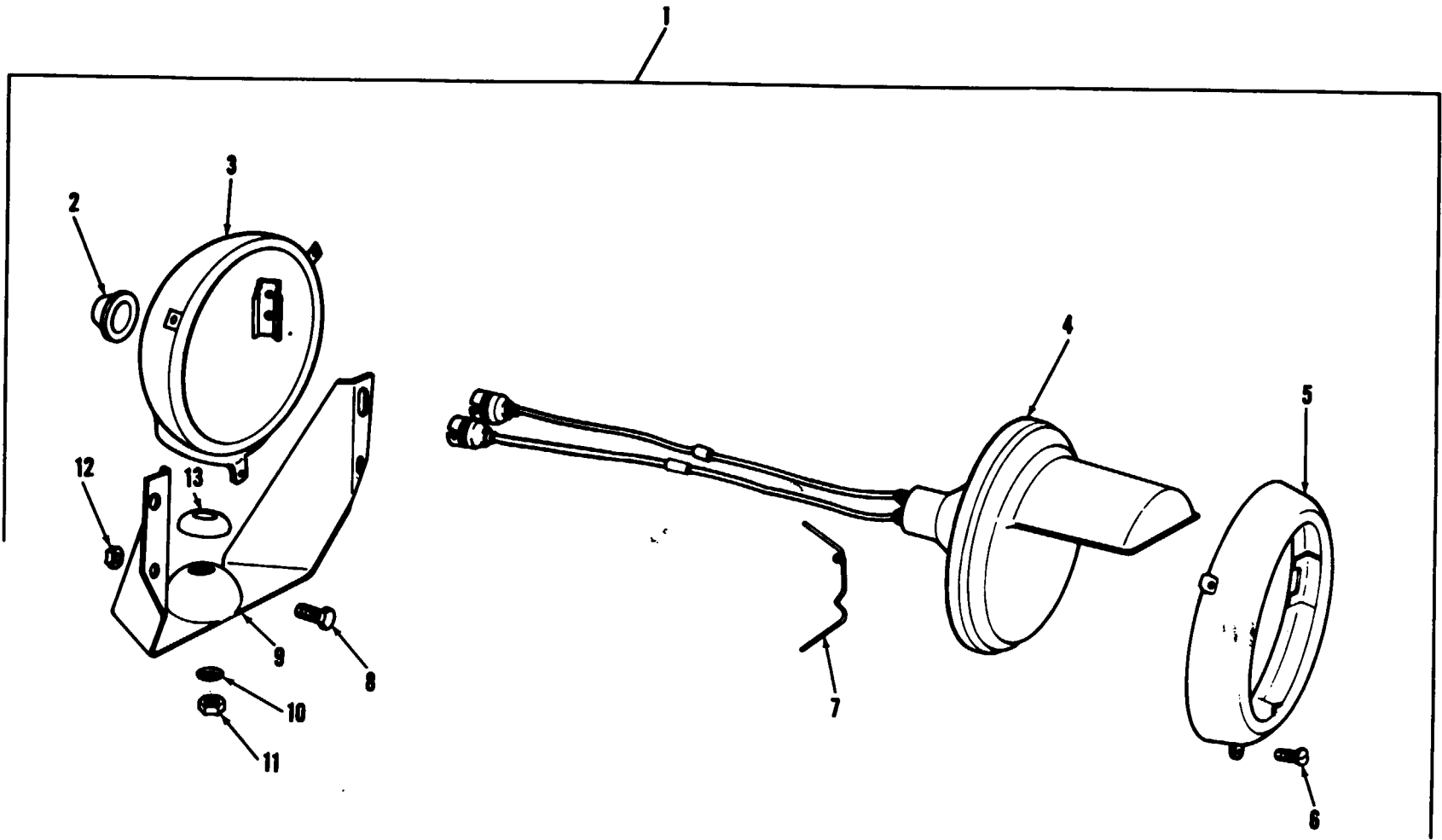
AT 47162

*Figure 21. Headlight beam selector switch.*



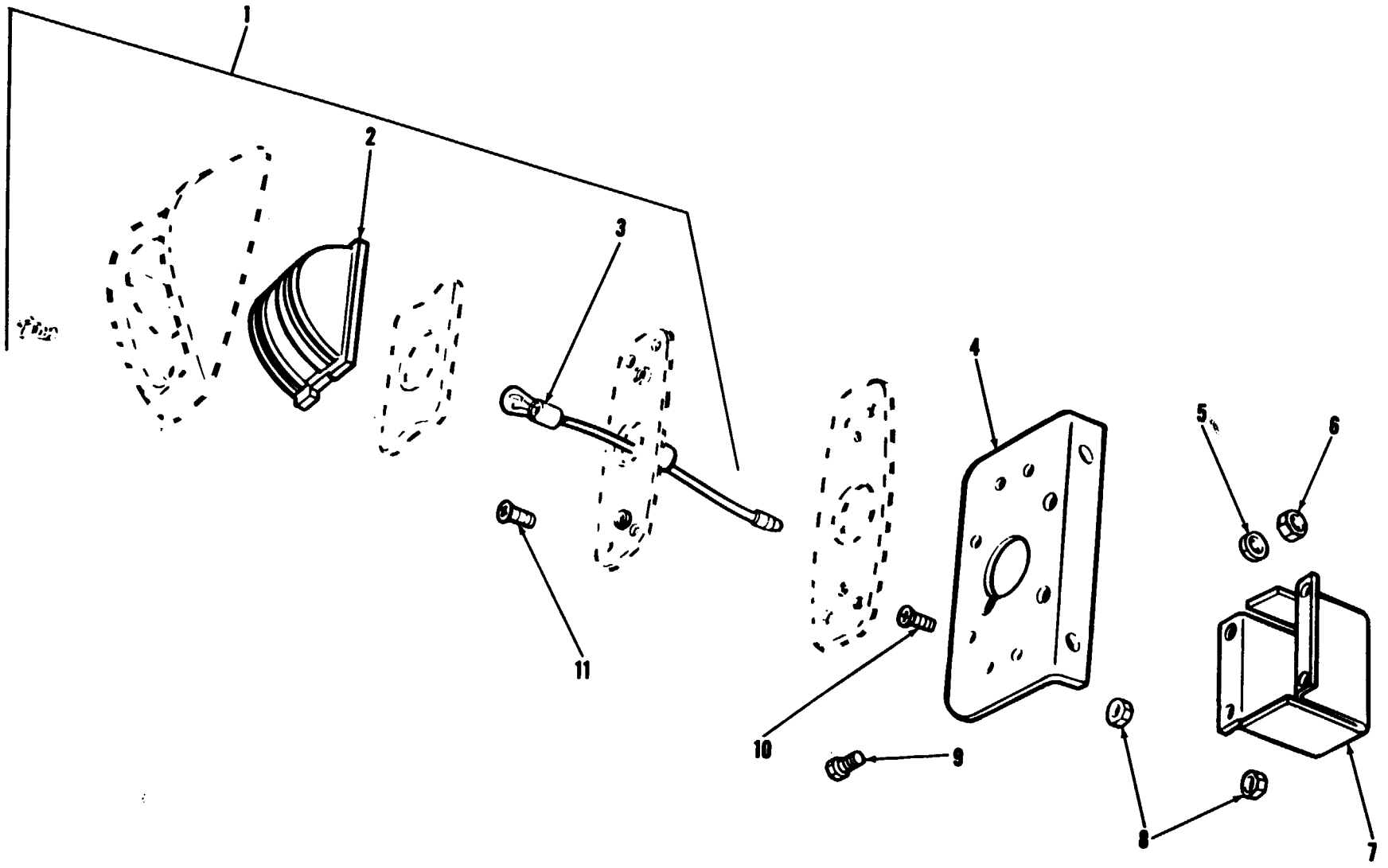
AT 47163

Figure 22. Headlight assembly.



AT 47164

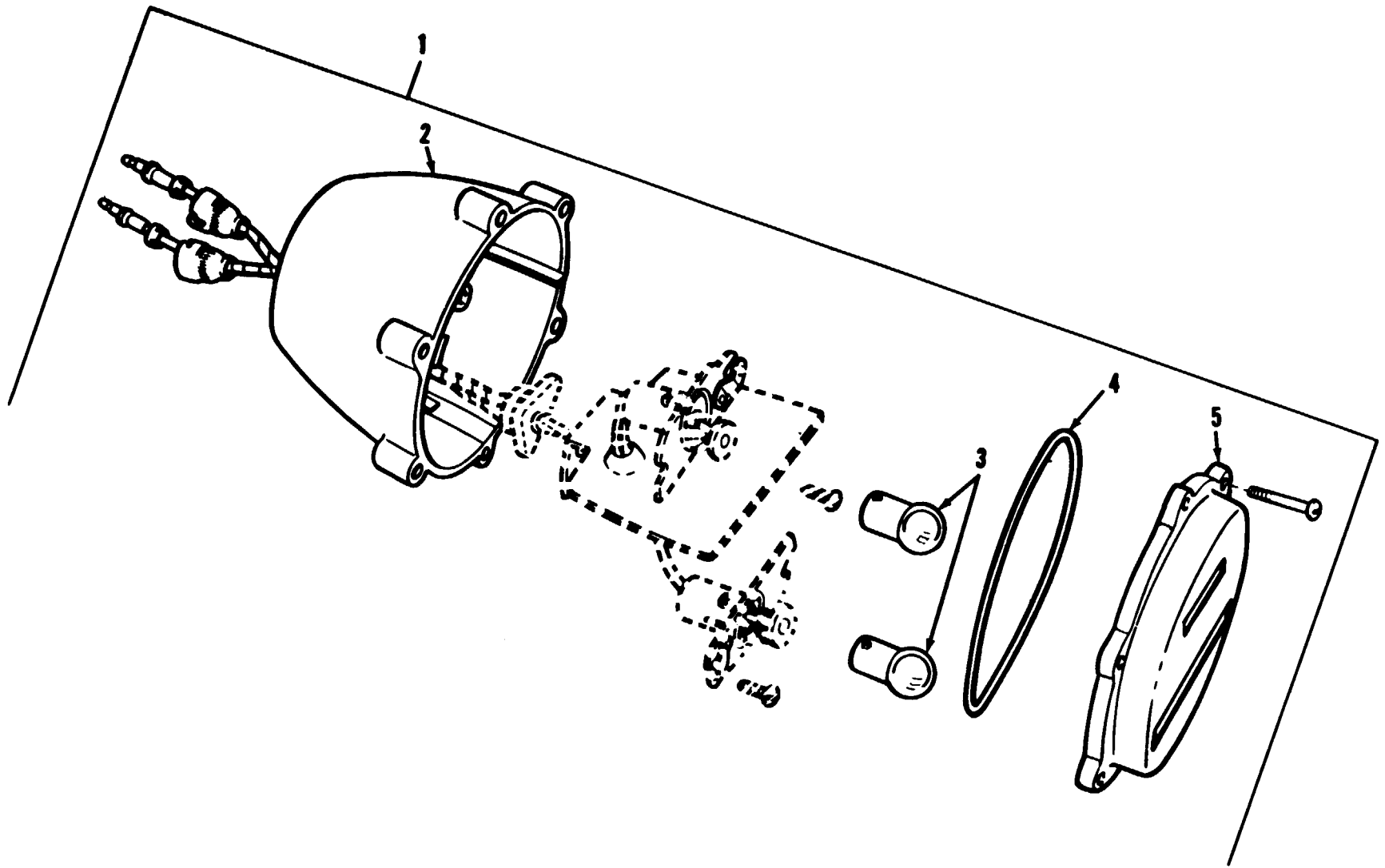
Figure 23. Blackout headlight assembly.



AT 47165

Figure 24. Marker light assembly (special lighting).





AT 47166

Figure 25. Stoplight—taillight assembly (right).

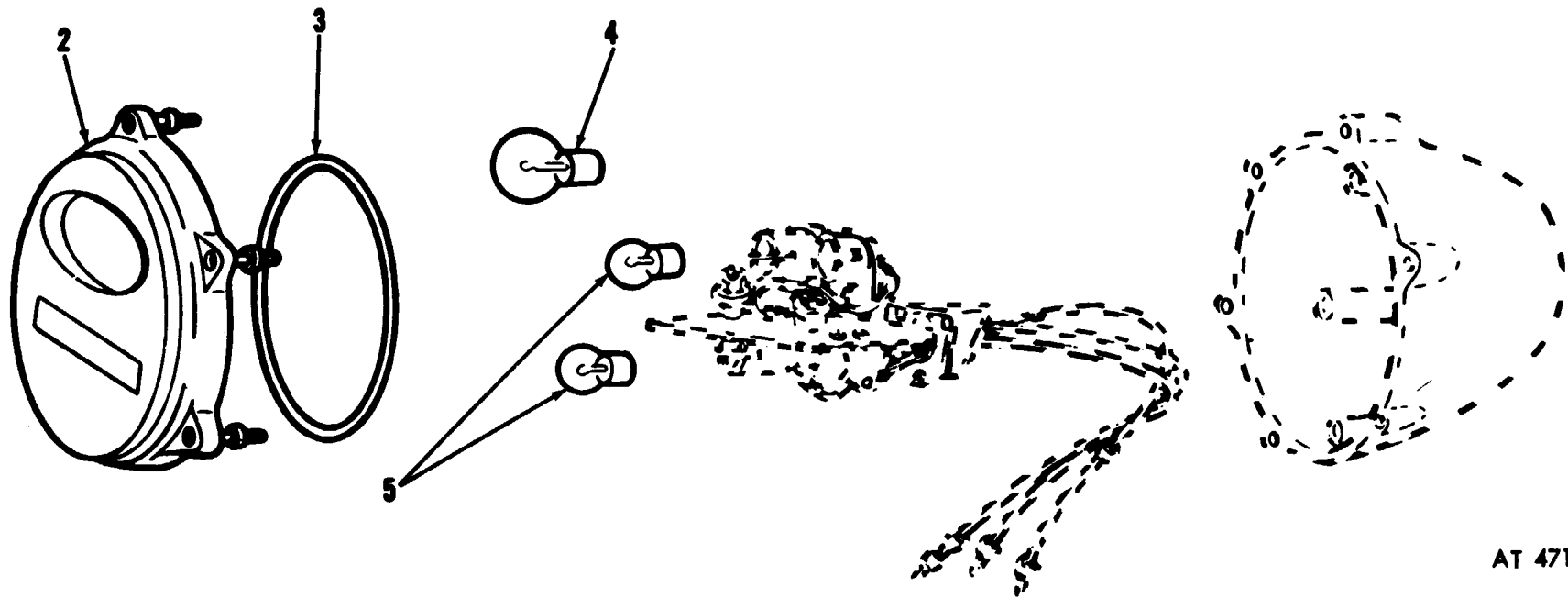
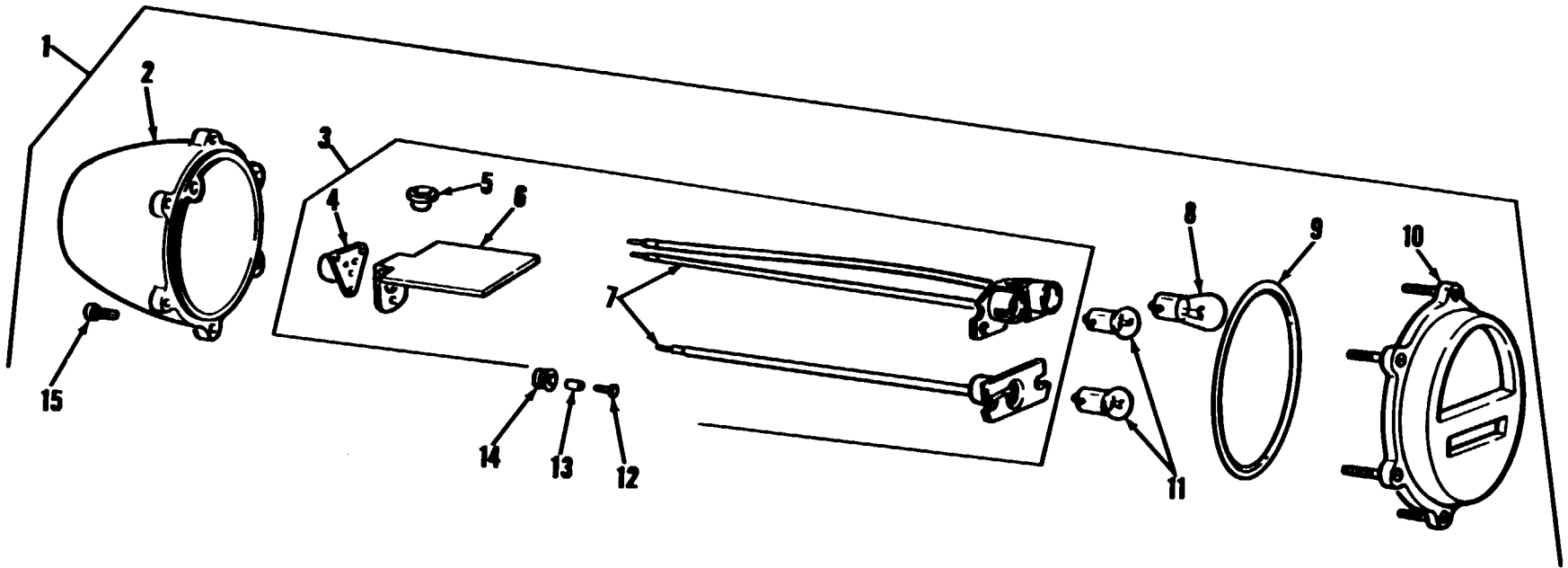


Figure 26. Stoplight—tailight assembly (left).

AT 47167



AT 47168

Figure 27. Turn signal and blackout marker.

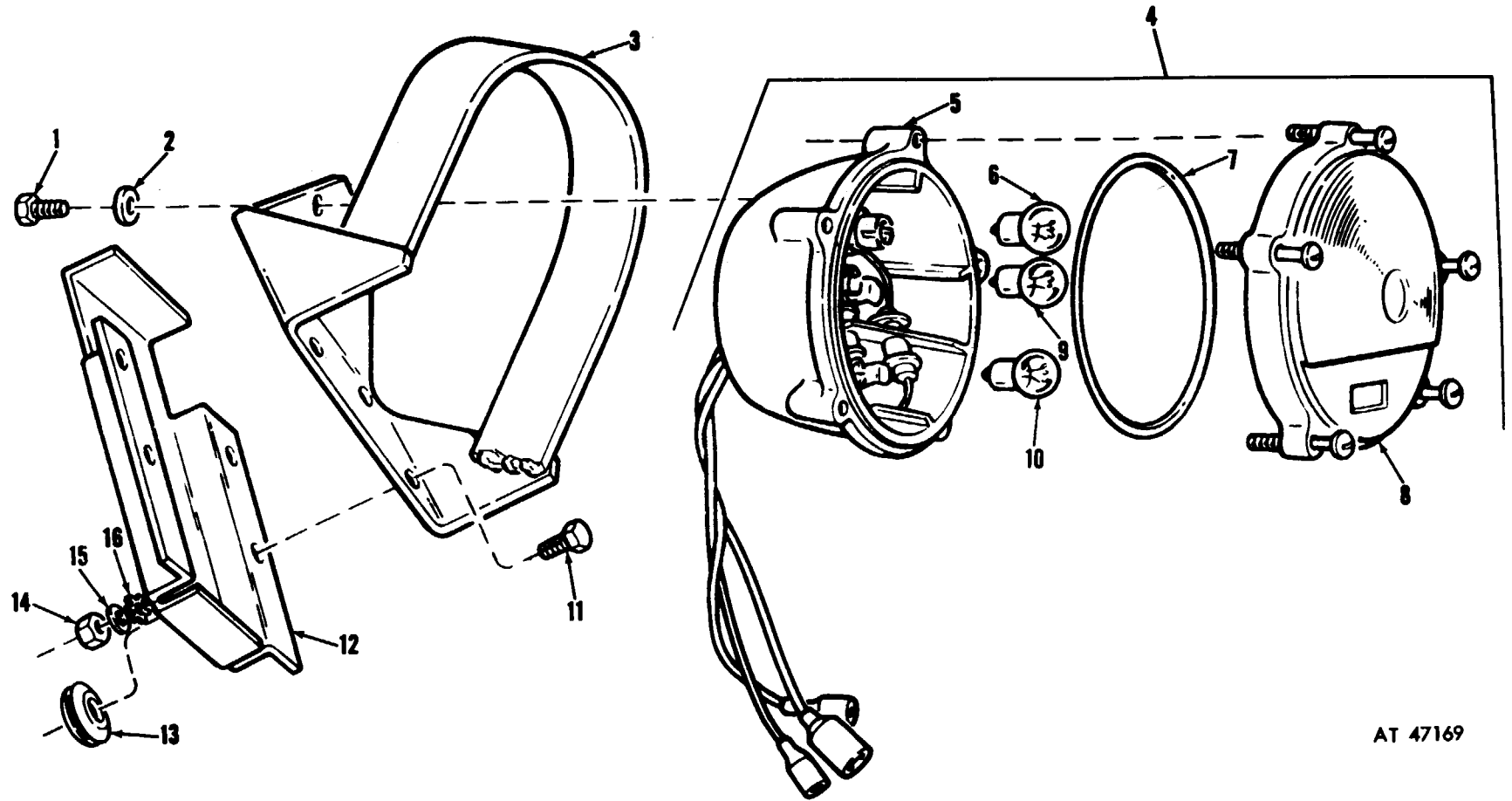


Figure 28. Front composite light (special lighting).

AT 47169

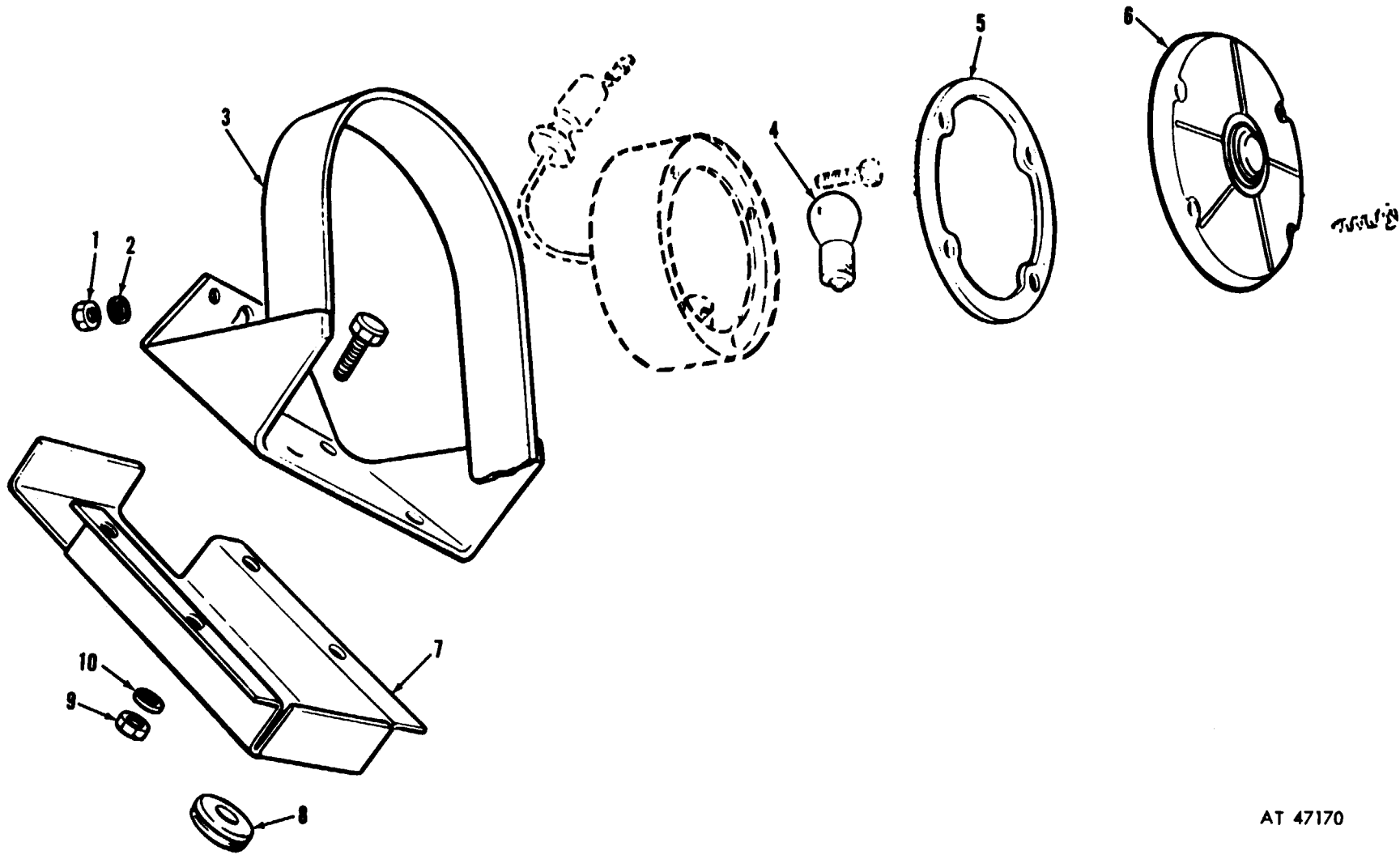


Figure 29. Front turn signal light (special lighting).

AT 47170

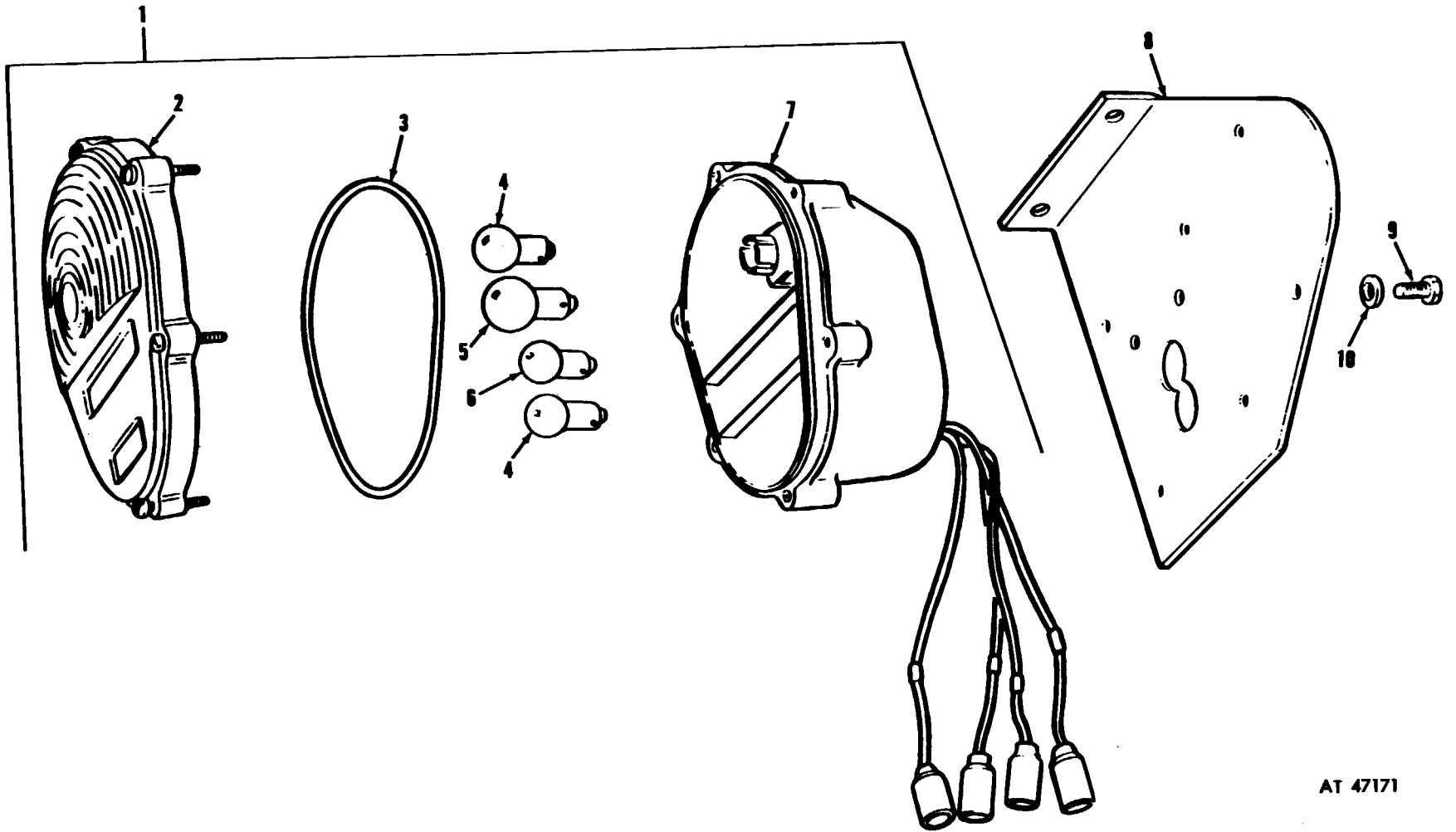


Figure 30. Composite tailight (special lighting).

AT 47171

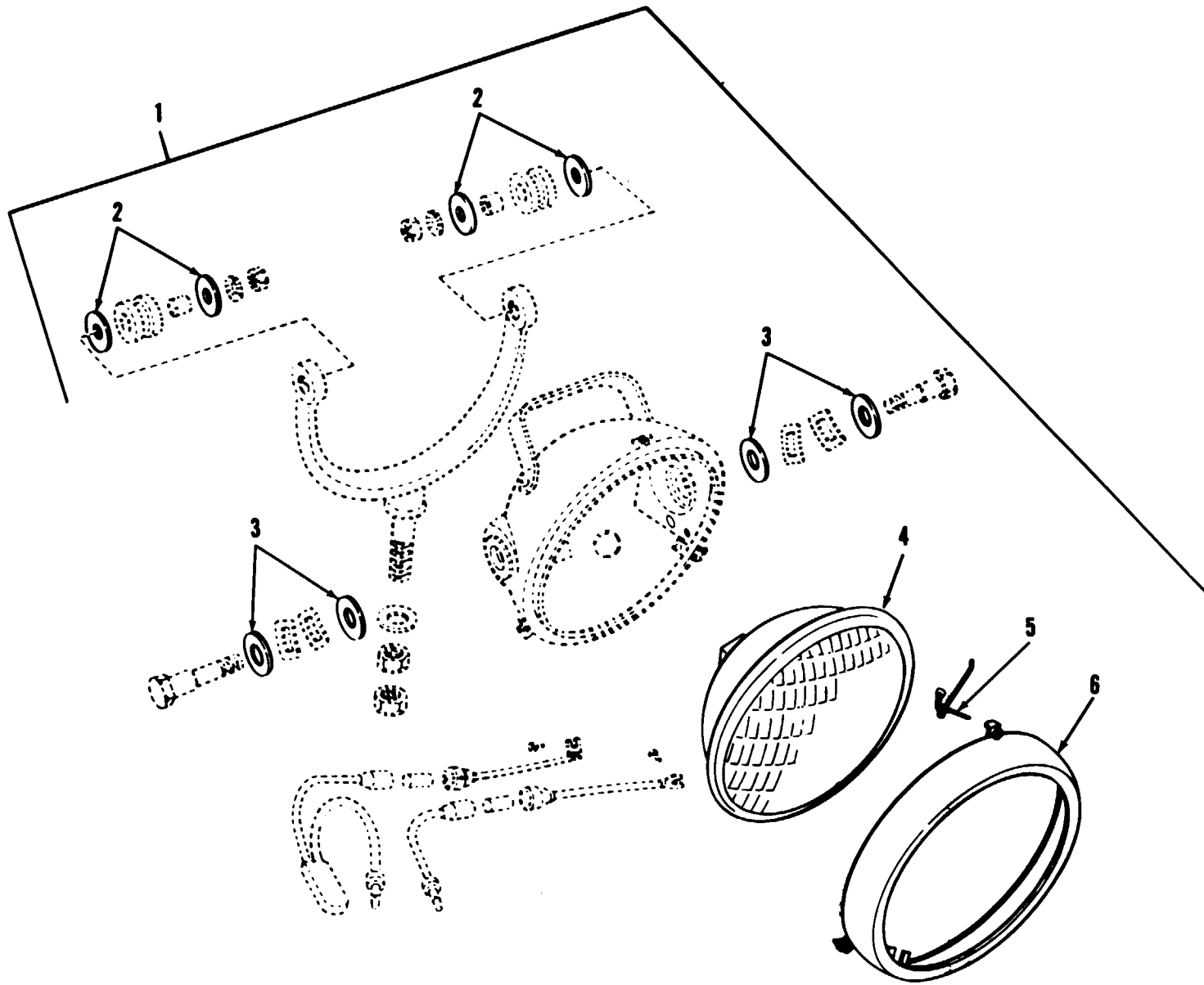



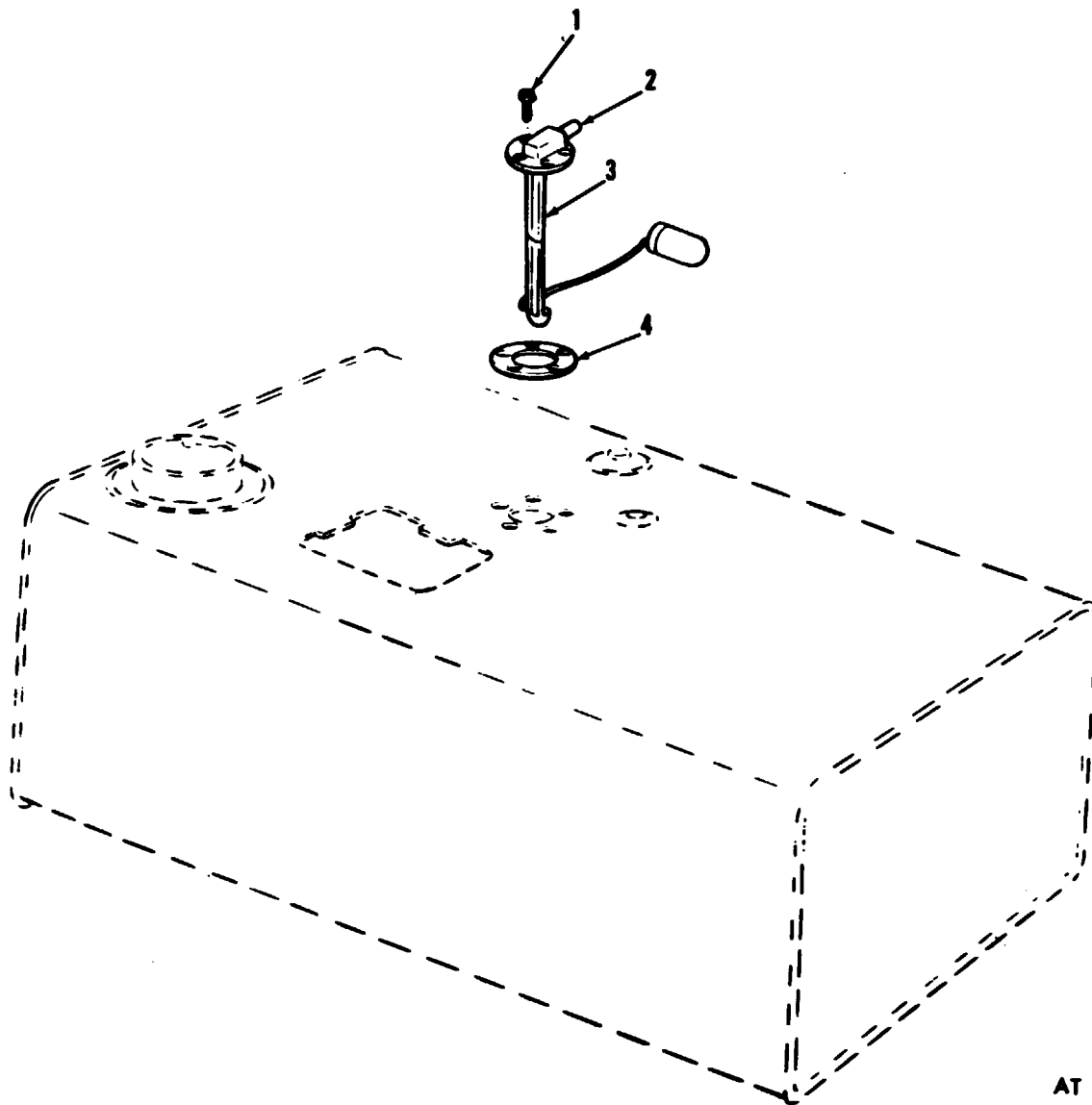
Figure 31. Floodlight assembly.



AT 47173

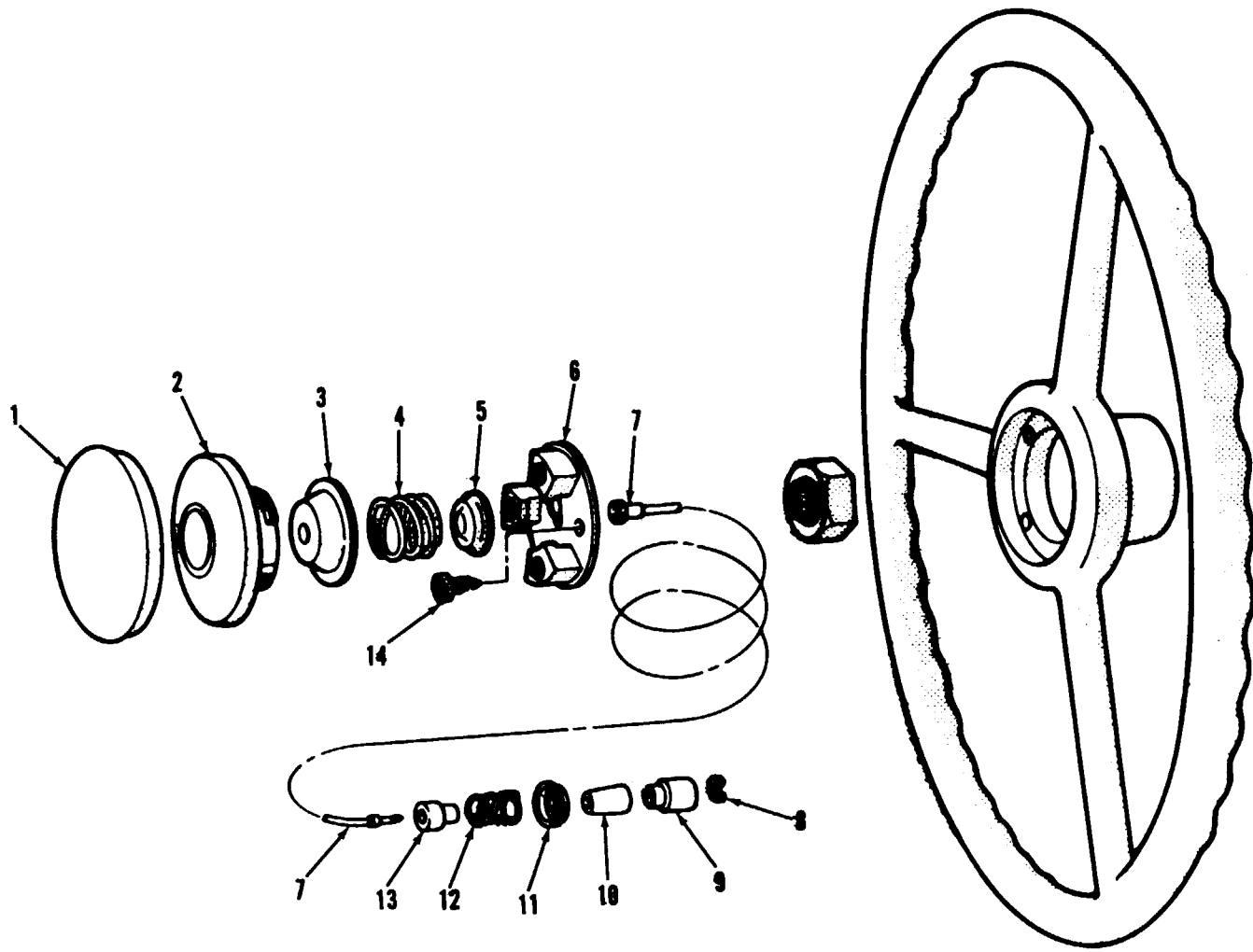
Figure 32. Dome light assembly.





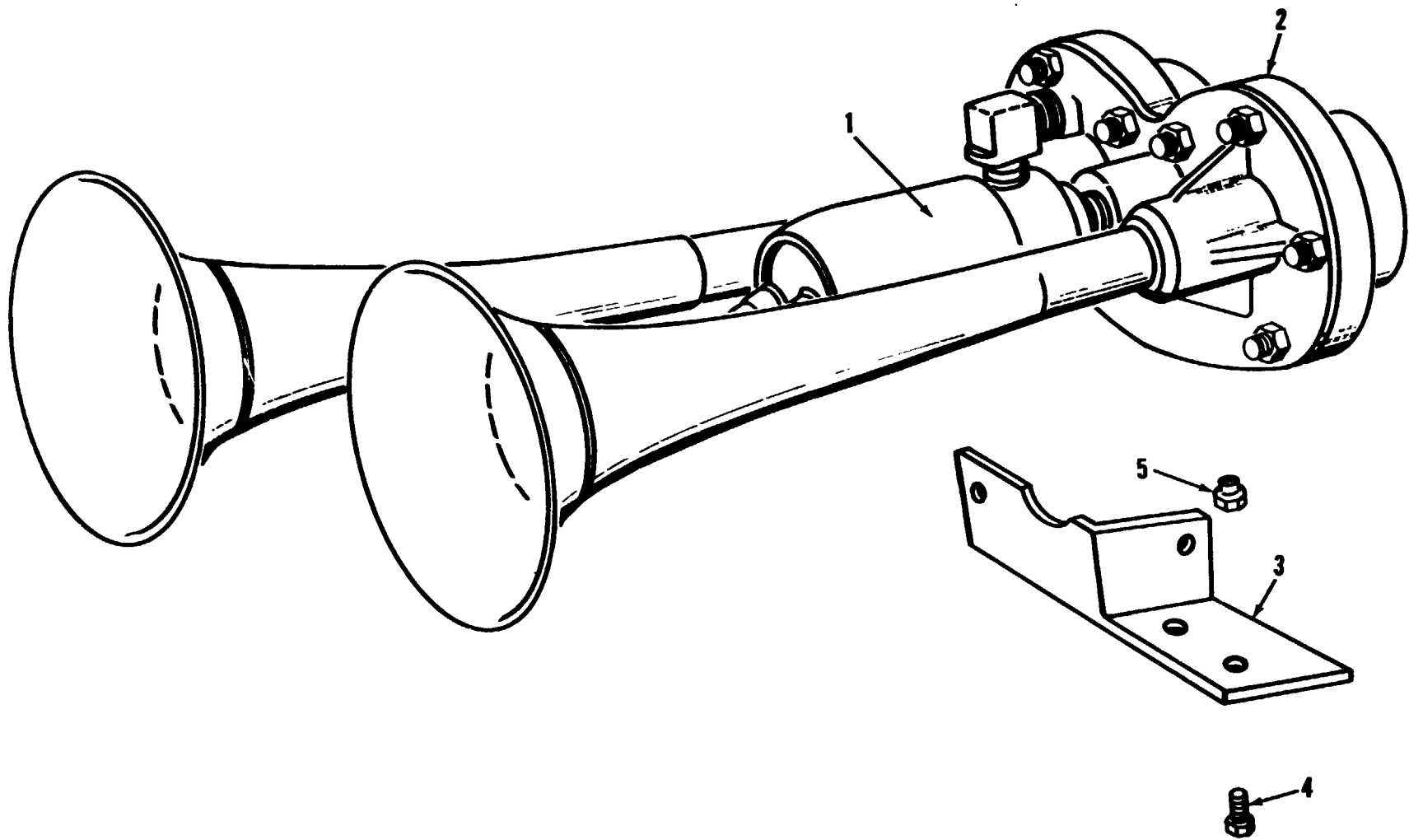
AT 47174

Figure 33. Fuel quantity transmitter.



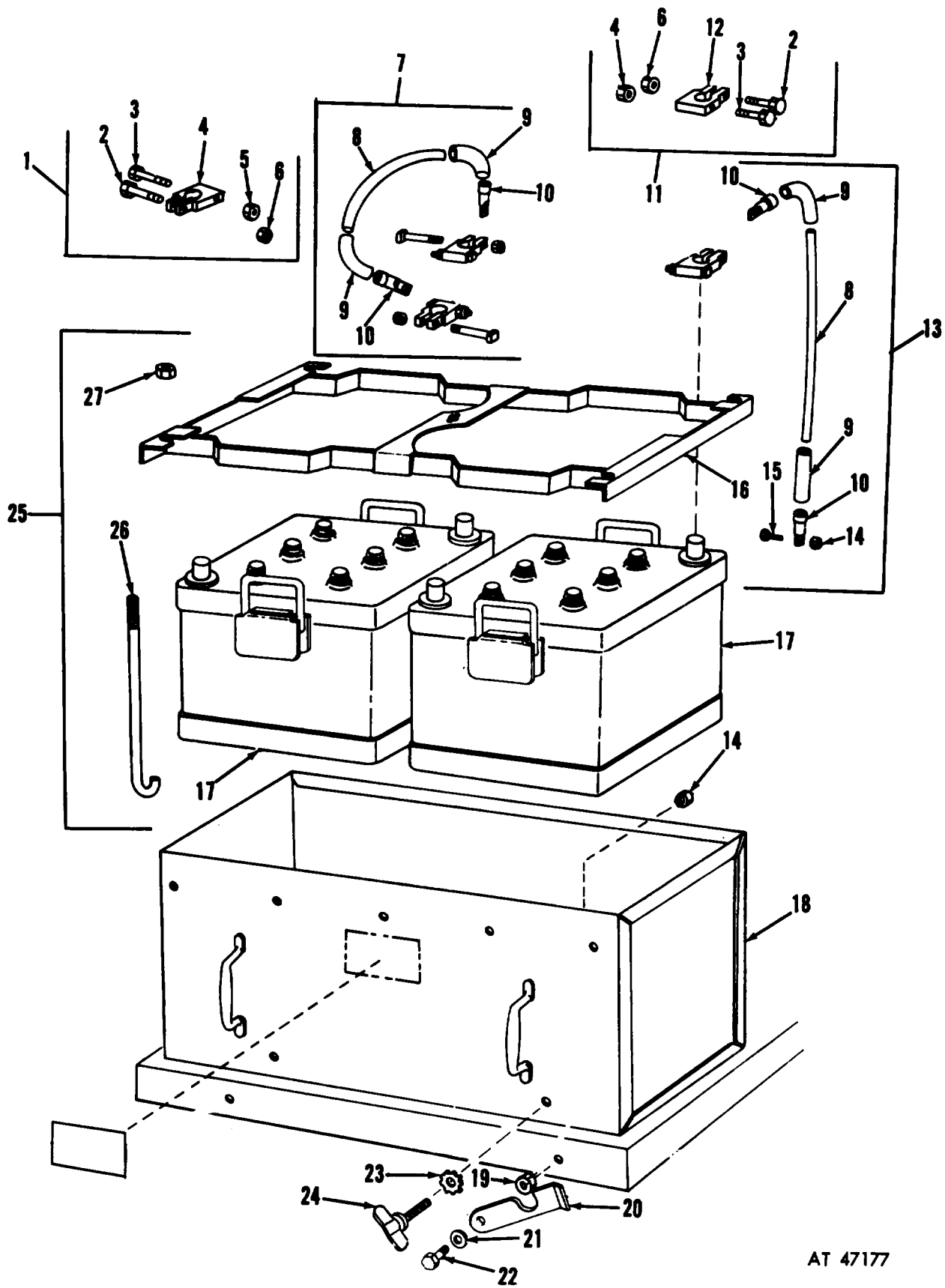
AT 47175

Figure 34. Horn button.



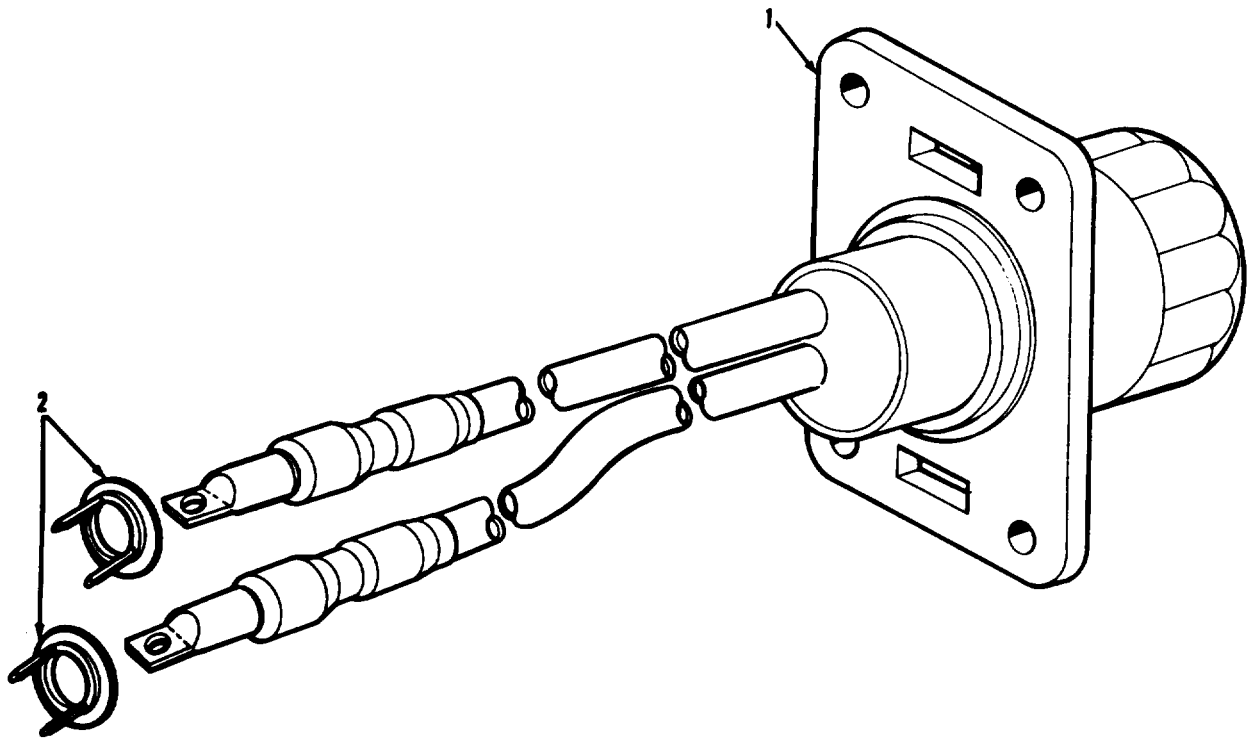
AT 47176

Figure 35. Air horn assembly.



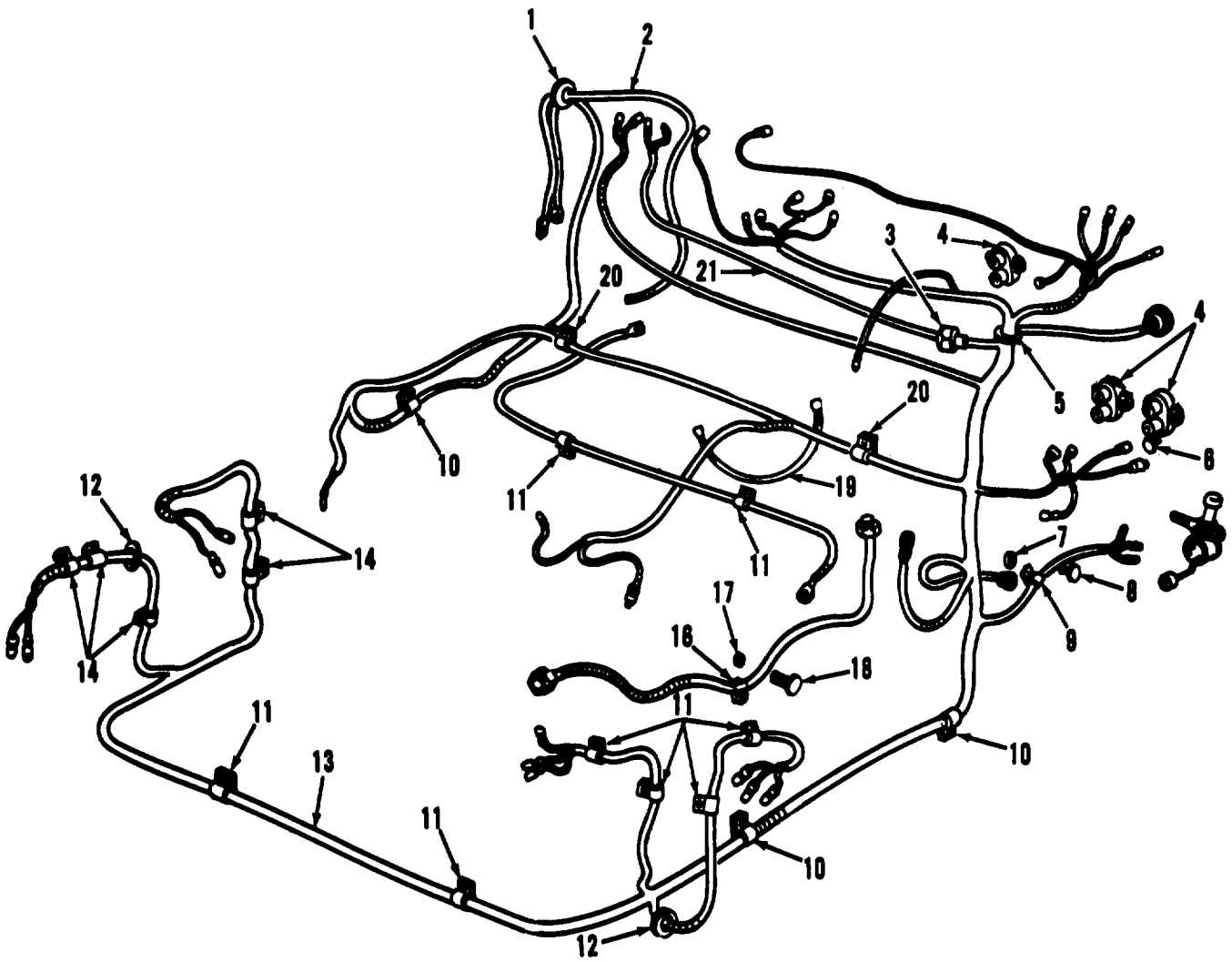
AT 47177

Figure 36. Batteries and related parts.



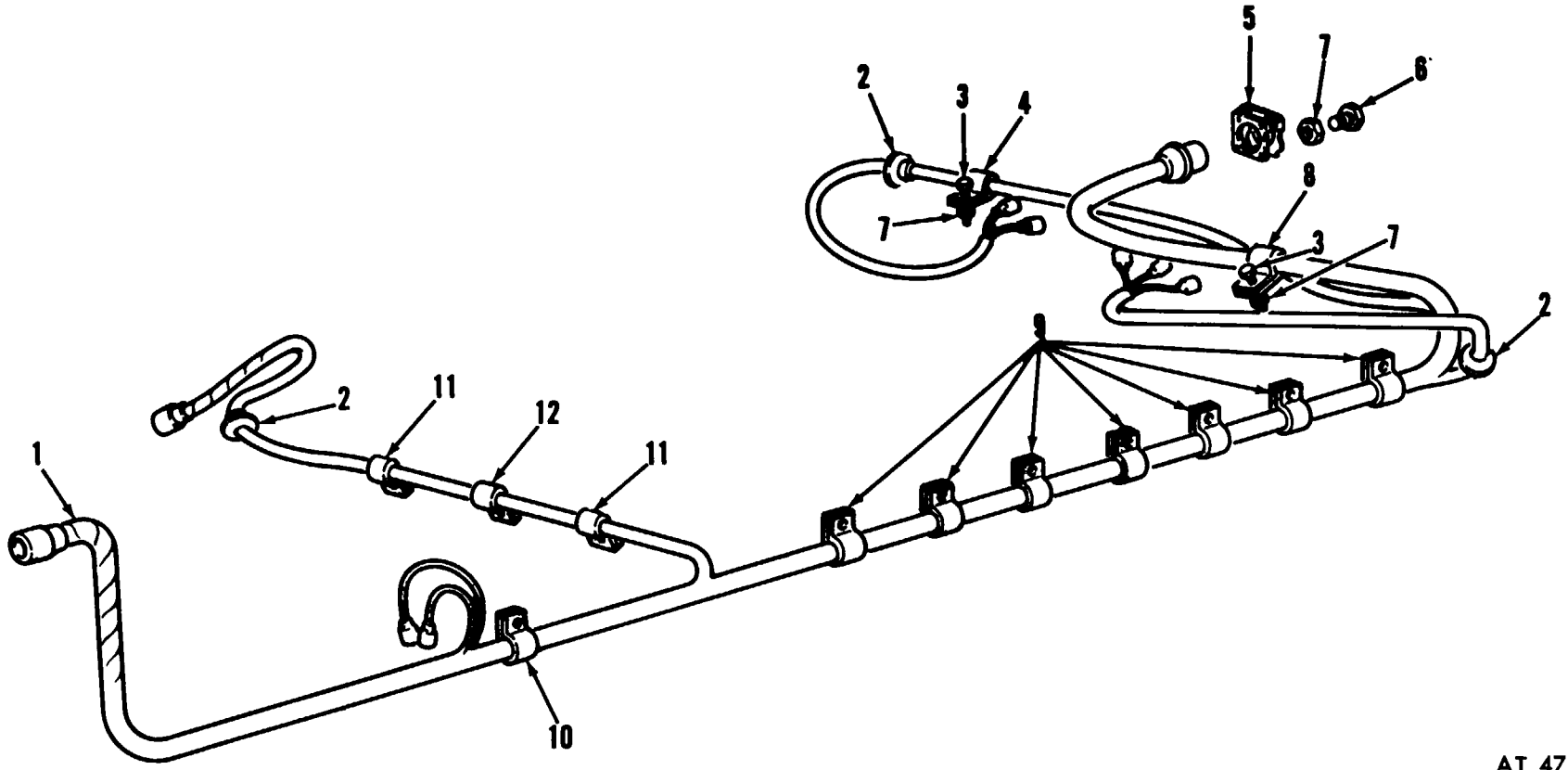
AT 28002

*Figure 37. Receptacle assembly battery slave.*



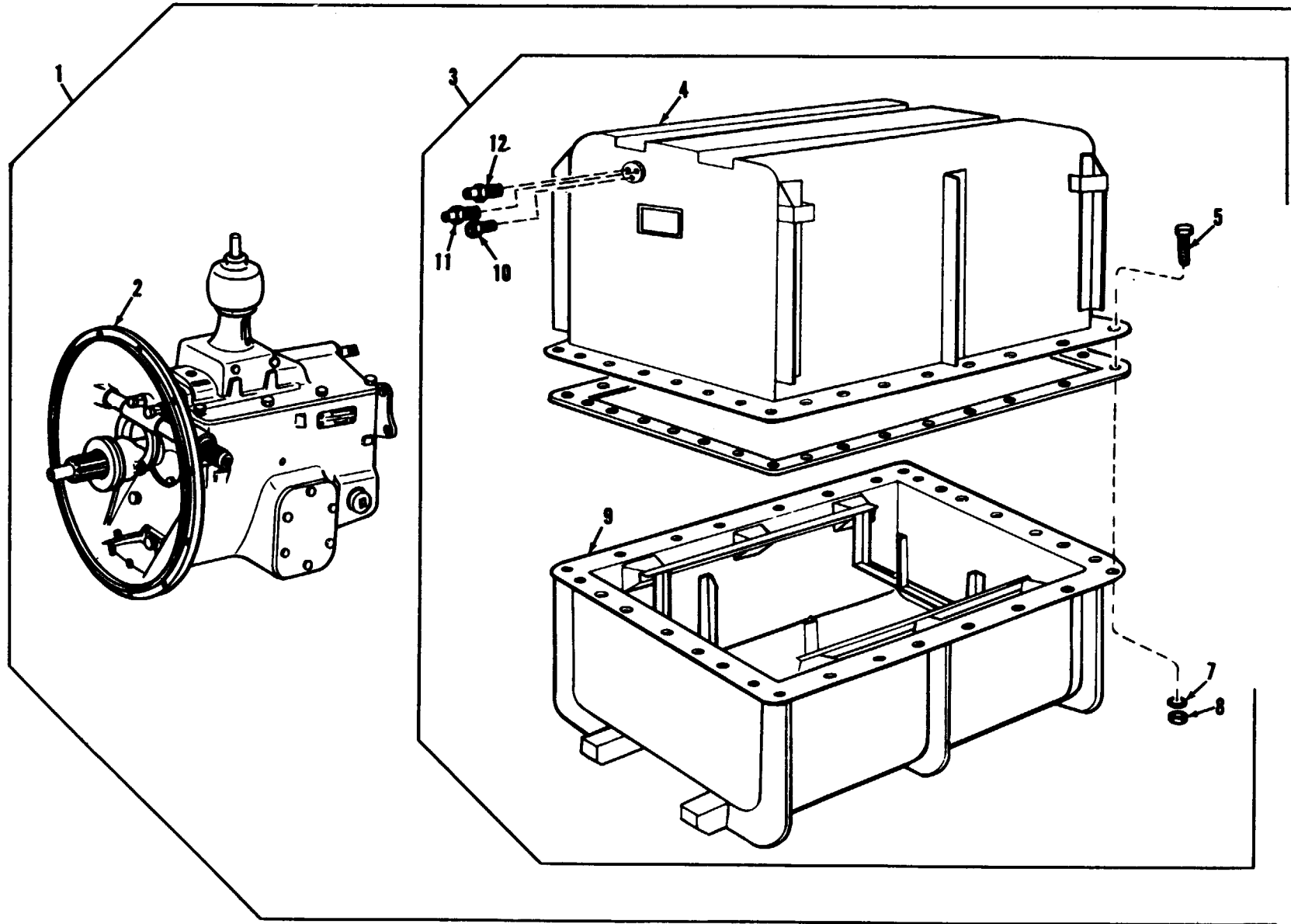
AT 47178

*Figure 38. Front wiring harness.*



AT 47179

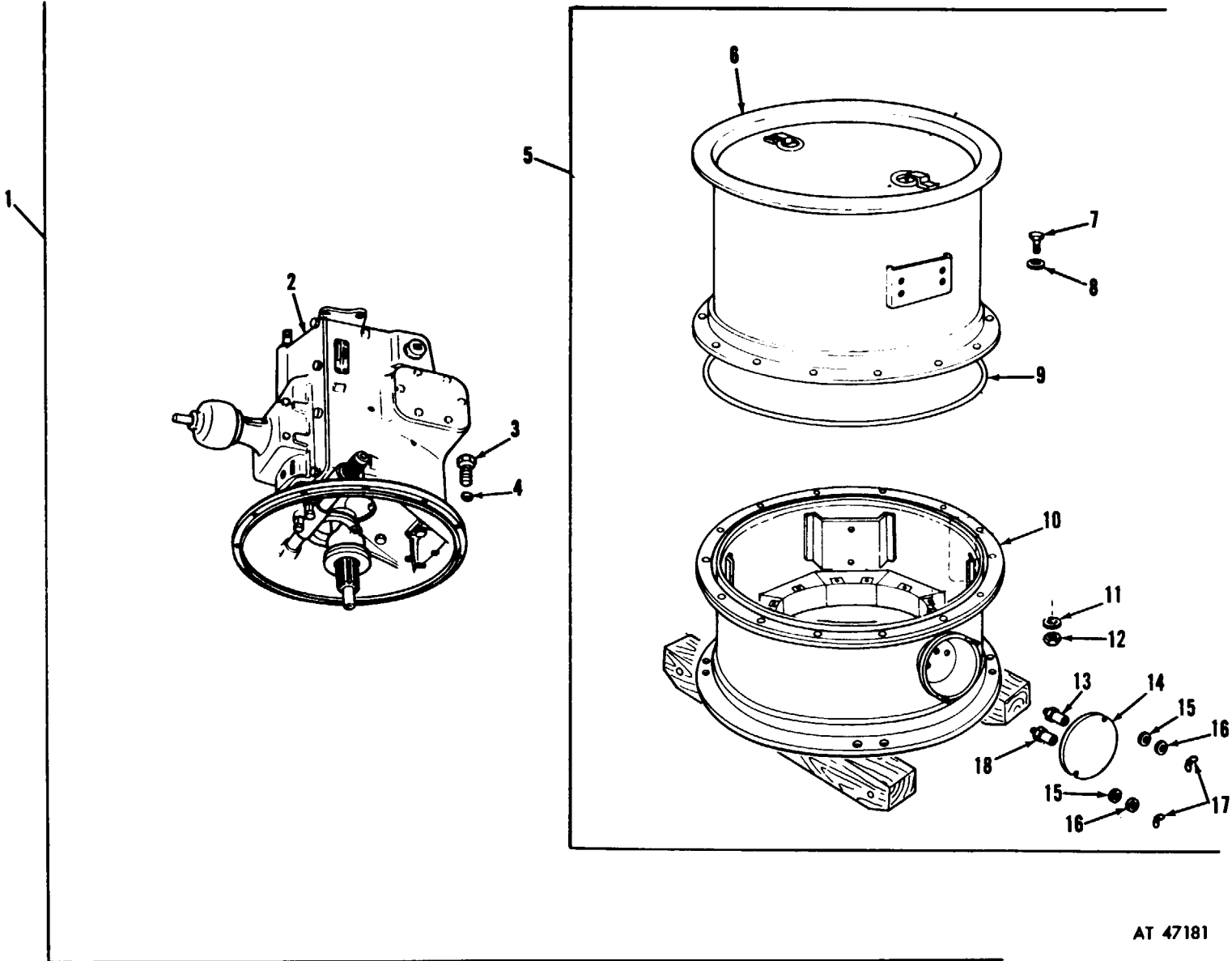
Figure 39. Rear wiring harness.



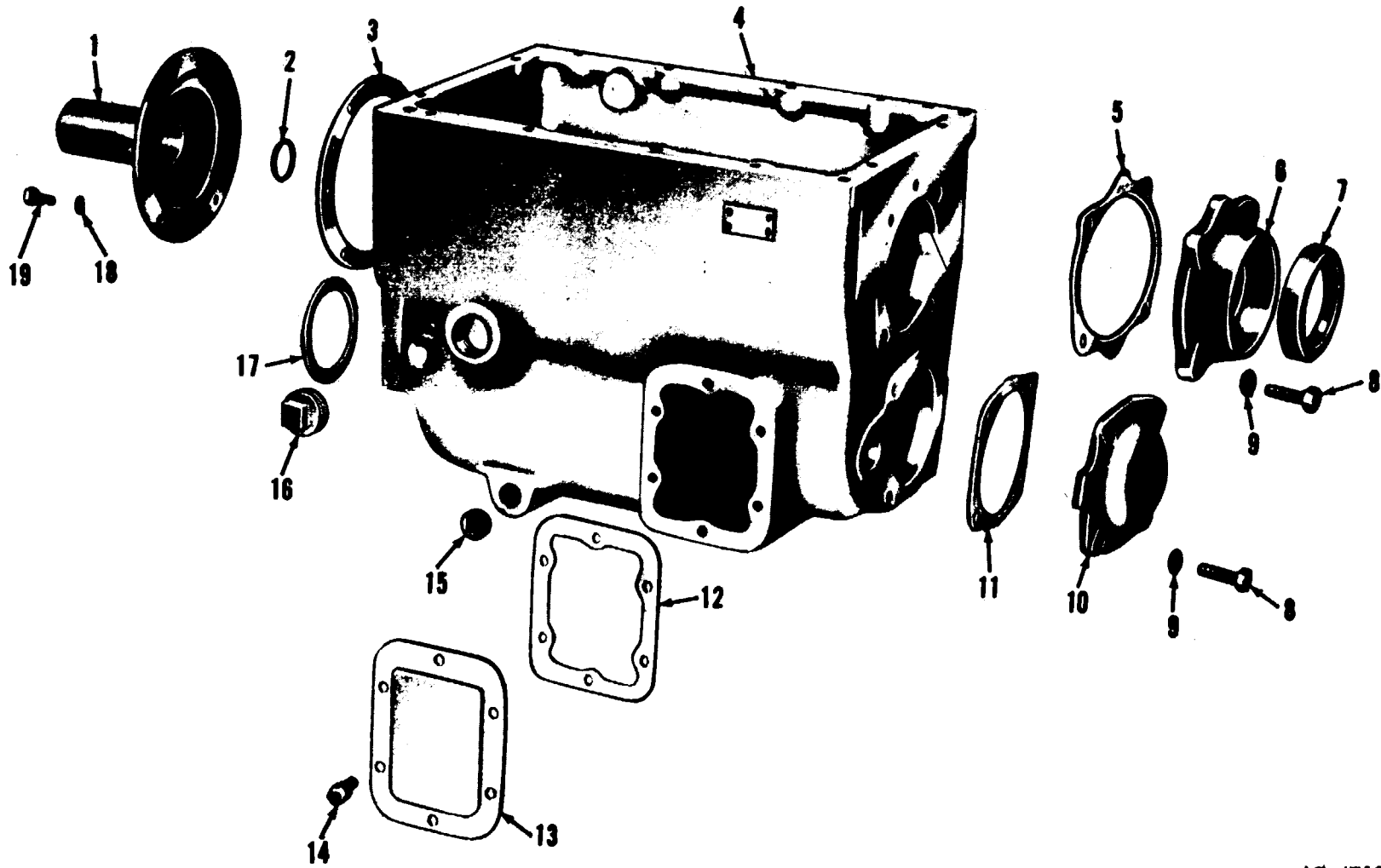
AT 47180

Figure 40. Transmission and container assembly.



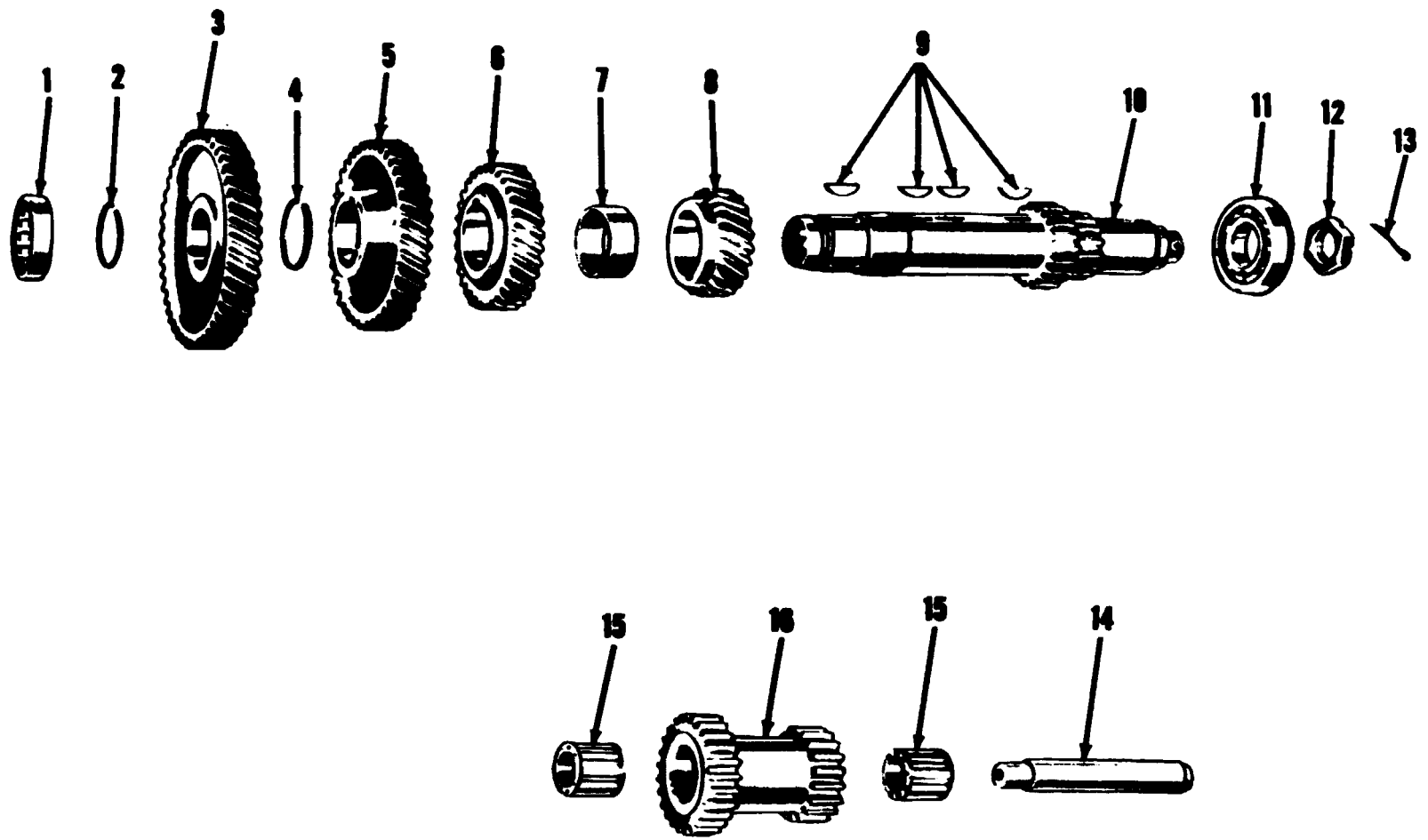


AT 47181



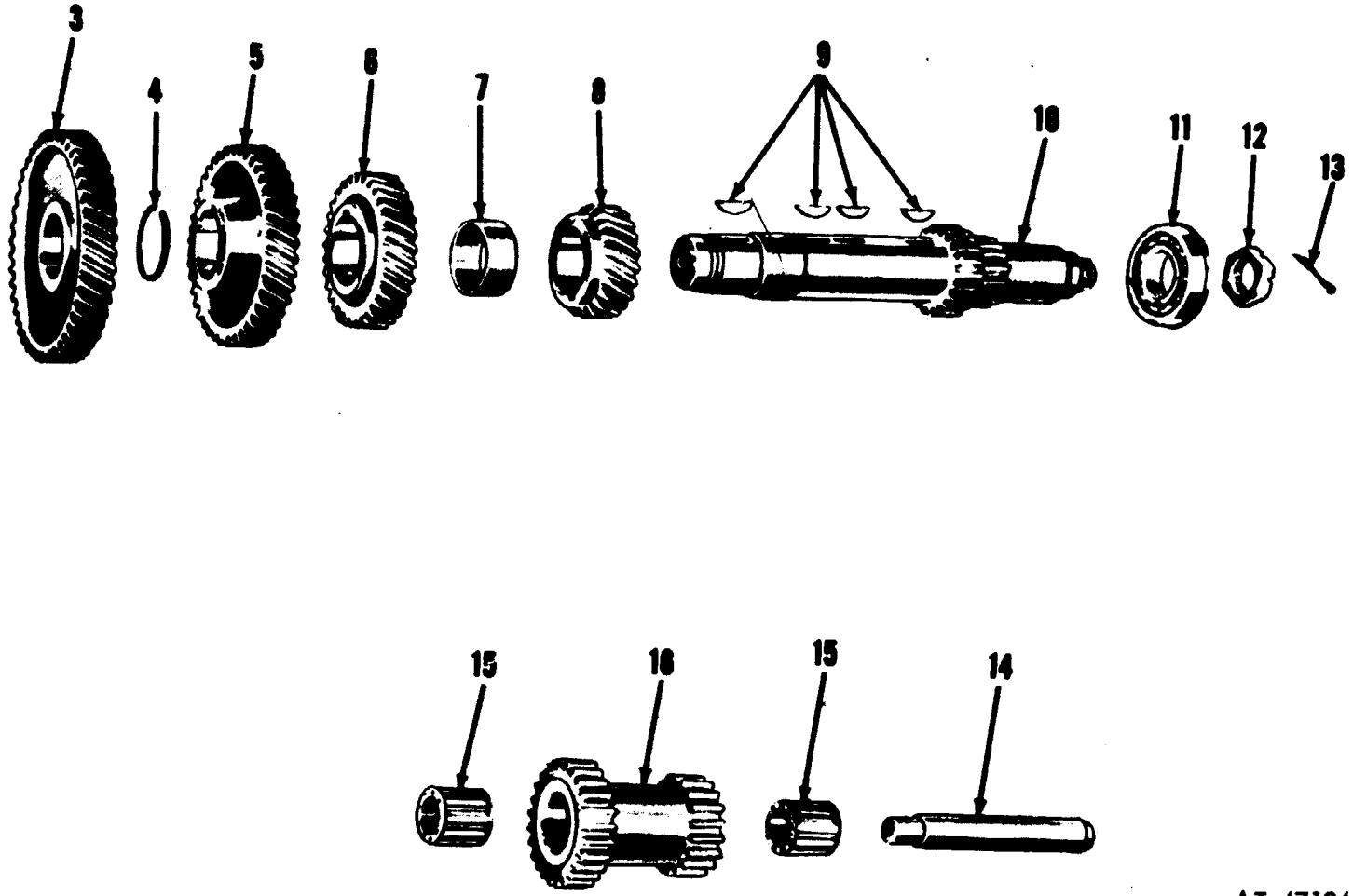
AT 47182

Figure 42. Transmission case and attaching parts.



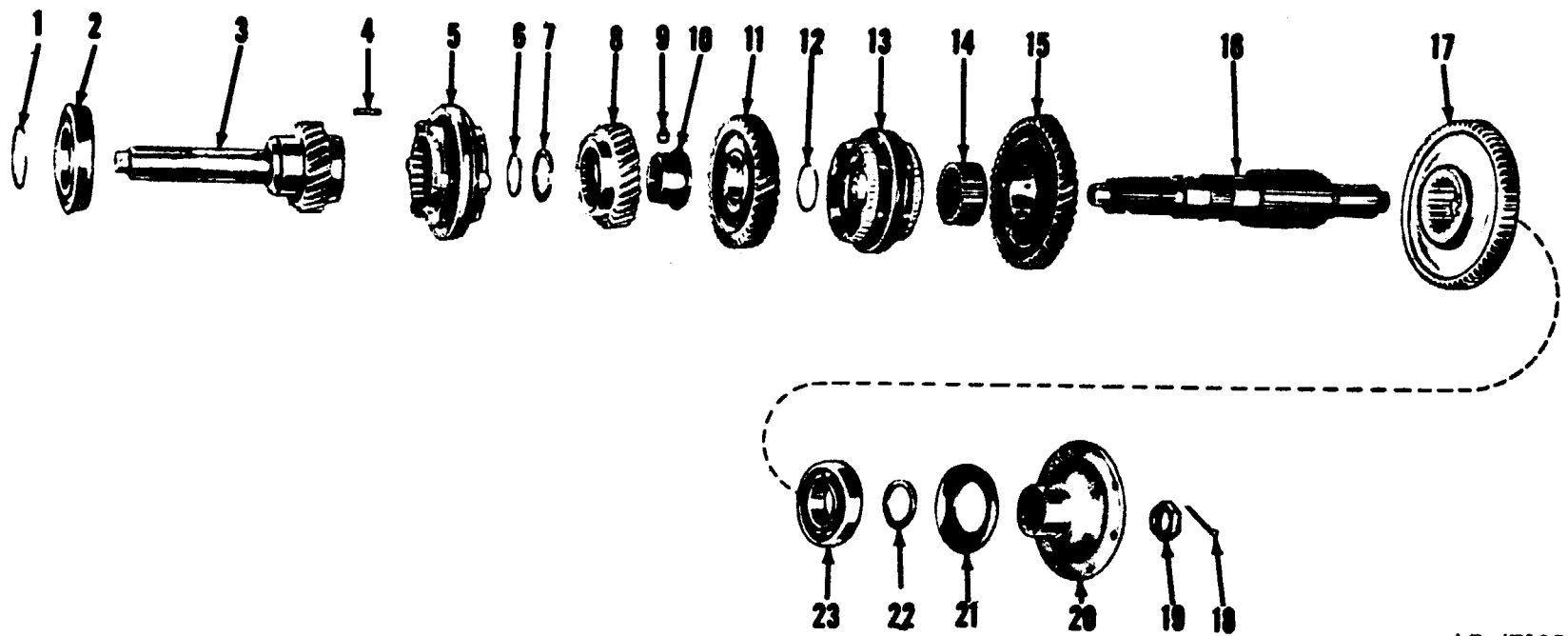
AT 47183

Figure 43. Transmission countershaft and idler shaft with gears—gasoline and multifuel.



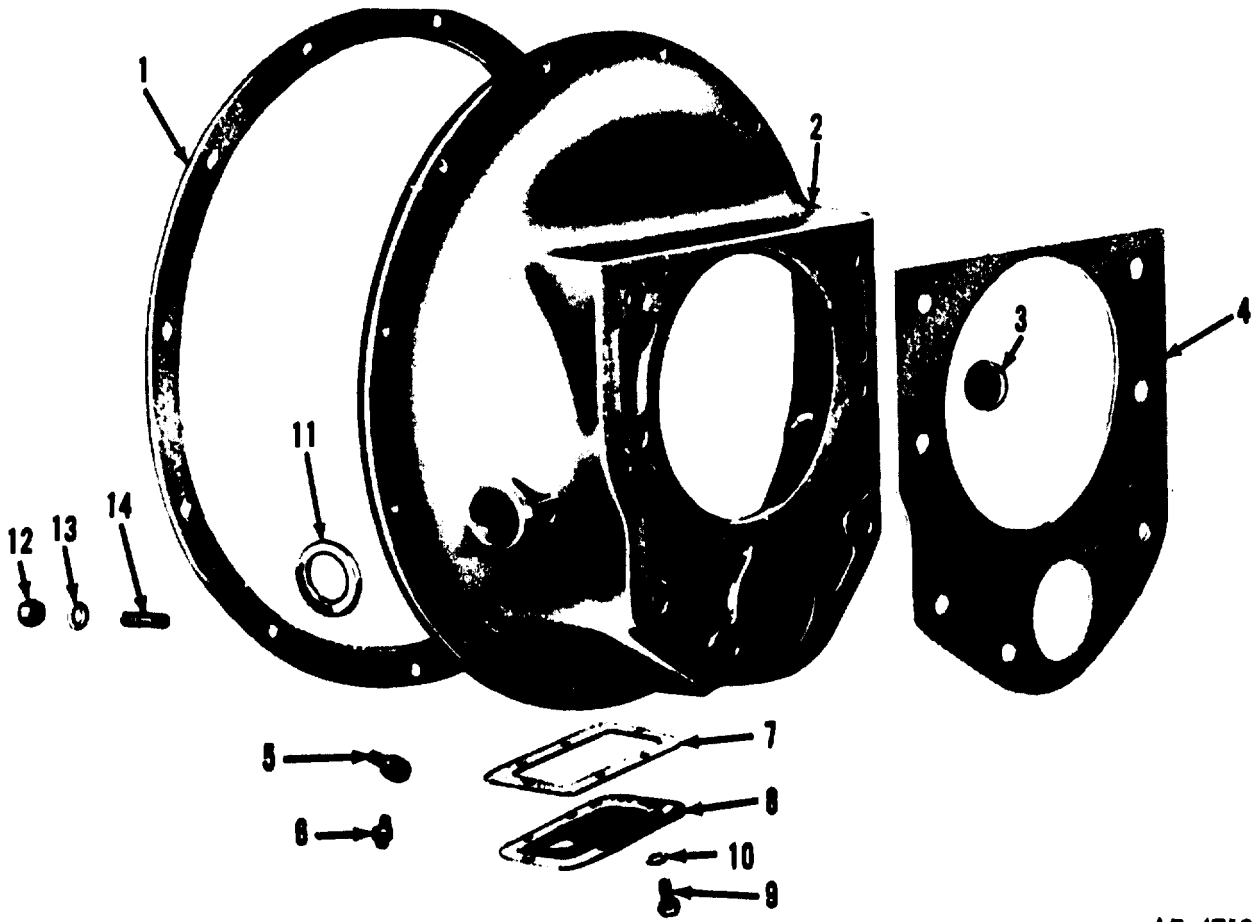
AT 47184

Figure 44. Transmission countershaft and idler shaft with gears—diesel.



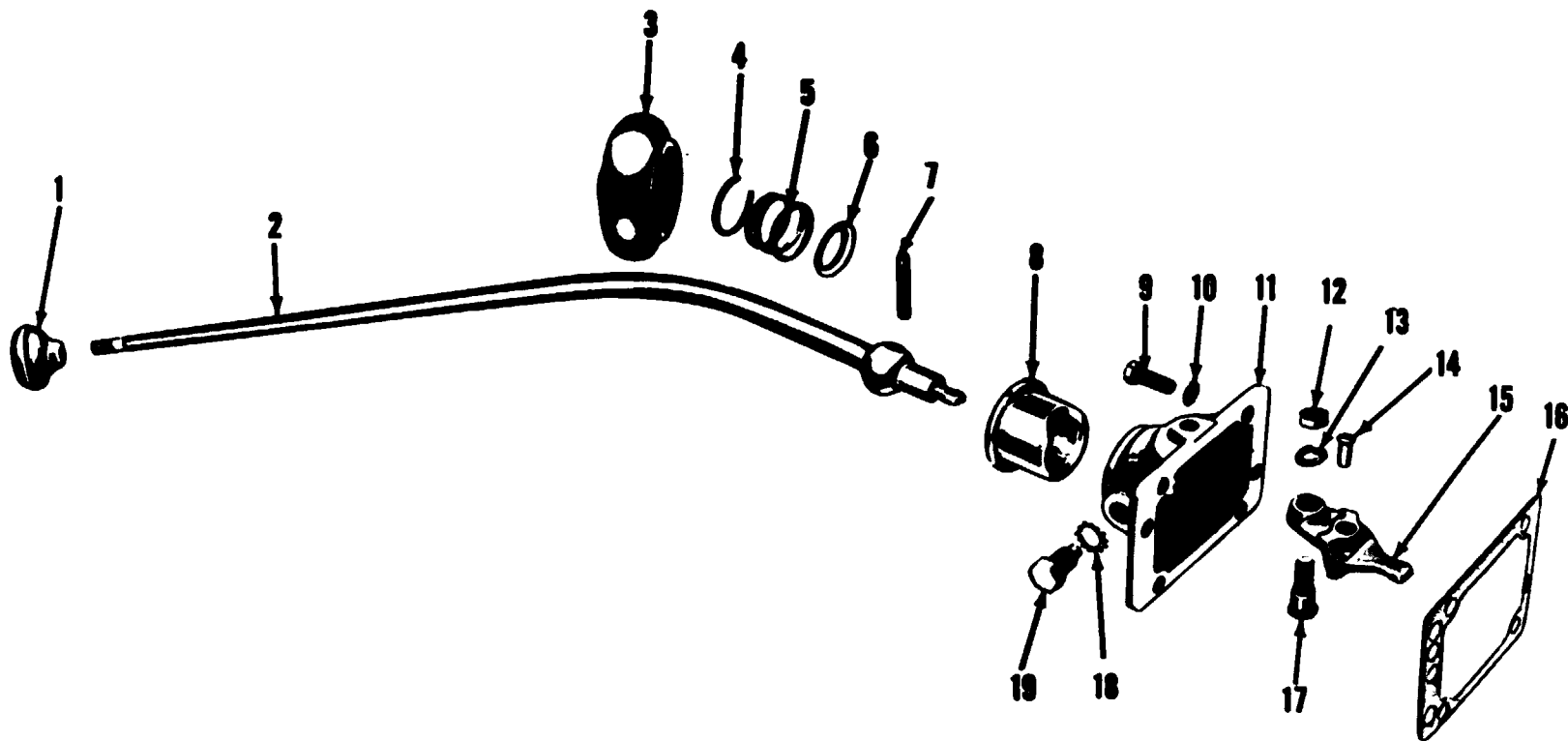
AT 47185

Figure 45. Transmission input shaft and main shaft with gears.



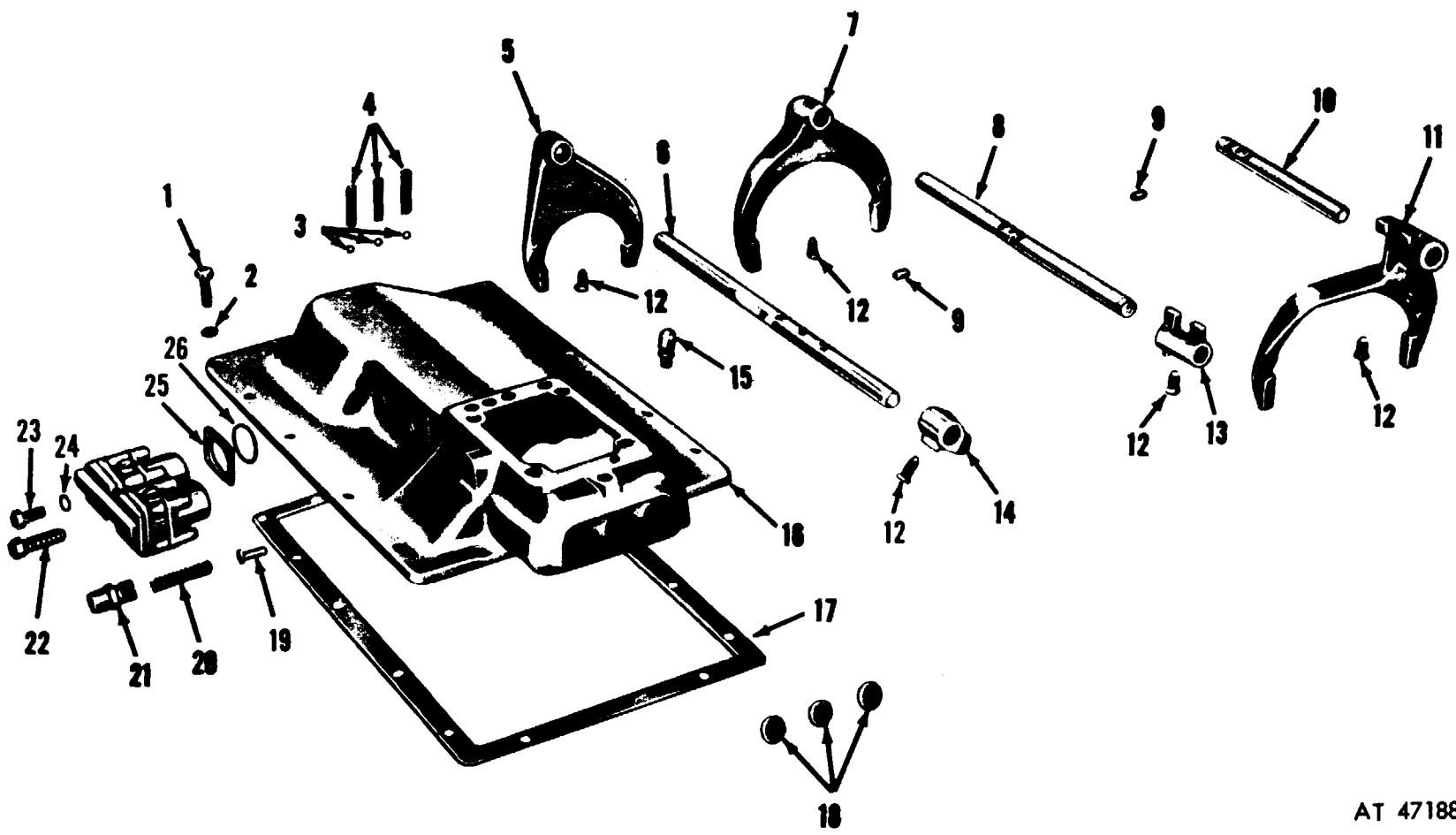
AT 47186

Figure 46. Transmission clutch housing.



AT 47187

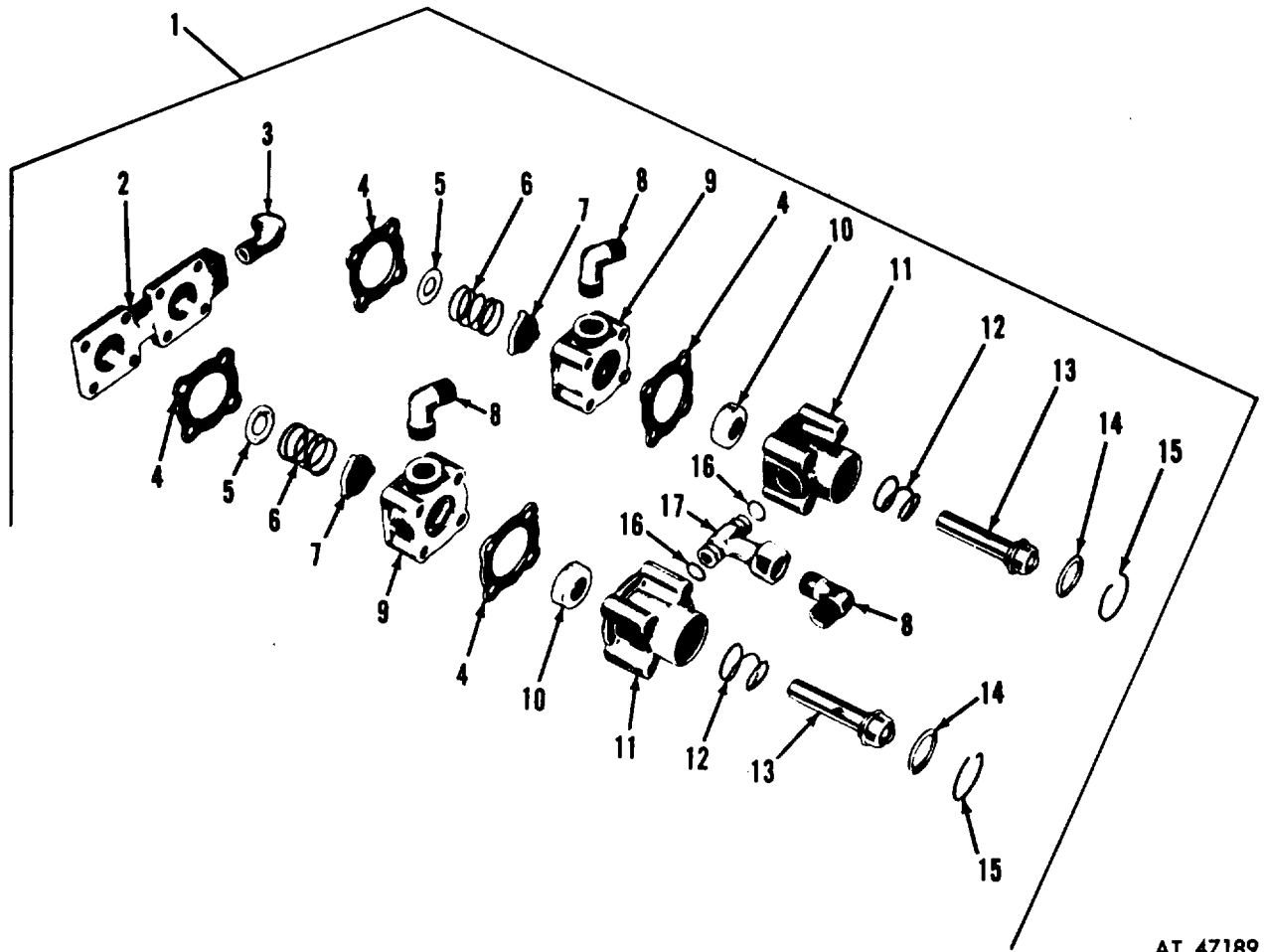
Figure 47. Transmission shifter housing cover and lever.



AT 47188

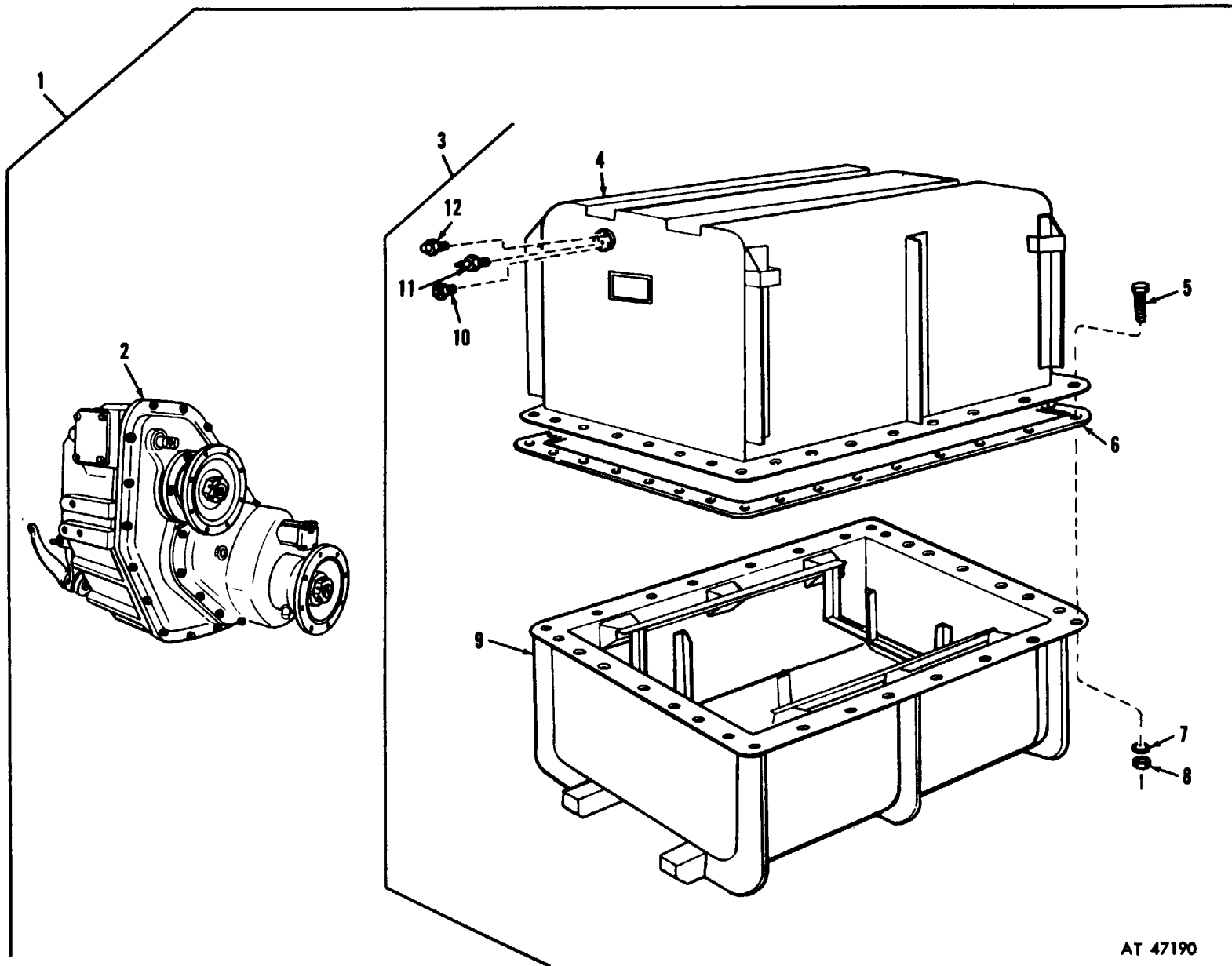
Figure 48. Transmission shifter housing and related parts.






AT 47189

*Figure 49. Transmission twin poppet valve assembly.*



AT 47190

Figure 50. Transfer and container assembly.



AT 47191

Figure 51. Transfer assembly mounting parts.

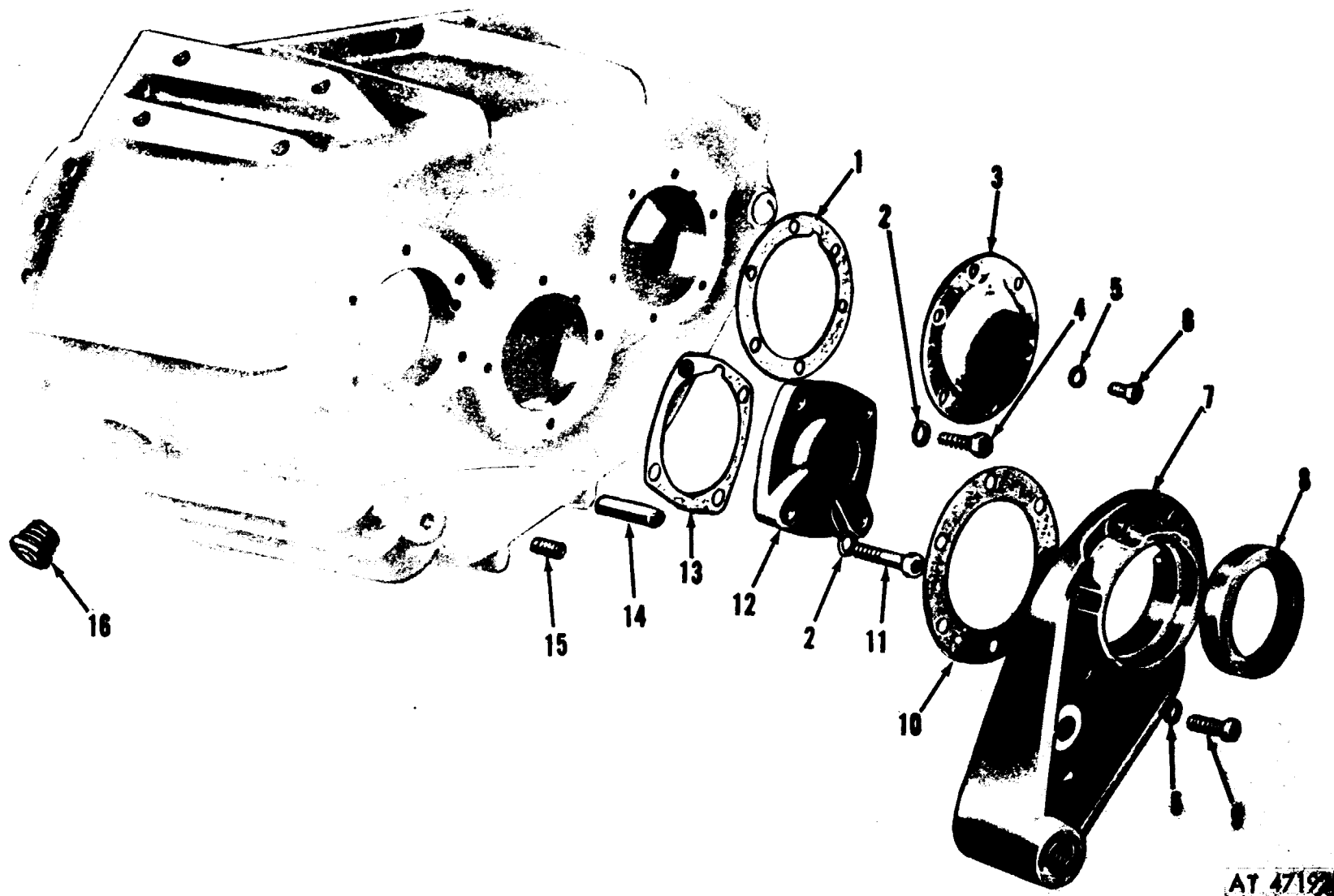
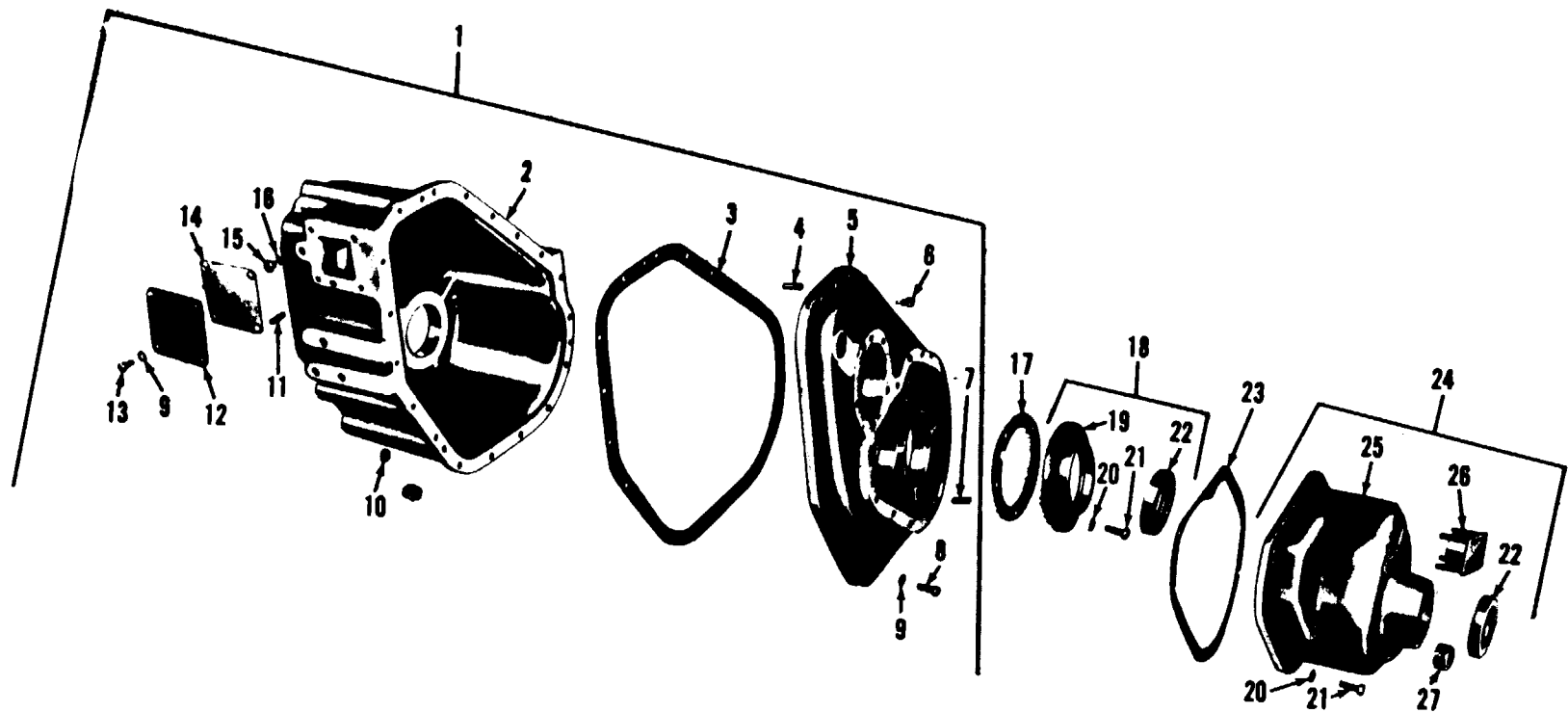


Figure 52. Transfer case plug, covers and gaskets—front view.

AT 47192



AT 47193

Figure 53. Transformer case, covers and gaskets—rear view.

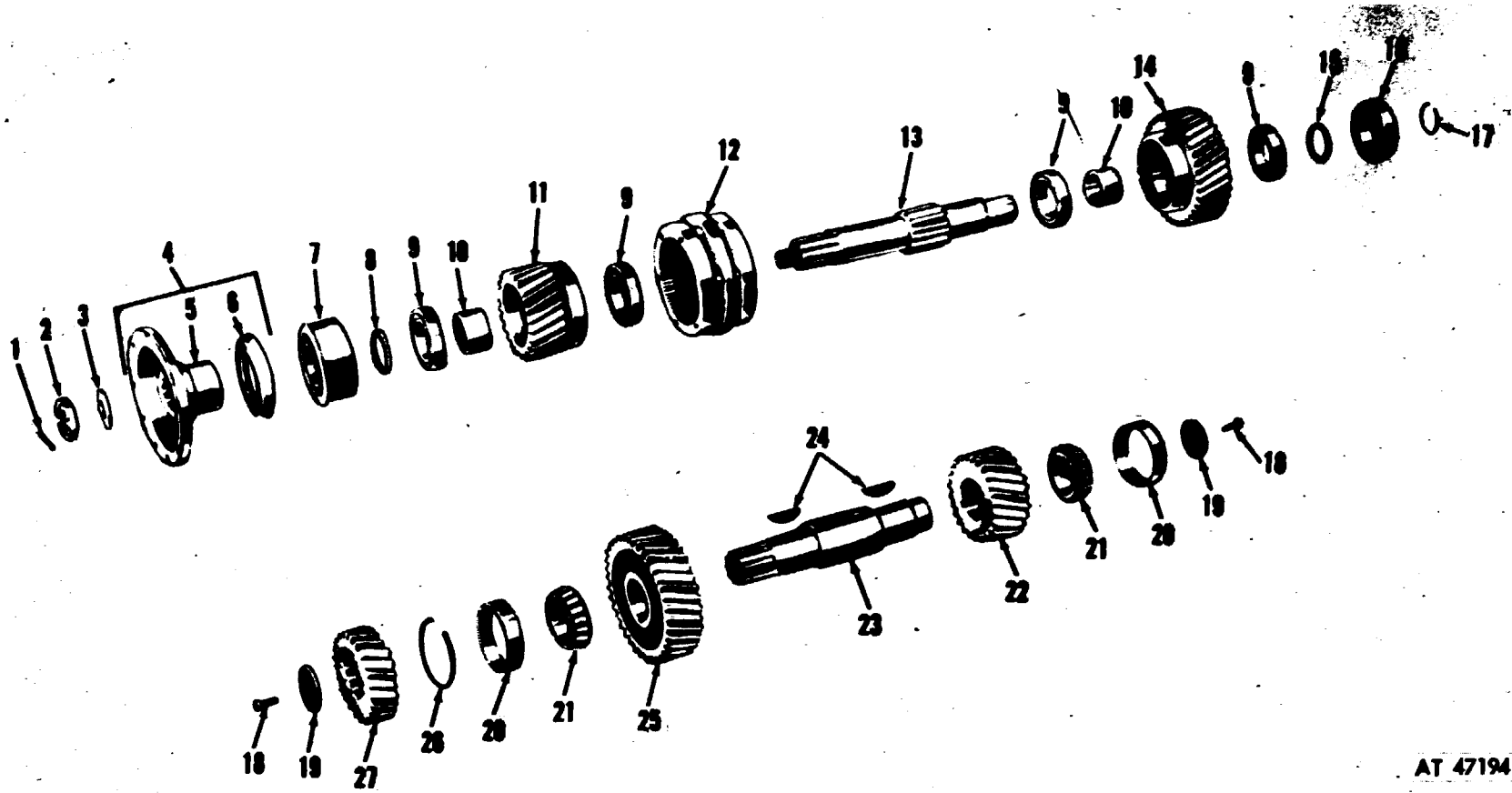
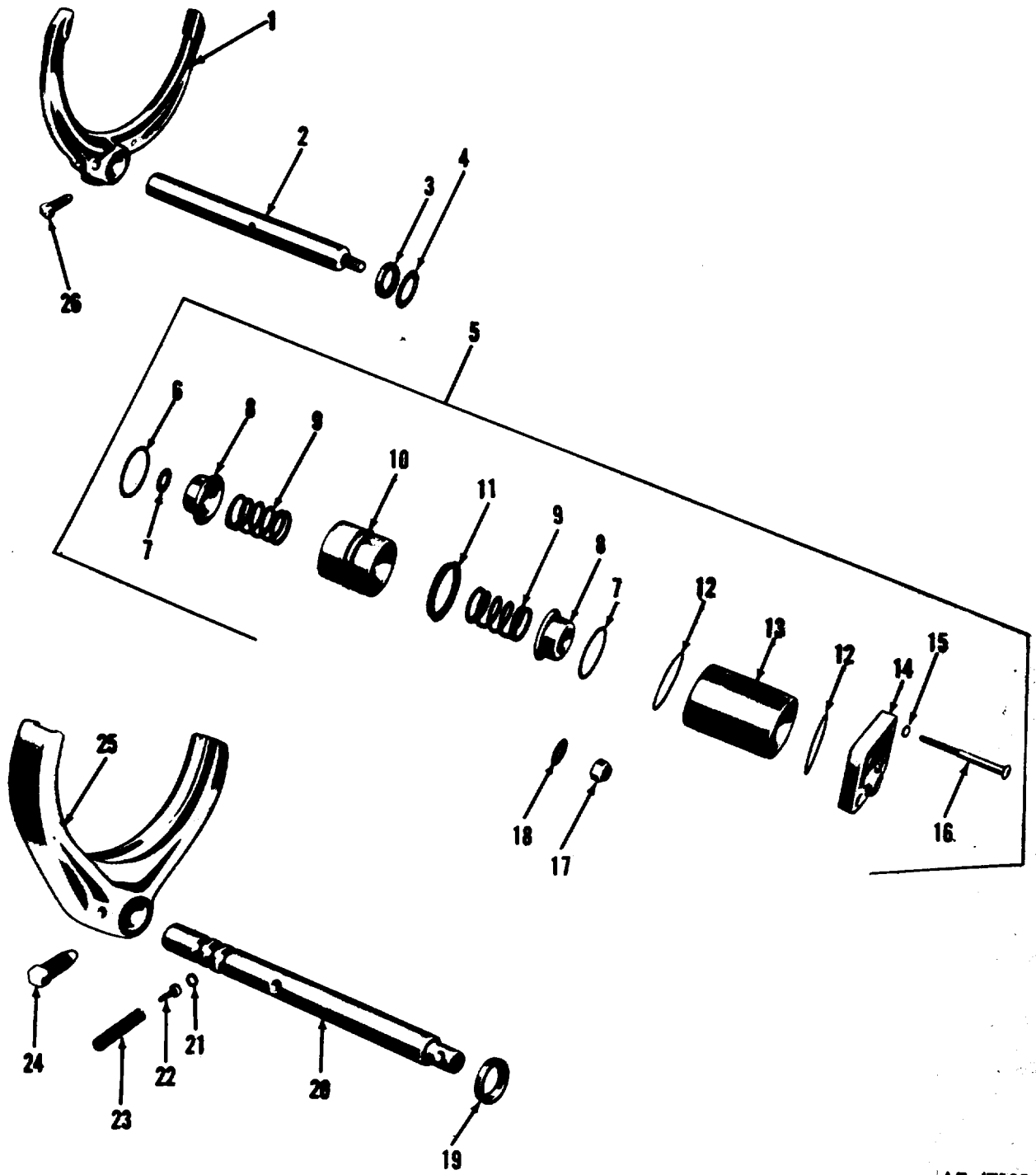


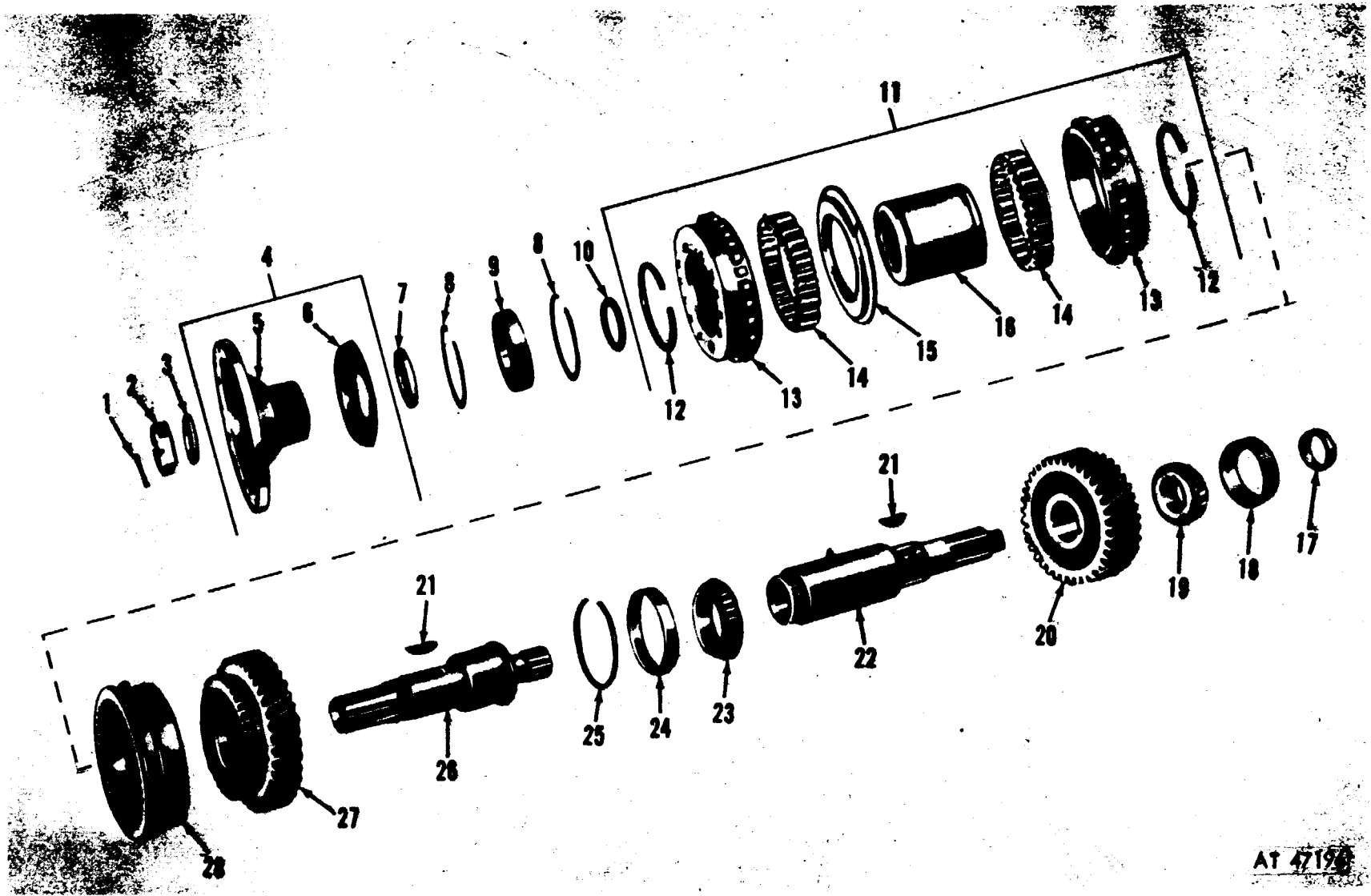
Figure 54. Transfer input and intermediate shafts.

AT 47194



AT 47195

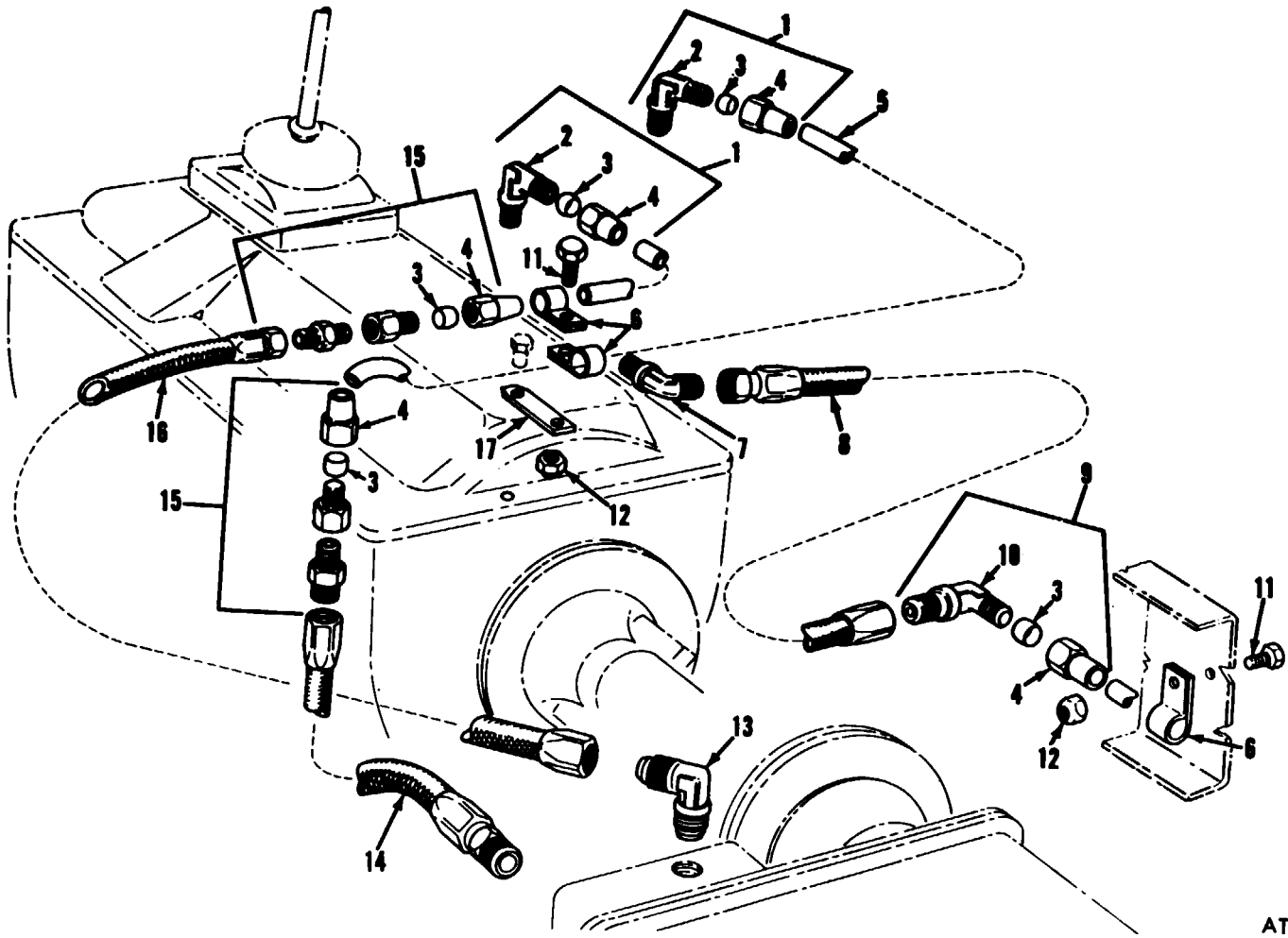
Figure 55. Input and output shifter shafts.



AT 47196

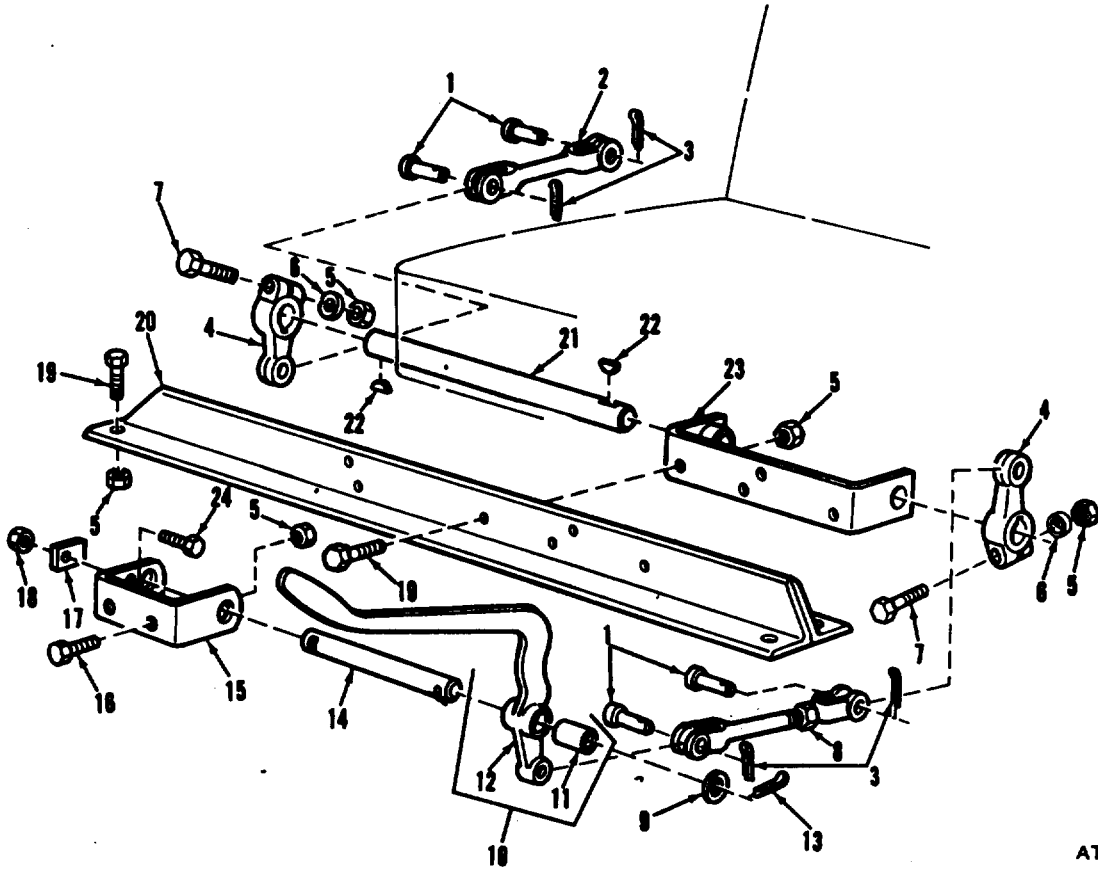
Figure 56. Transfer output shafts and related parts.





AT 47197

Figure 57. Declutch control piping.



AT 28035

Figure 58. Transfer controls.

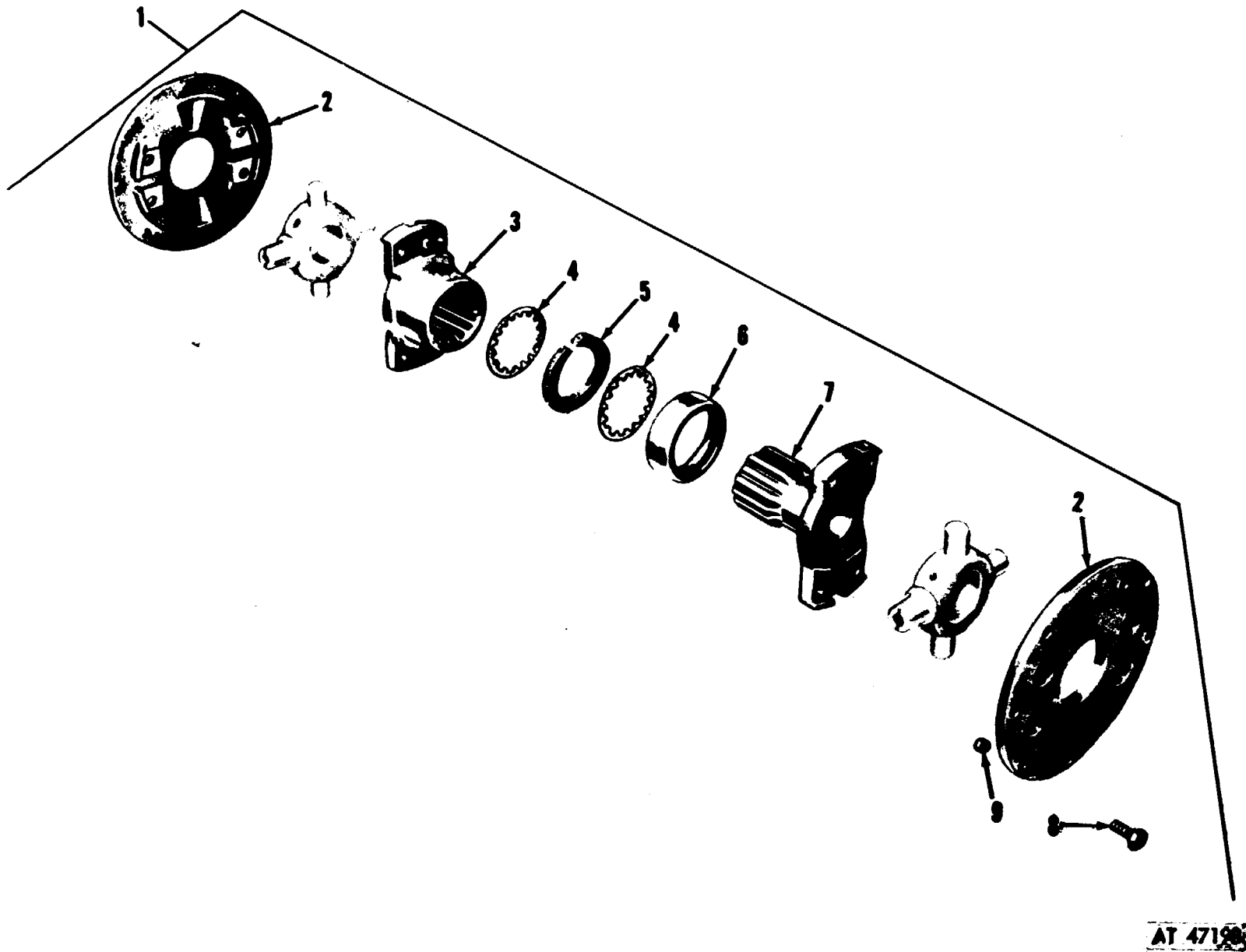
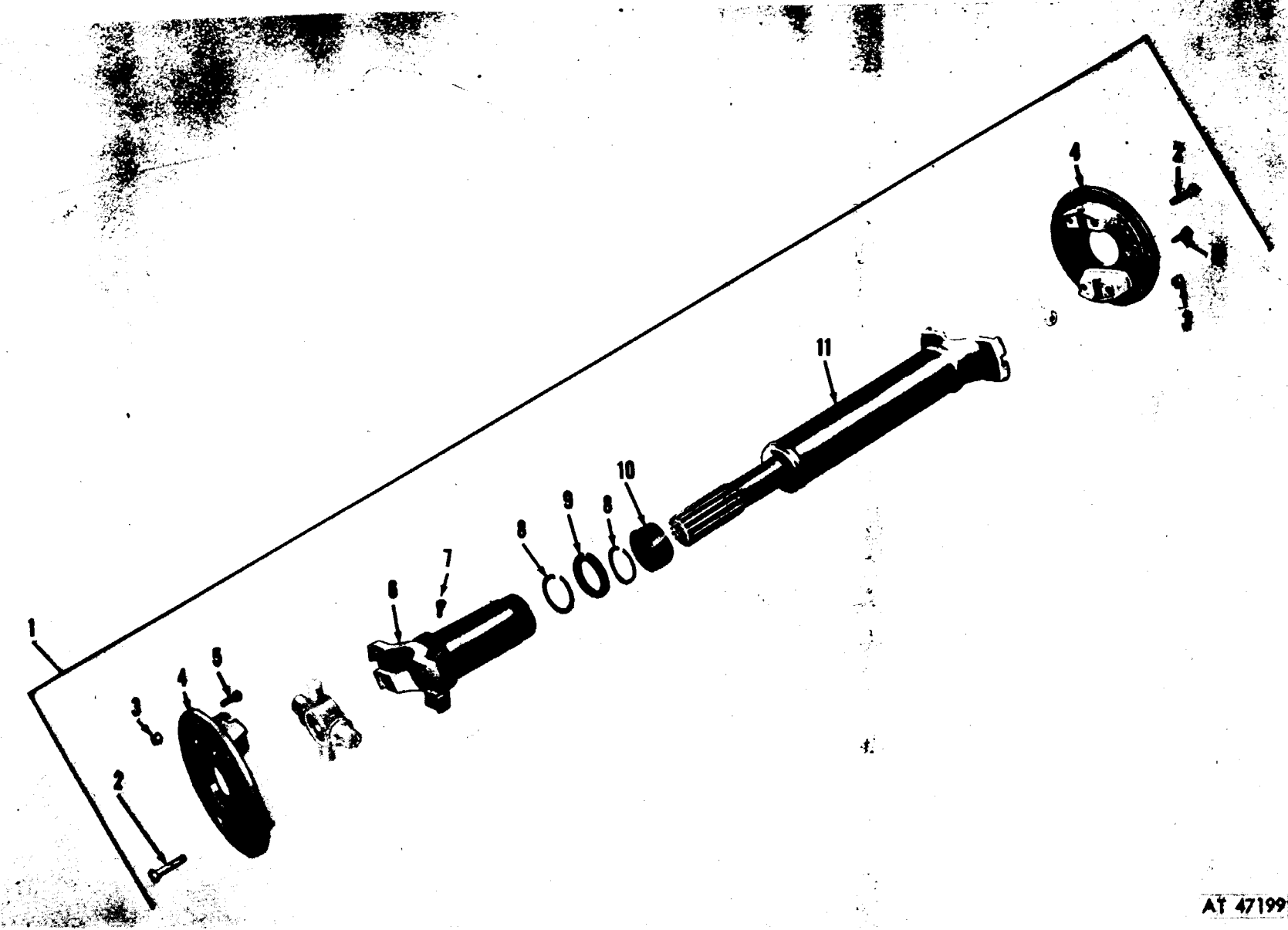


Figure 59. Propeller shaft, transmission to transfer.



AT 47199

Figure 60. P. ropeller shaft assembly transfer to front axle.

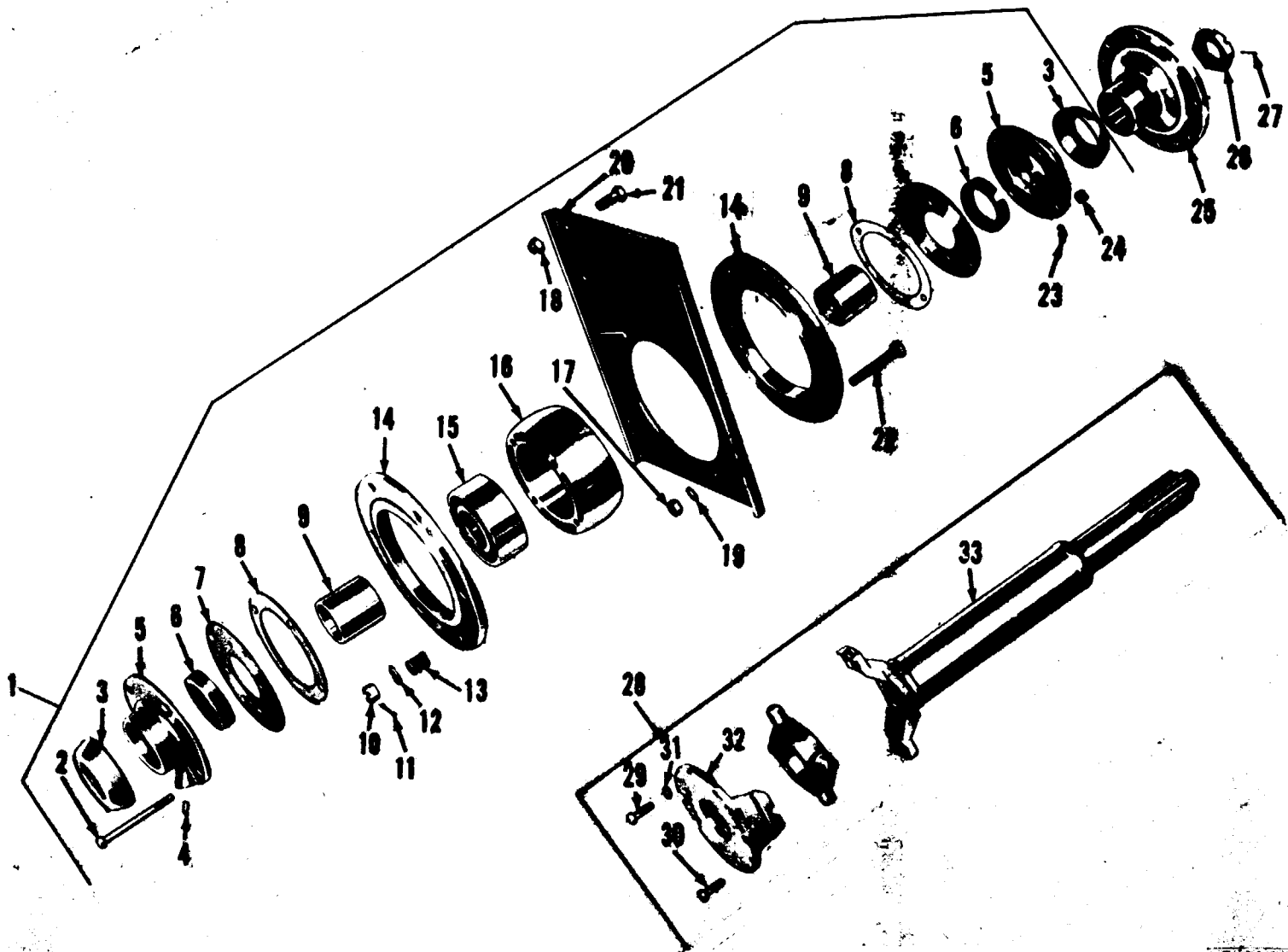
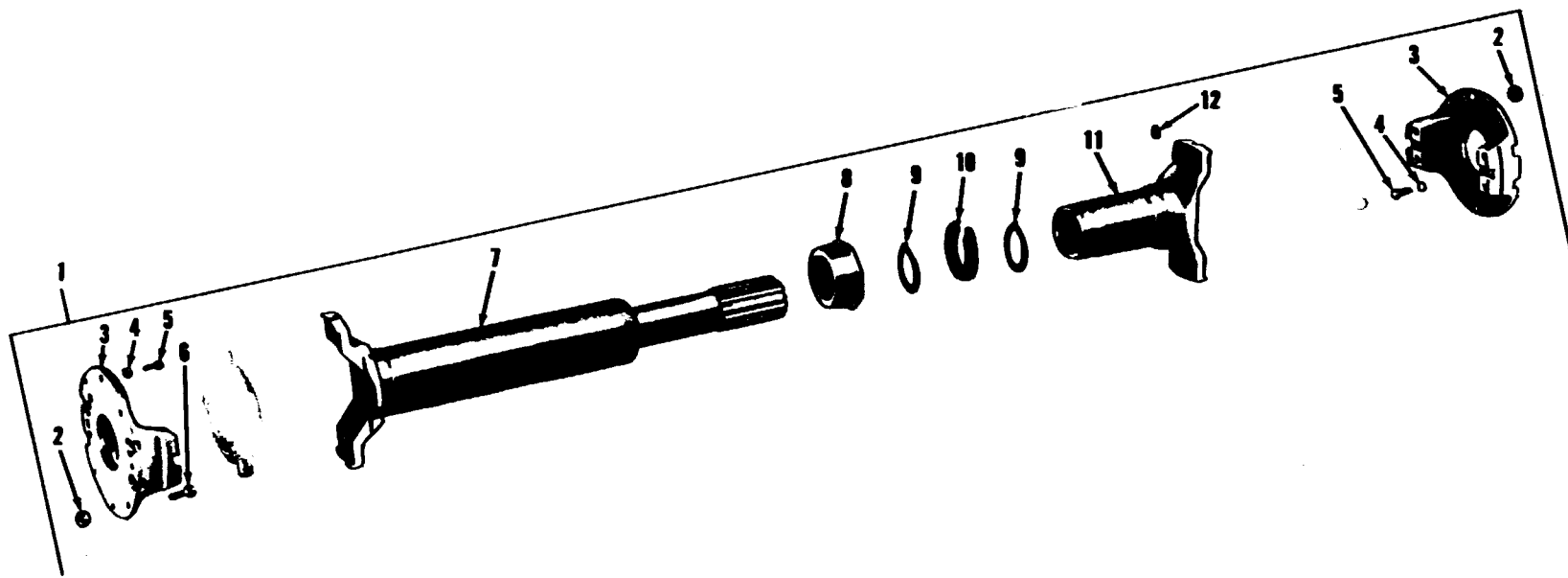



Figure 61. Propeller shaft—transfer to center bearing assembly.

AT 47200

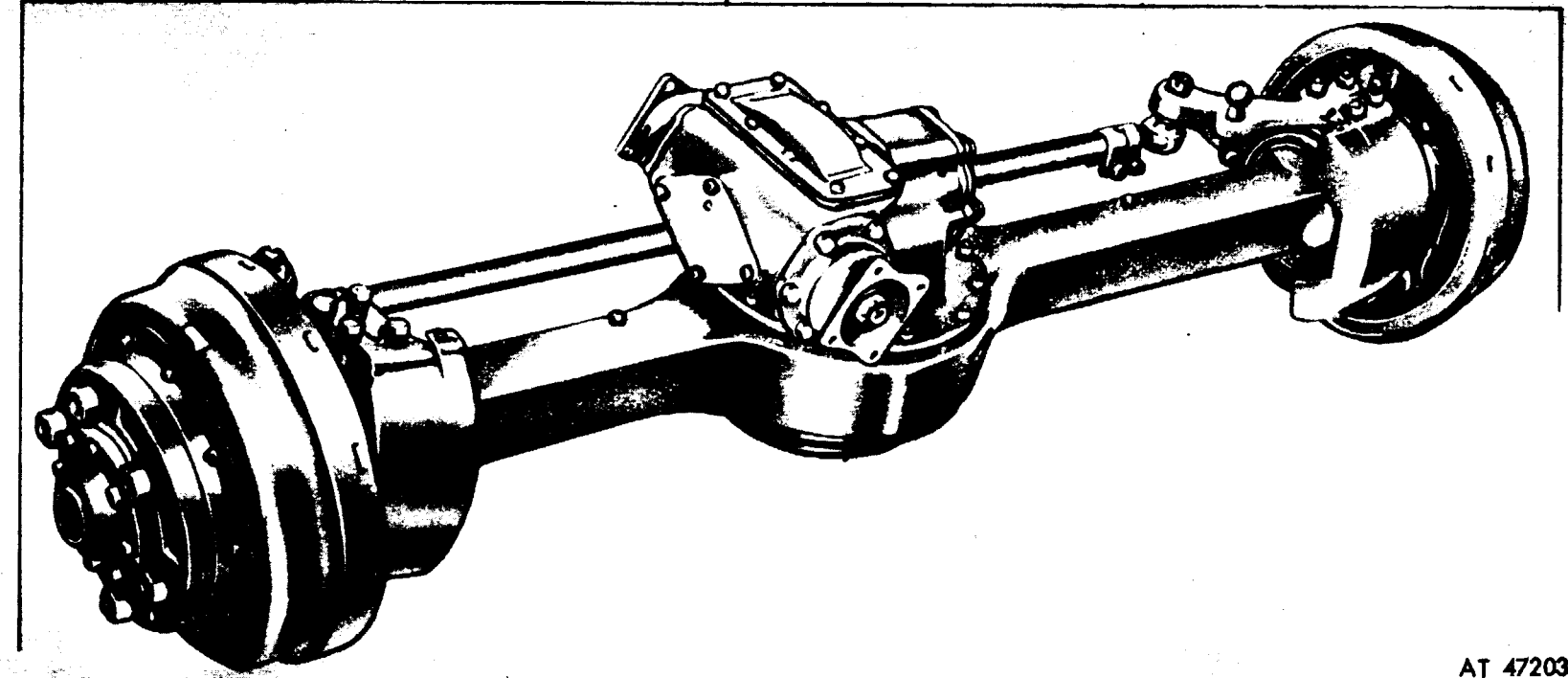


AT 47201

*Figure 62. Propeller shaft assemblies transfer to forward rear axle and center bearing to forward rear axle.*



AI 47200



AT 47203

Figure 64. Front axle assembly.



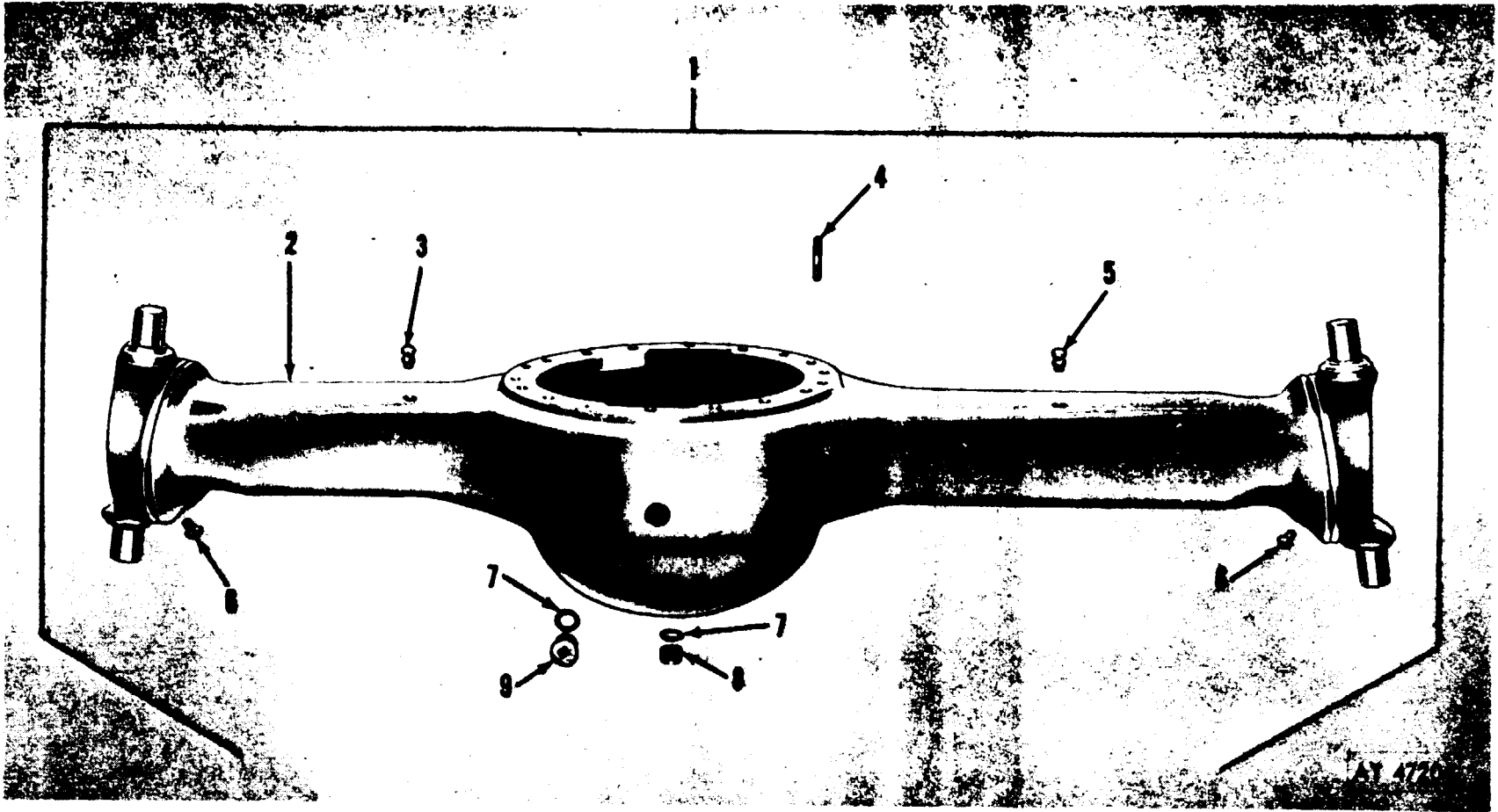


Figure 65. Front axle housing assembly.


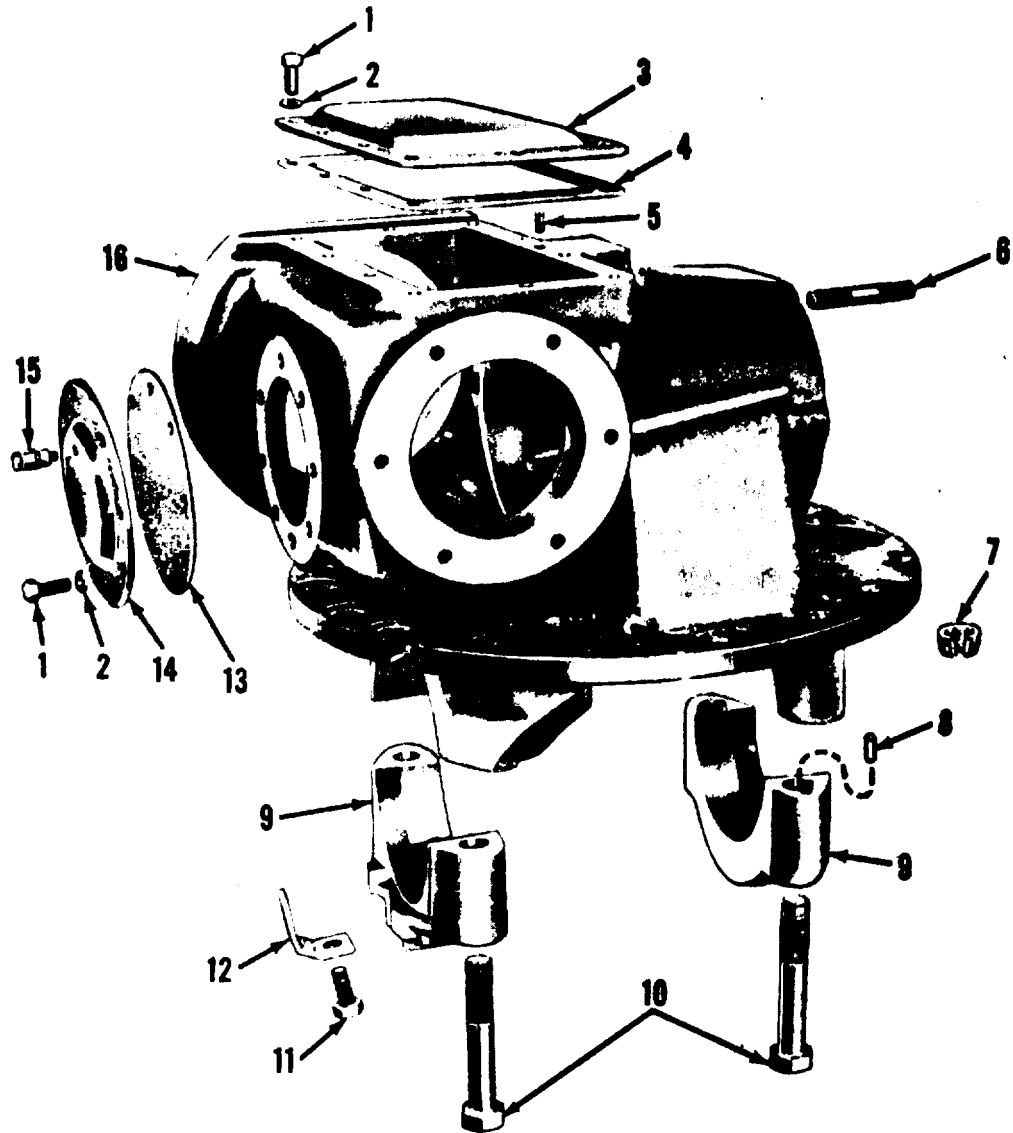


Figure 66. Differential carrier assembly.



AT. 47206

Figure 67. Differential carrier and covers.

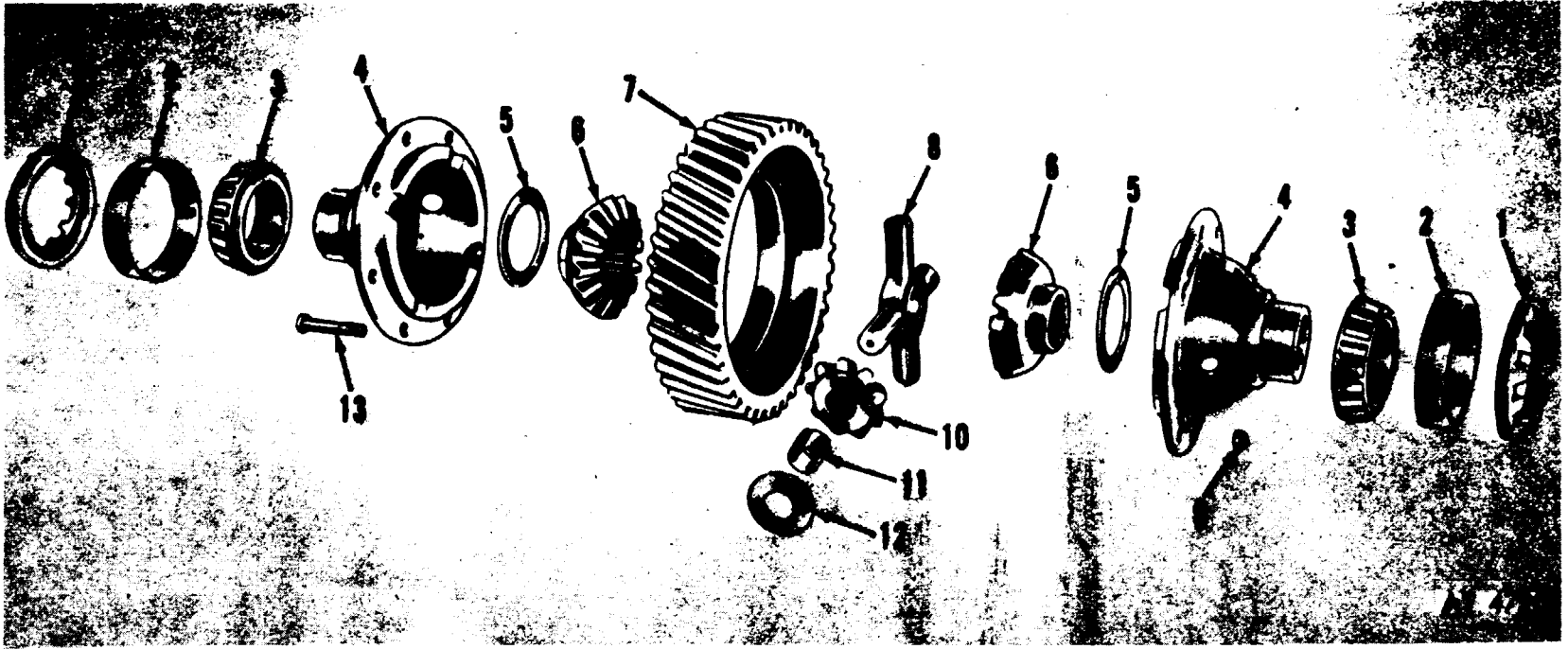



Figure 68. Differential case and gears.



*Figure 69. Differential hypoid drive shaft and bearings.*

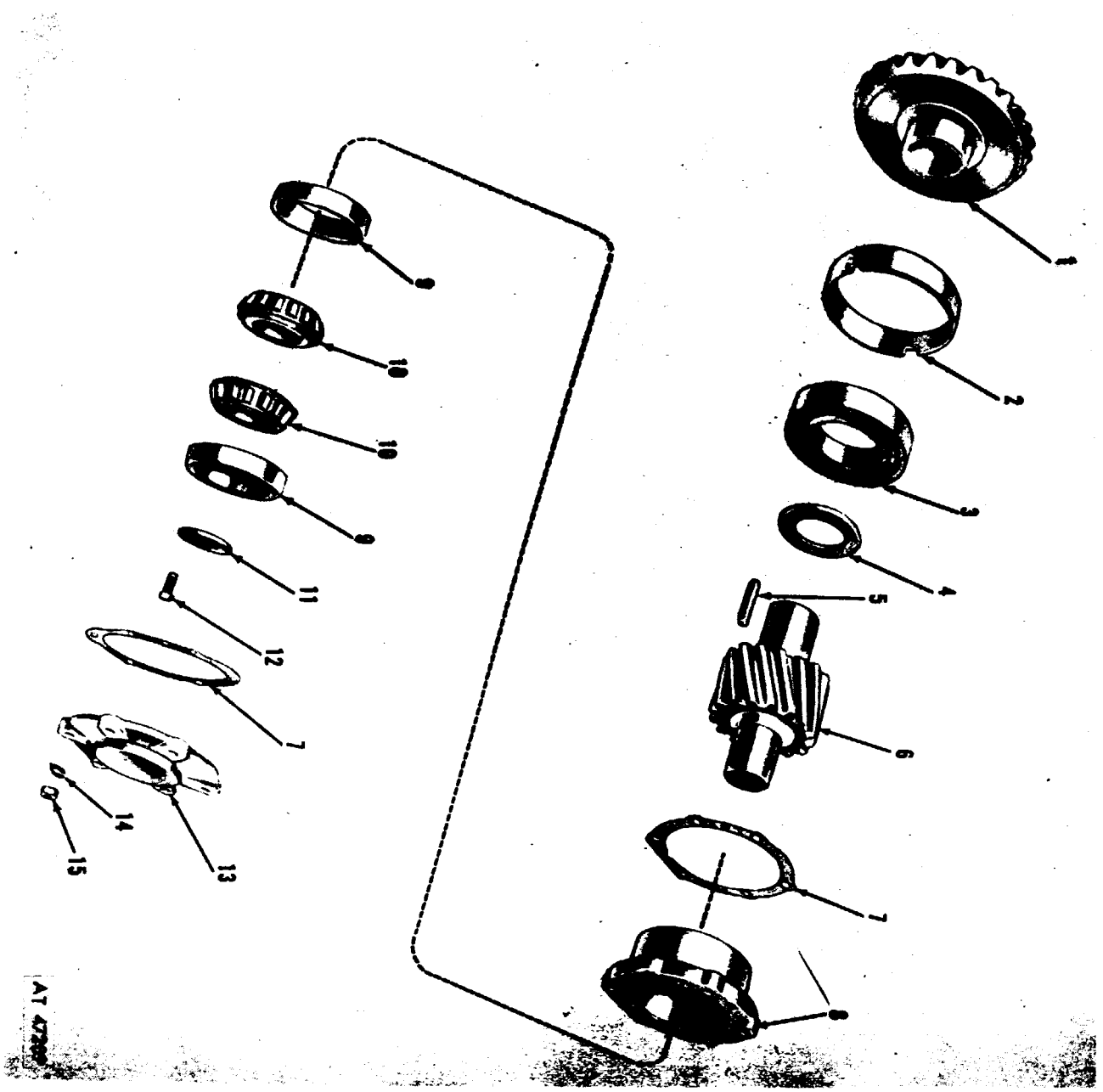
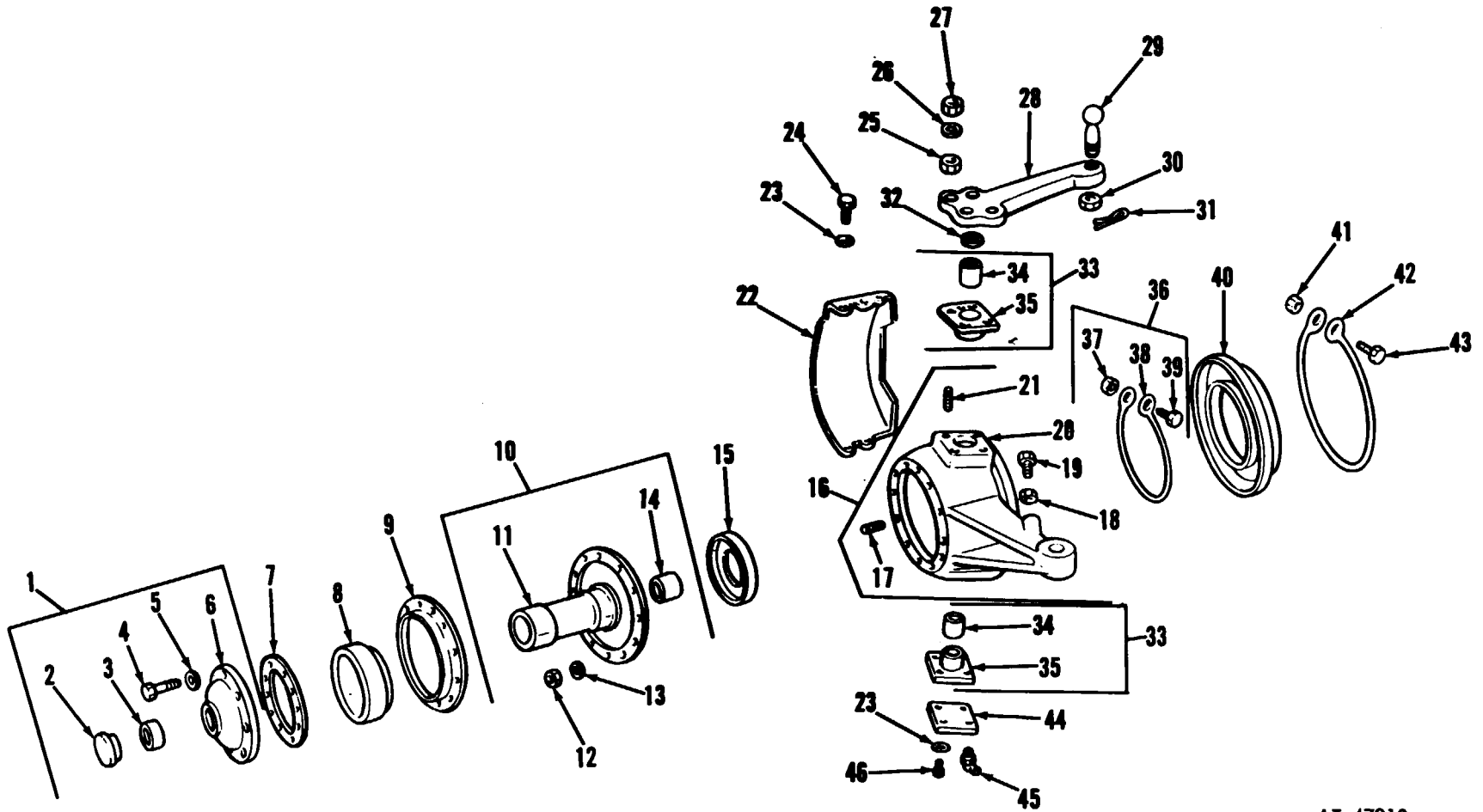


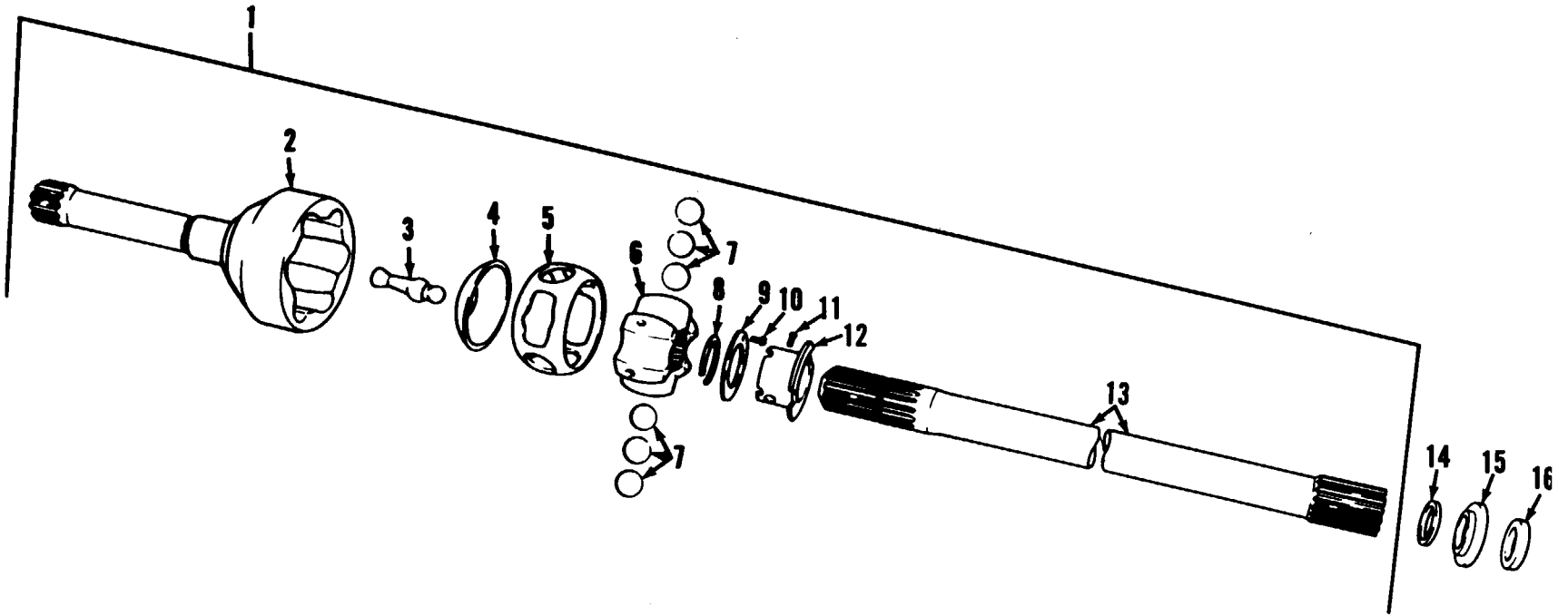
Figure 70. Differential helical drive pinion and bearings.

AT 47500



AT 47210

Figure 71. Steering knuckle and related parts.



AT 47211

Figure 72. Front axle shaft with universal joint assembly.




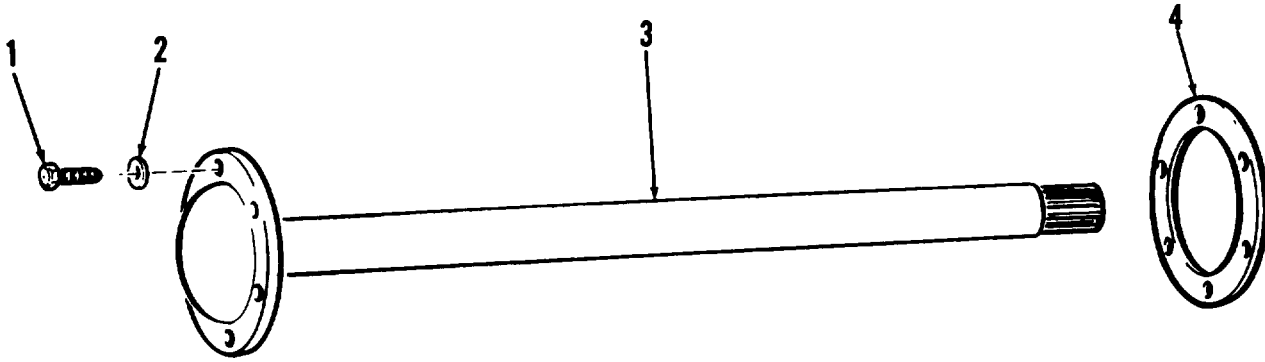



Figure 73. Rear axle assembly.



AT 47213

*Figure 74. Rear axle shaft and related parts.*



*Figure 75. Rear axle housing and related parts.*

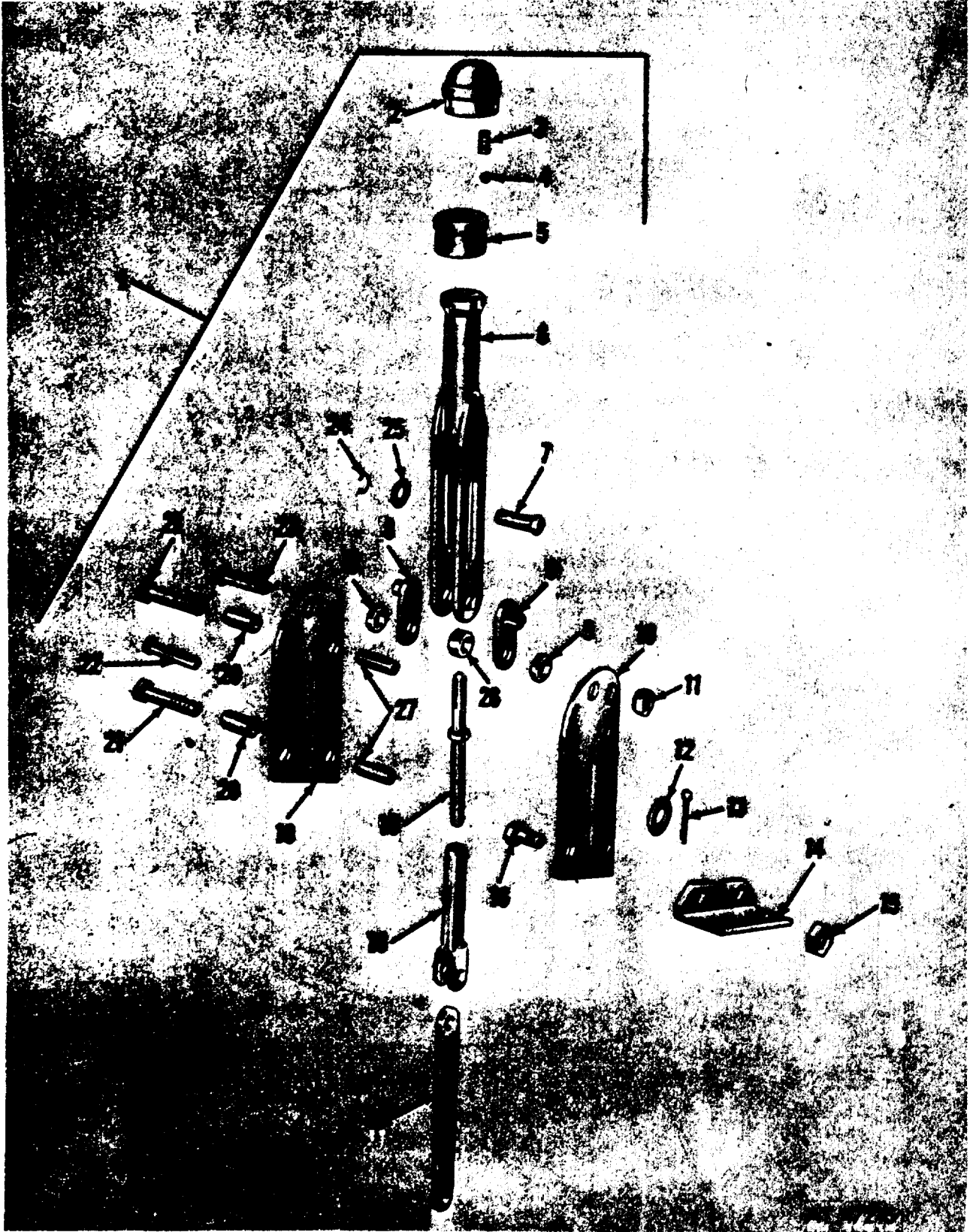


Figure 76 Parking lever assembly.

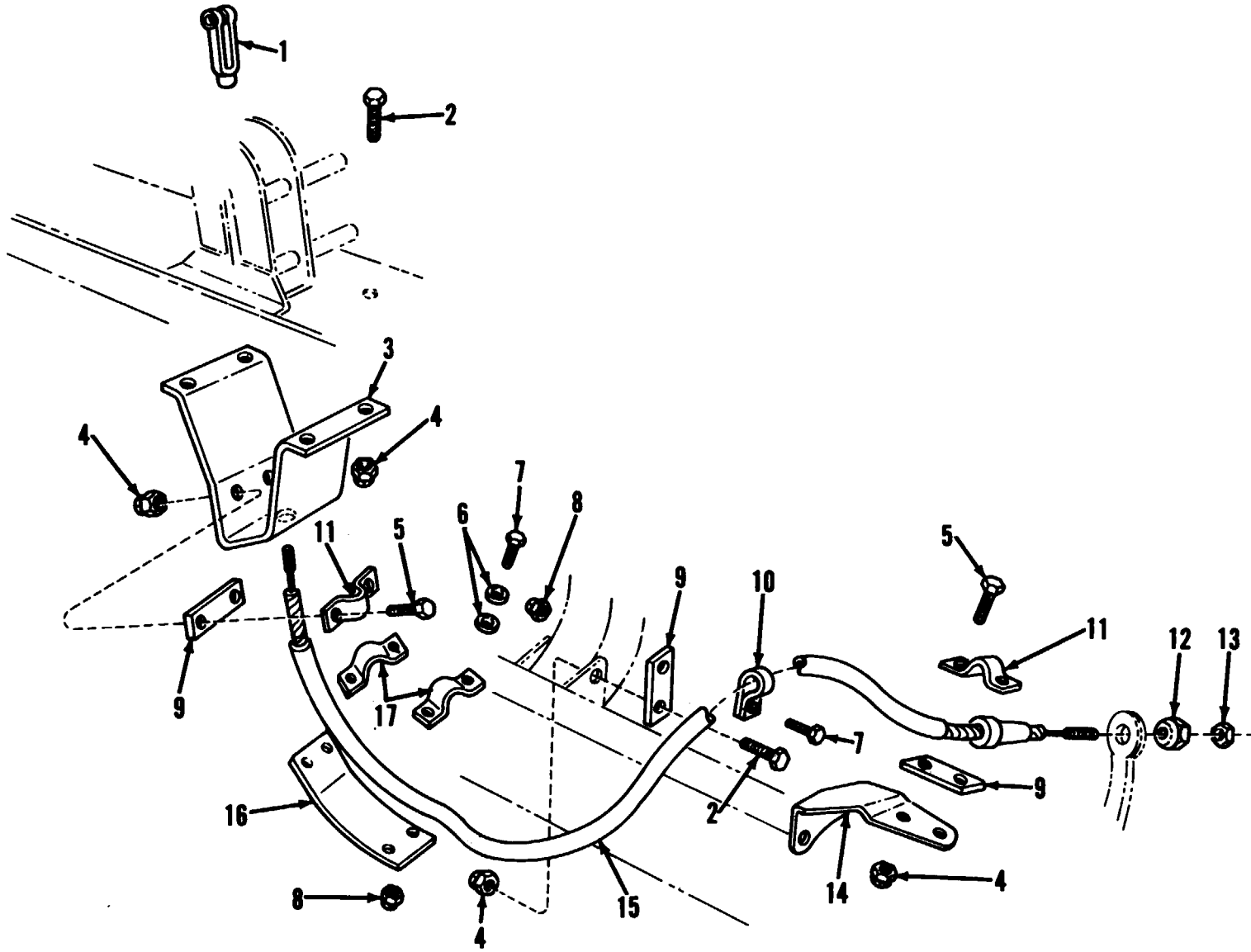
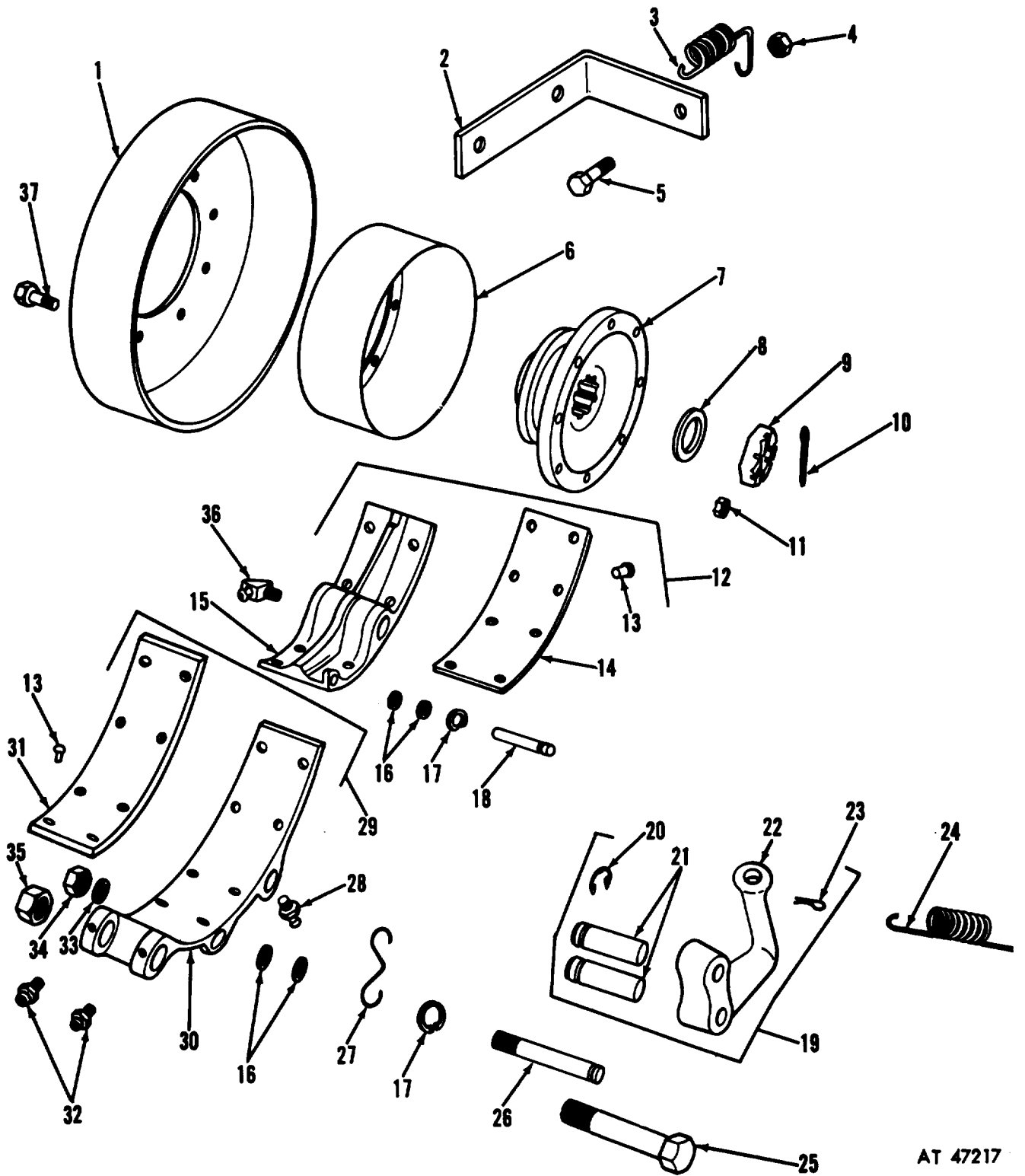


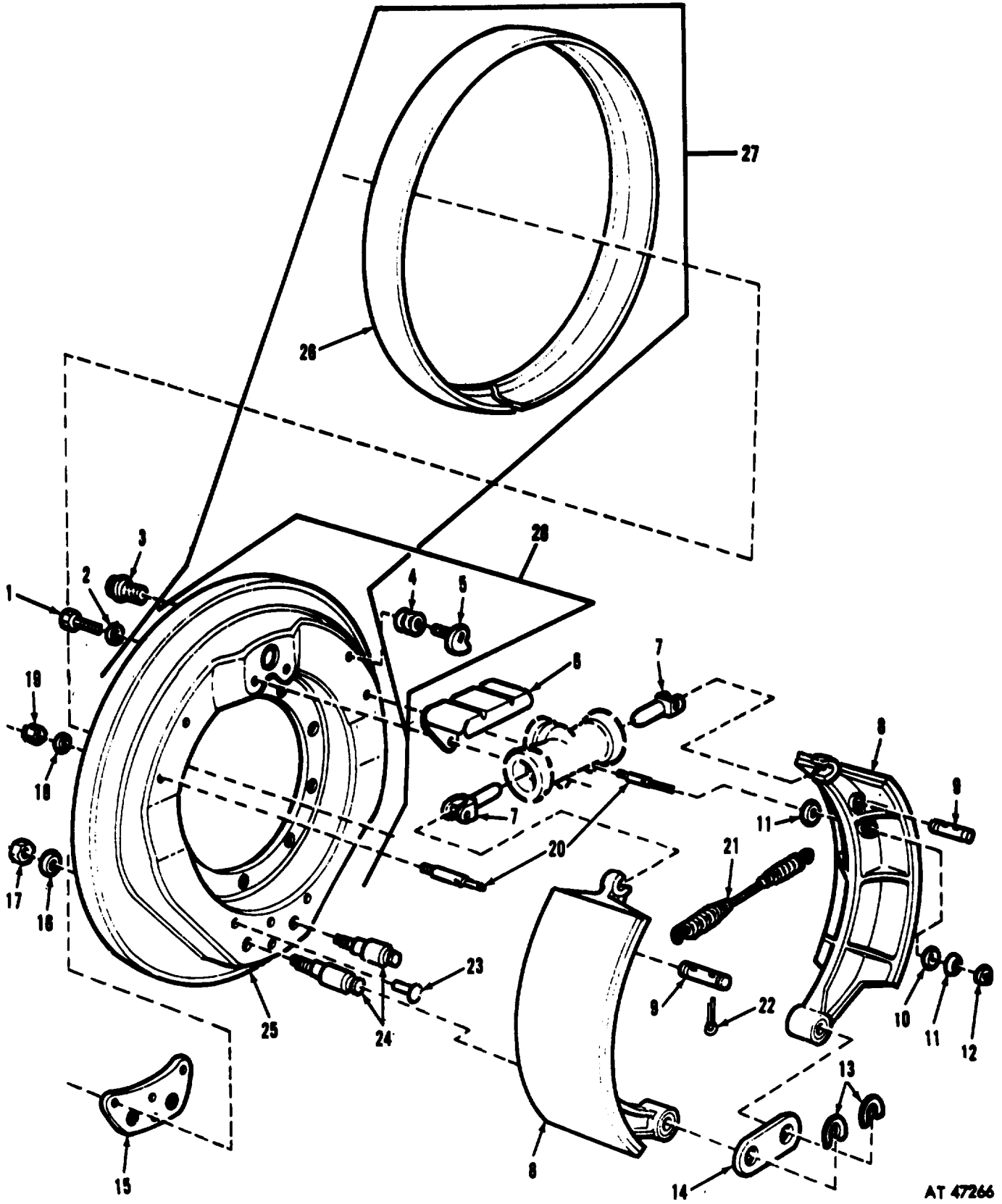
Figure 77. Parking brake cable and related parts.

AT 47216




AT 47217

Figure 78. Parking brake drum and shoe.




AT 47266

Figure 79. Service brakes.



*Figure 80. Wheel cylinder and related parts.*



*Figure 81. Master cylinder assembly.*

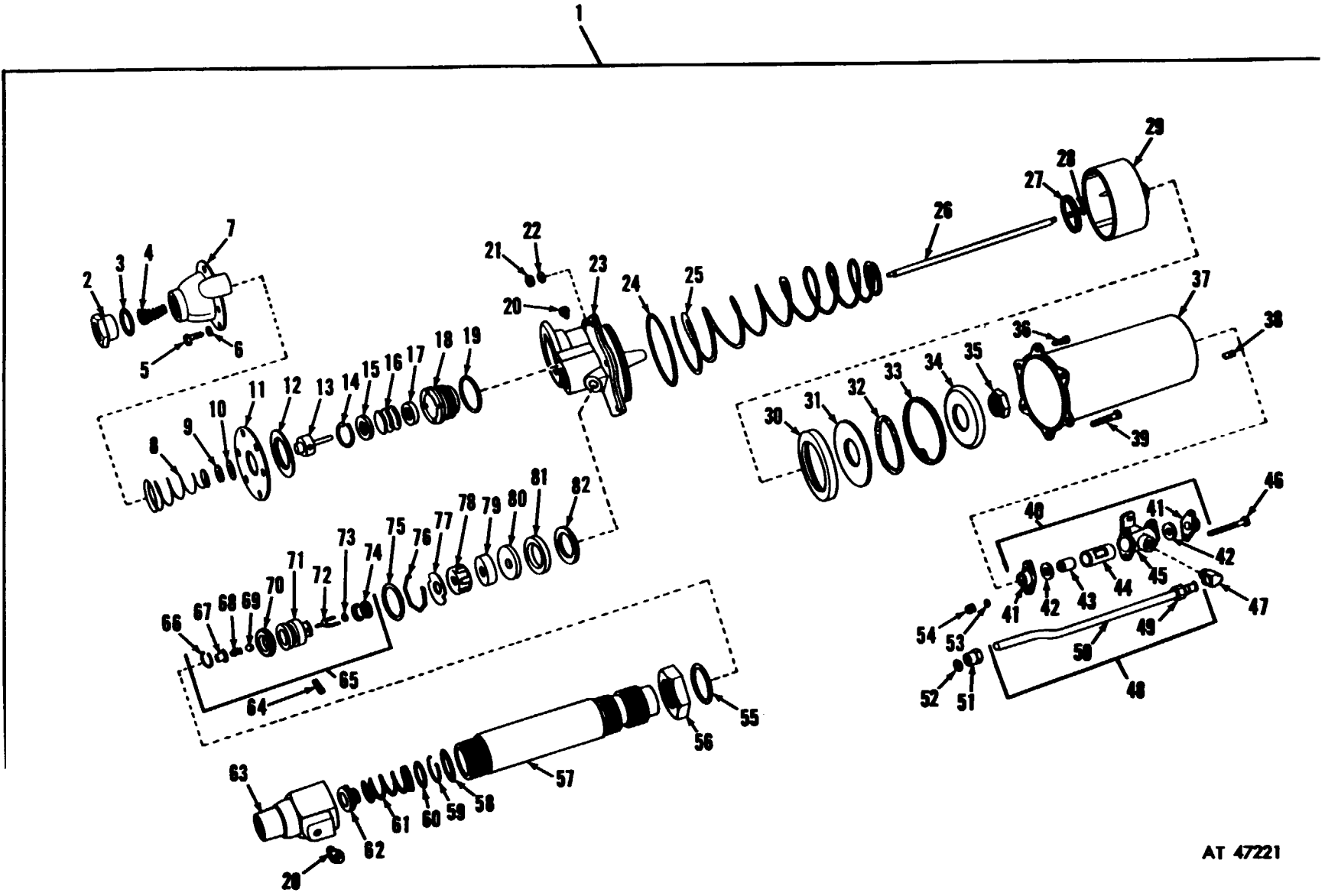


Figure 82. Hydraulic air cylinder.

AT 47221



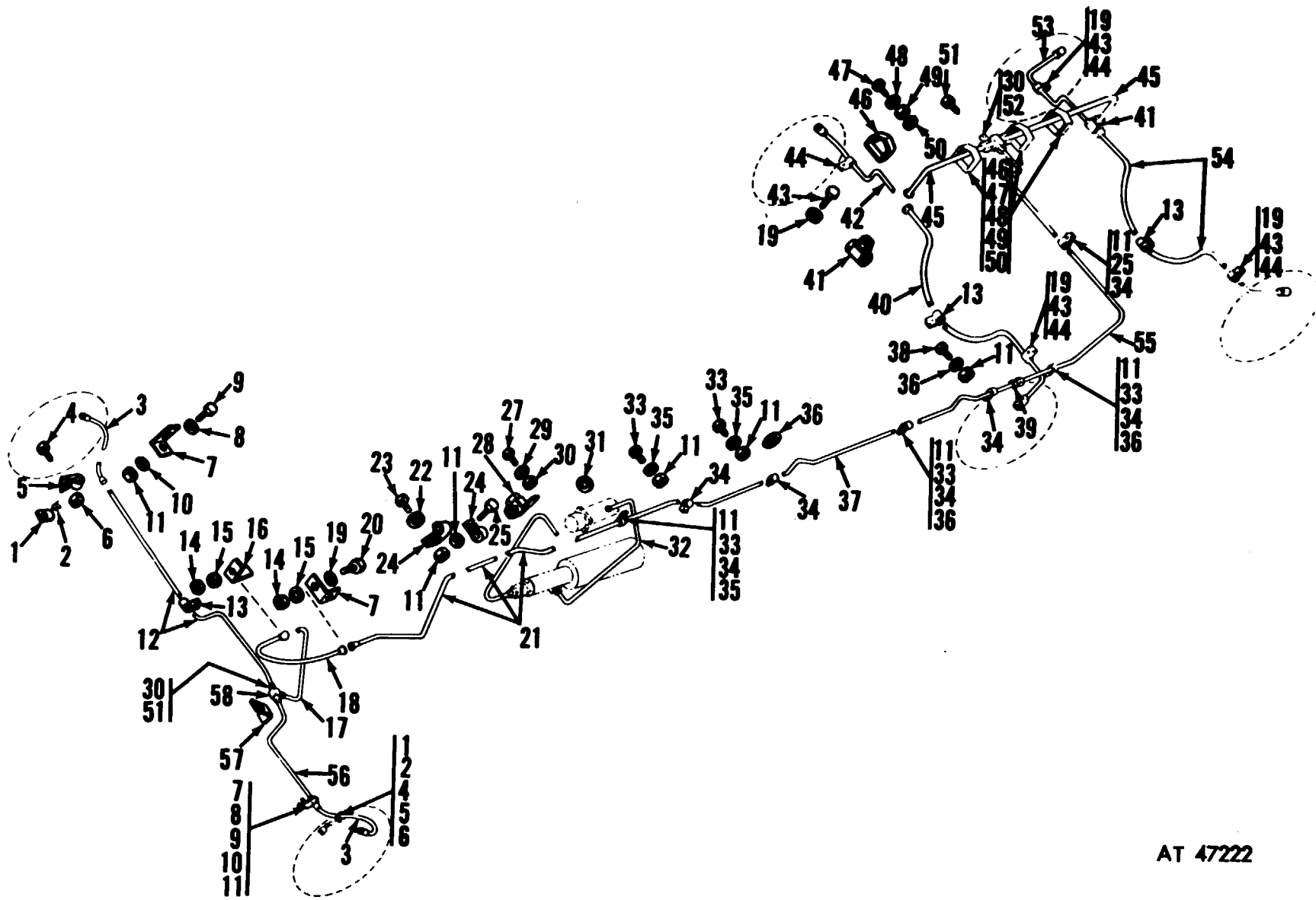


Figure 83. Hydraulic lines.

AT 47222


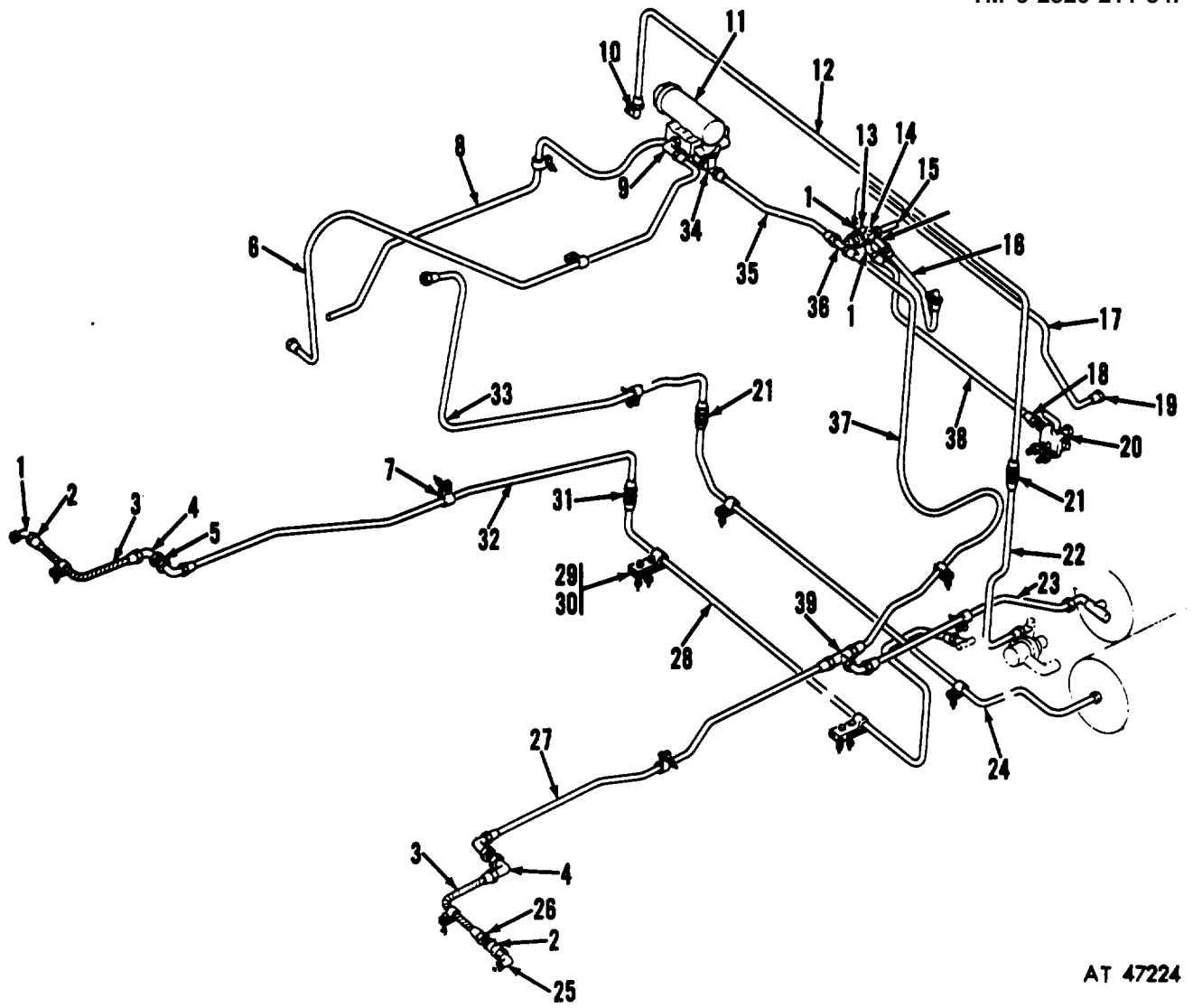
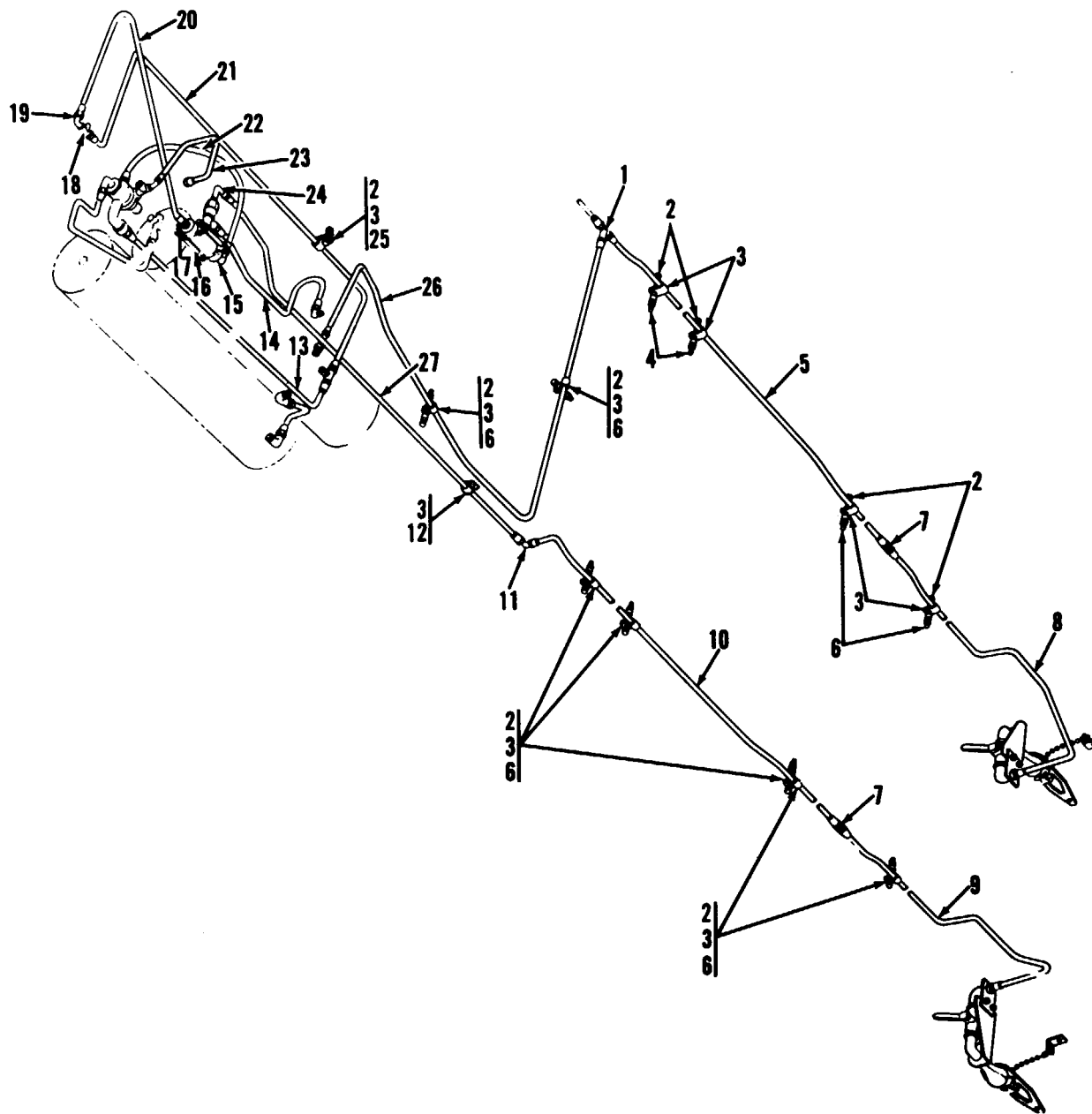


Figure 84. Brake pedal and linkage.



AT 47224

Figure 85. Front air lines.



AT 47225

Figure 86. Air lines (rear).


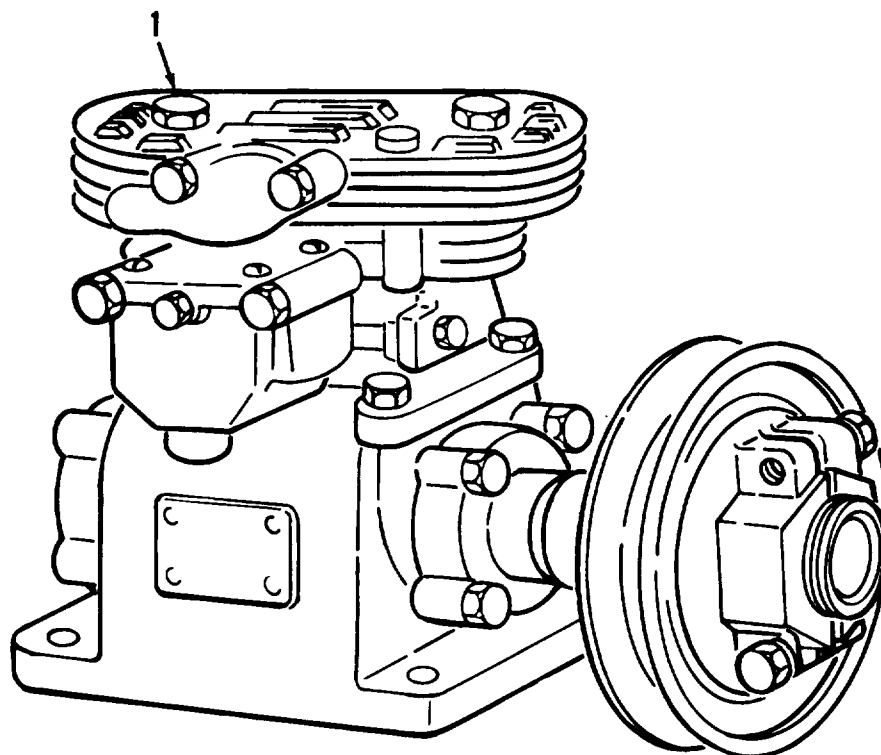
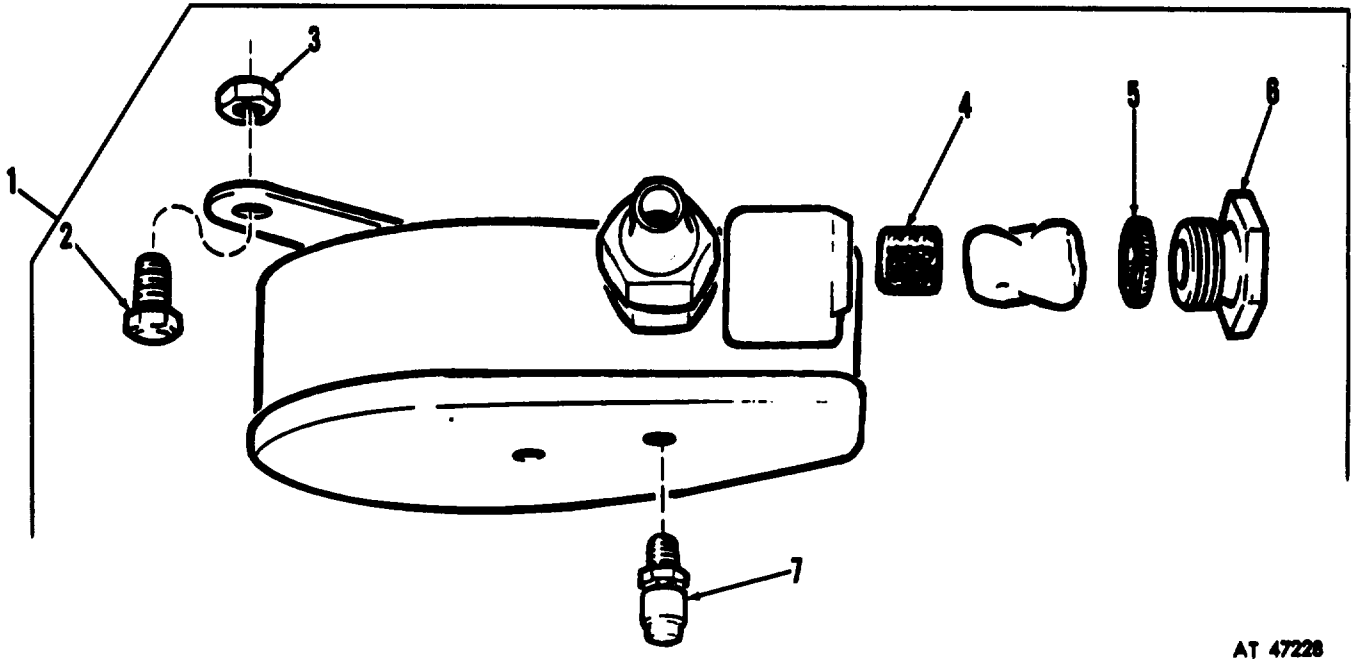


Figure 87. Air reservoir and safety valve.



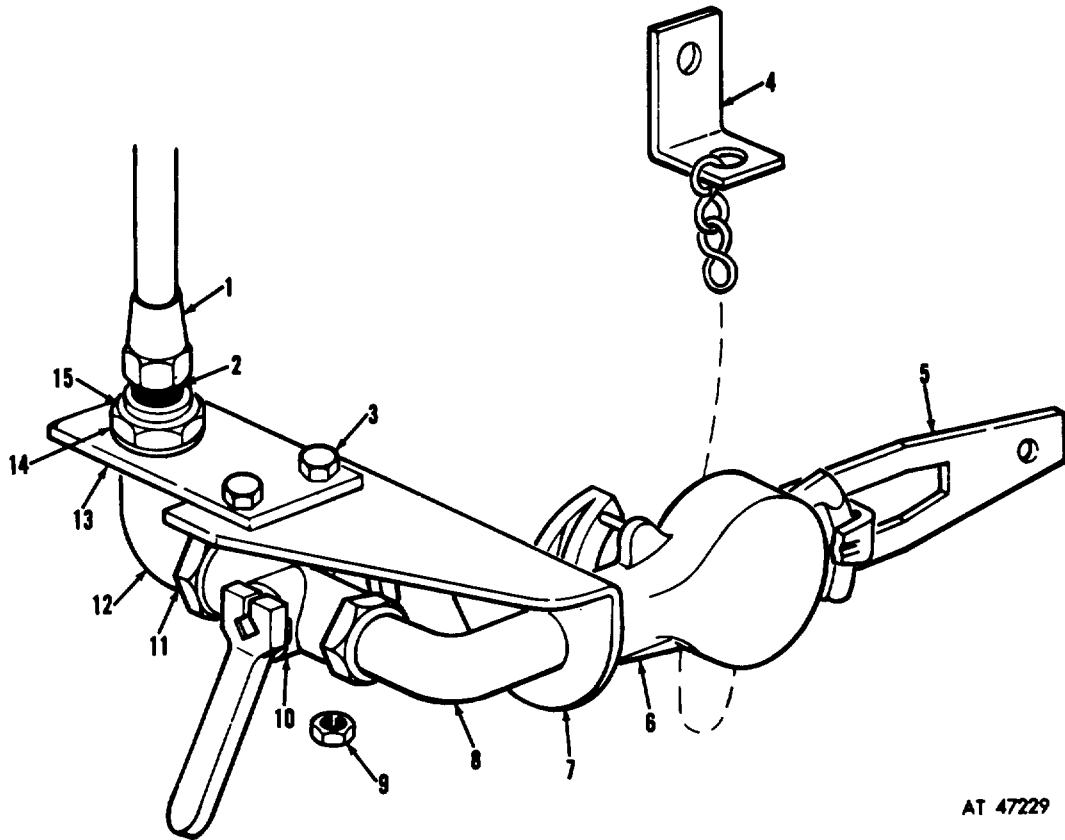
AT 47227

Figure 88. Air compressor assembly.



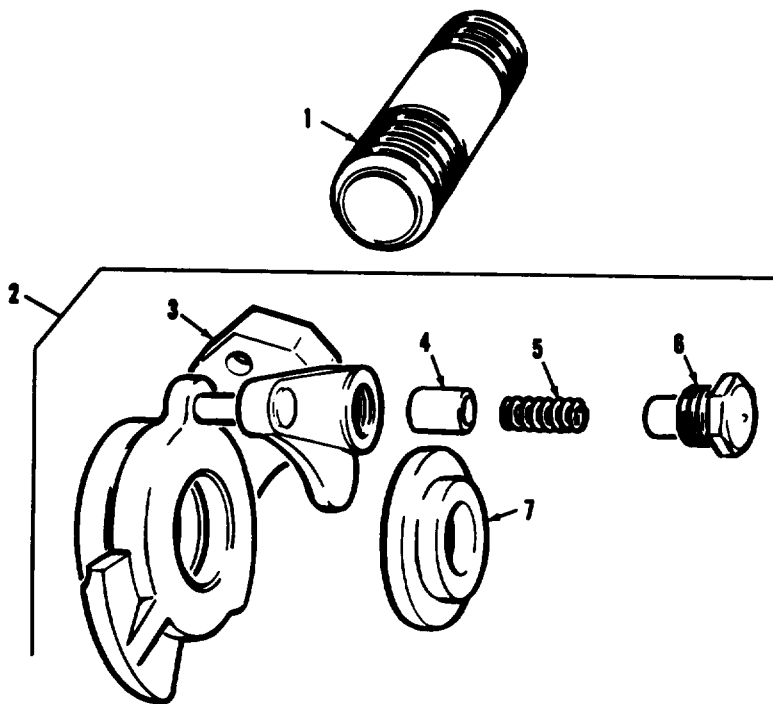
AT 47228

Figure 89. Air governor assembly.



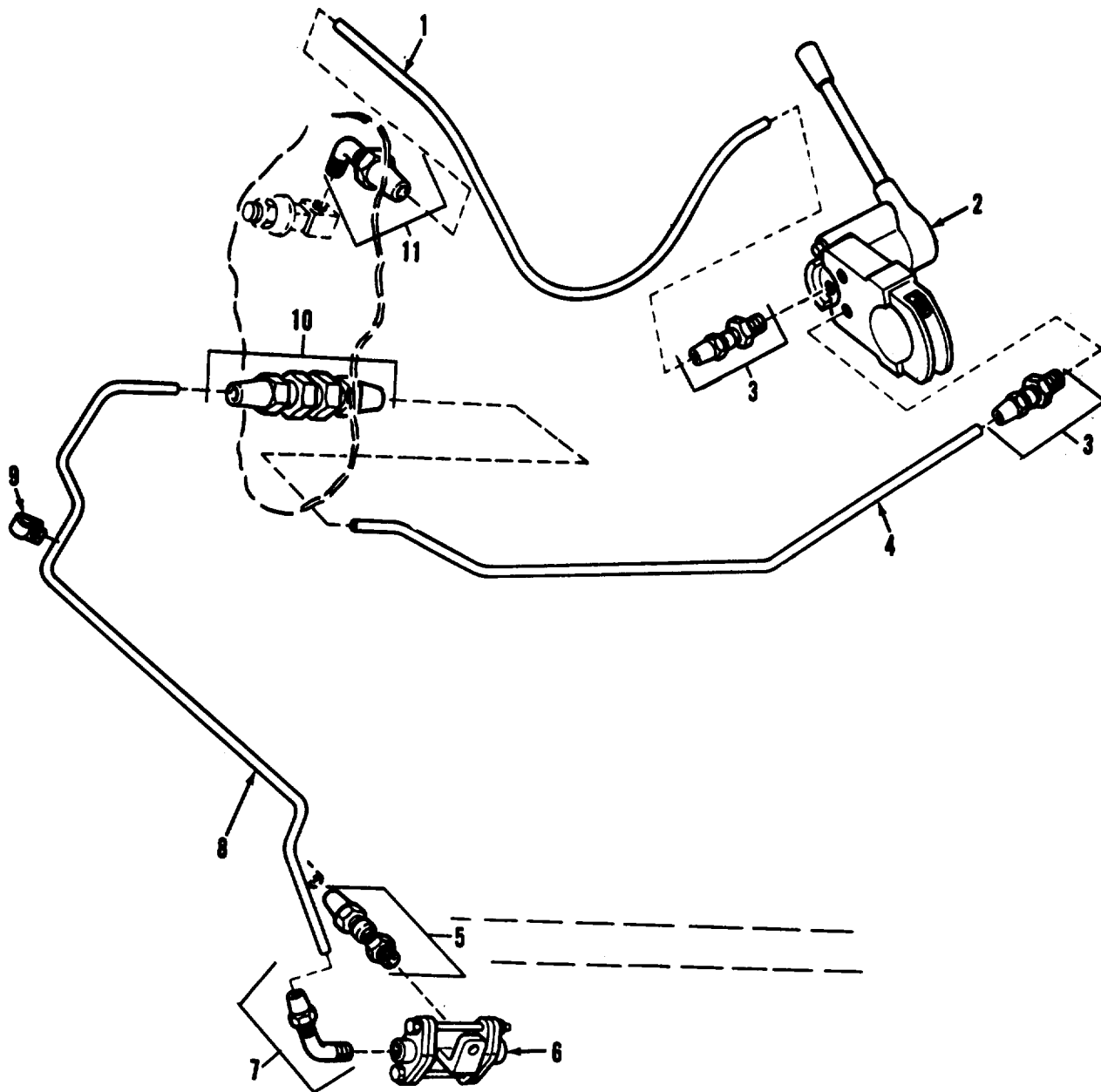
AT 47229

Figure 90. Trailer connections.



AT 47230

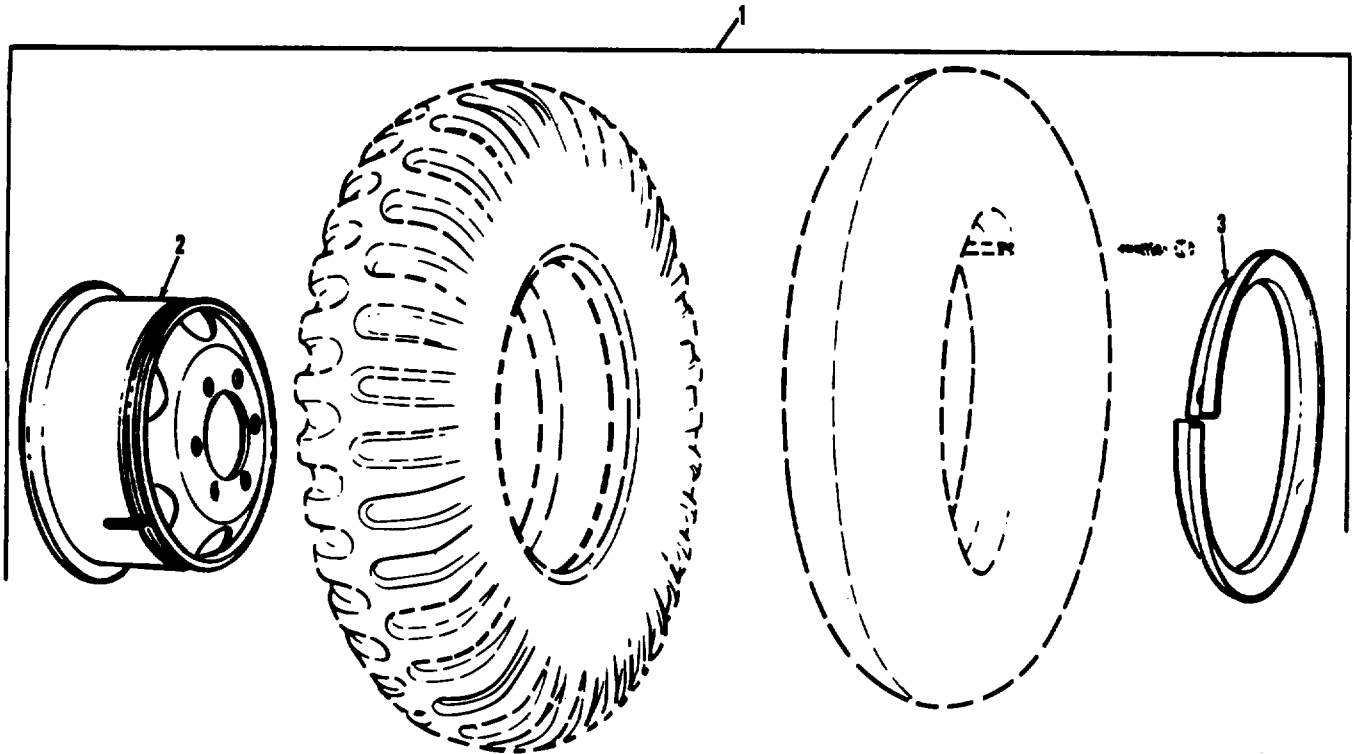
Figure 91. Trailer coupling assembly.



AT 47231

Figure 92. Trailer brake control and related parts.





AT 47232

Figure 93. Wheel with ring assembly.


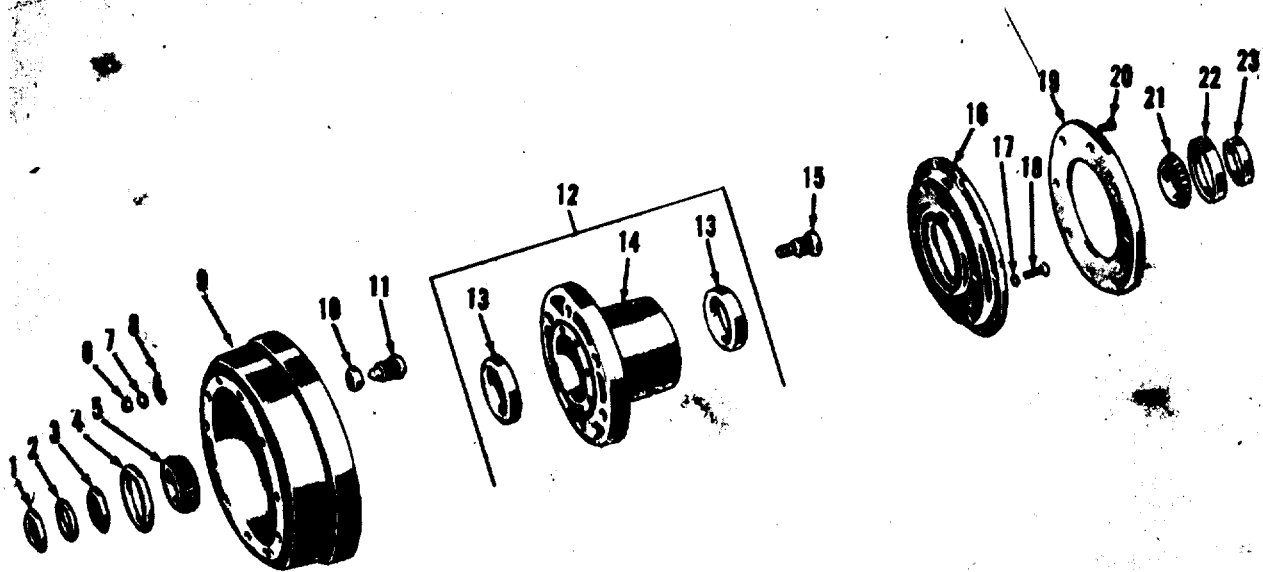
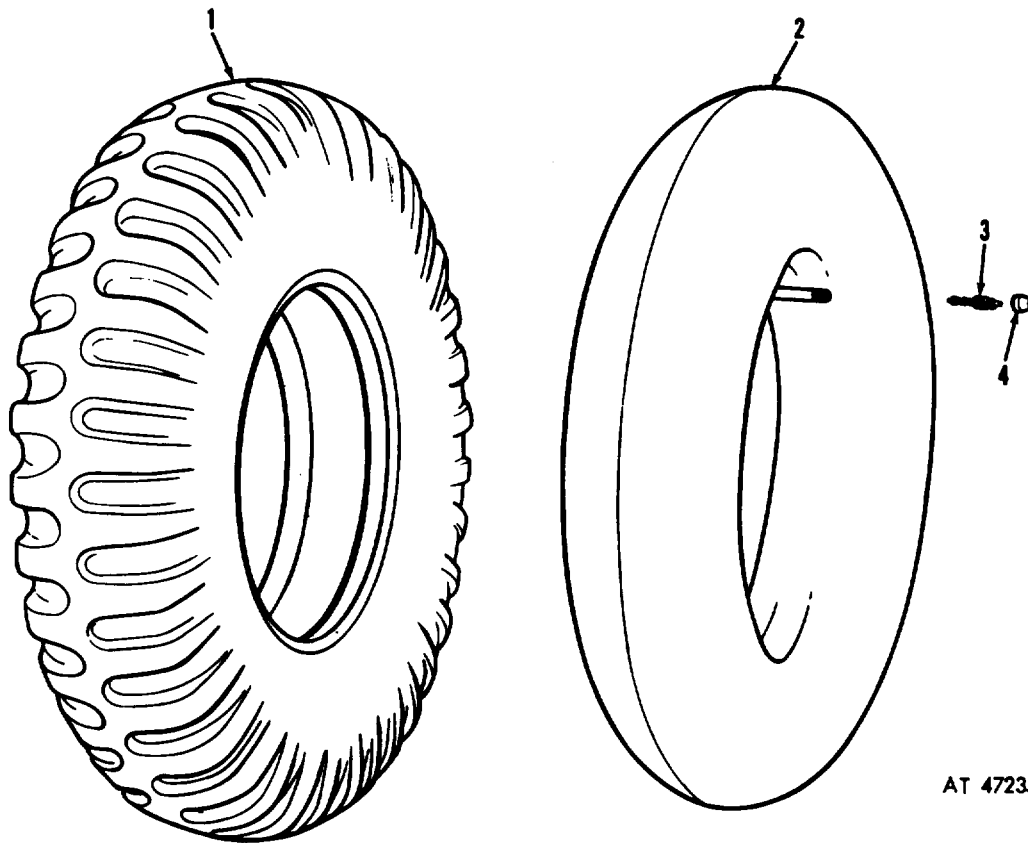


Figure 94. Front wheel hub and brakedrum.



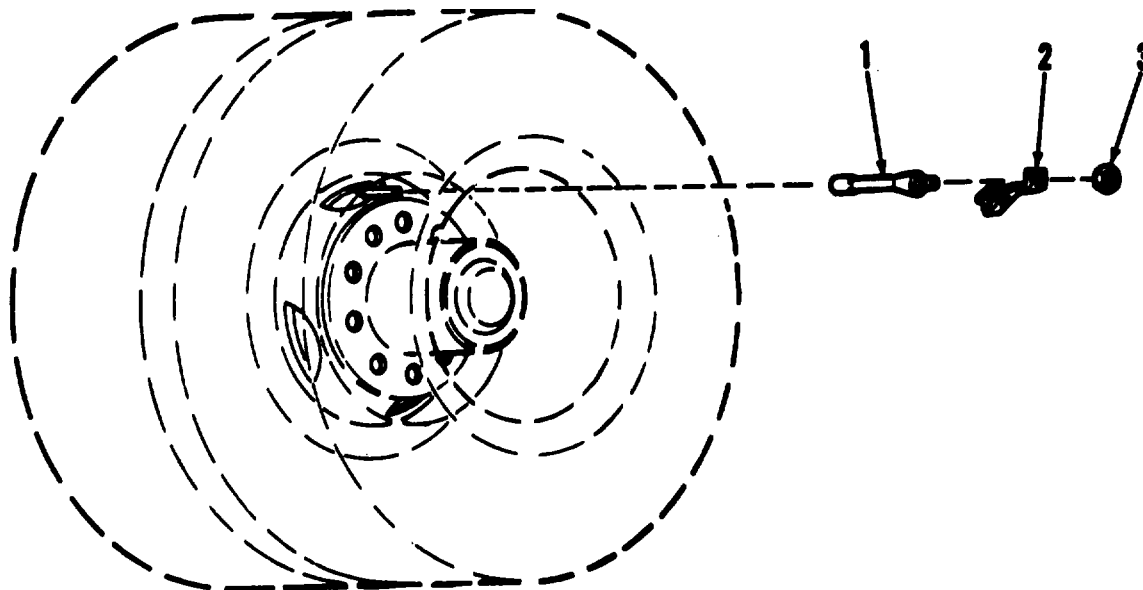
AT 47234

Figure 95. Rear axle hub assy, drum and related parts.



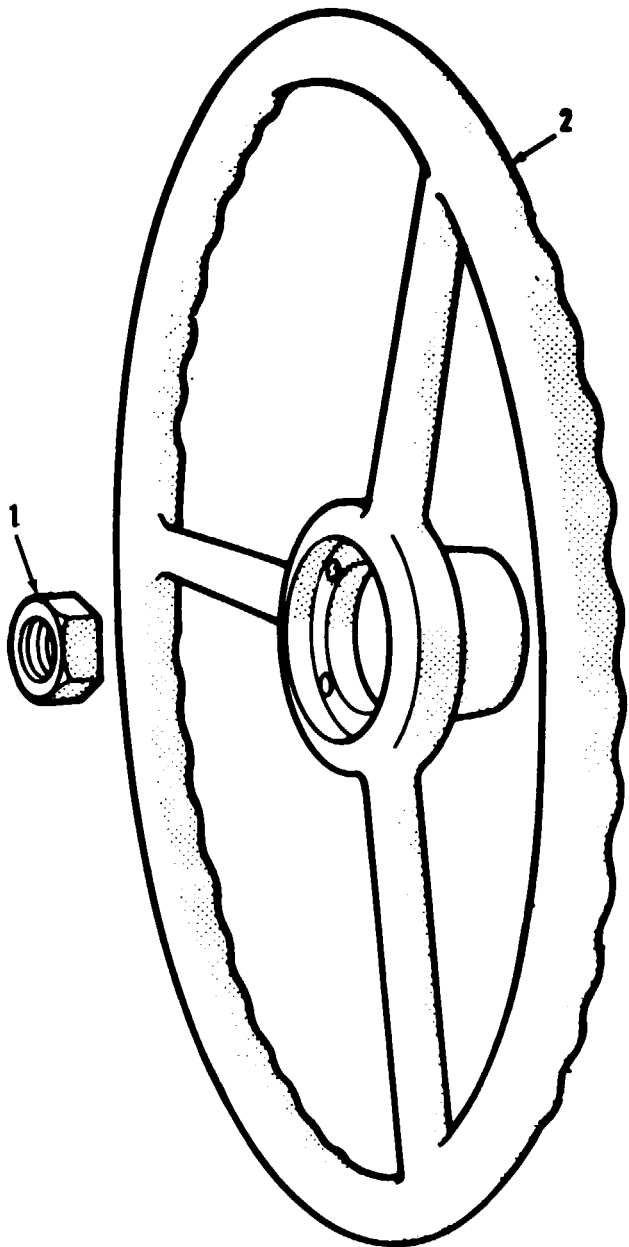
AT 47235

Figure 96. Tire and inner tube, pneumatic.



AT 47236

Figure 97. Tire valve extension



AT 47237

Figure 98. Steering wheel.




Figure 99. Steering lever and bracket.

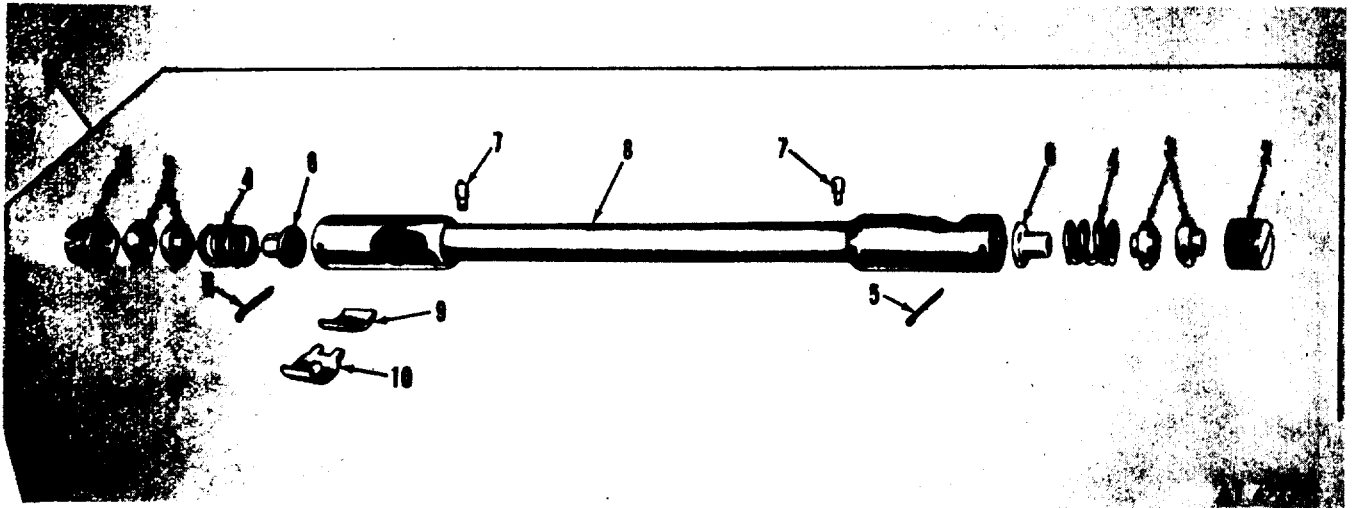


Figure 100. Drag link assembly.




Figure 101. Tie rod assembly.

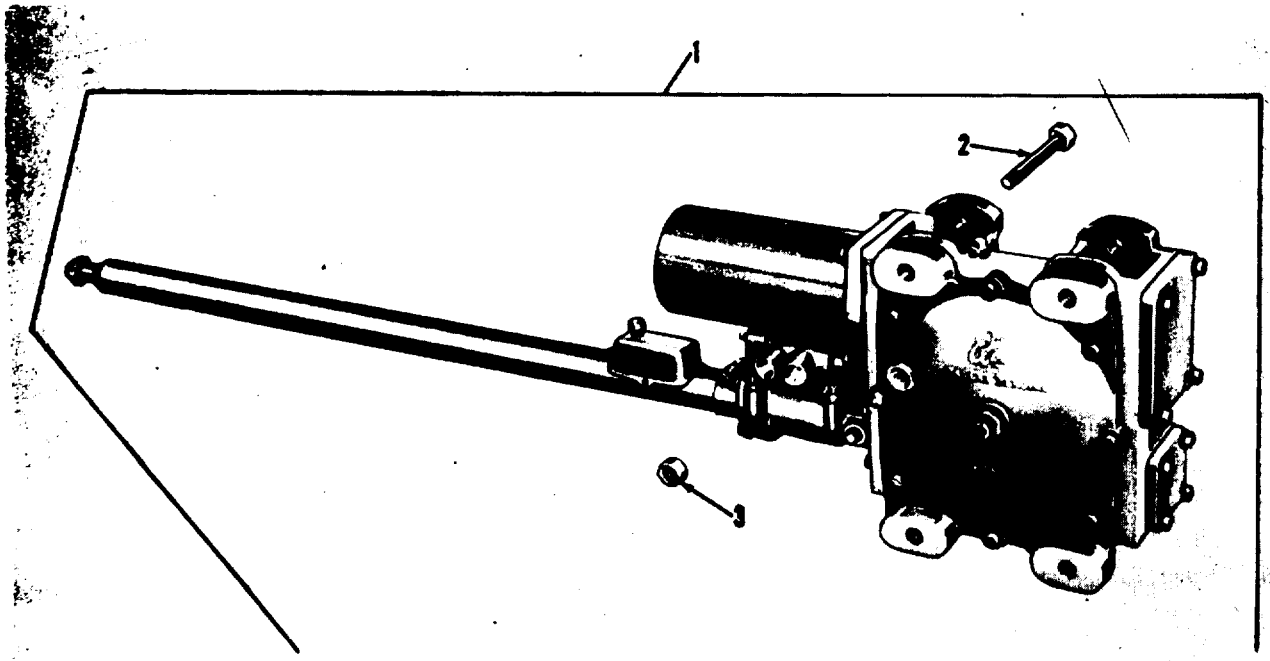


Figure 102. Steering gear assembly (1 of 3).

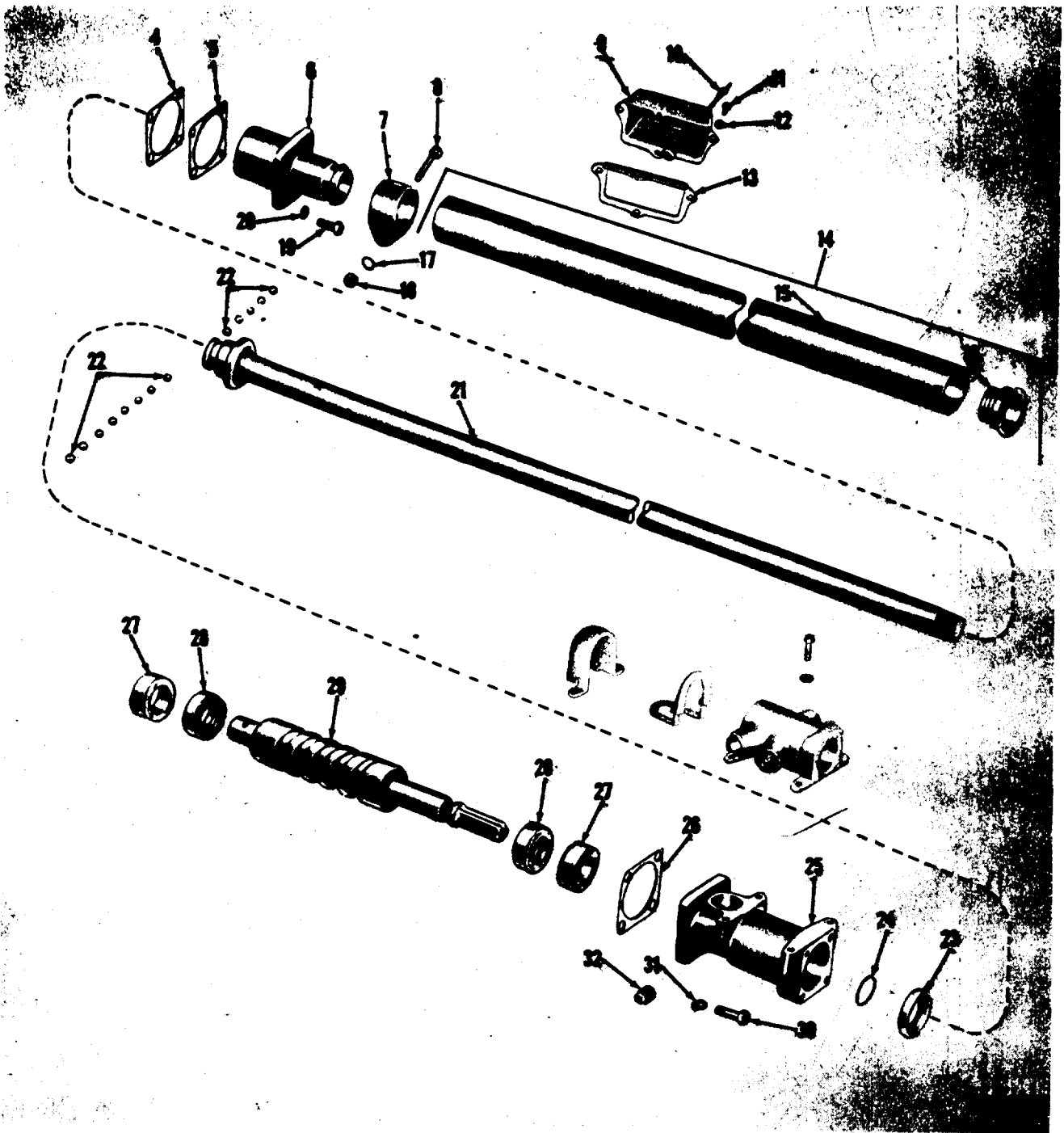
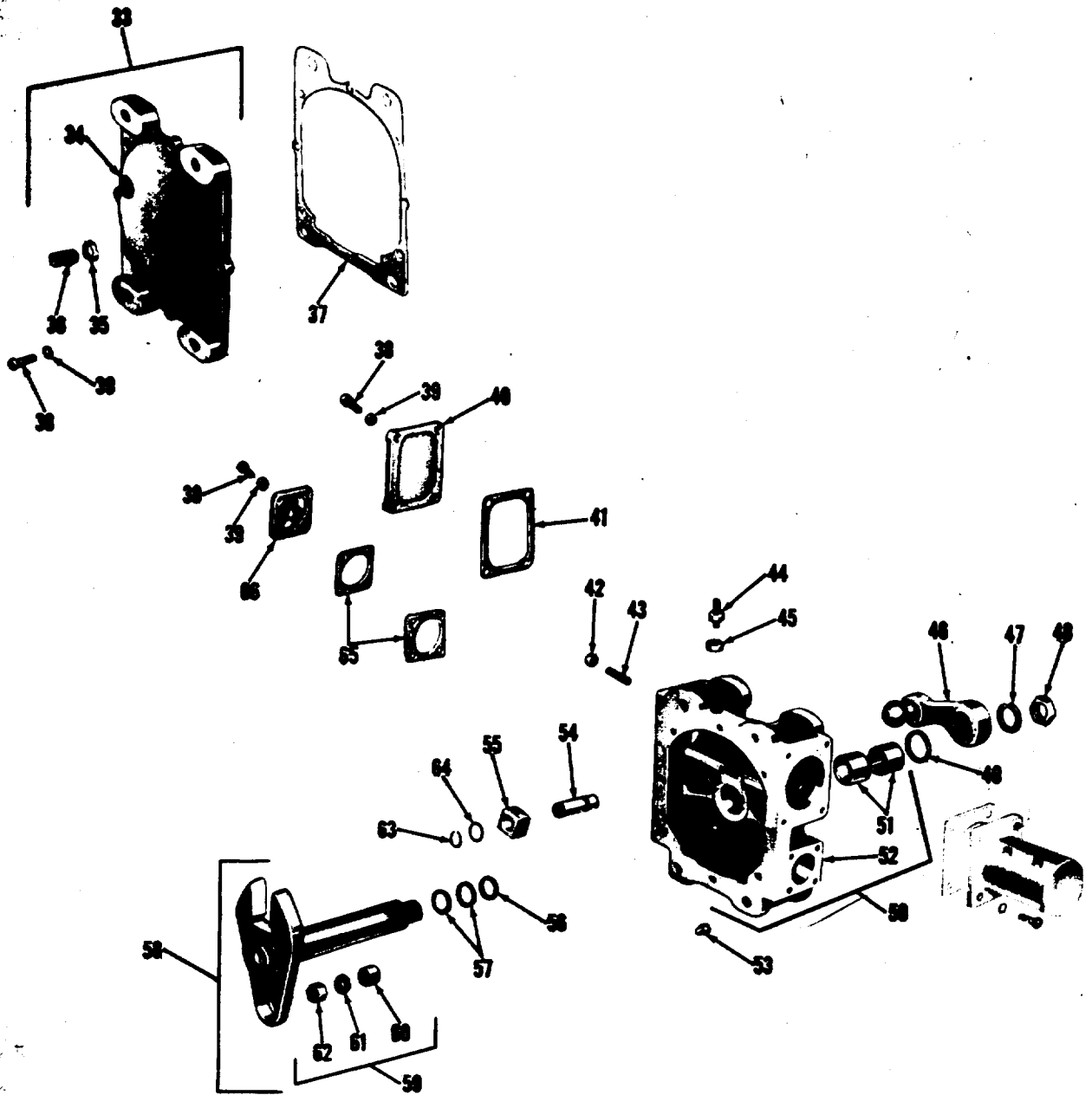


Figure 102. Steering gear assembly (2 of 3).





AT 47243

Figure 102. Steering gear assembly (3 of 3).

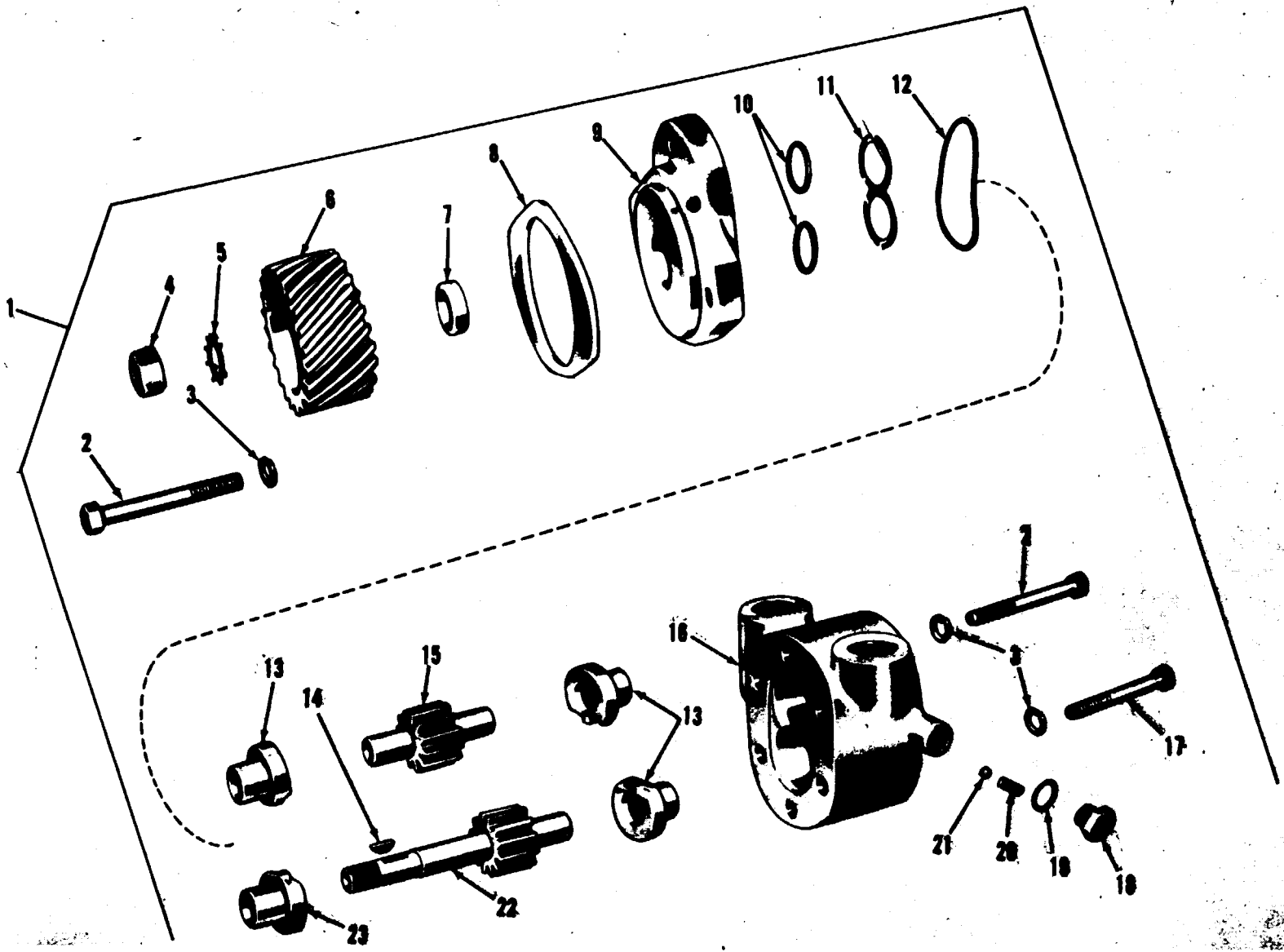


Figure 103. Hydraulic pump assembly.

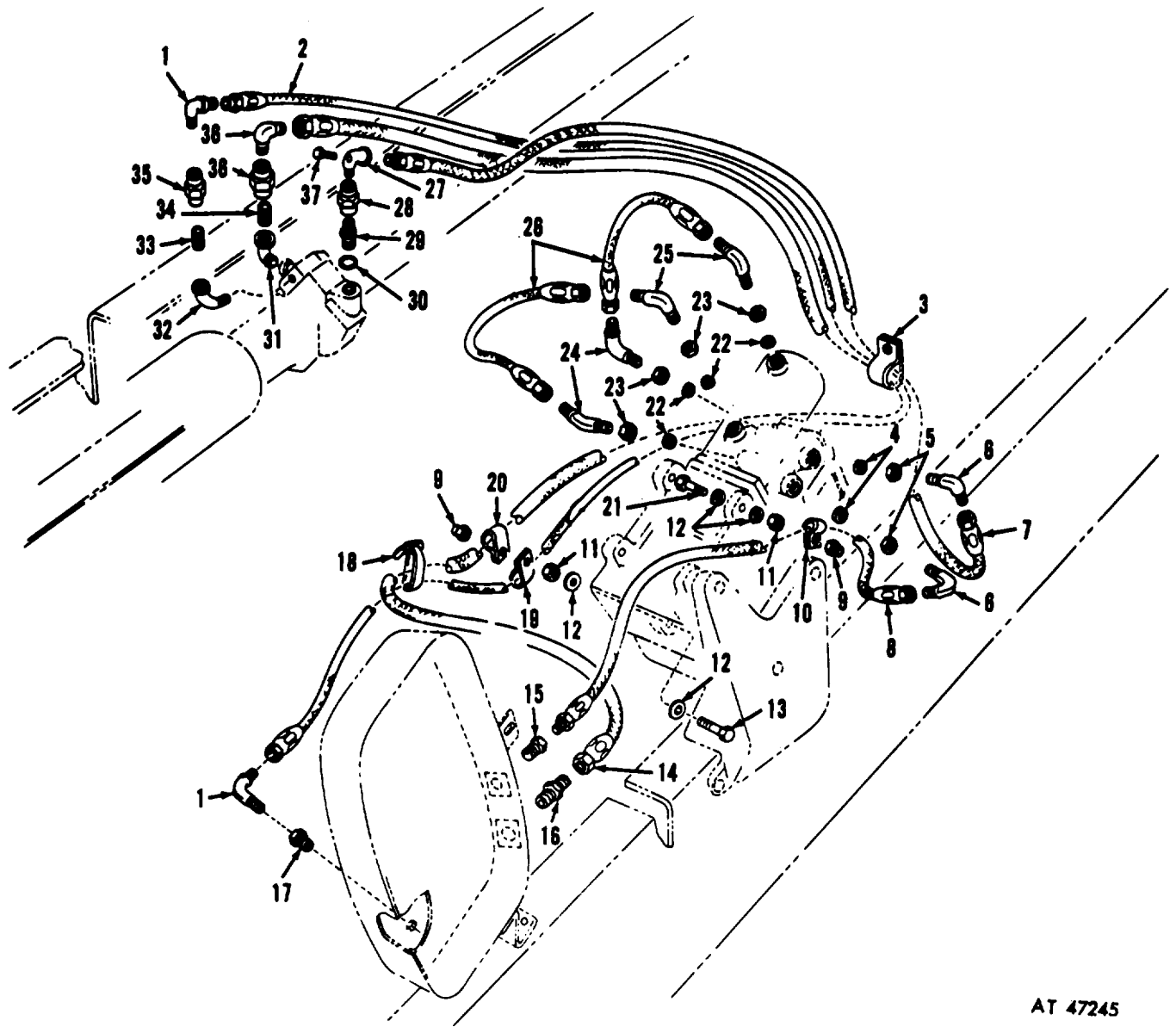


Figure 104. Power steering piping — and multifuel.

AT 47245

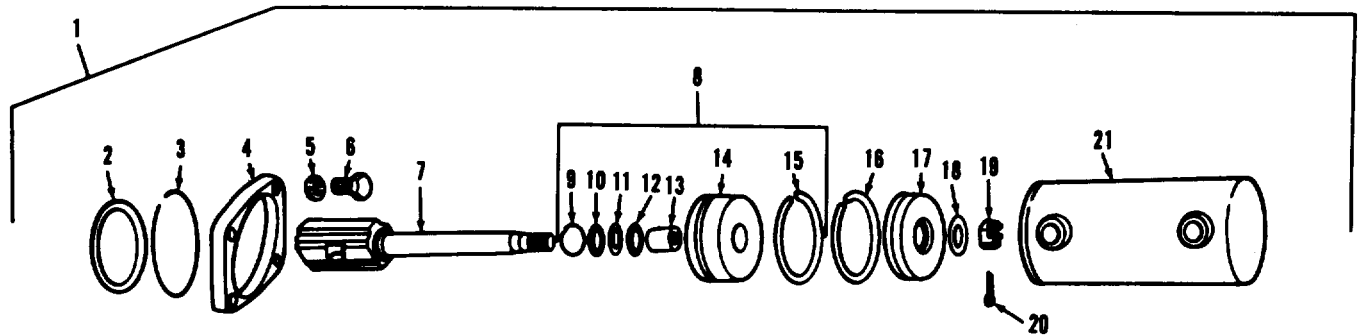
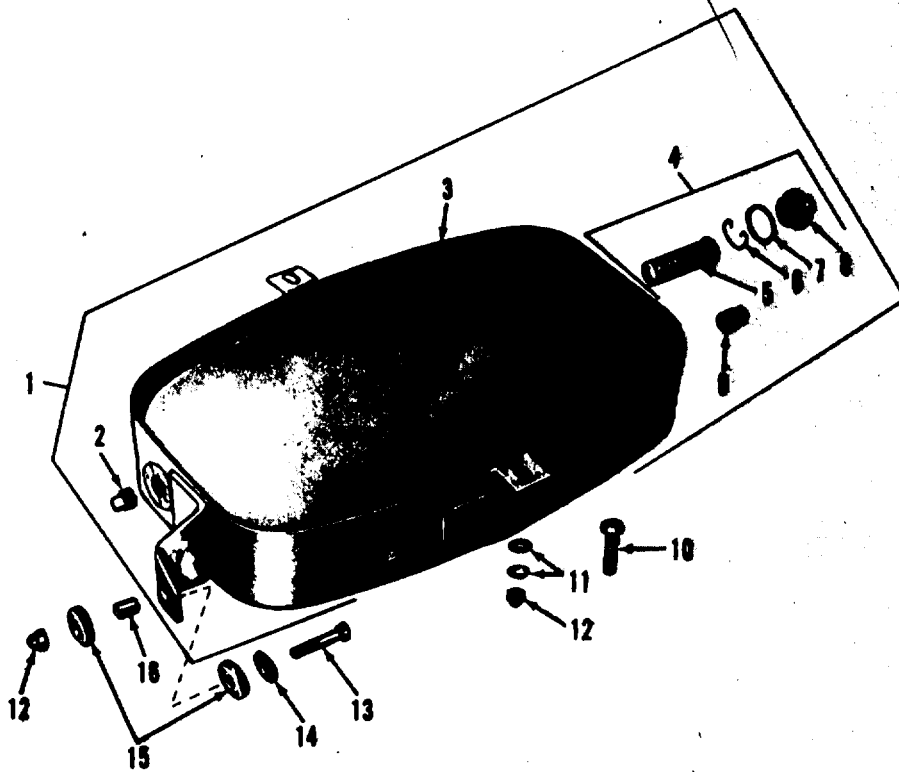


Figure 105. Power cylinder assembly (component of figure 102).

AT 47246



AT 47247

Figure 106. Reservoir assembly and related parts.

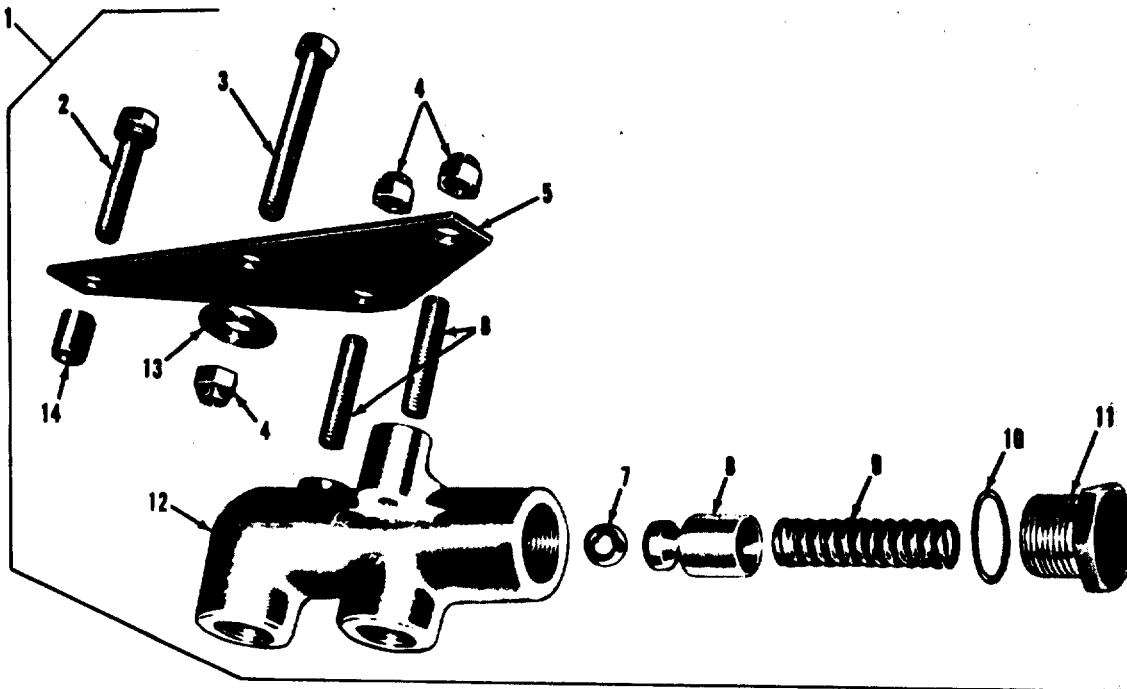


Figure 107. Relief valve assembly (component of figure 102).

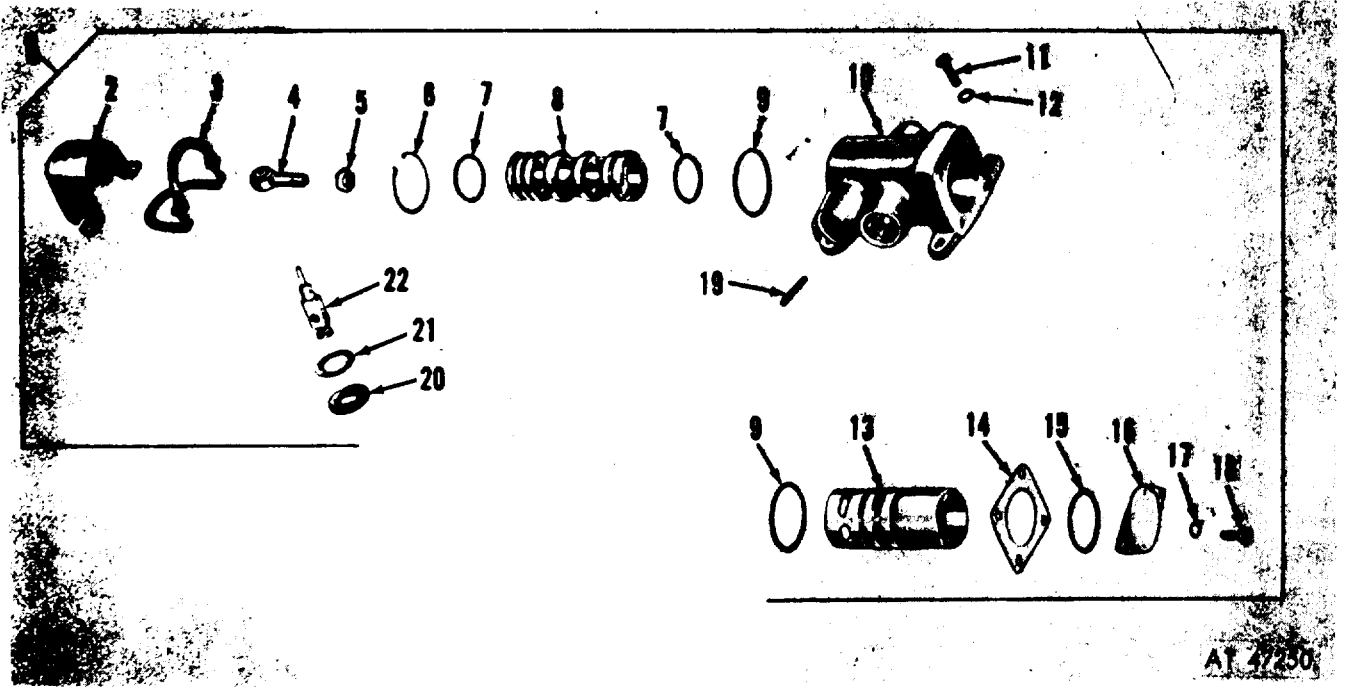


Figure 108. Steering gear hydraulic control valve assembly (component of figure 102).

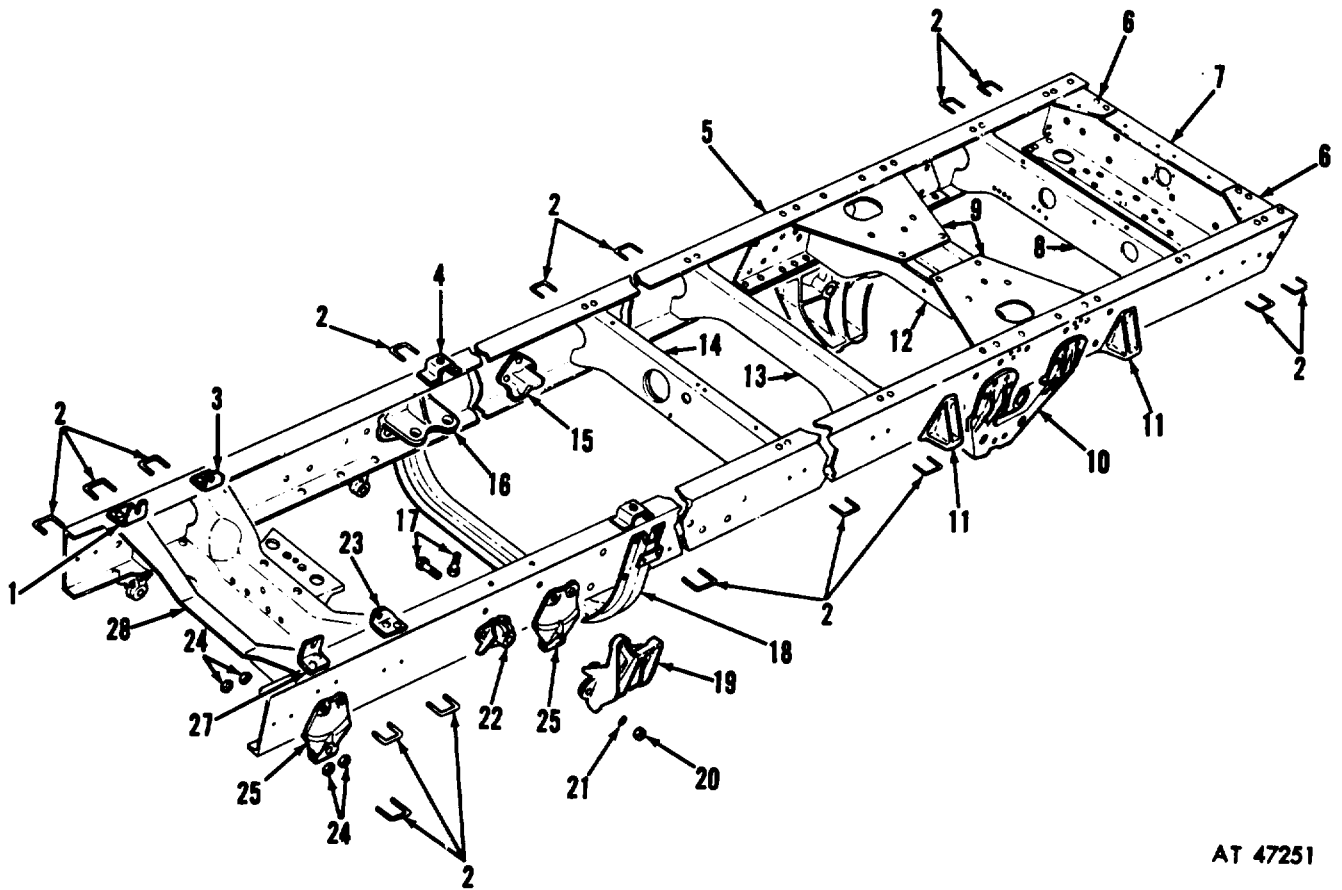


Figure 109. Frame assembly.

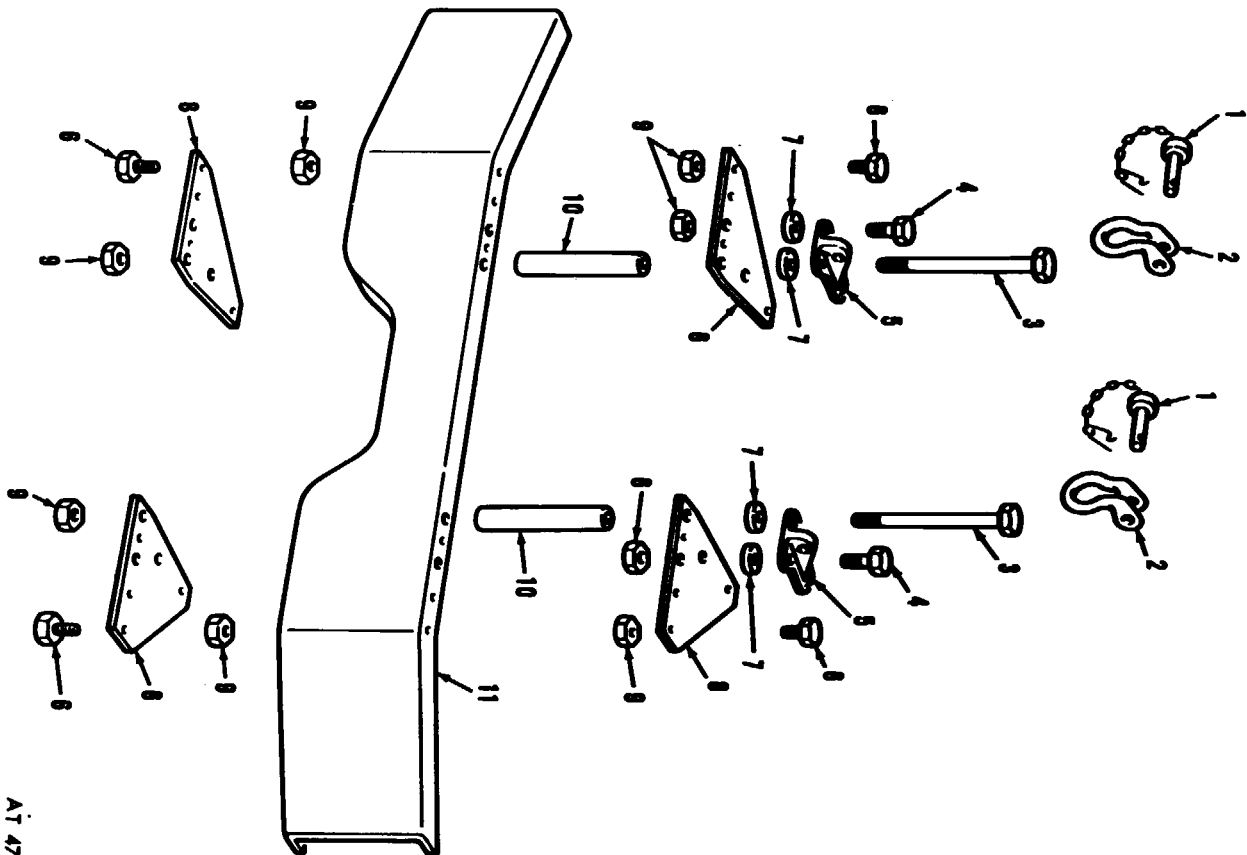




Figure 110. Front lifting shackles and bumper.

AT 47252



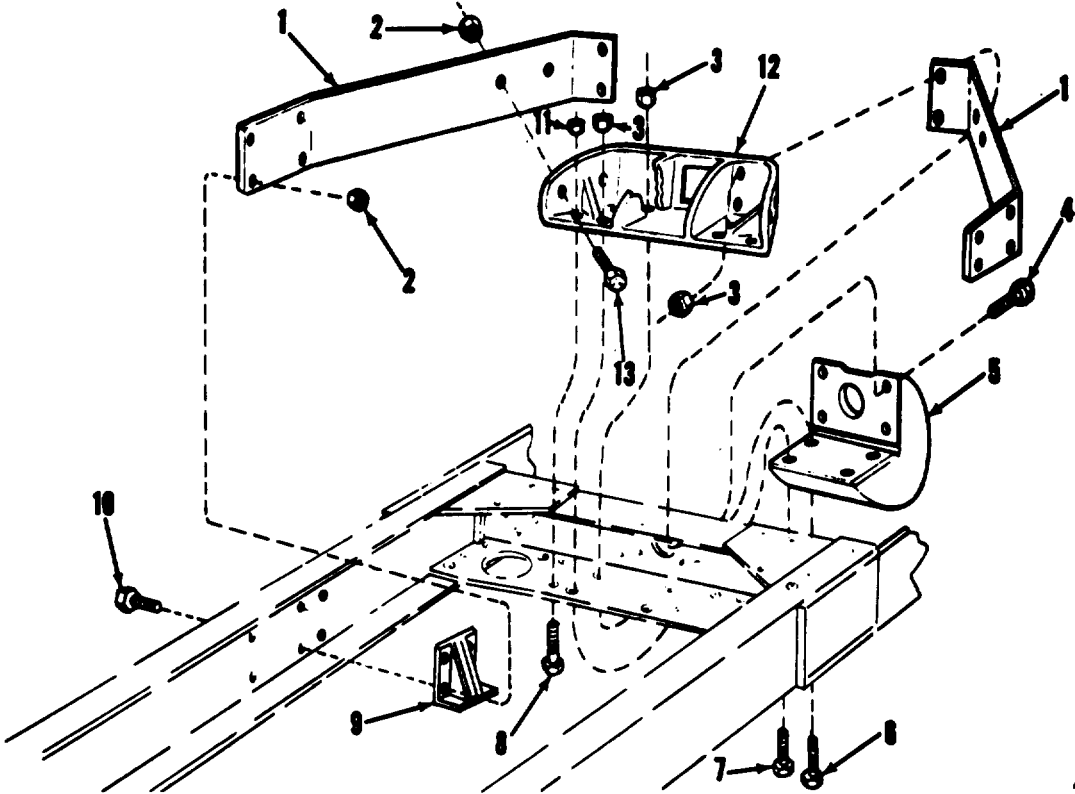
AT 47253

Figure 111. Rear lifting shackle and bumper.



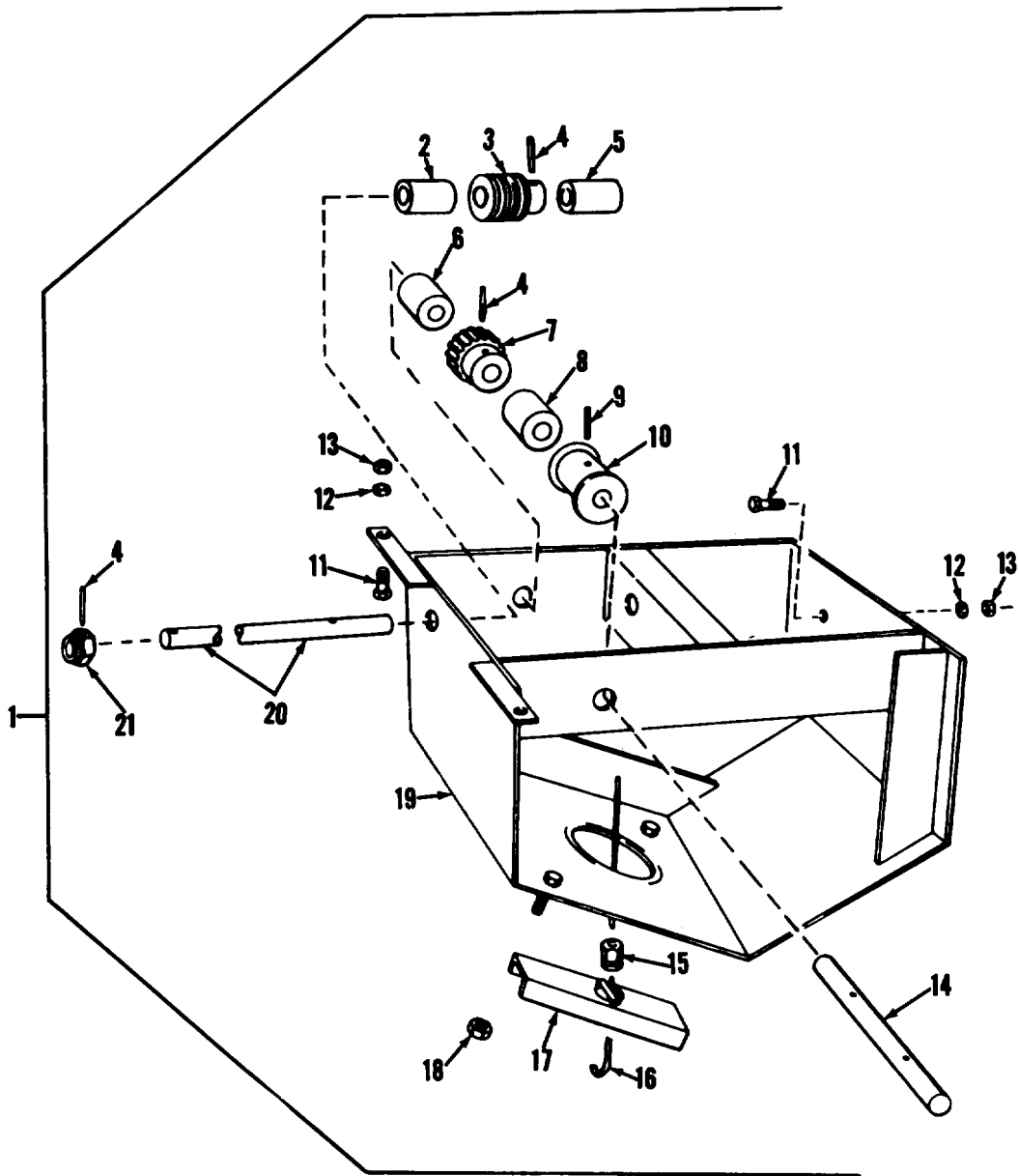
*Figure 112. Pintle hook assembly and mounting bracket.*





AT 28113

Figure 113. Pintle mounting installation.



AT 47255

Figure 114. Spare wheel carrier and tire lock.

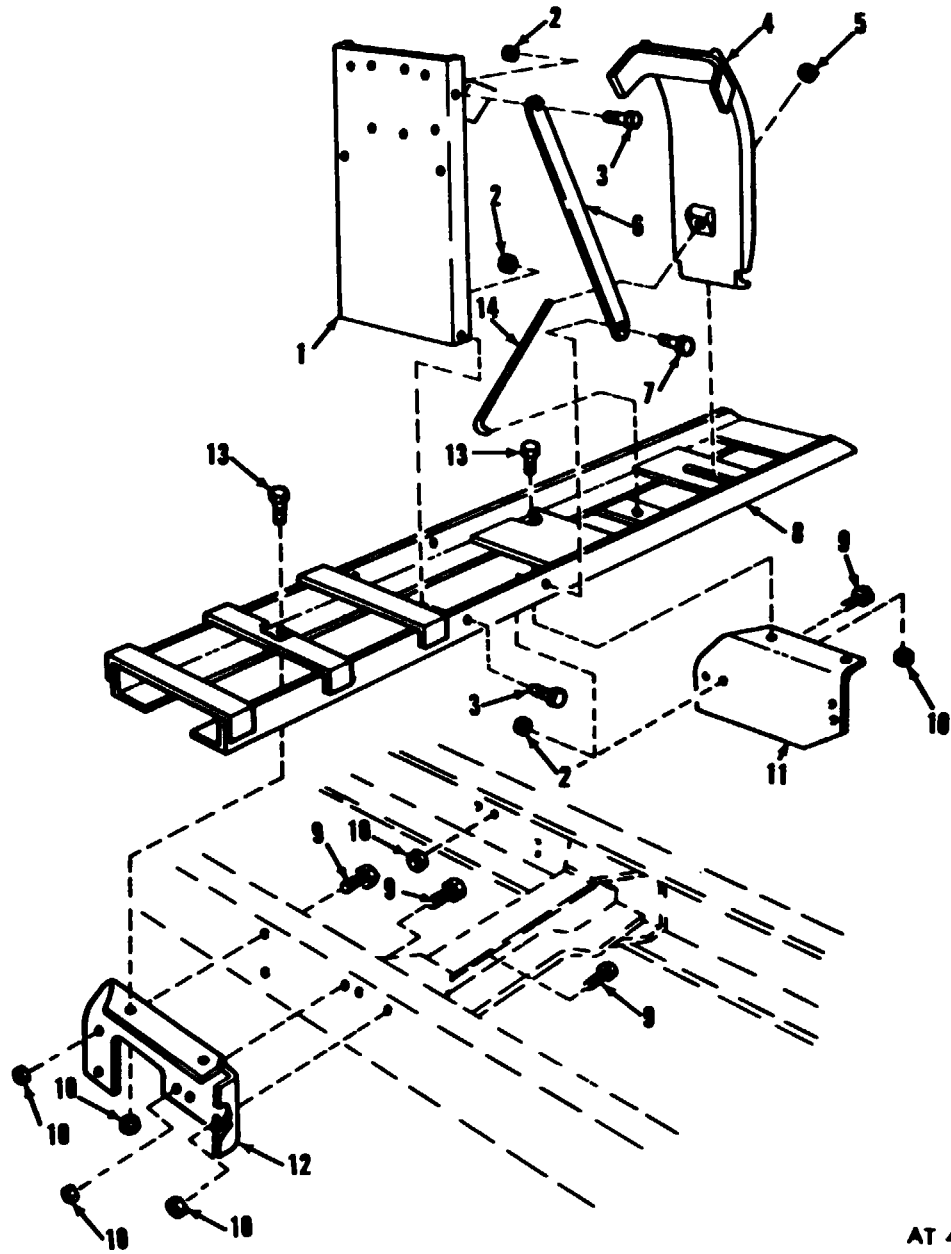
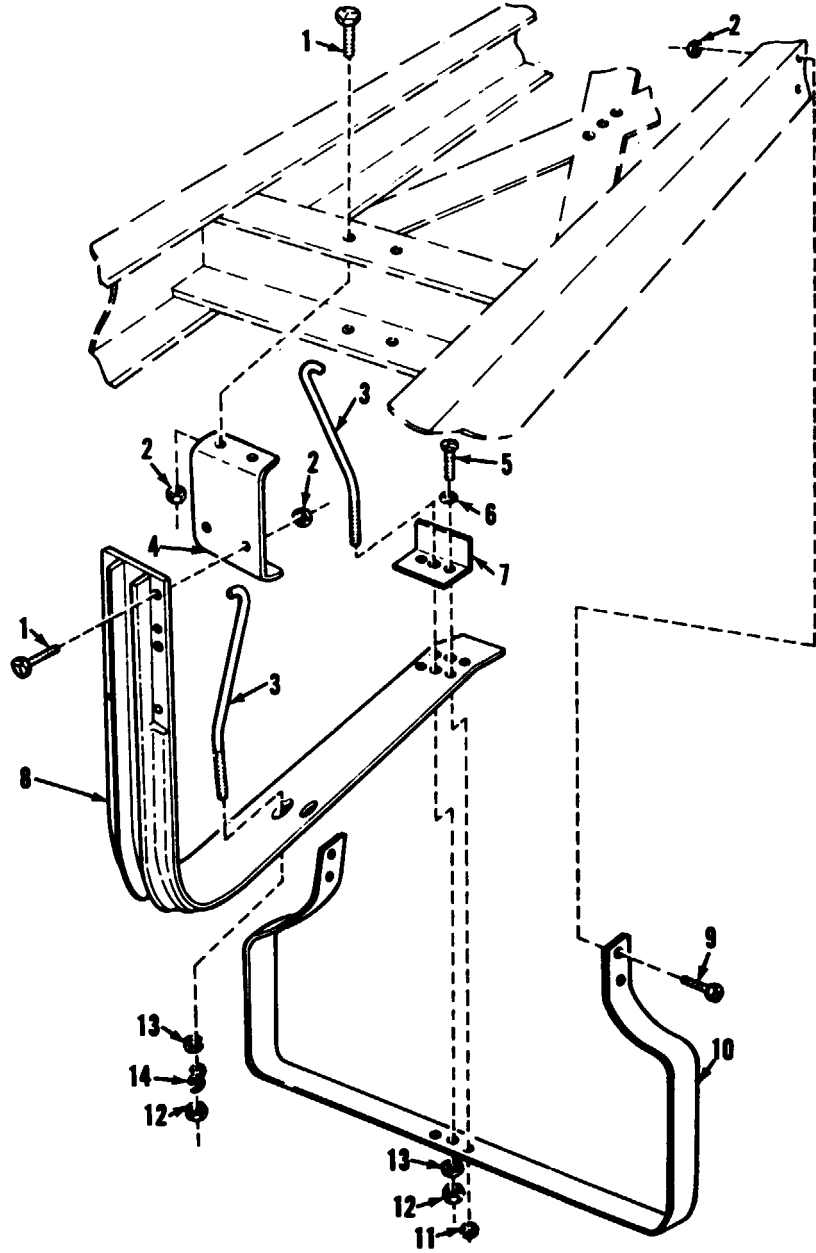


Figure 115. Tire carrier.

AT 47256



AT 47257 \_

Figure 116. Tire carrier.

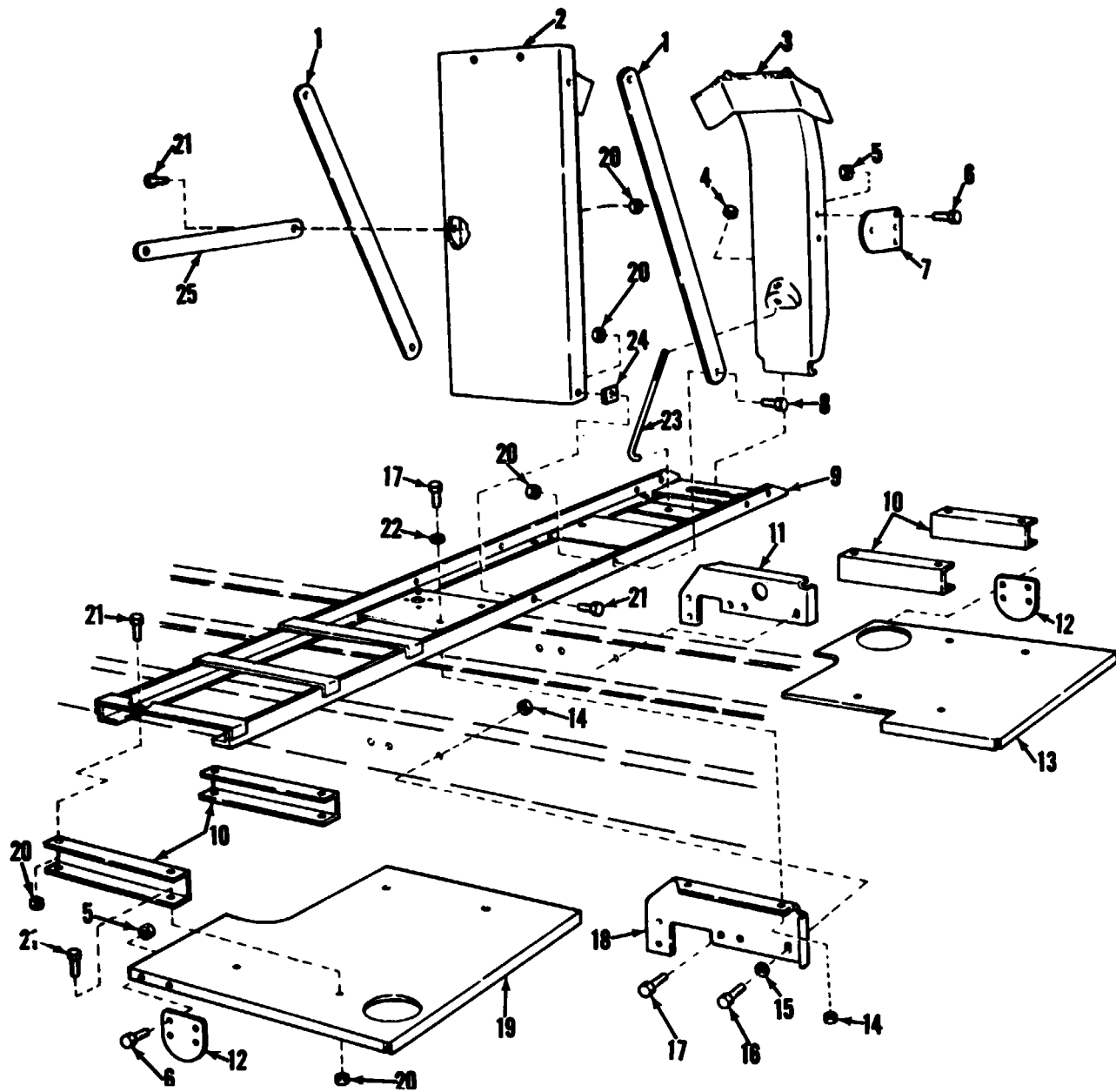
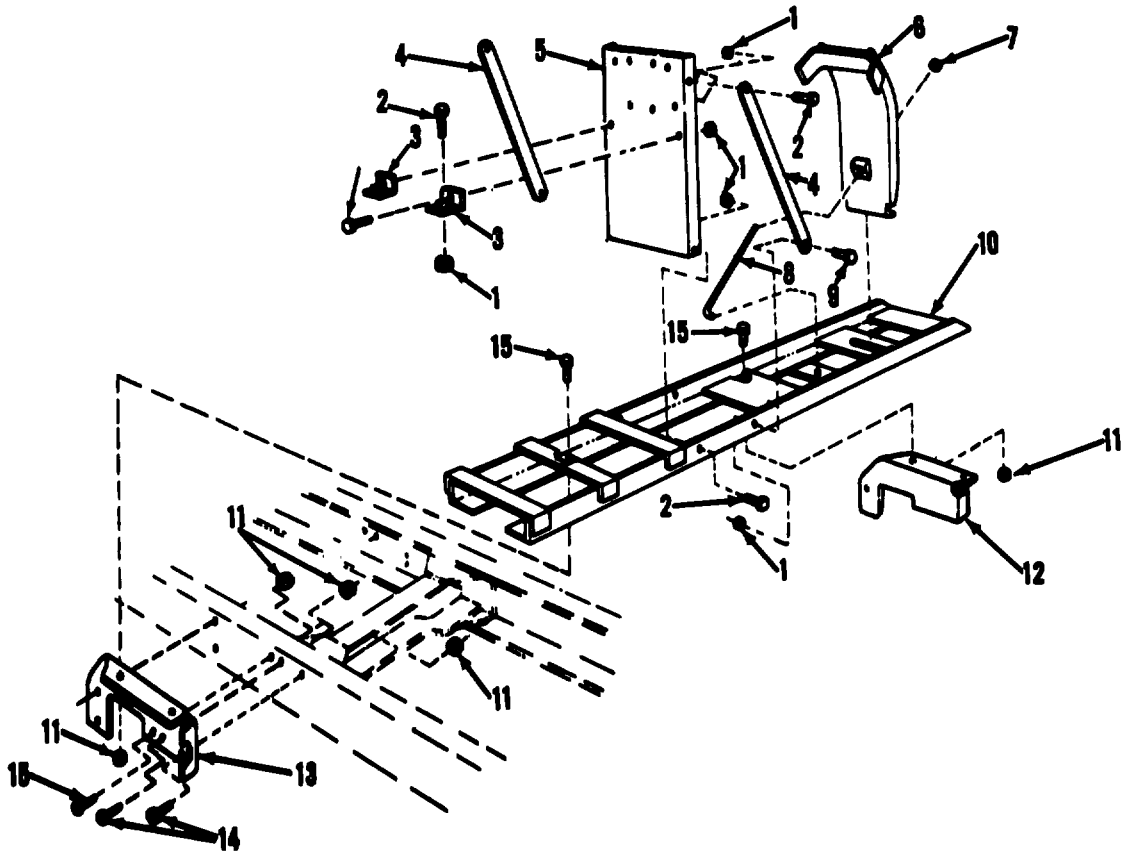


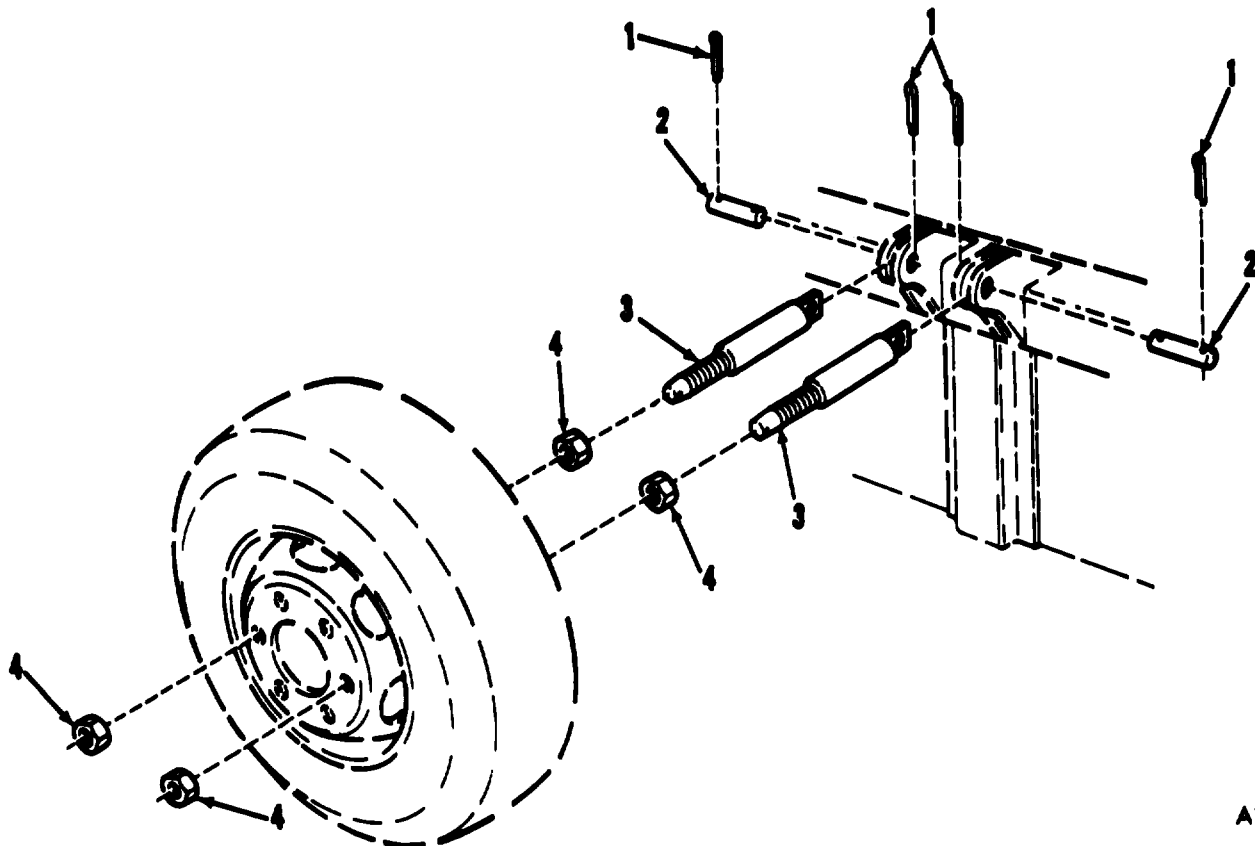
Figure 117. Carrier and fuel tank protector decks.

AT 47258



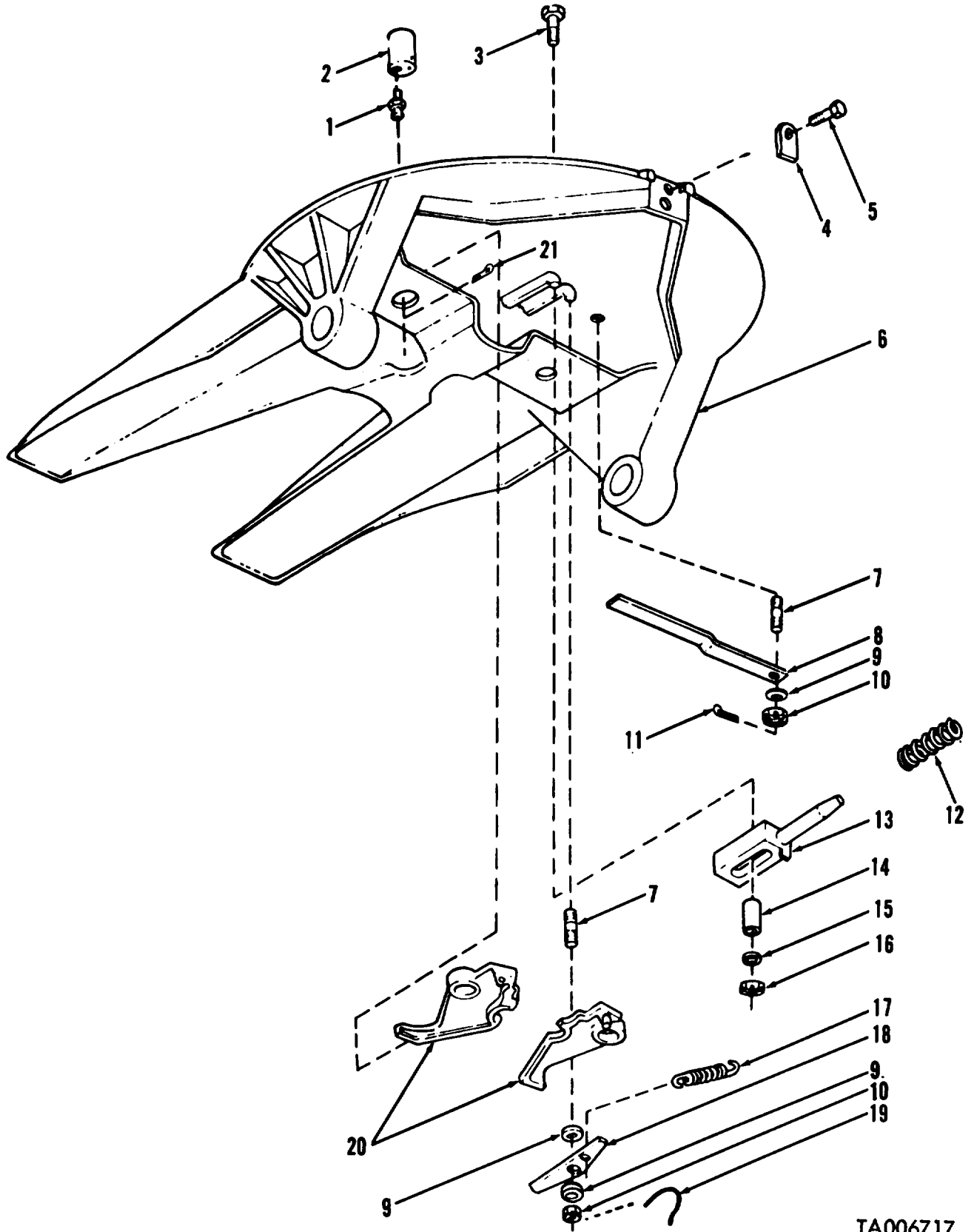
AT 47259

Figure 118. Tire carrier.



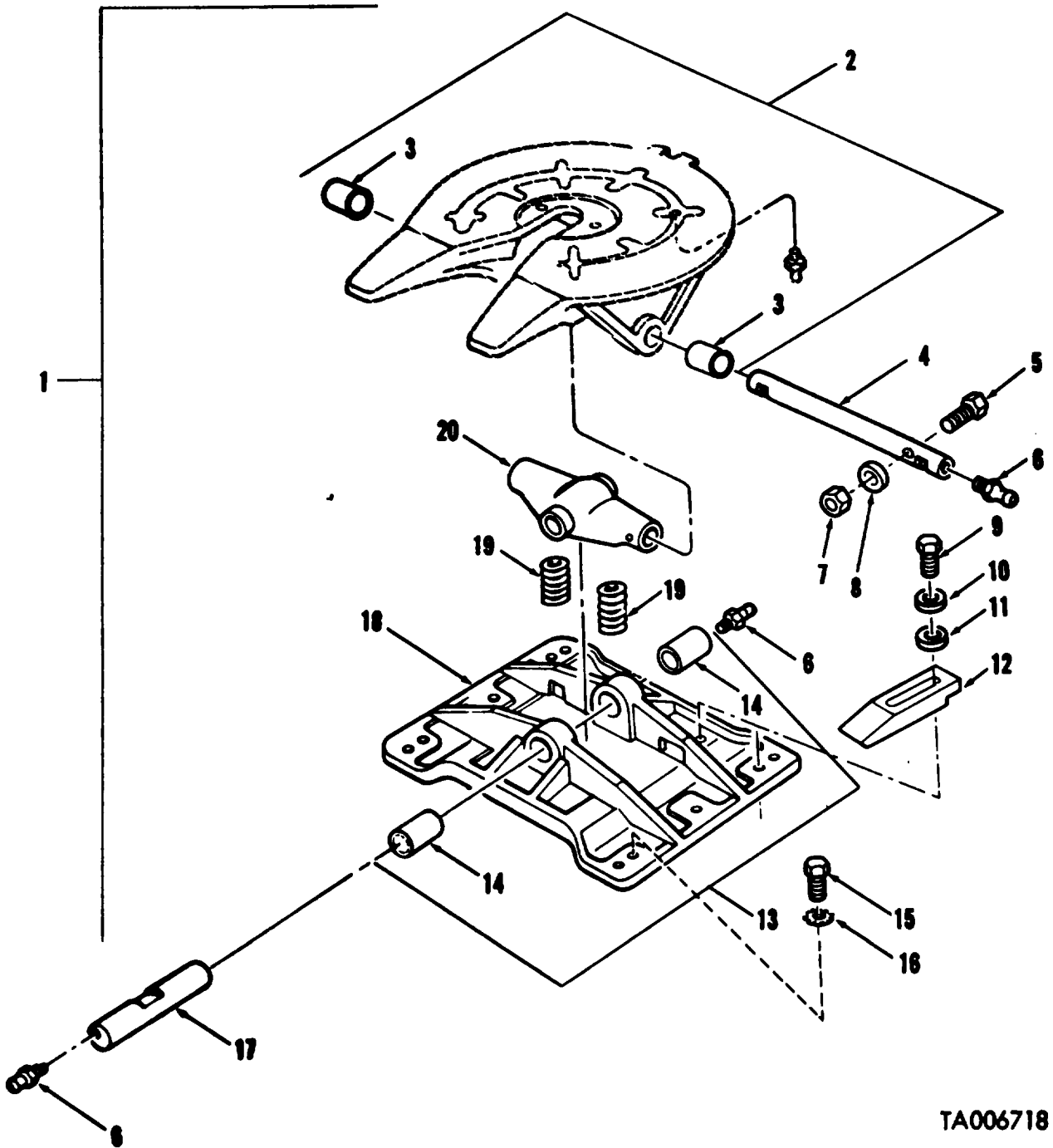
AT 47260

Figure 119. Spare tire mounting.



TA006717

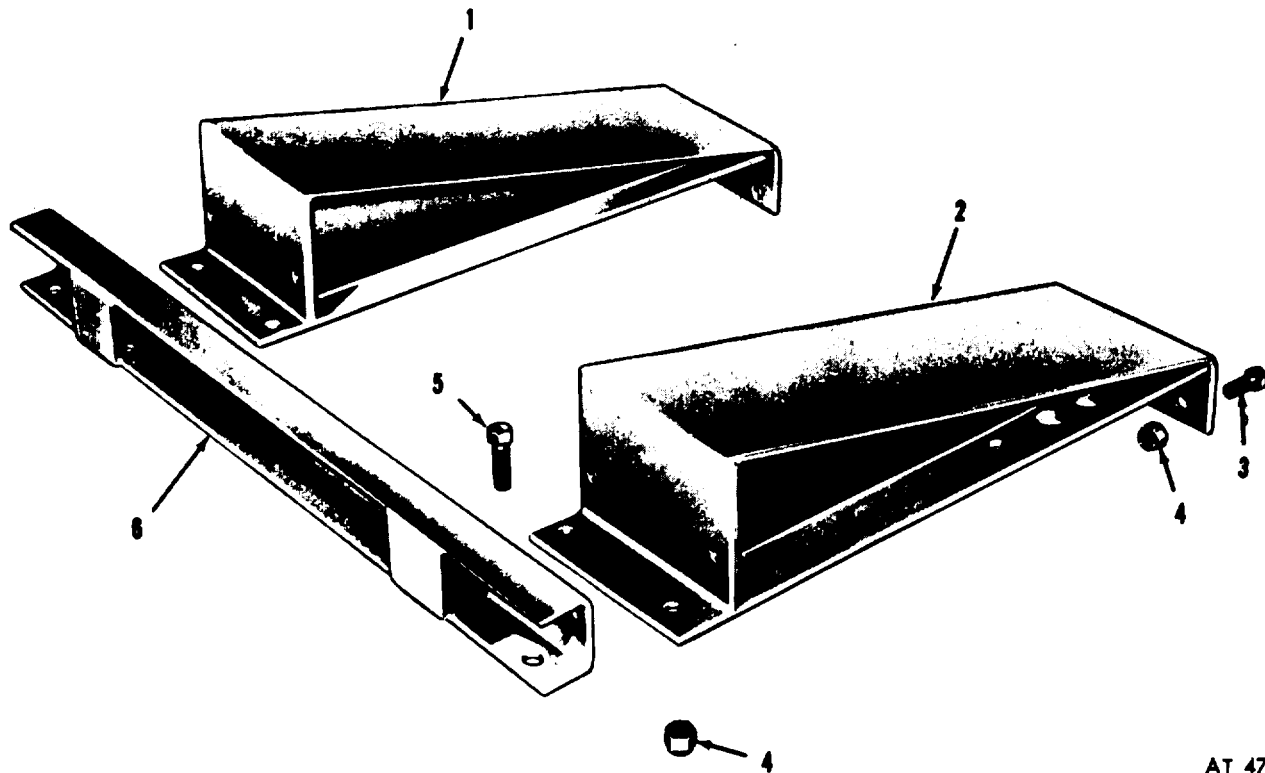
Figure 120. Fifth wheel base assembly (1 of 2).



TA006718

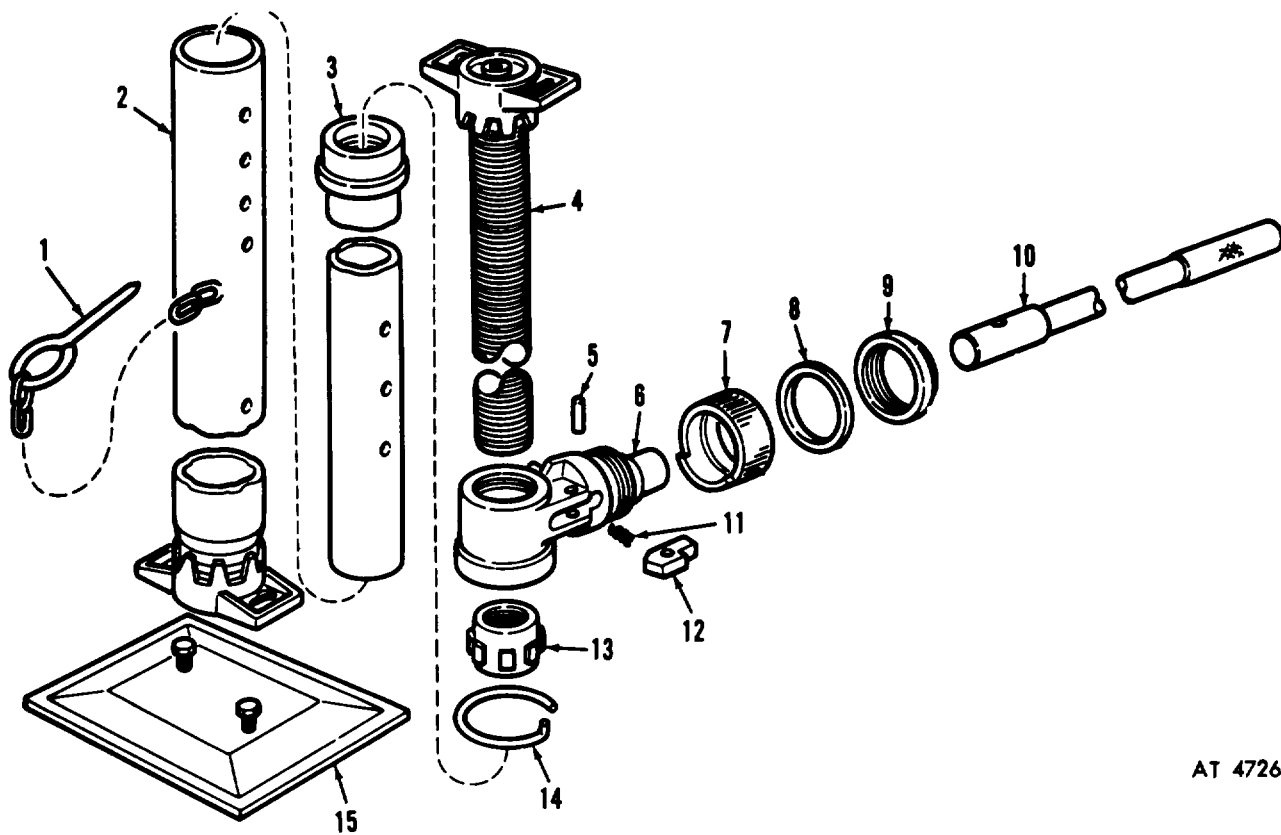
Figure 120. Fifth wheel assembly-exploded view (2 of 2).





AT 47262

Figure 121. Fifth wheel approach plates.



AT 47263

Figure 122. Leveling jack assembly.

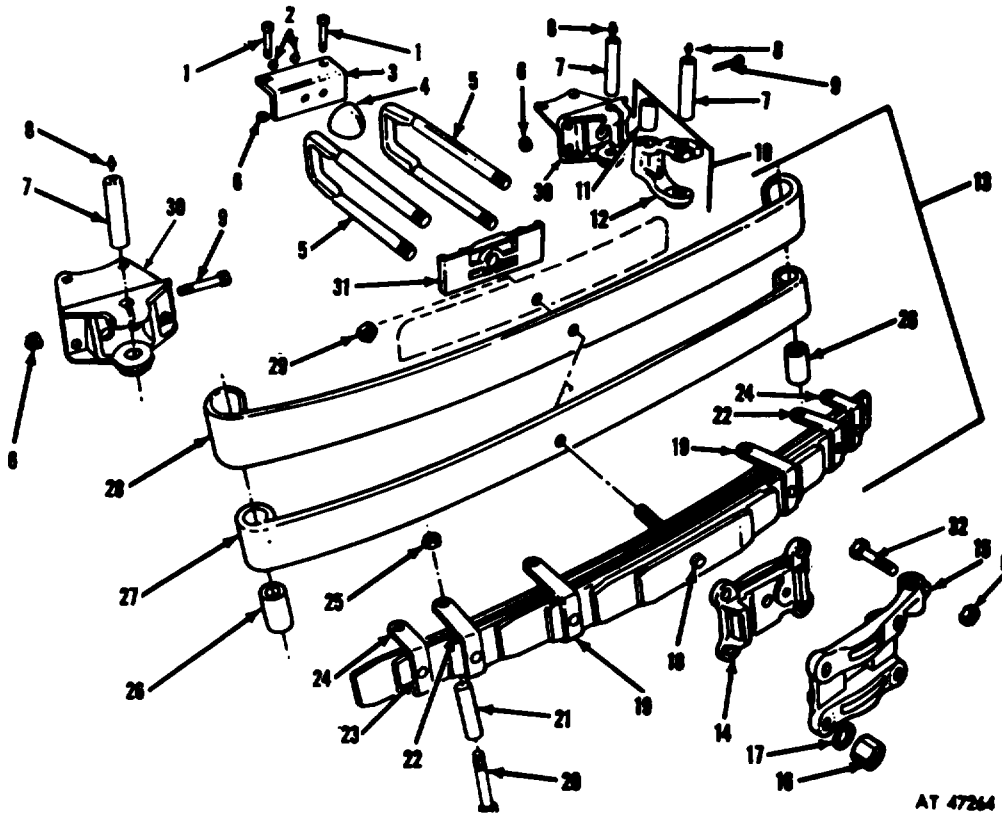
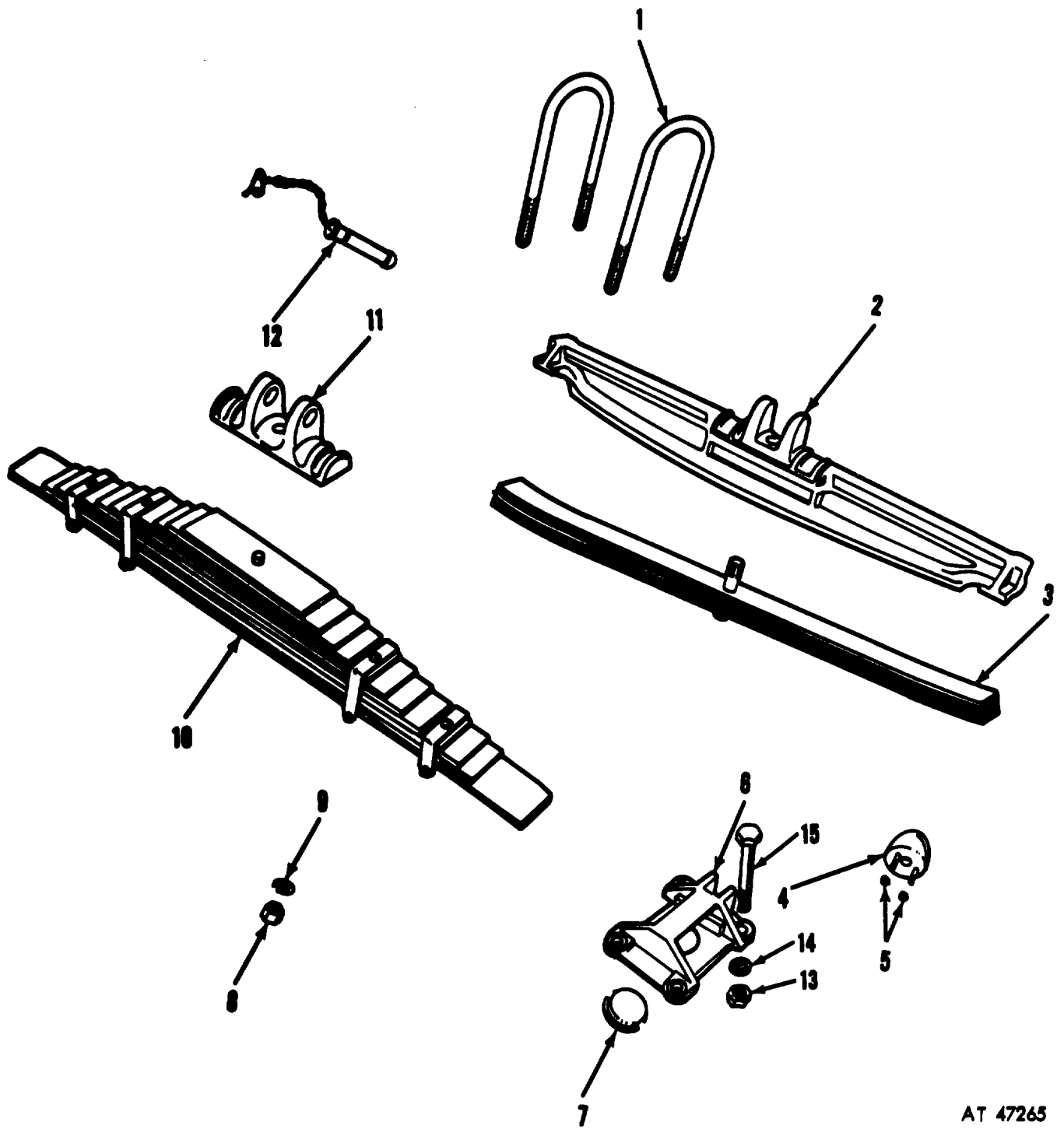
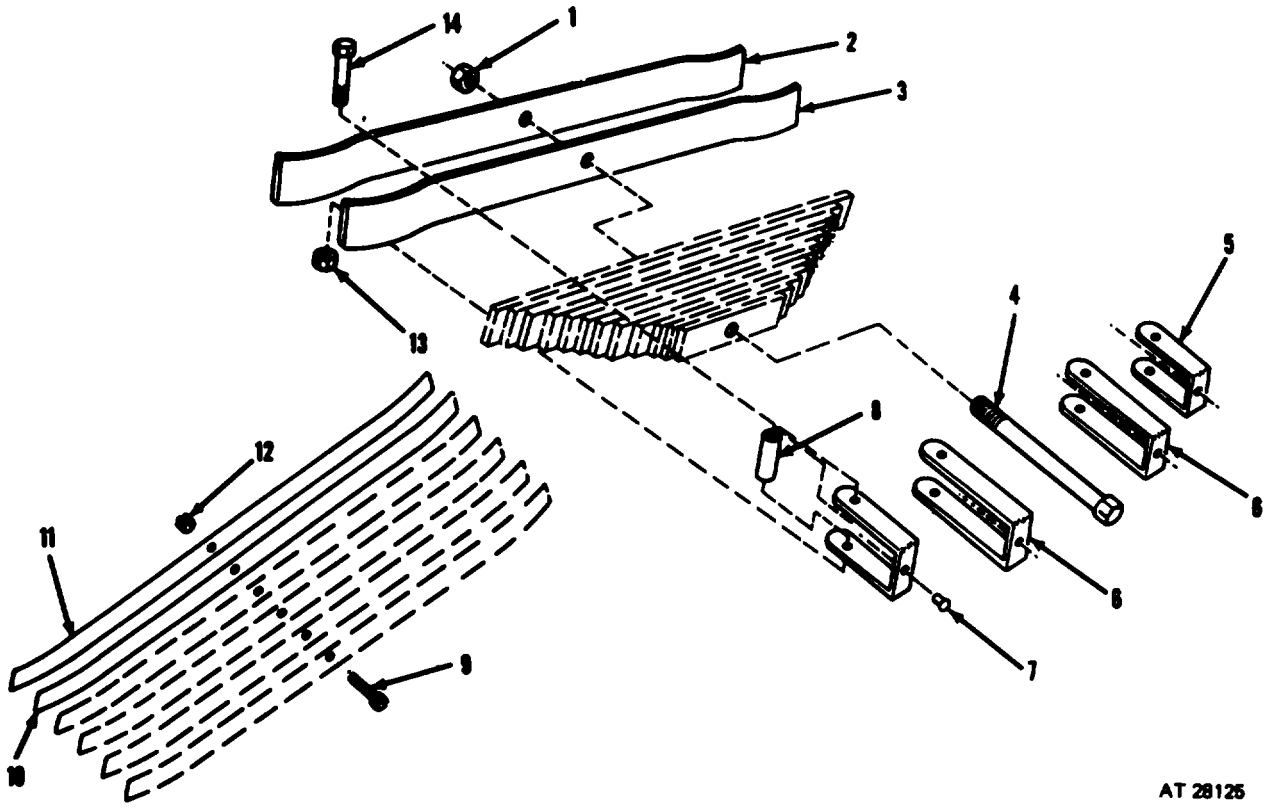


Figure 123. Front spring assembly and related parts.



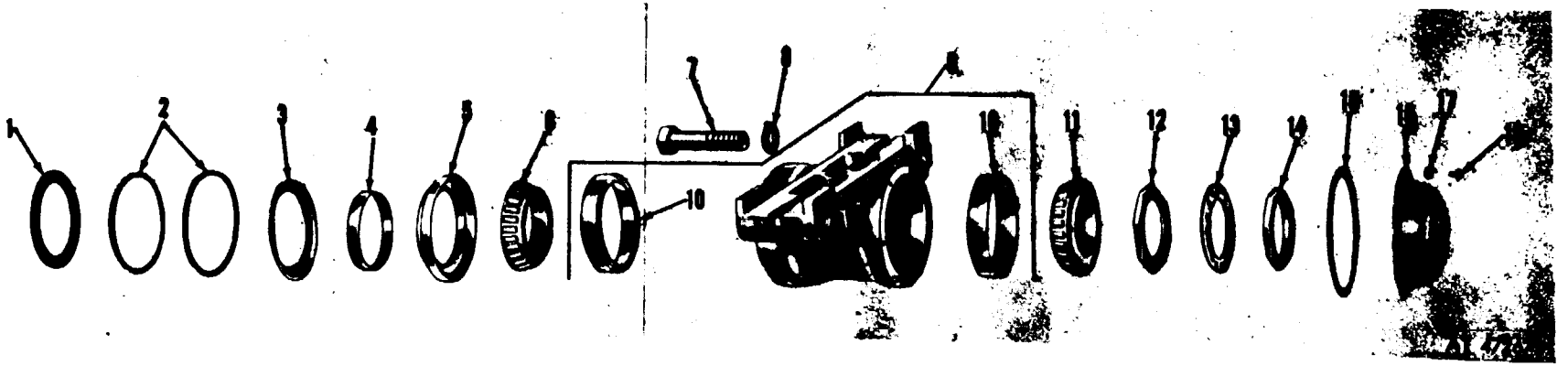
AT 47265

Figure 124. Rear spring and related parts.

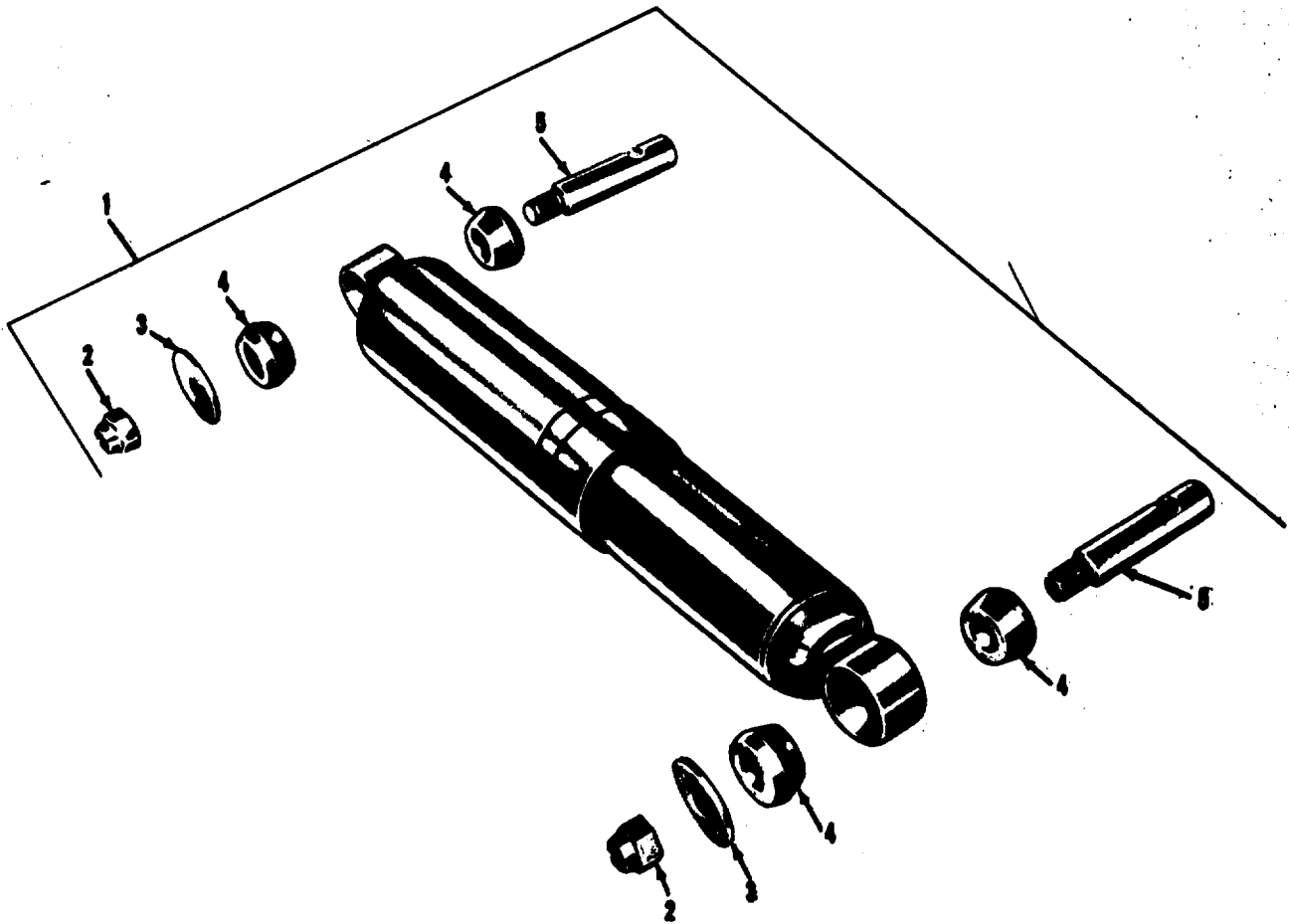


AT 28125

Figure 125. Rear spring components-exploded view.

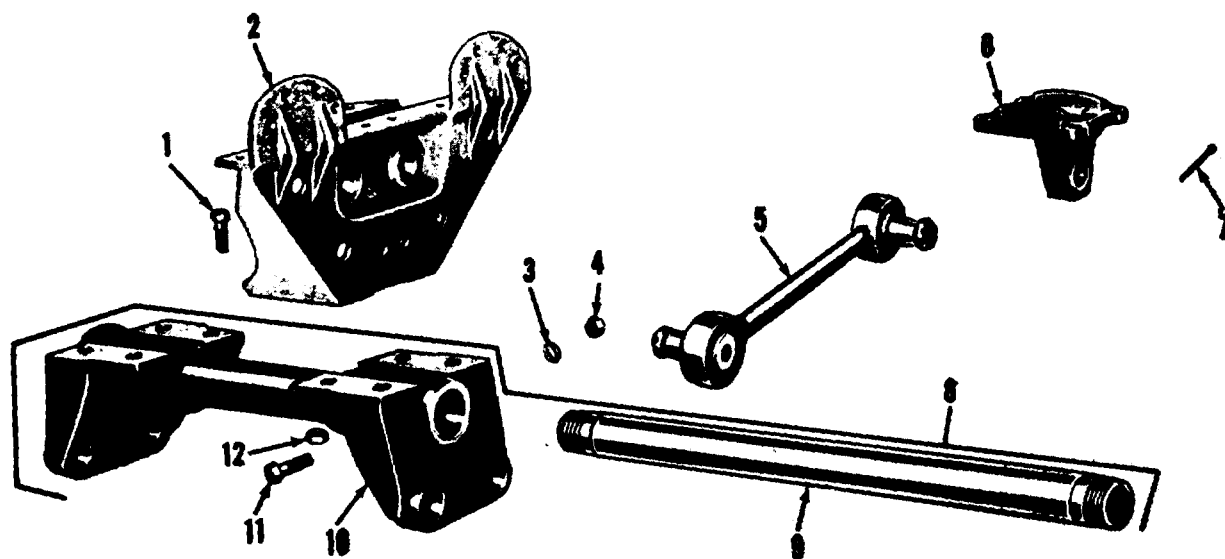


*Figure 126. Rear spring seat and bearing.*



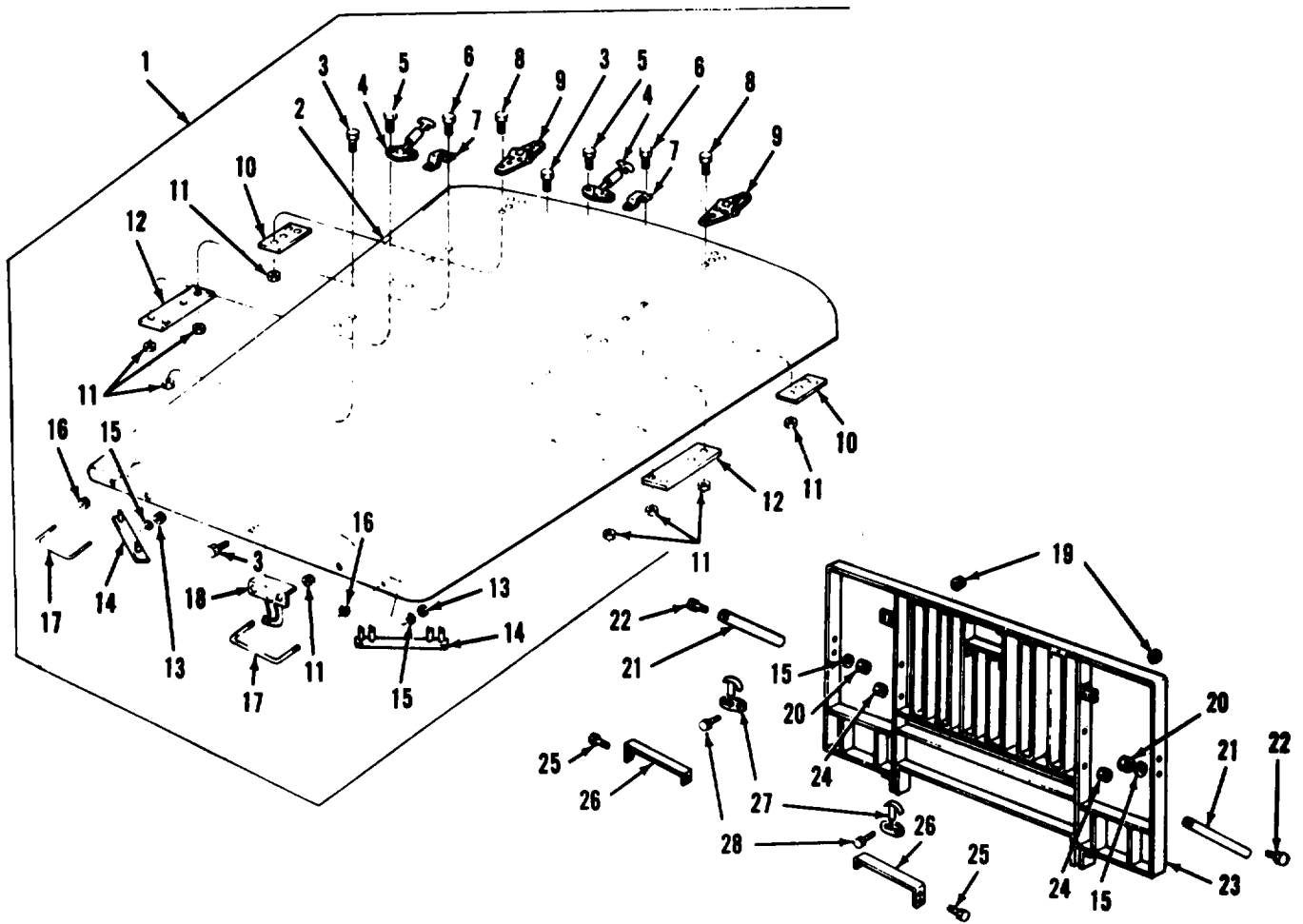
AT 47268

Figure 127. Shock absorbers and related parts.



AT 47269


Figure 128. Torque rod and related parts.



AT 47270

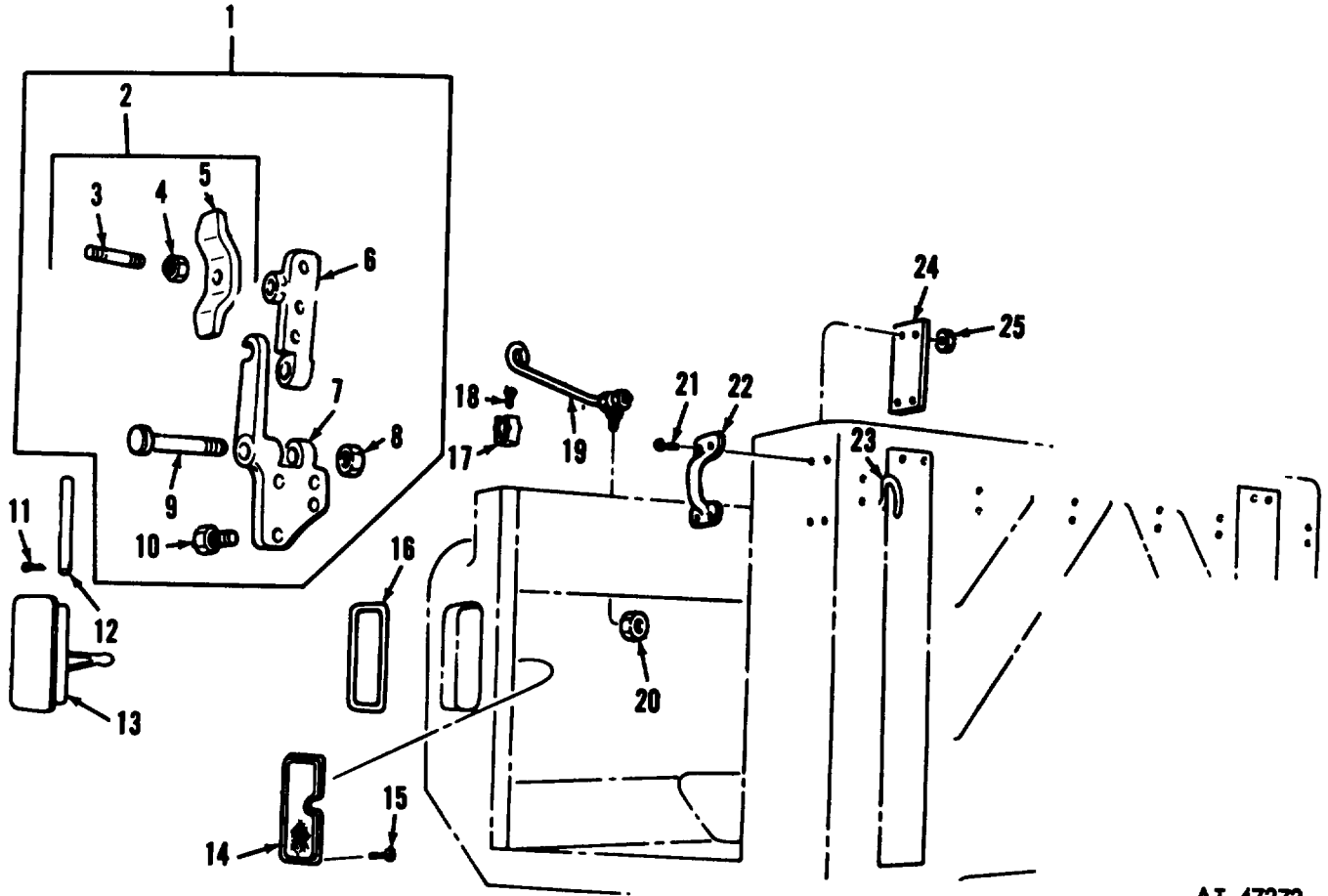
Figure 129. Hood assembly and related parts.





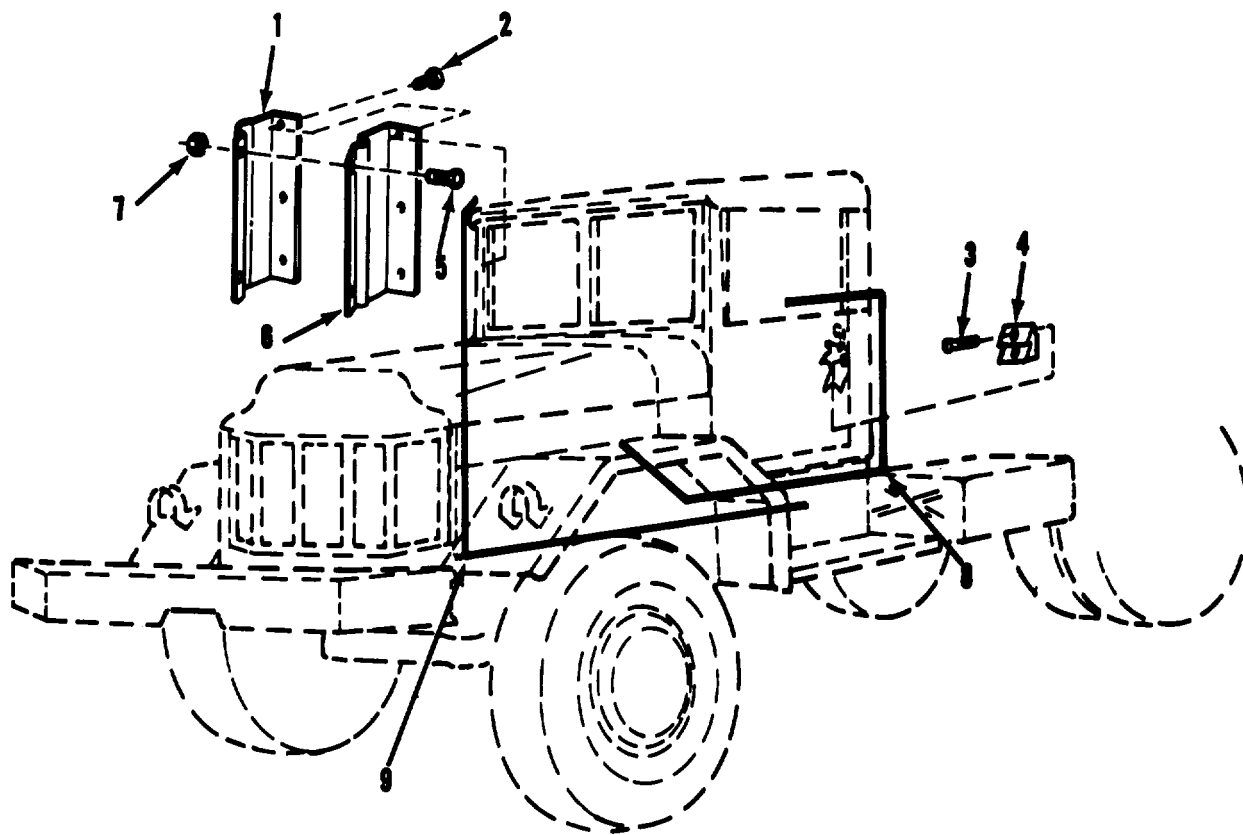
AT 47271

Figure 130. Cab door assembly.



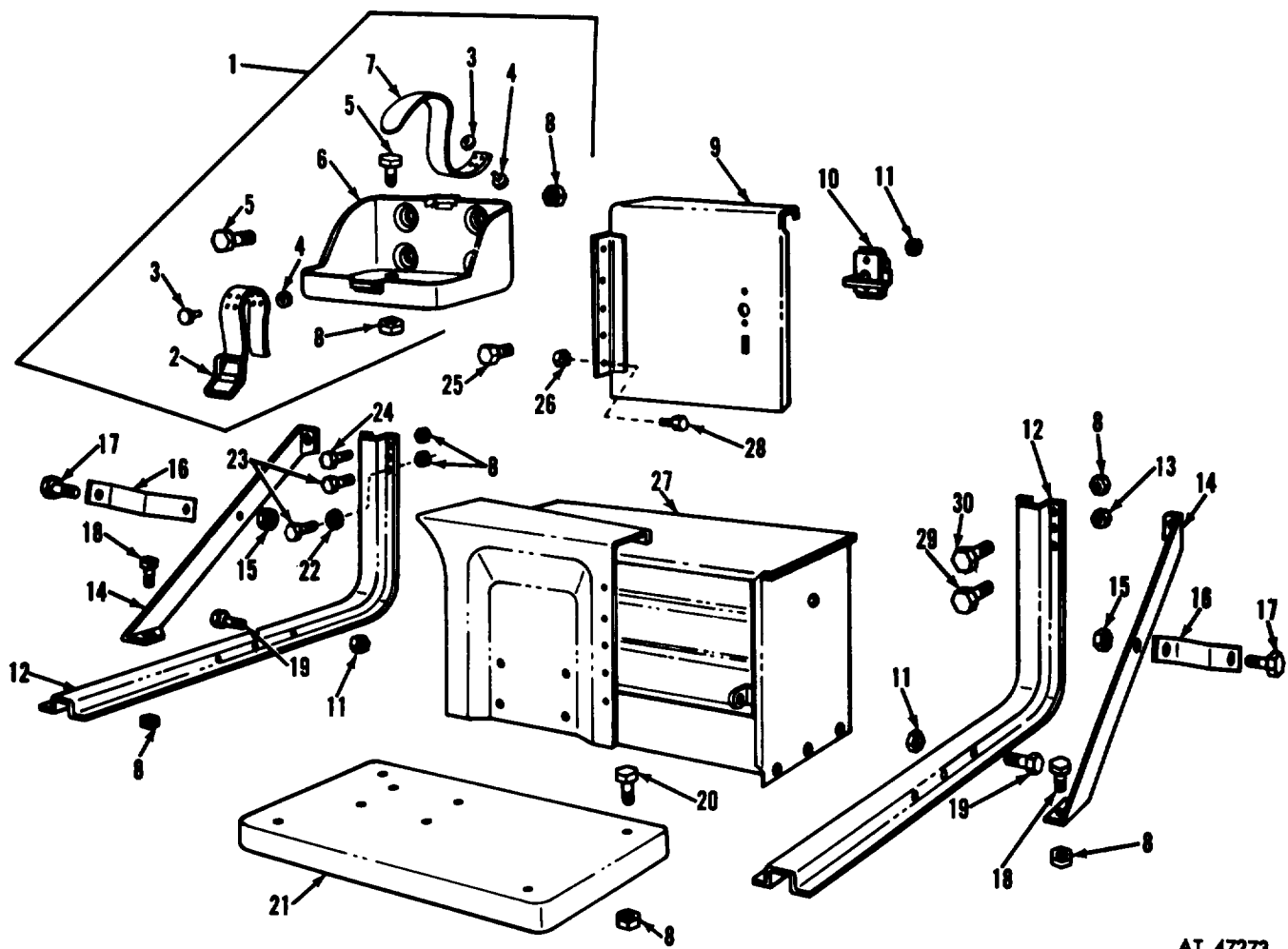
AT 47272

Figure 131. Vent, cowl hook and windshield attaching parts.



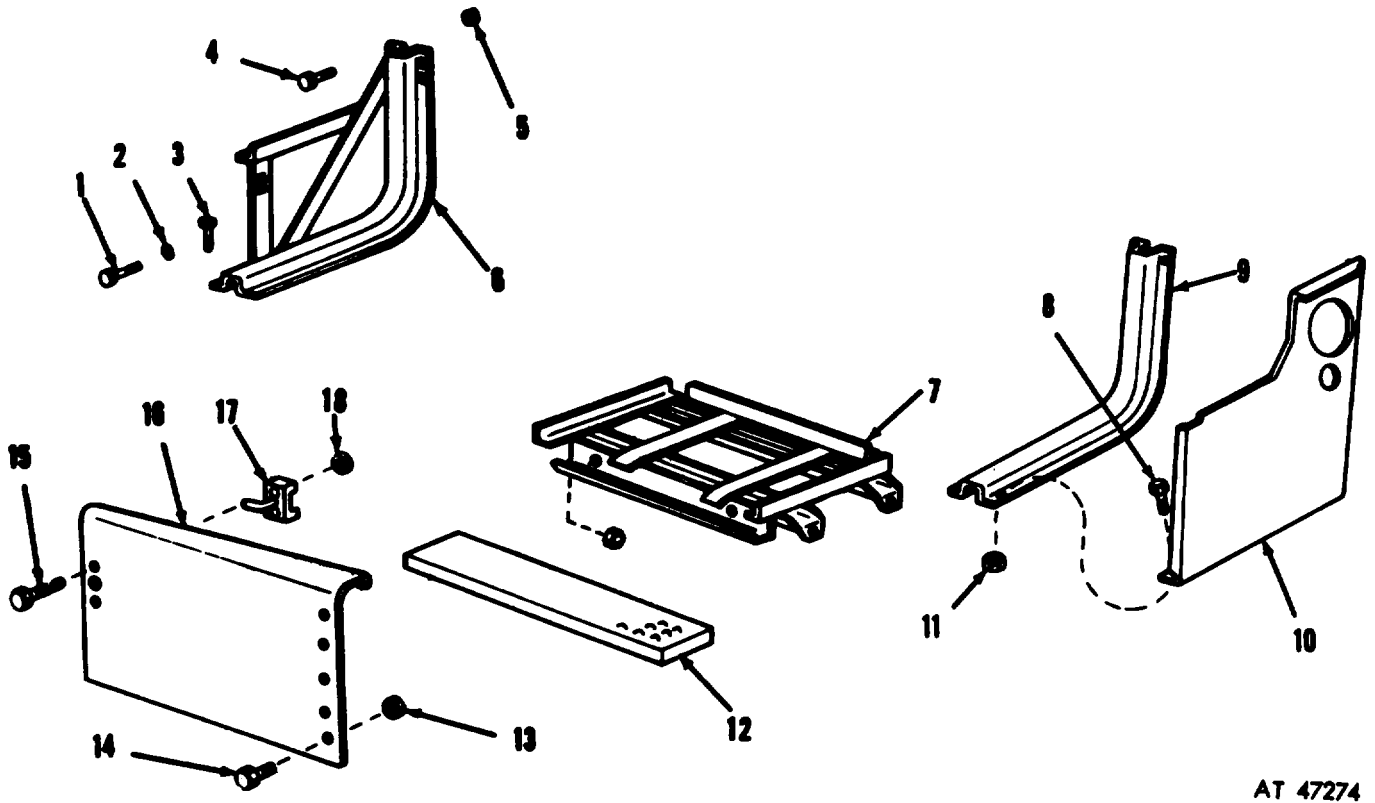
AT 28133

Figure 132. Machine gun mounts and cap assembly.



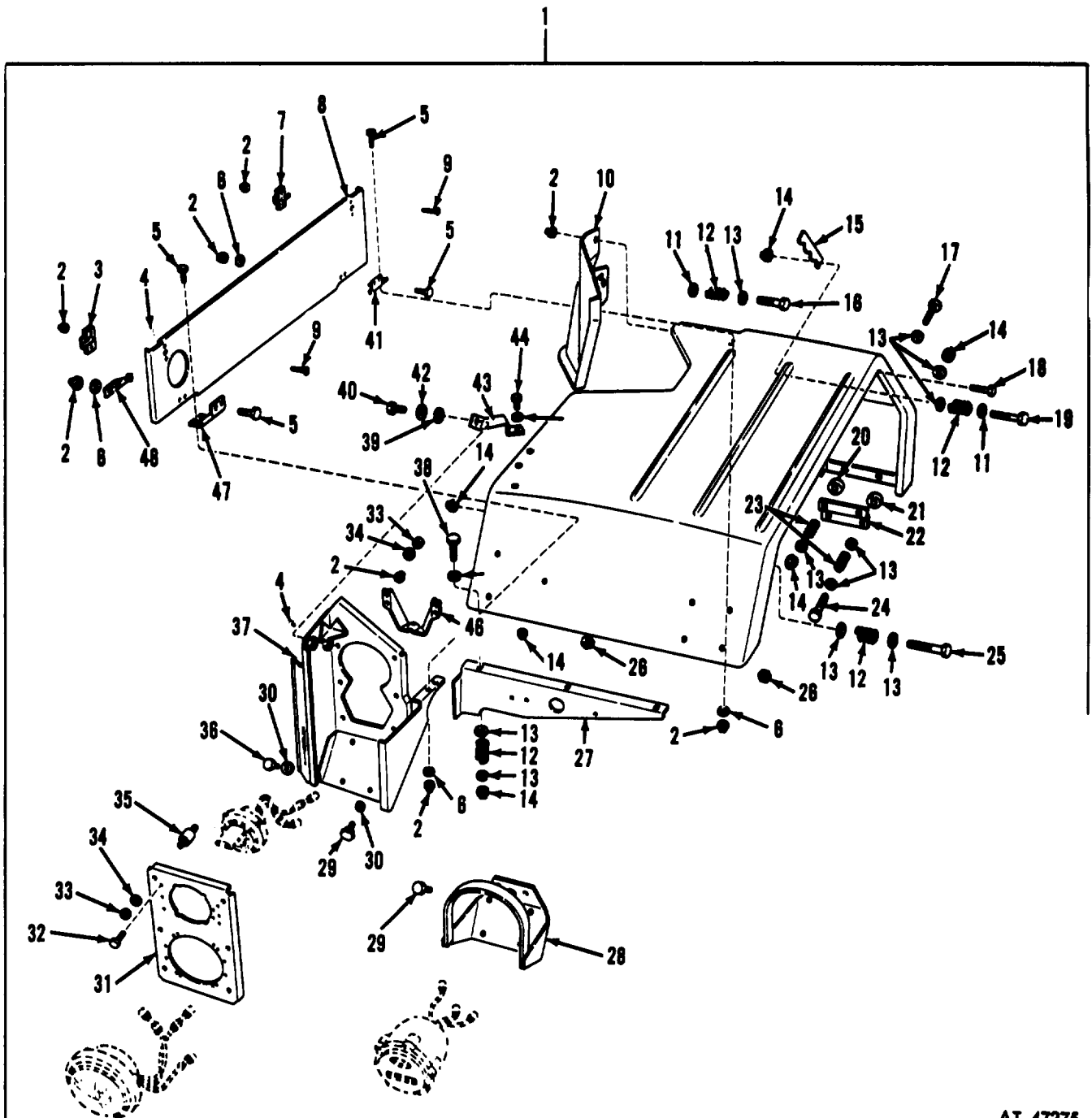
AT 47273

Figure 133. Left running board and related parts.



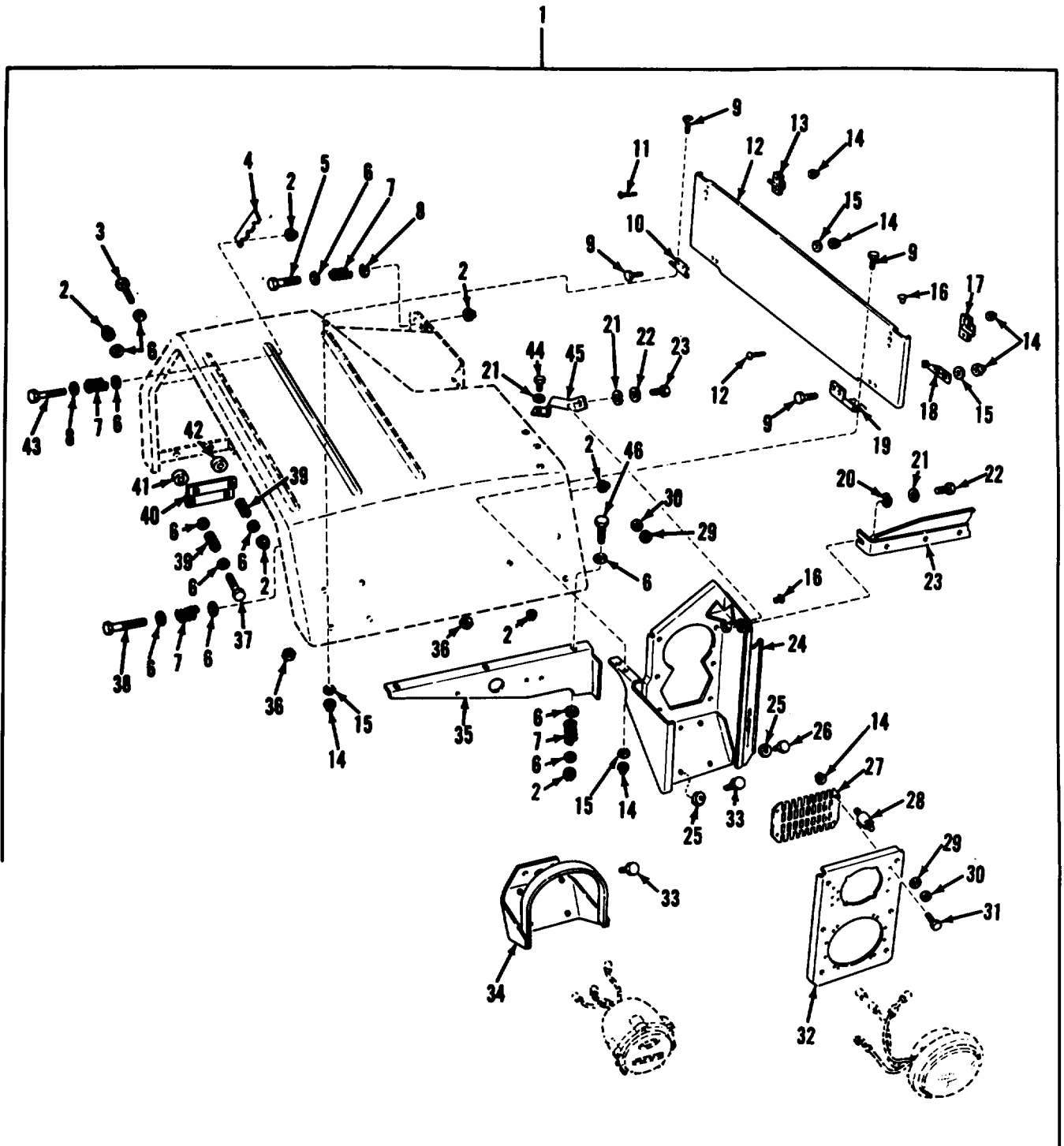
AT 47274

Figure 134. Right running board and related parts.



AT 47275

Figure 135. Left fender assembly and related parts.



AT 47276

Figure 136. Right fender assembly and related parts.

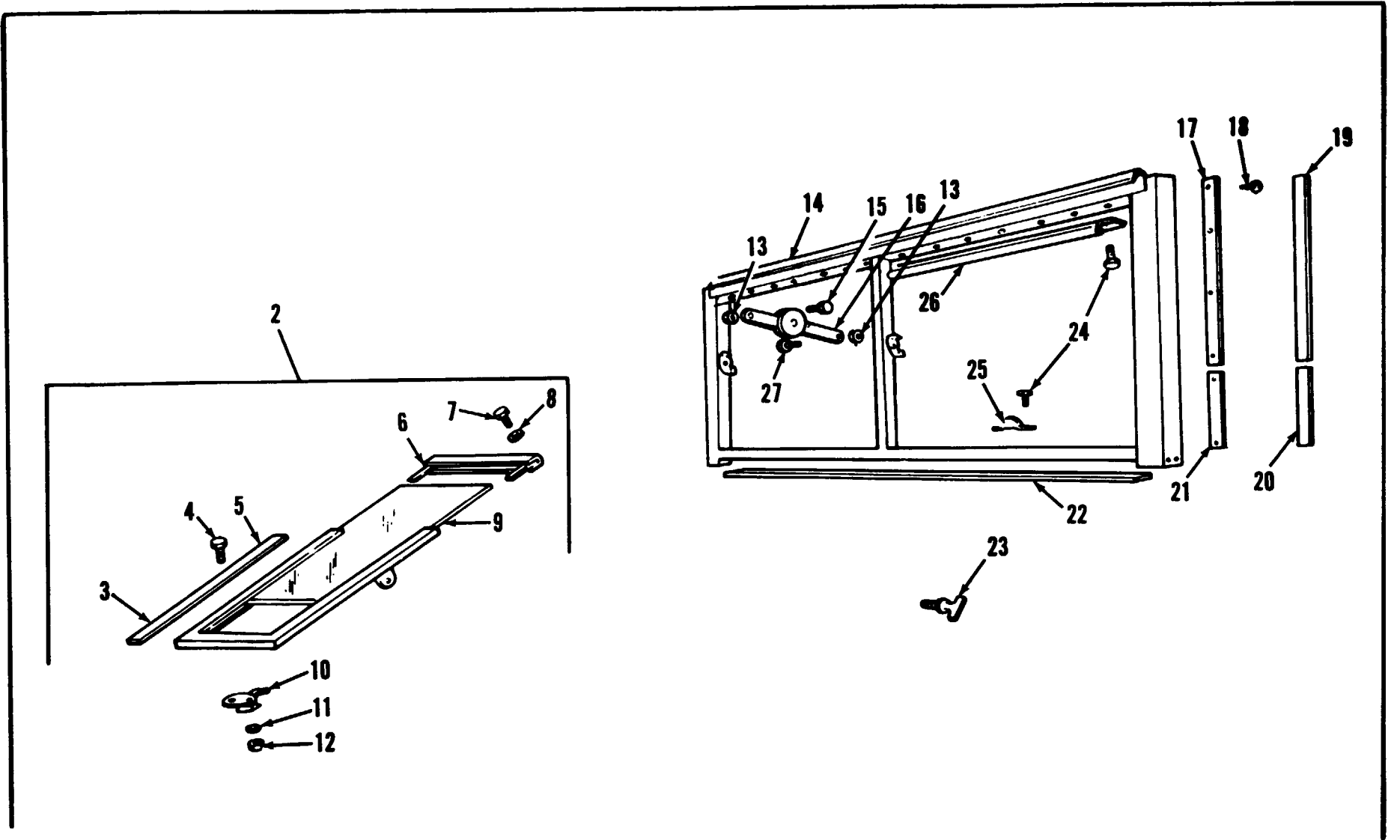
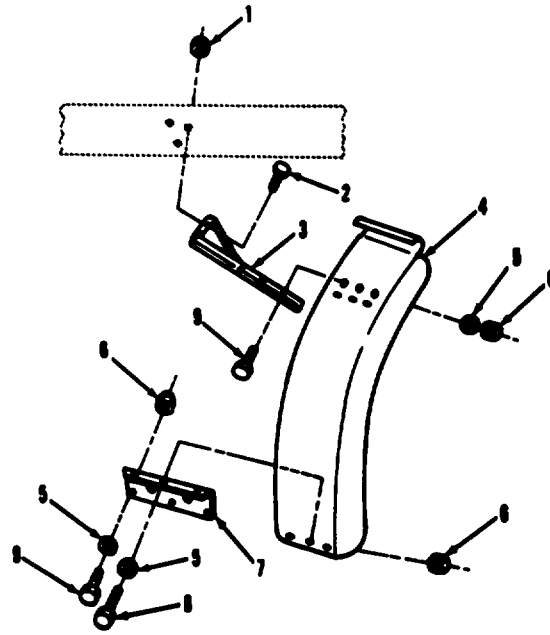


Figure 137. Windshield assembly.

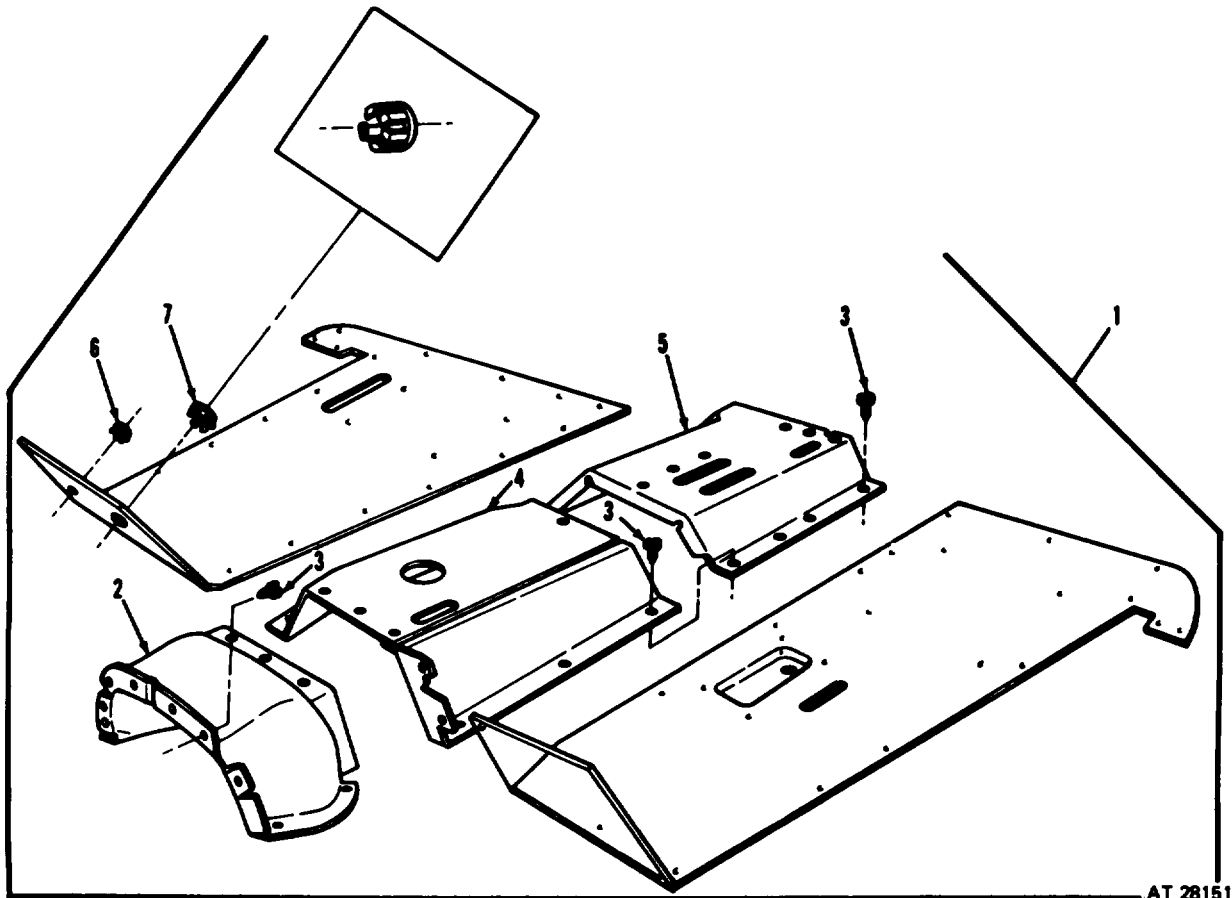
AT 47277





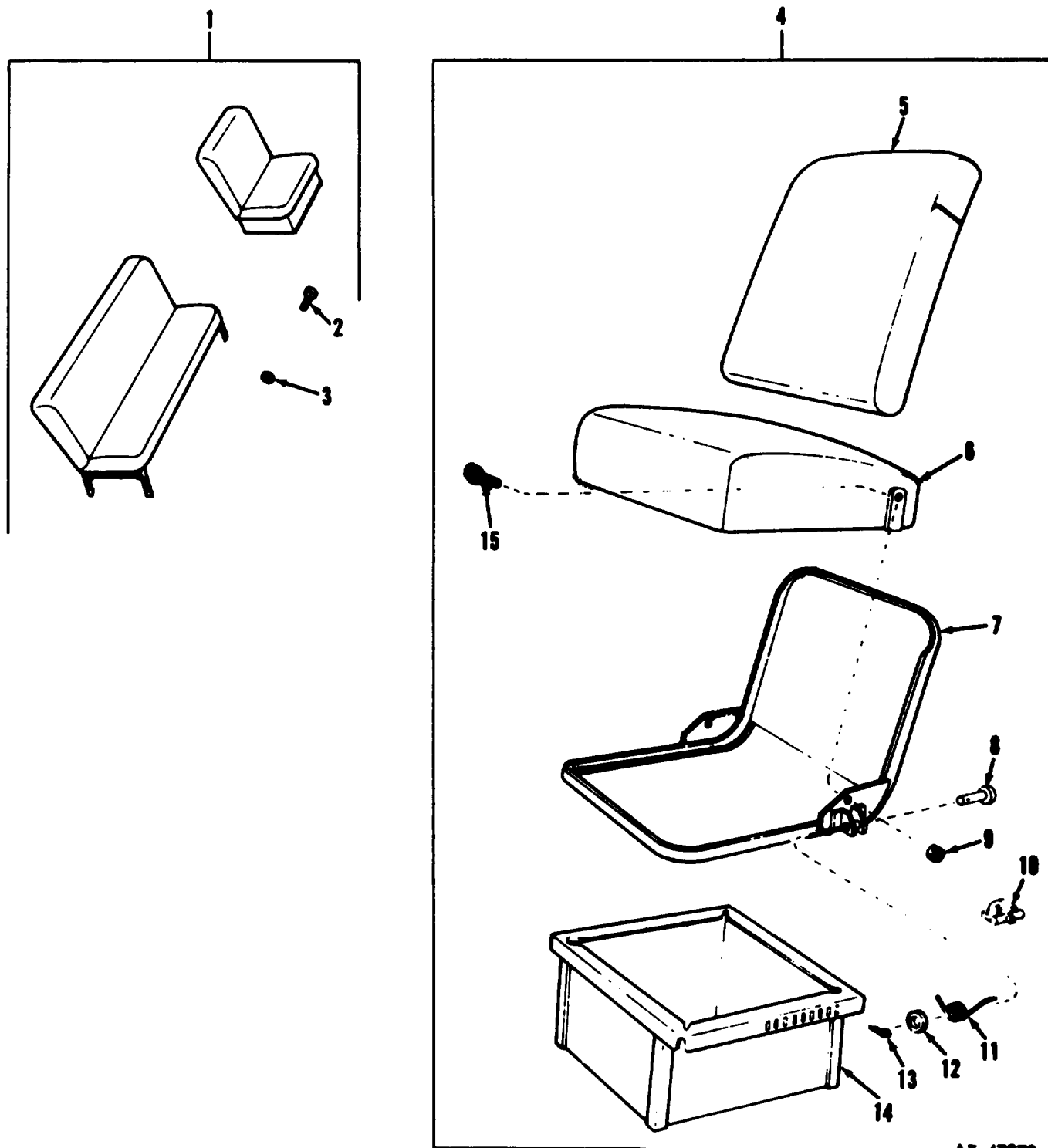
AT 28144

Figure 138. Wheel splash guard.



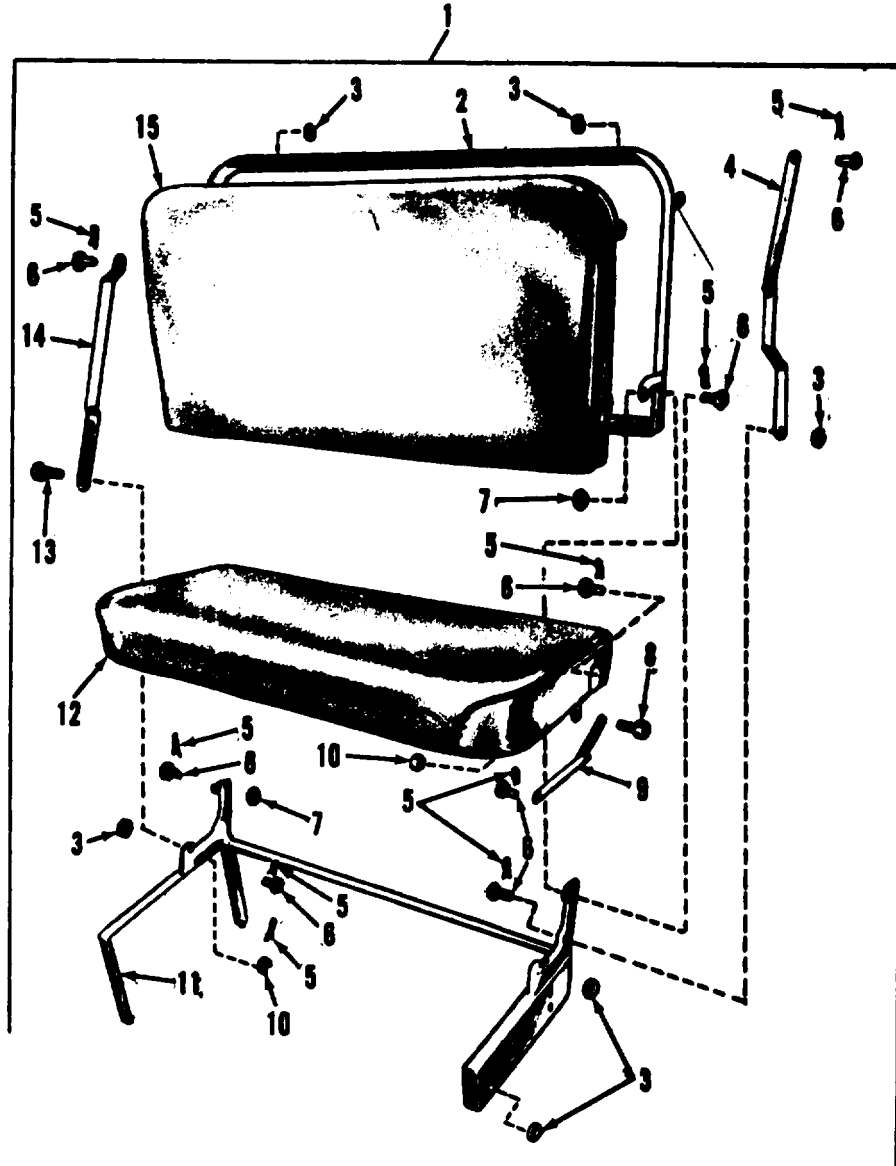
AT 28151

Figure 139. Cab floor board.



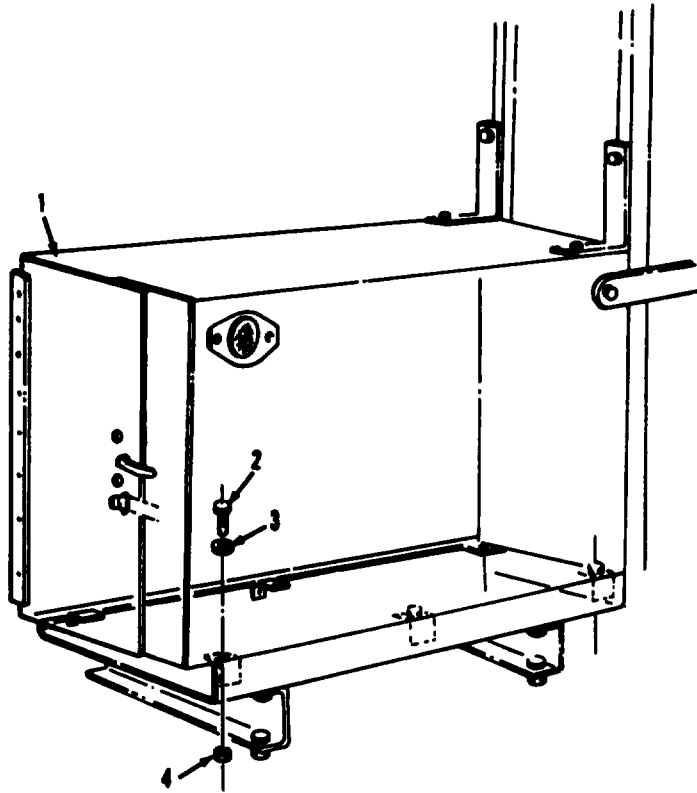
AT 47278

Figure 140. Drivers seat assembly.



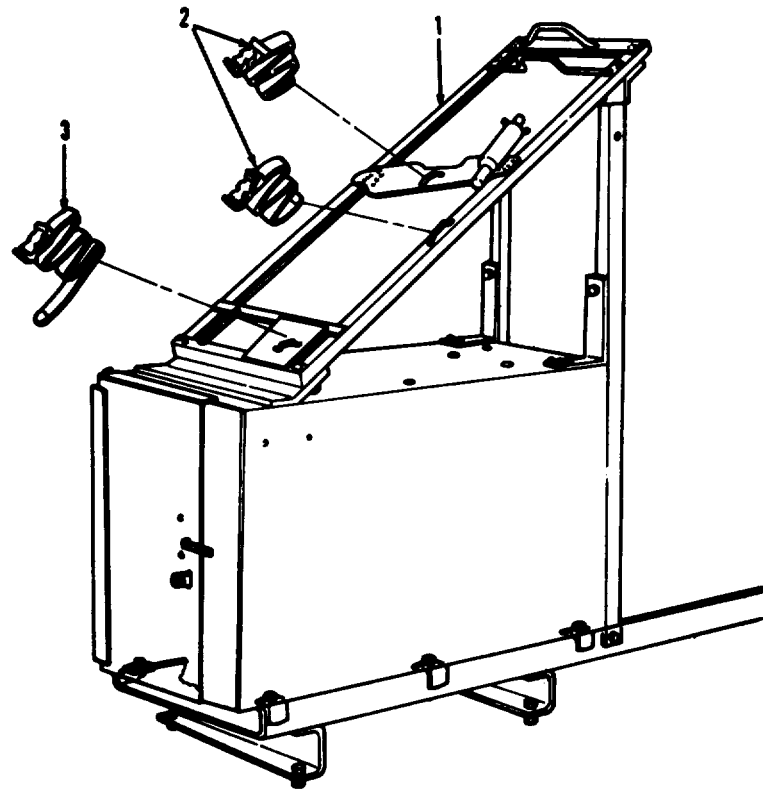
AT 47279

Figure 141. Companion and crane operator's seat.



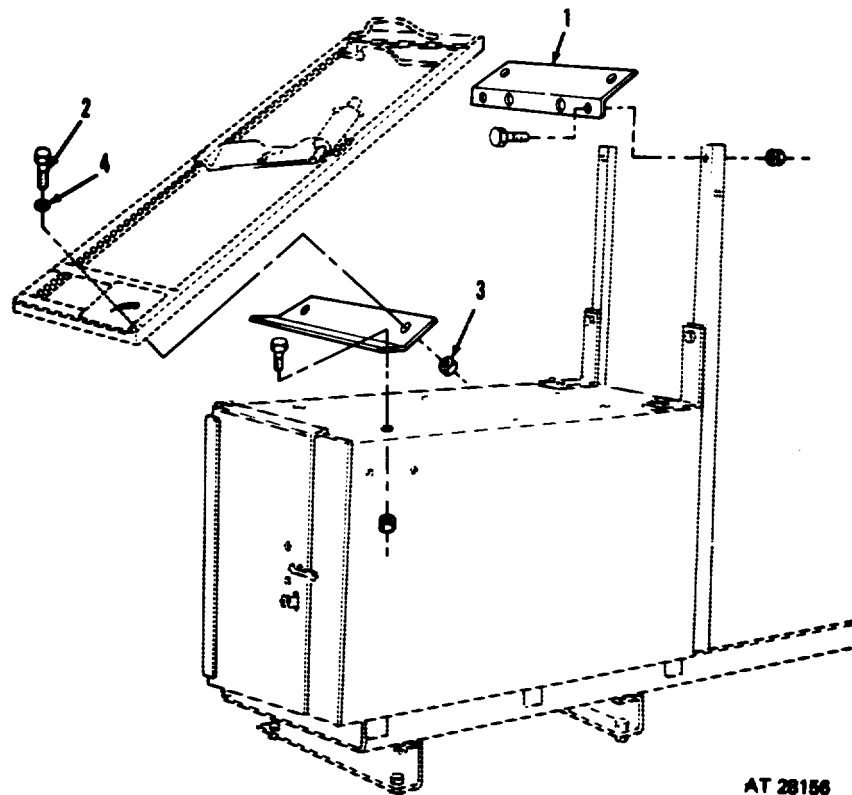
AT 28154

Figure 142. Tool box assembly.



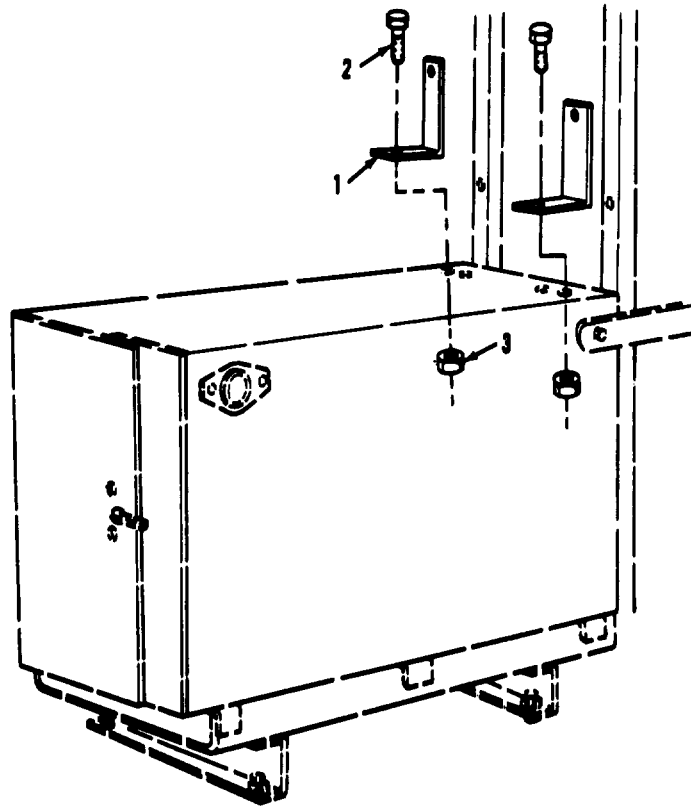
AT 28155

Figure 143. Bracket assembly.



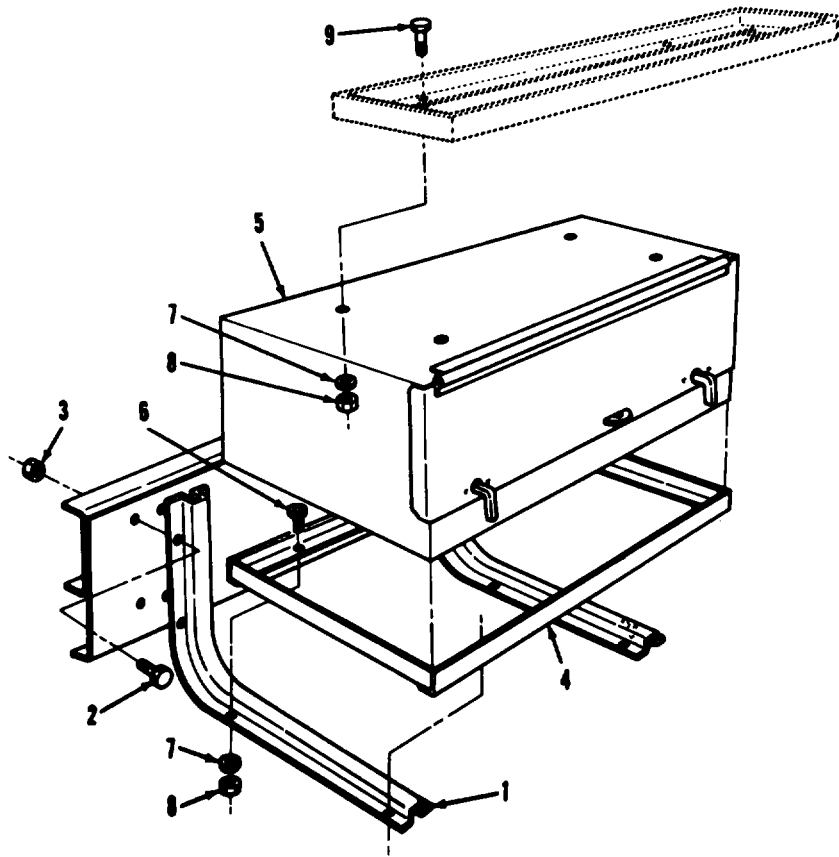
AT 28156

Figure 144. Bracket pioneer tool mounting.



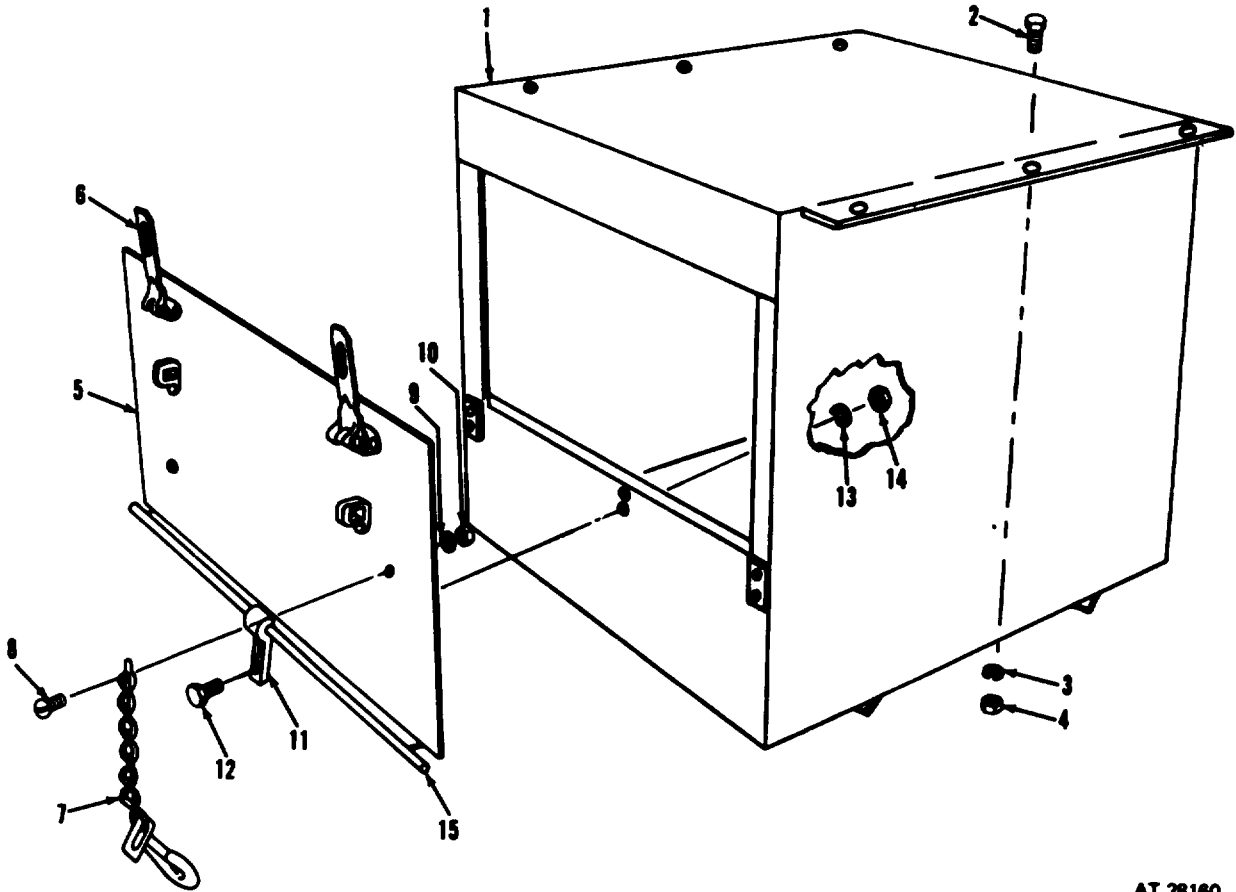
AT 28187

Figure 145. Bracket reinforcing pioneer.



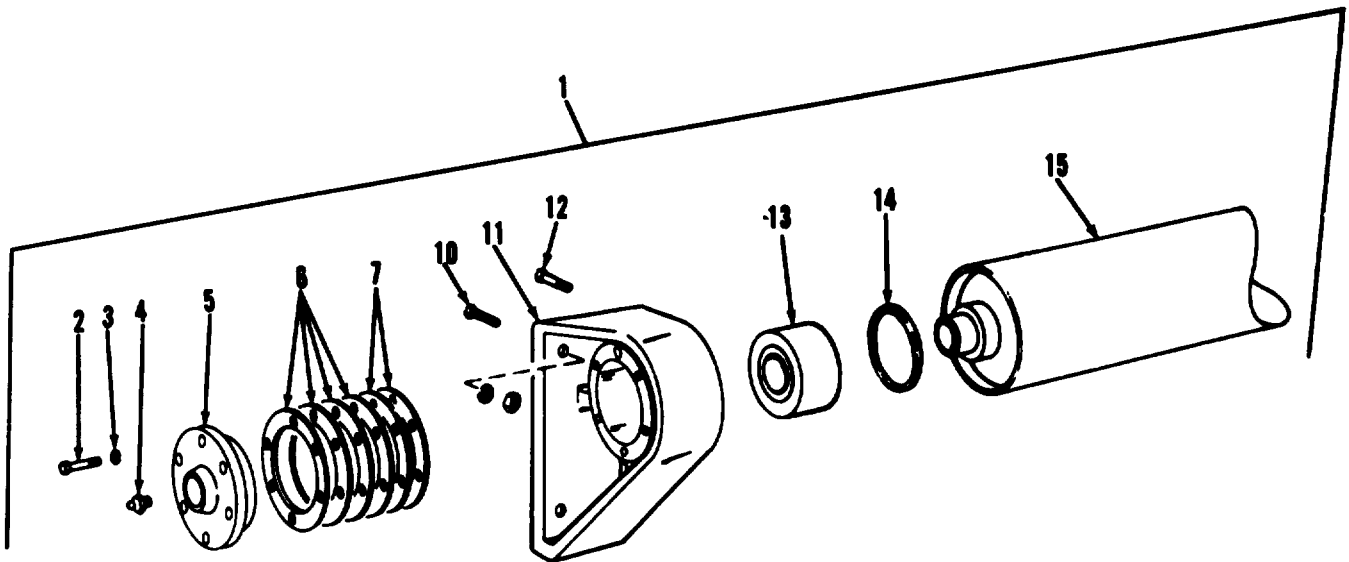
AT 28158

Figure 146. Hanger frame tool box and pioneer tool bracket.



AT 28160

Figure 147. Box assembly tool.



AT 47280

Figure 148. Loading roller.



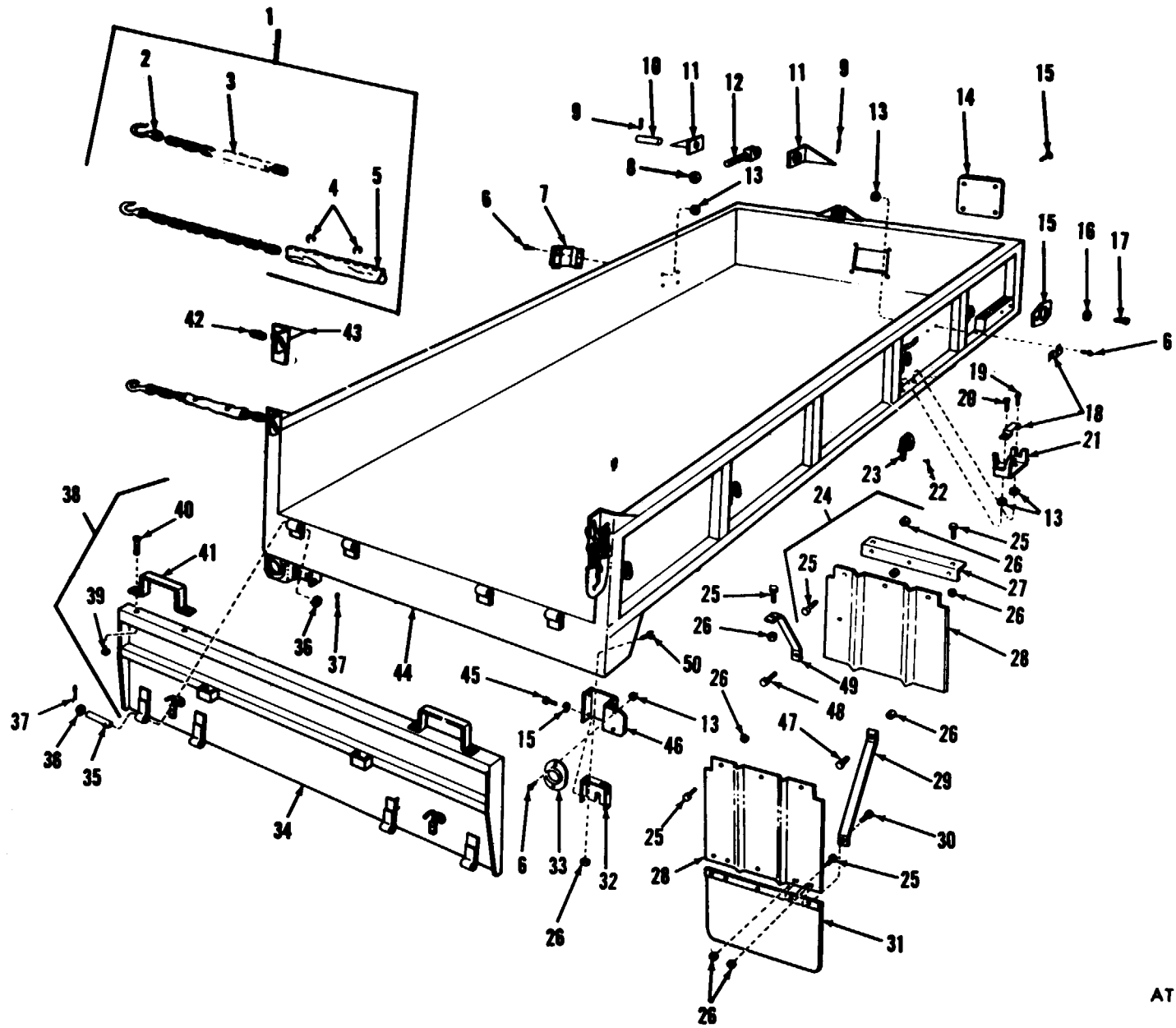
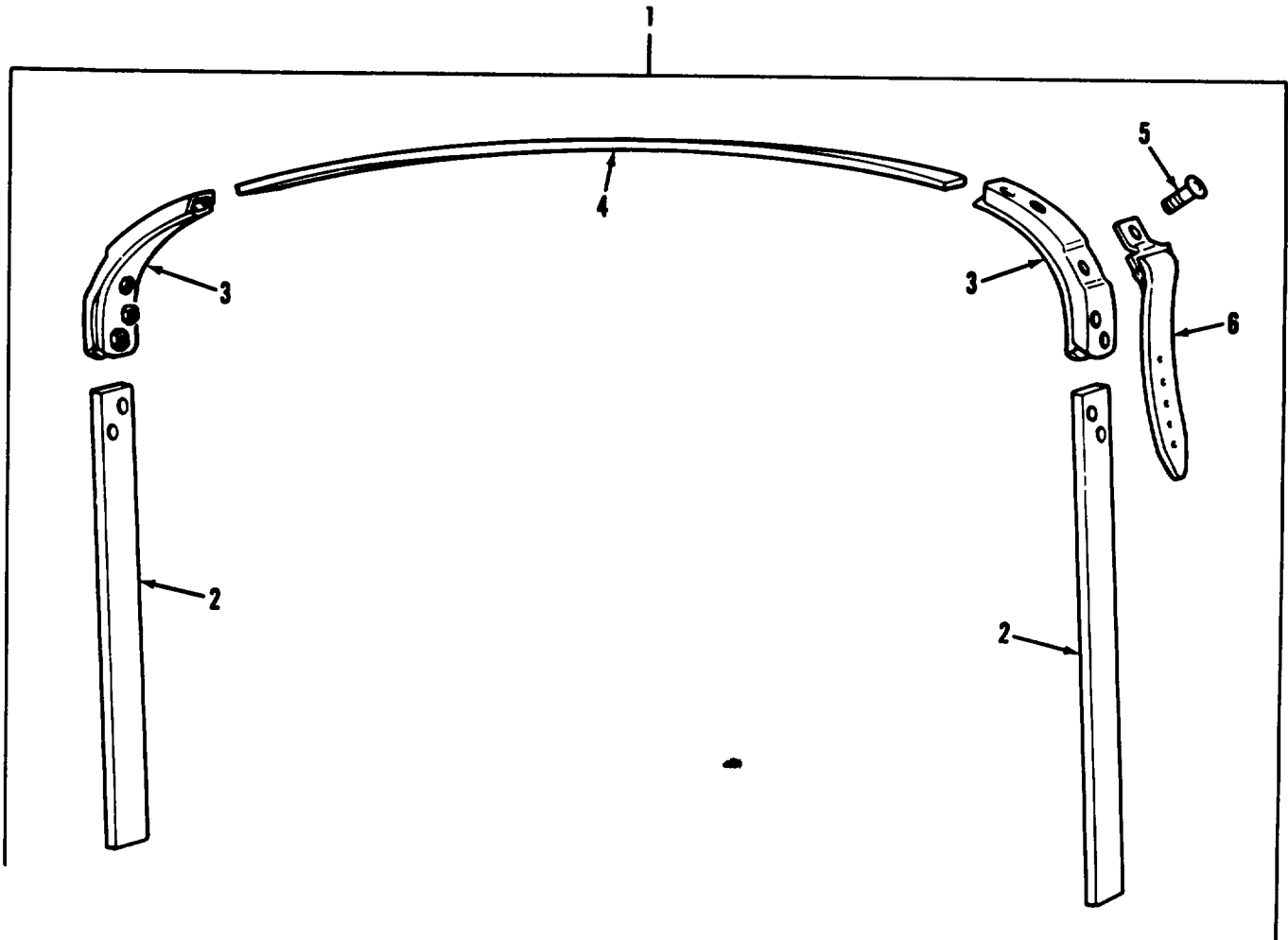


Figure 149. Cargo body.

AT 47281



AT 47282

Figure 150. Bow assembly.

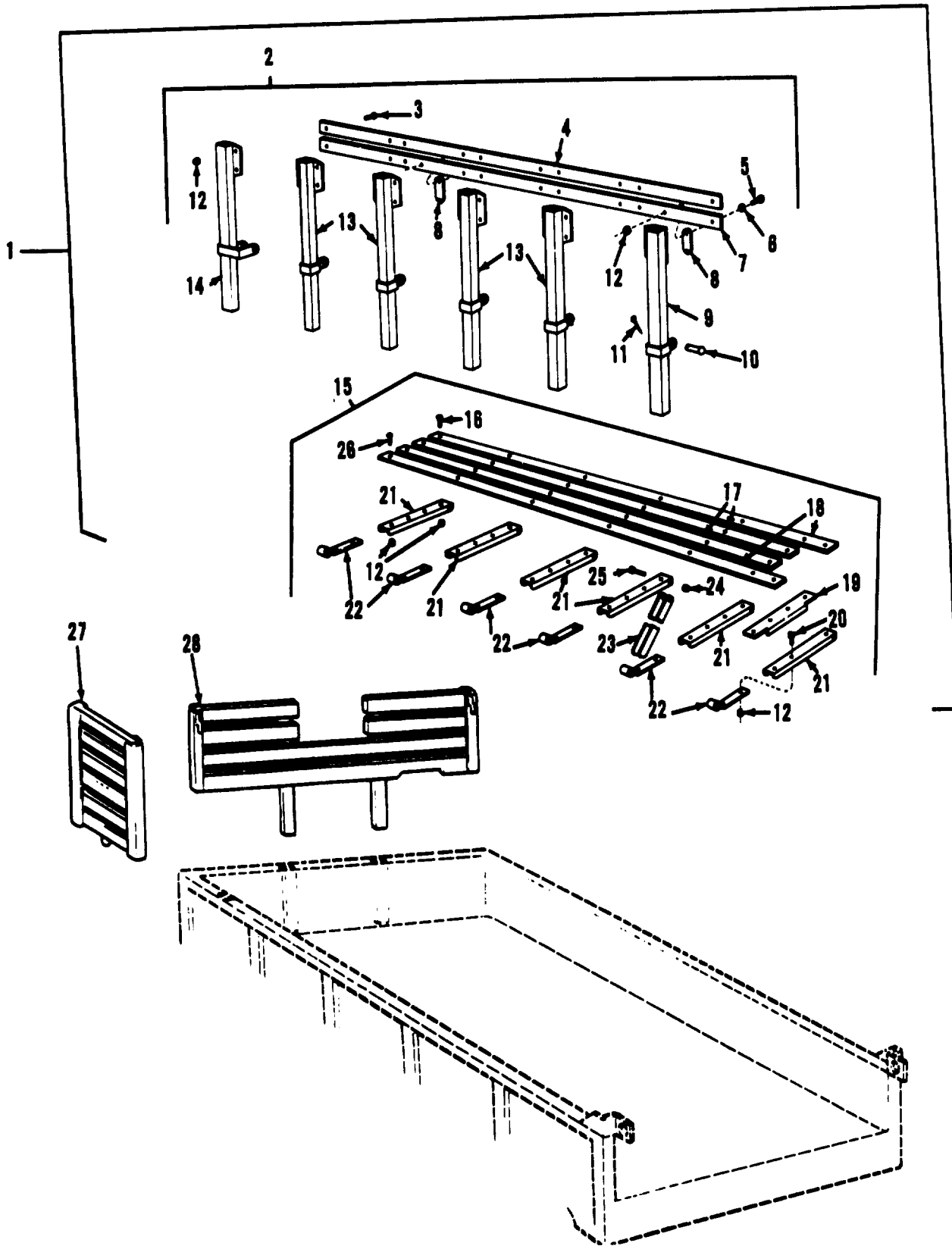
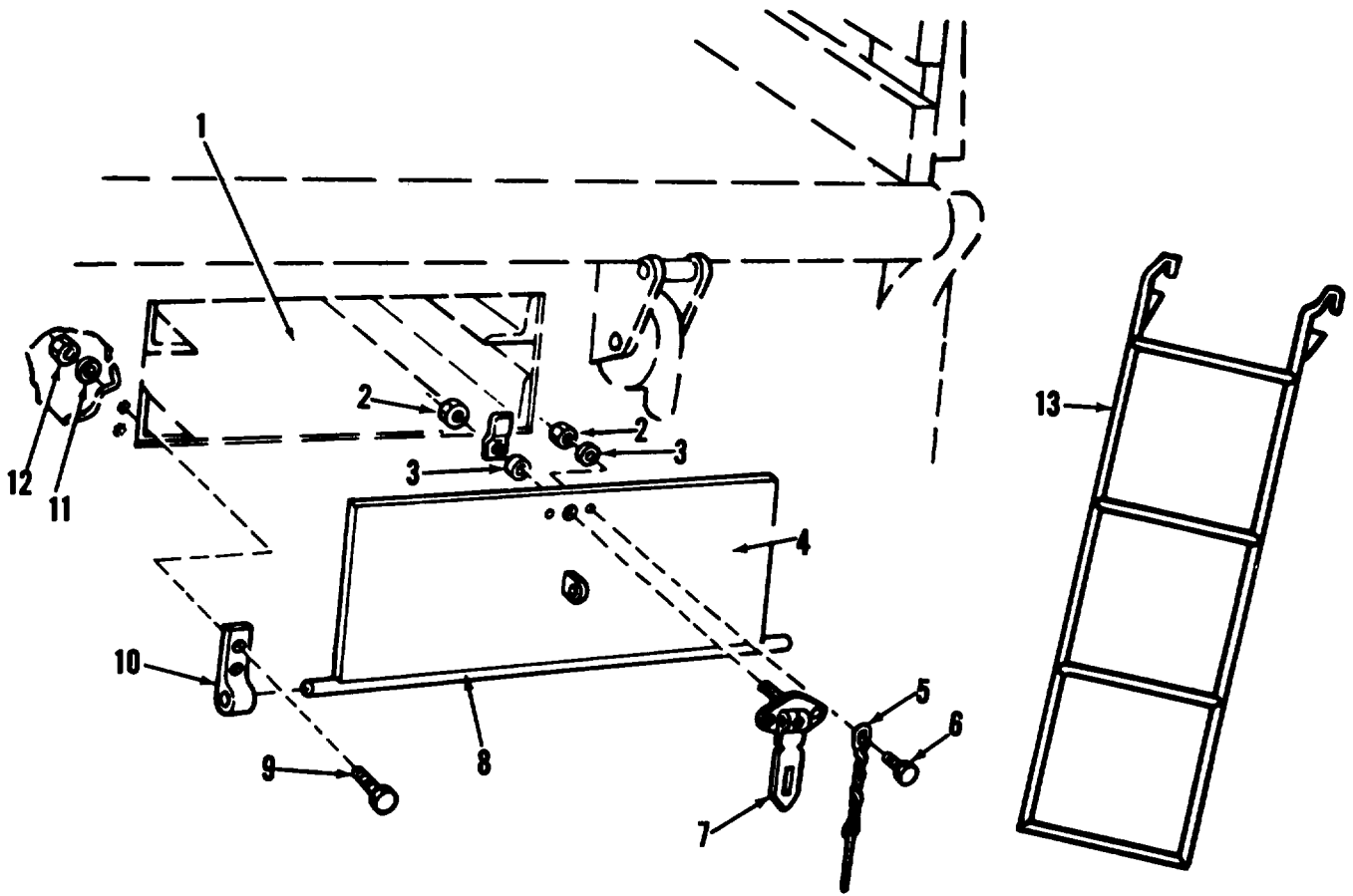


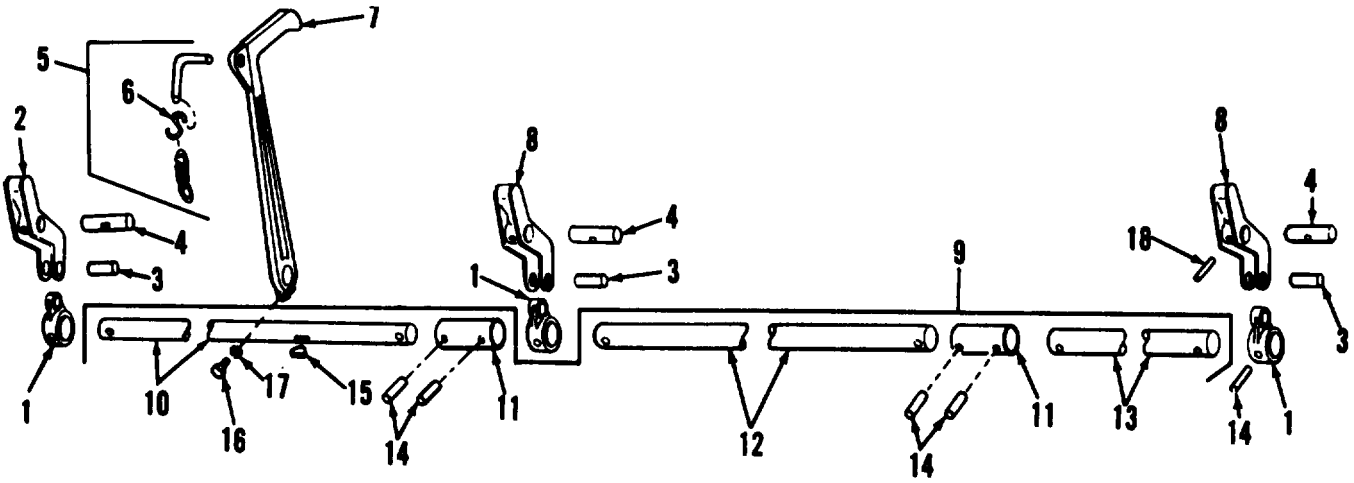
Figure 151. Gate, rack and seat assembly.

AT 47283



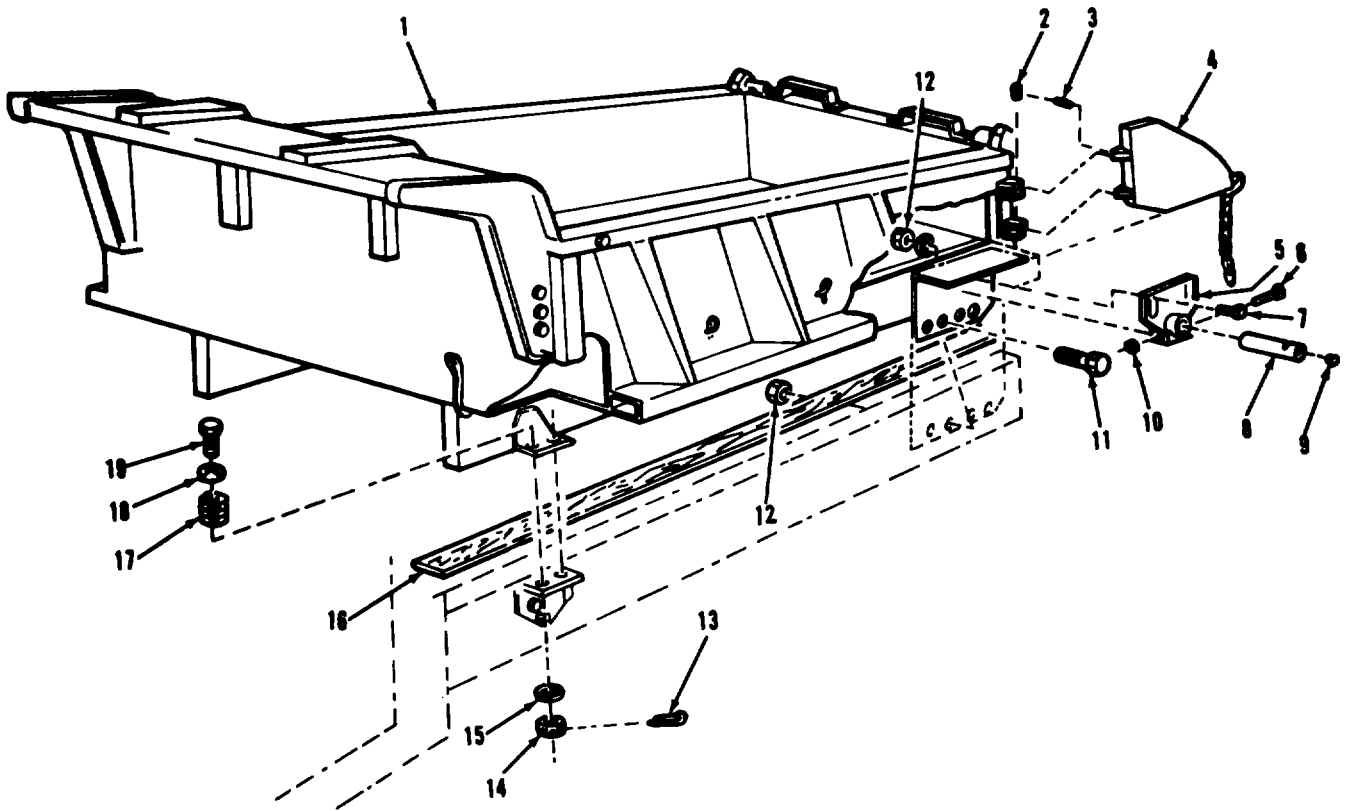
AT 47284

Figure 152. Compartment and ladder assembly.



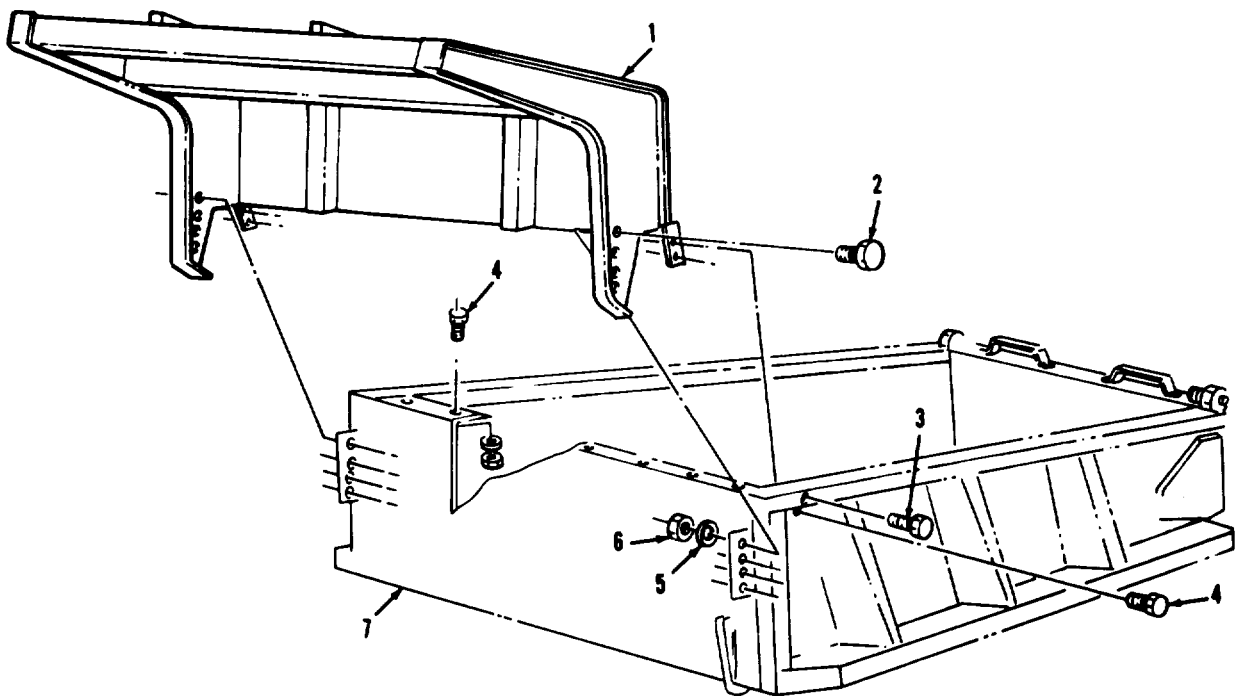
AT 47285

Figure 153. Bridge transport body back lock shaft.



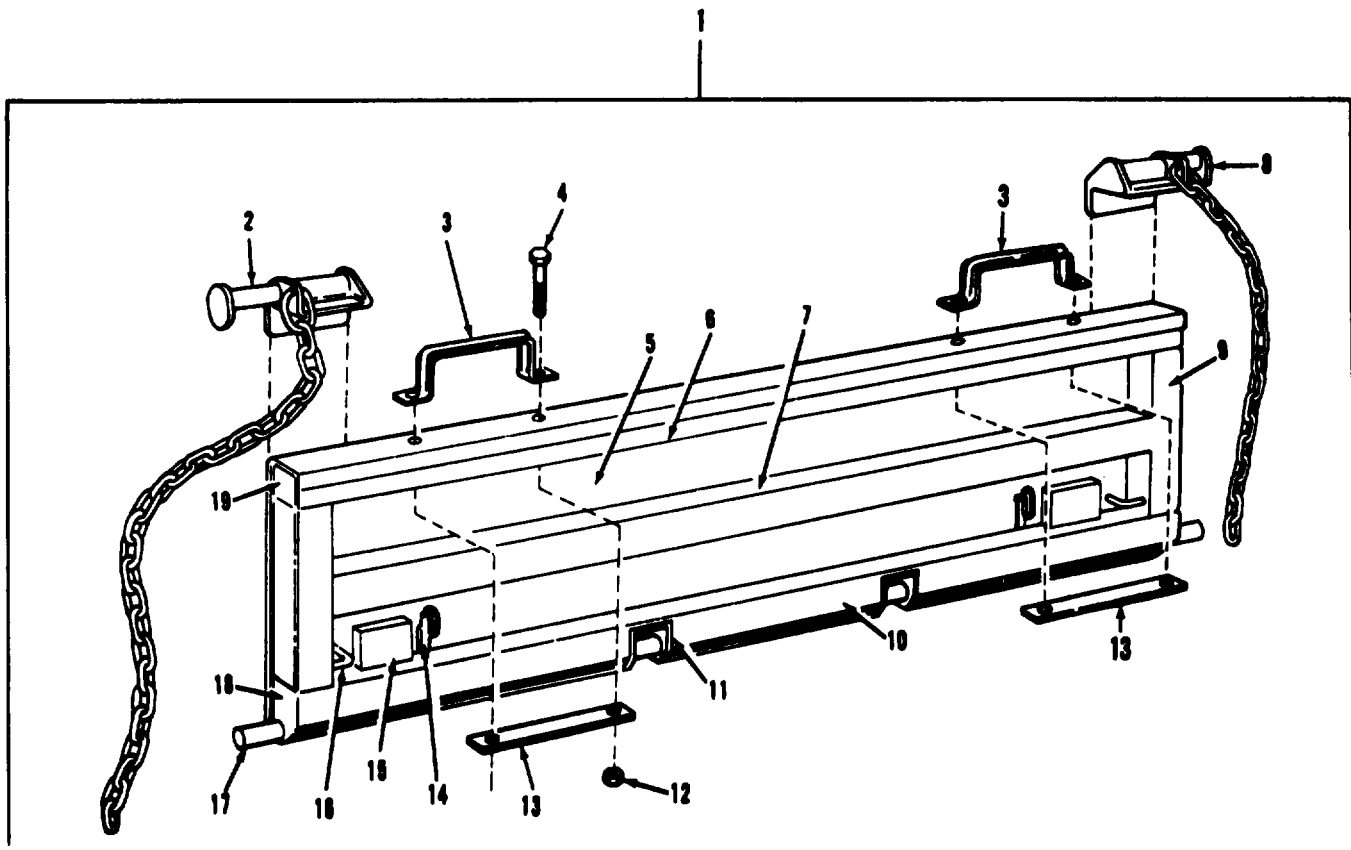
AT 47286

Figure 154. Dump truck body and related parts.



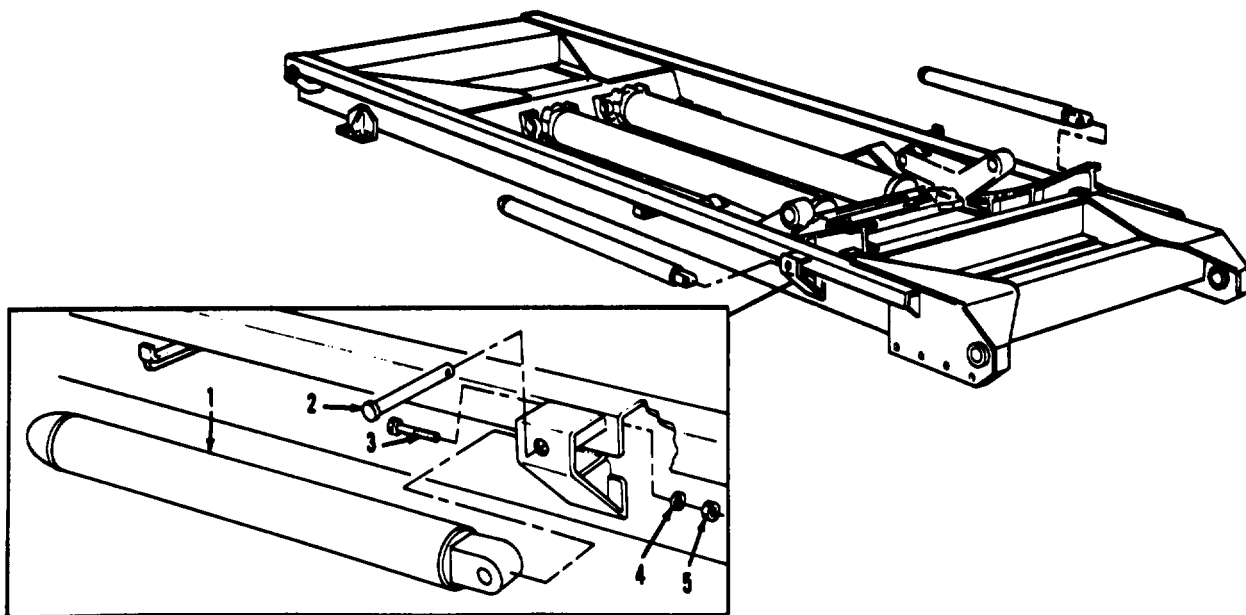
AT 28184

Figure 155. Dump truck shield assembly.



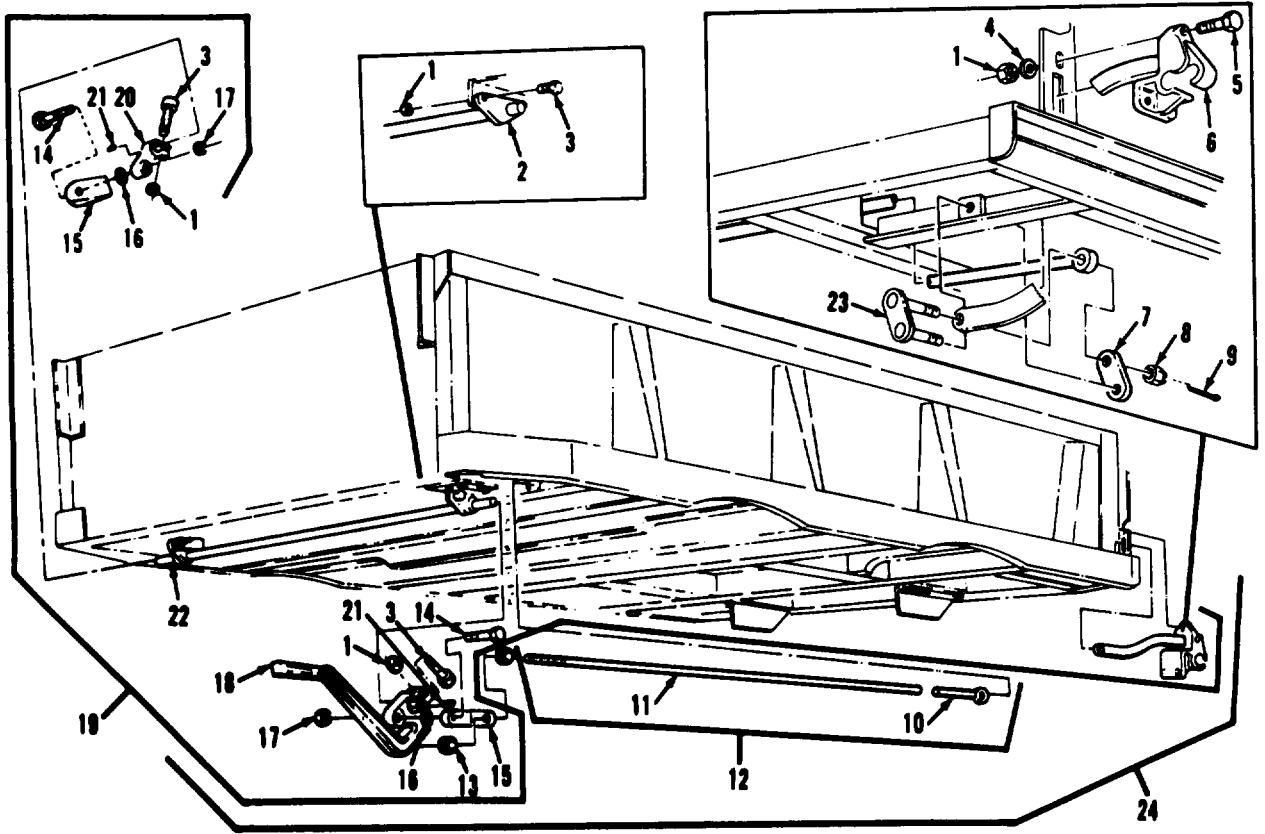
AT 47287

Figure 156. Dump truck tailgate assembly.



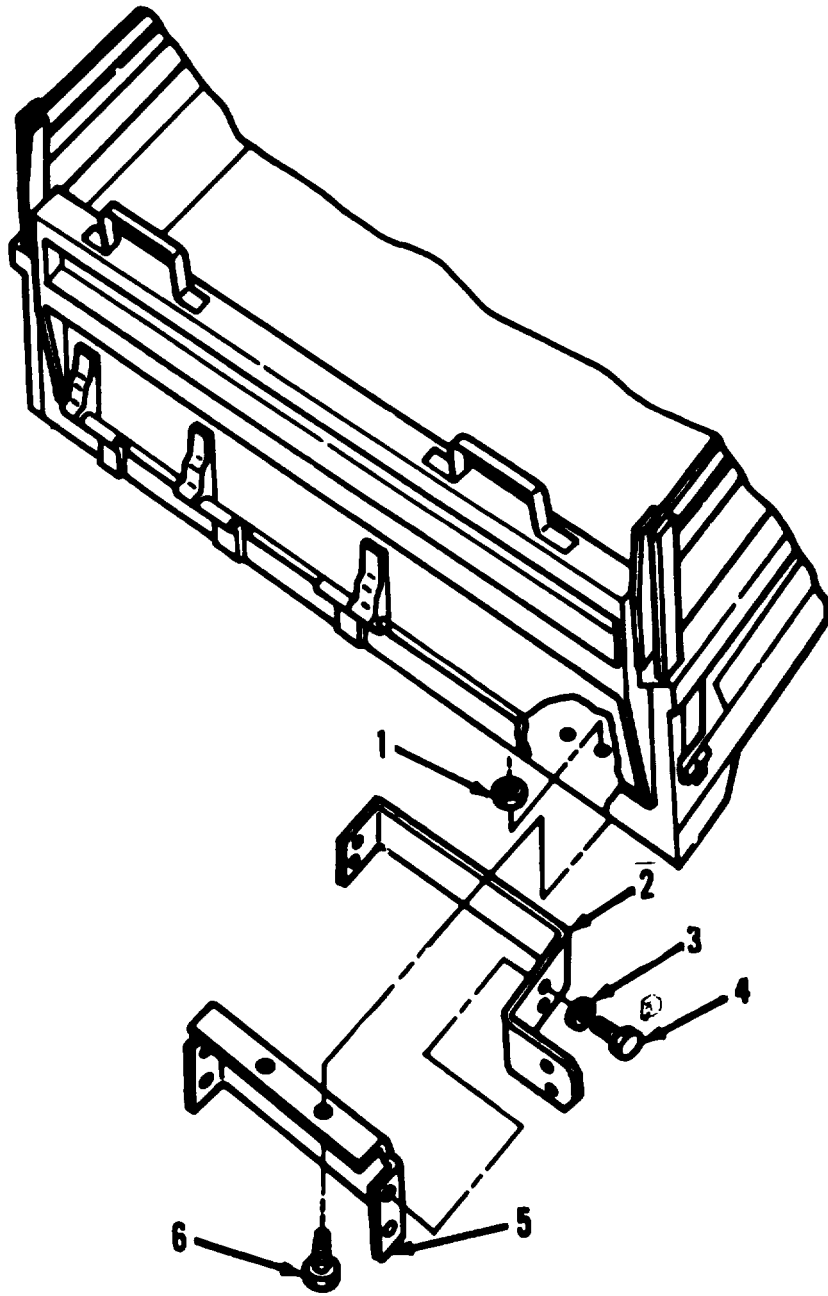
AT 28167

Figure 157. Dump truck hoist assembly.



AT 28166

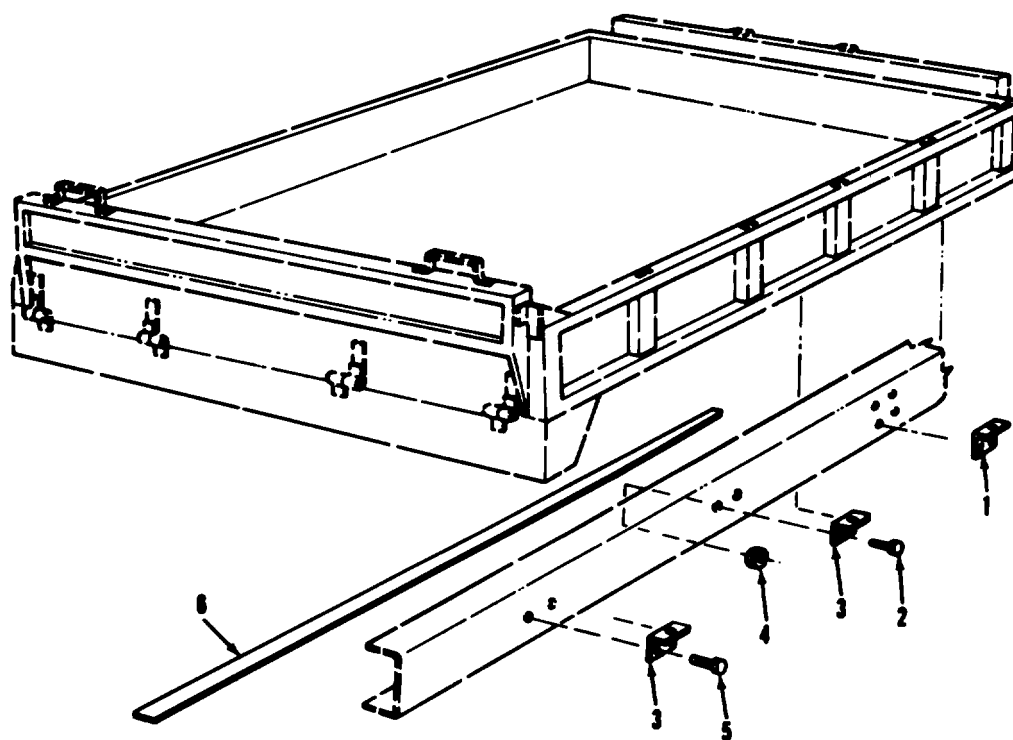
Figure 158. Dump truck body controls.



**AT 28172**

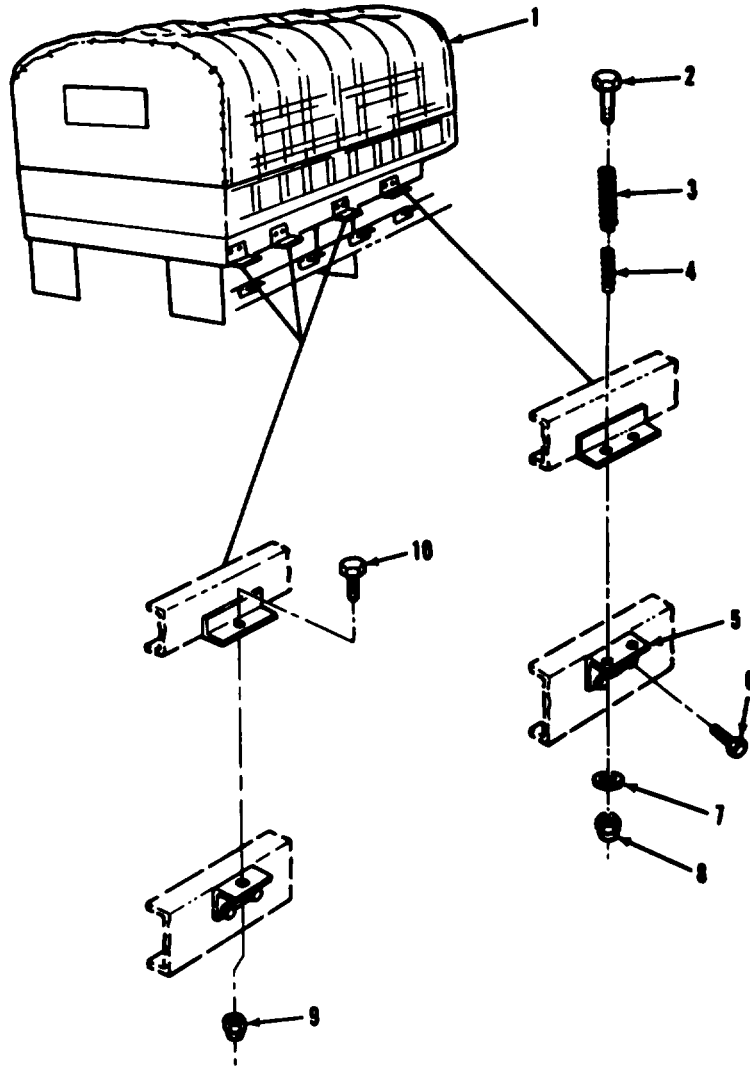
*Figure 159. Cargo body taillight brackets.*





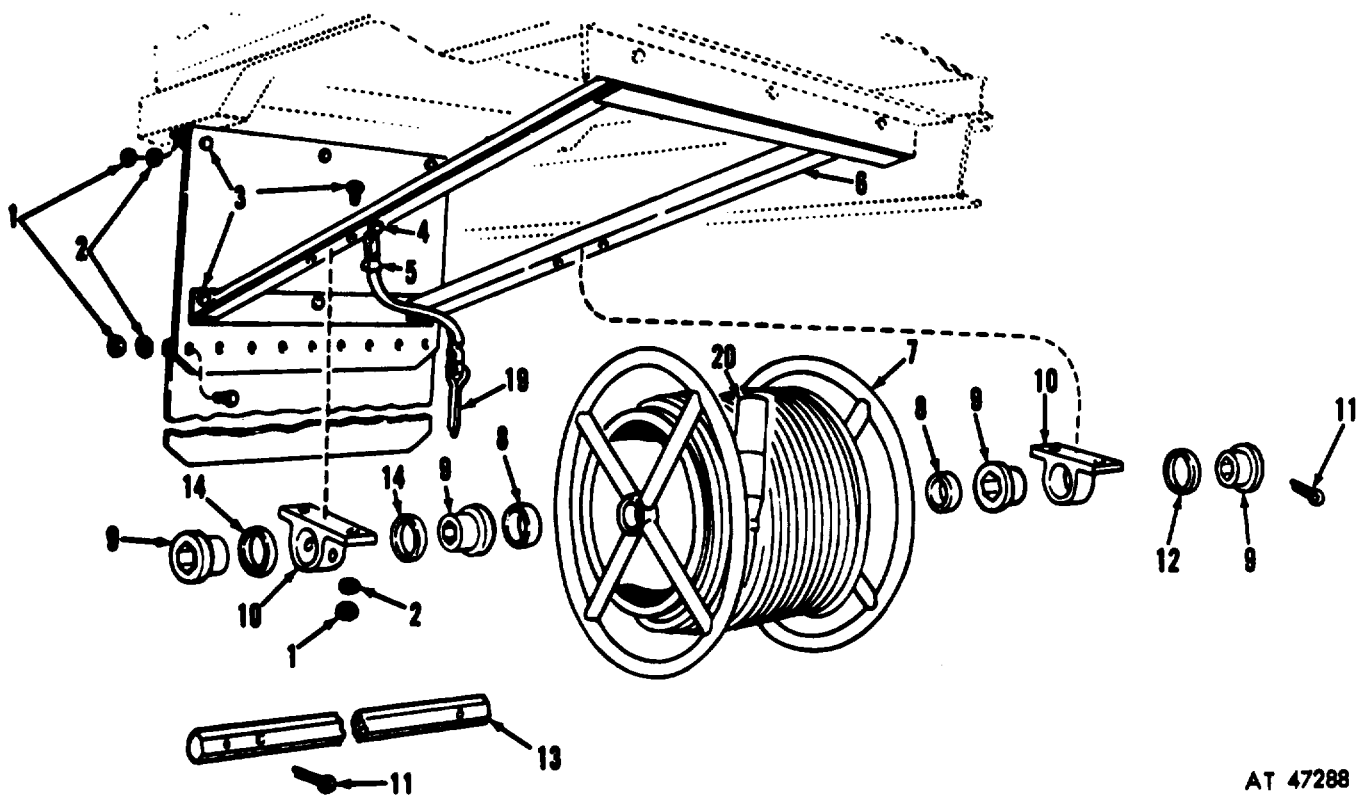
AT 28179

Figure 160. Cargo body short frame brackets.



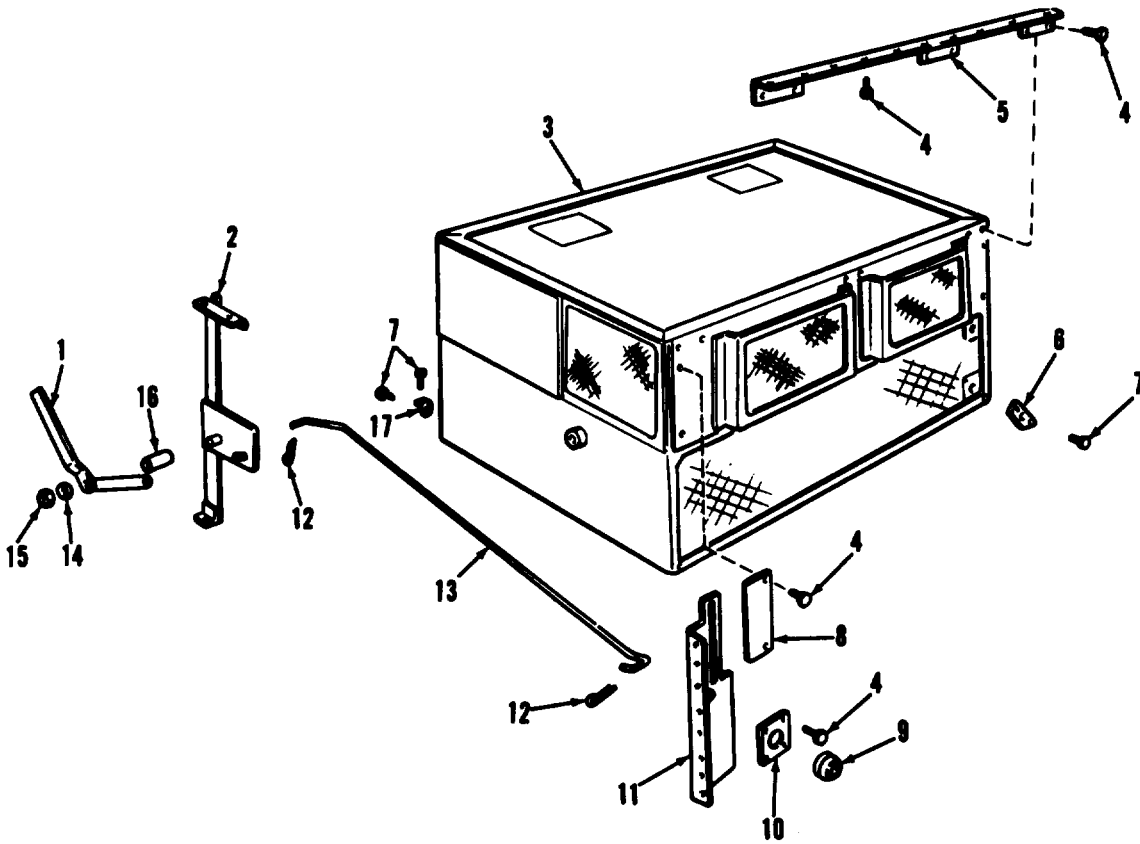
AT 26181

Figure 161. Cargo short body mounting brackets.



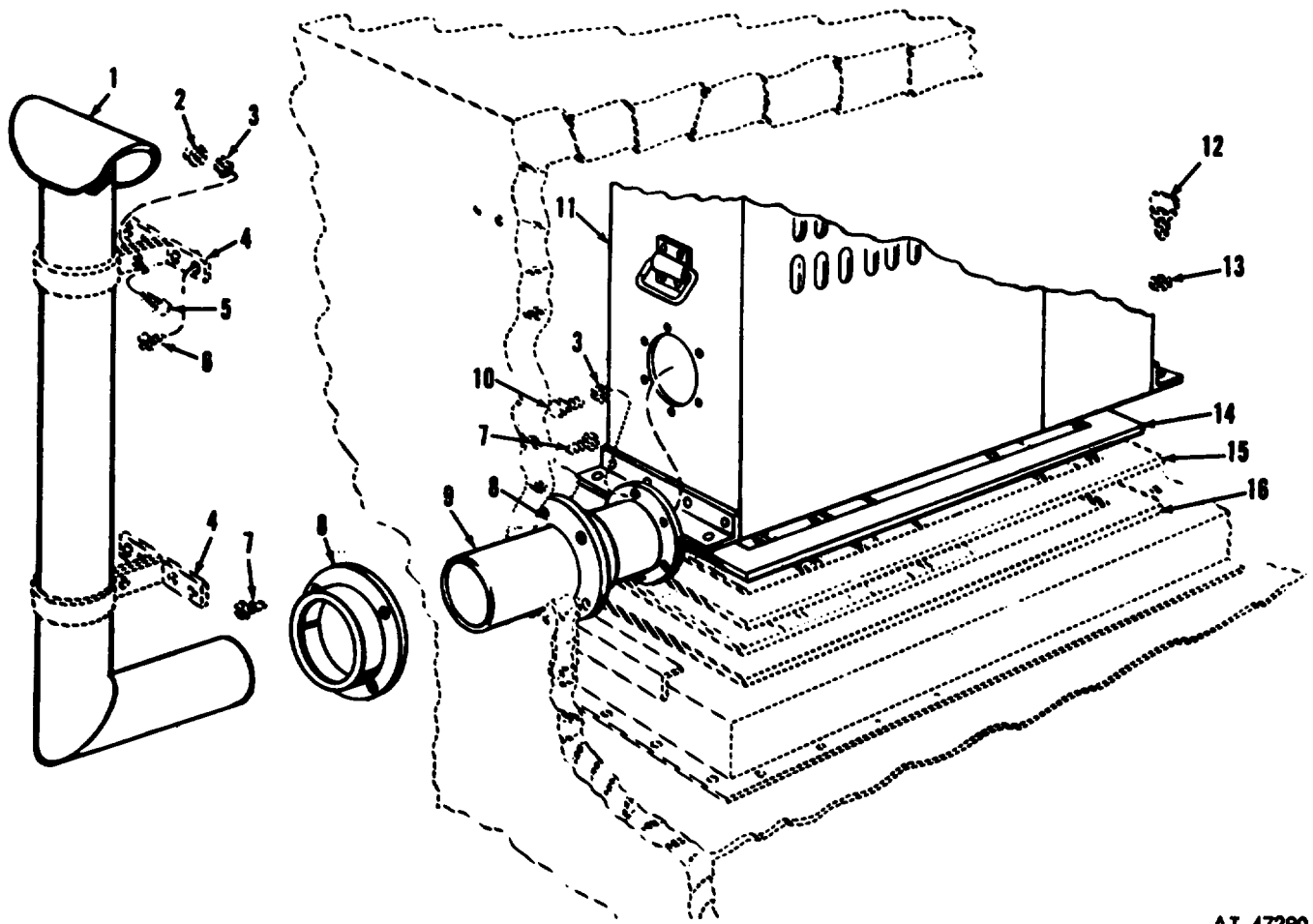
AT 47288

Figure 162. Cable reel and splash guard assembly.



AT 47289

Figure 163. Air conditioner and related parts.



AT 47290

Figure 164. Heater and exhaust system.



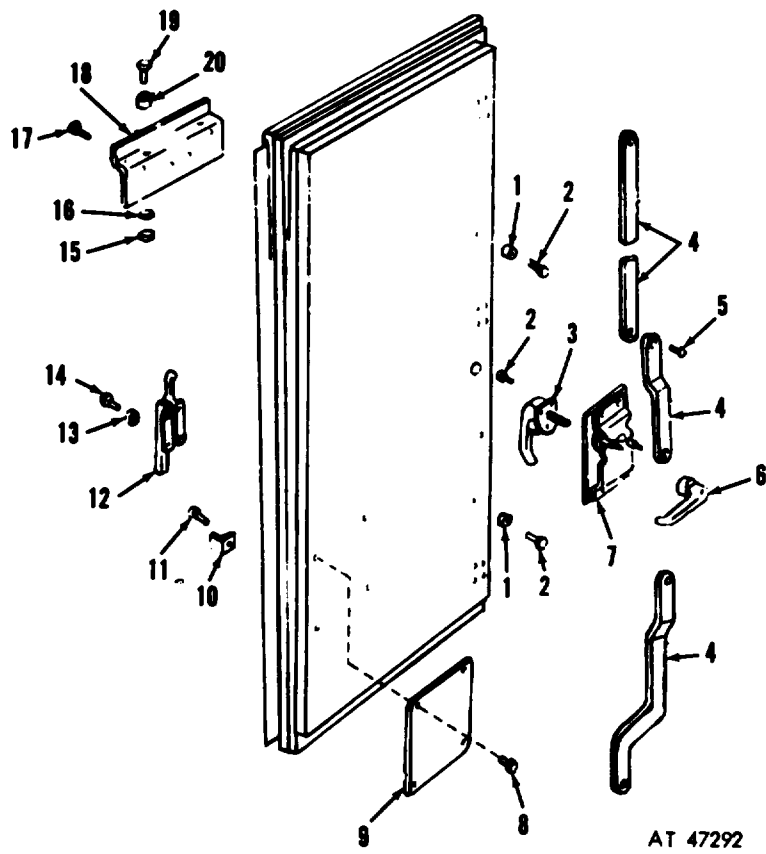
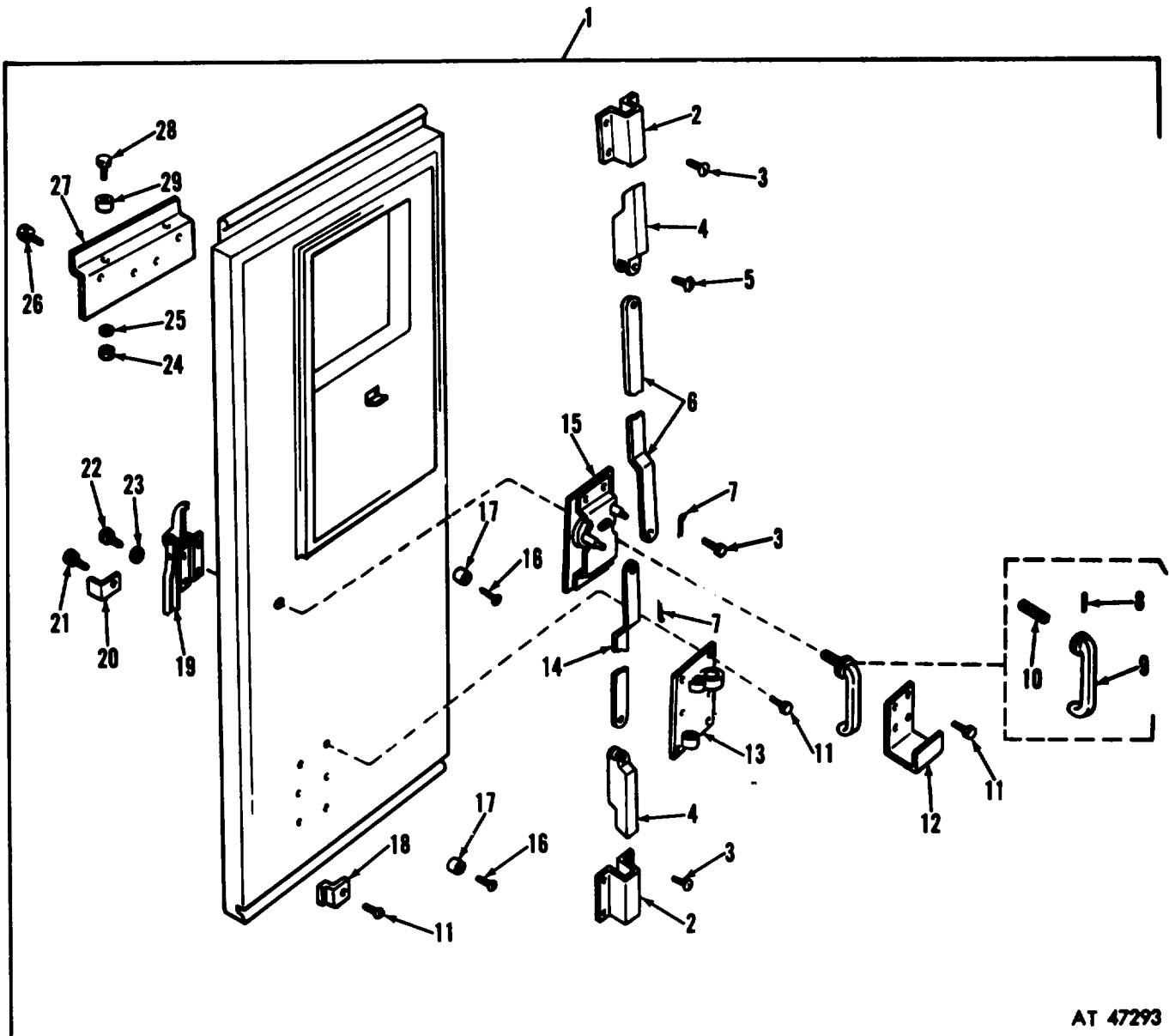



Figure 166. Right rear door assembly.



AT 47293

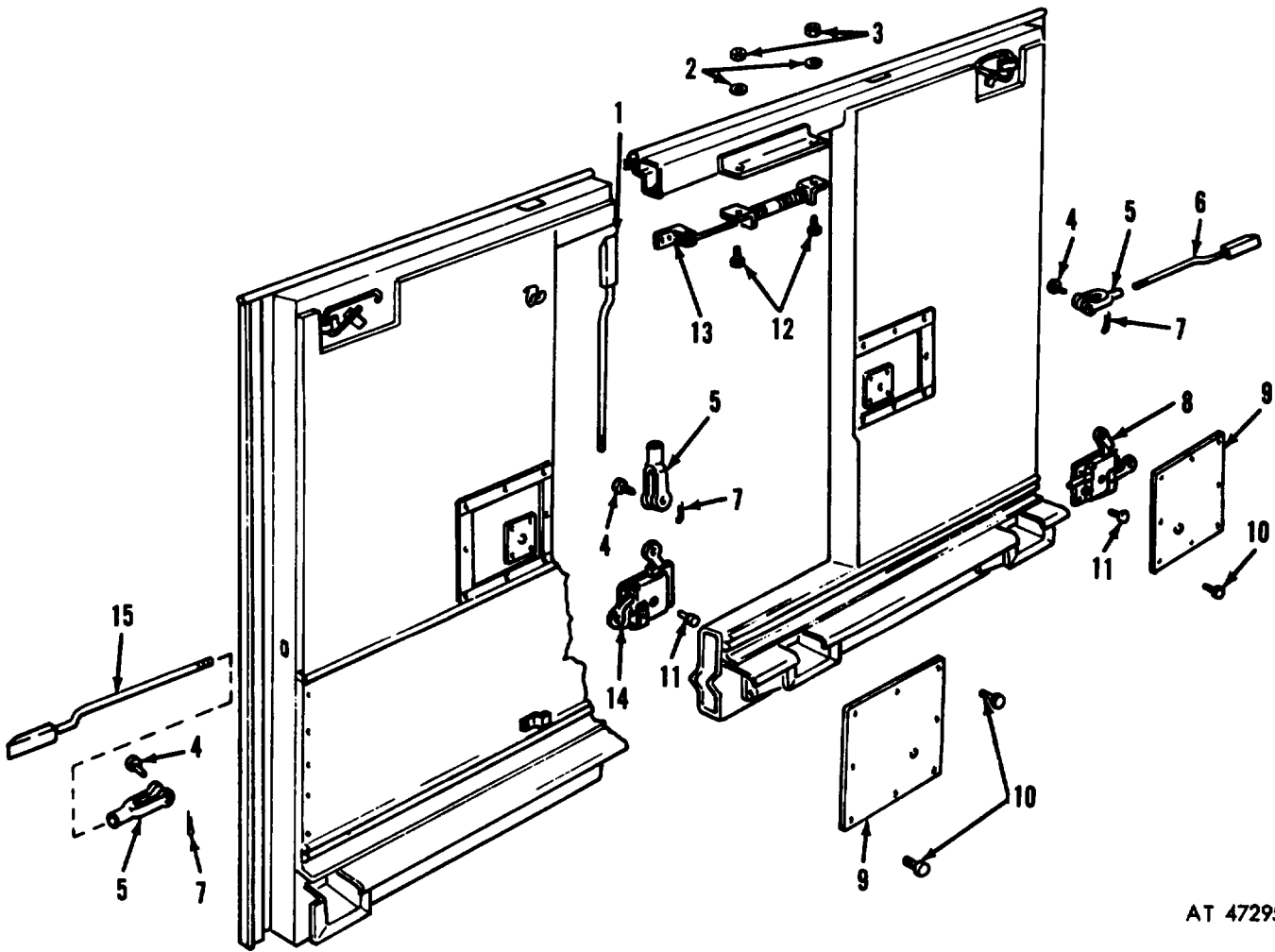
Figure 167. Left rear door assembly.





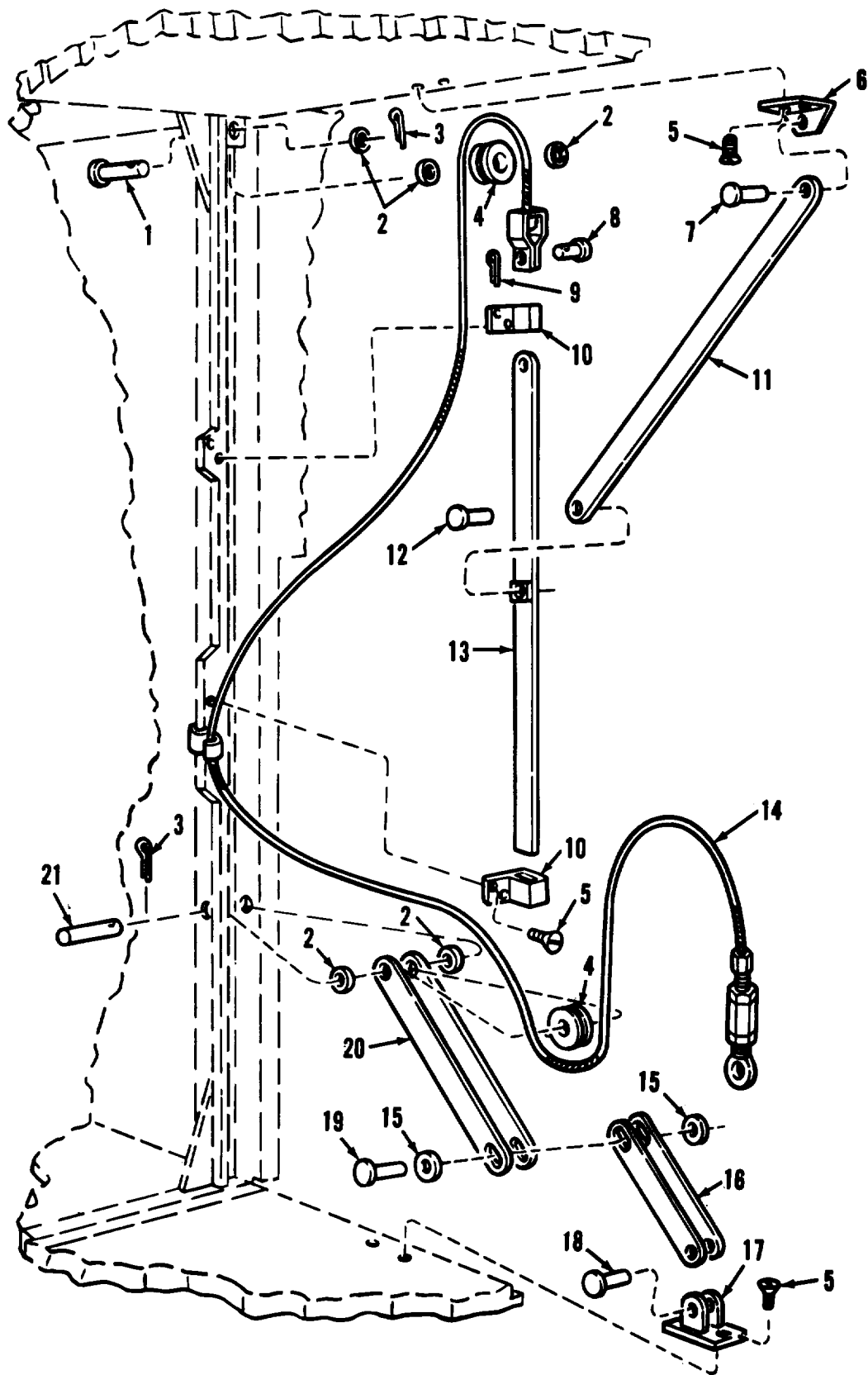
AT 47294

Figure 168. Side door assembly.



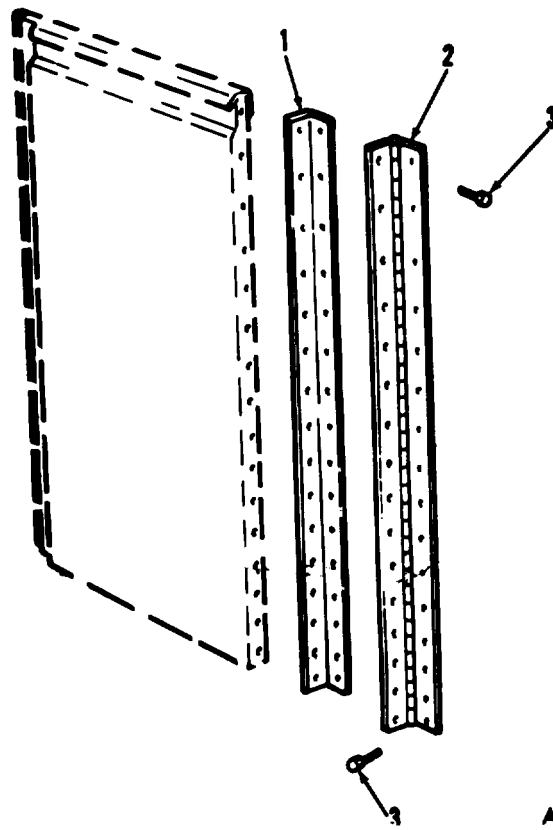
AT 47295

Figure 169. Side wall assembly.



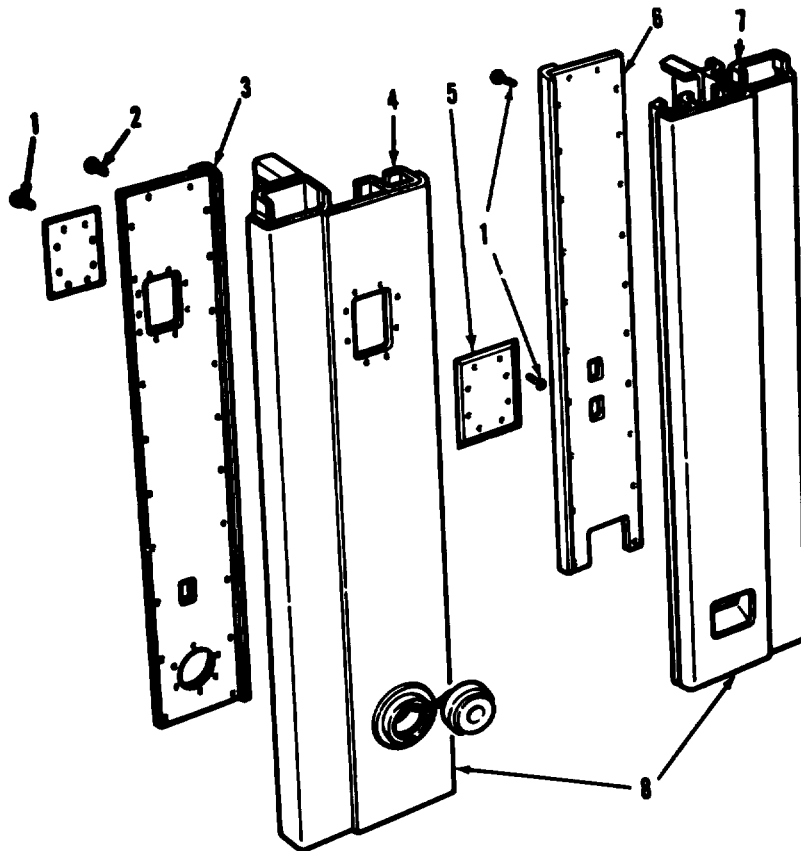
AT 47296

Figure 170. Counter balance assembly.



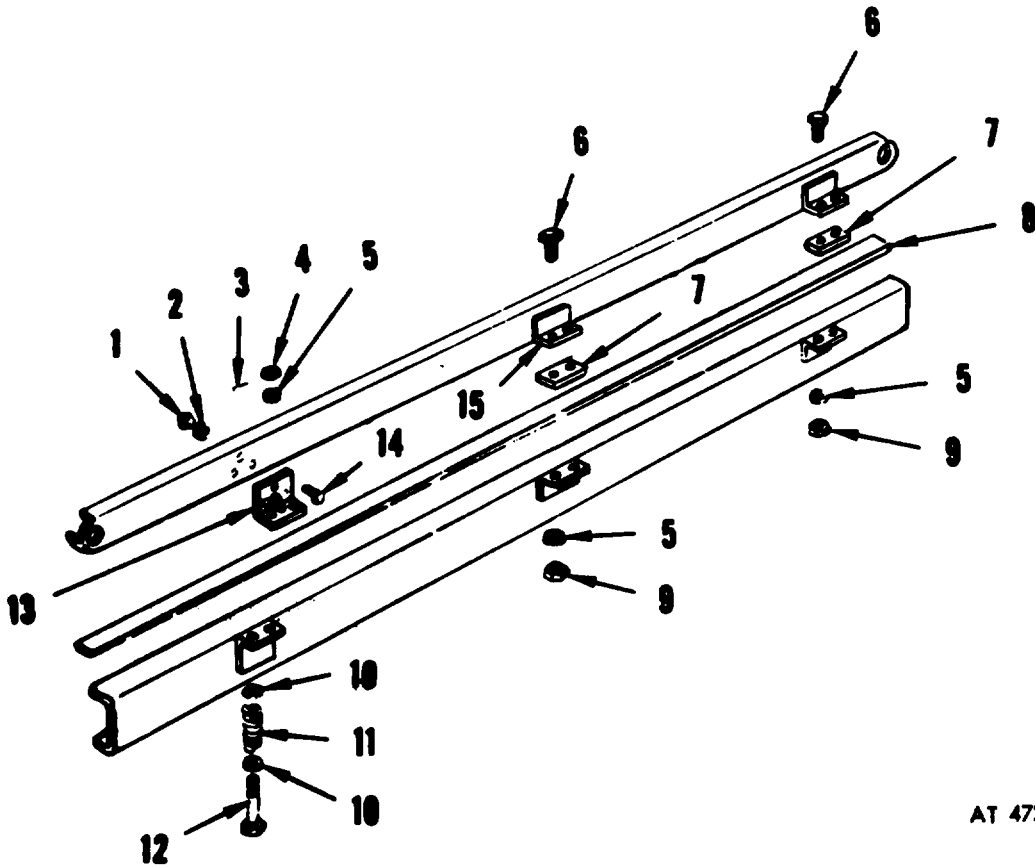
AT 47297

Figure 171. Door assembly end panel.



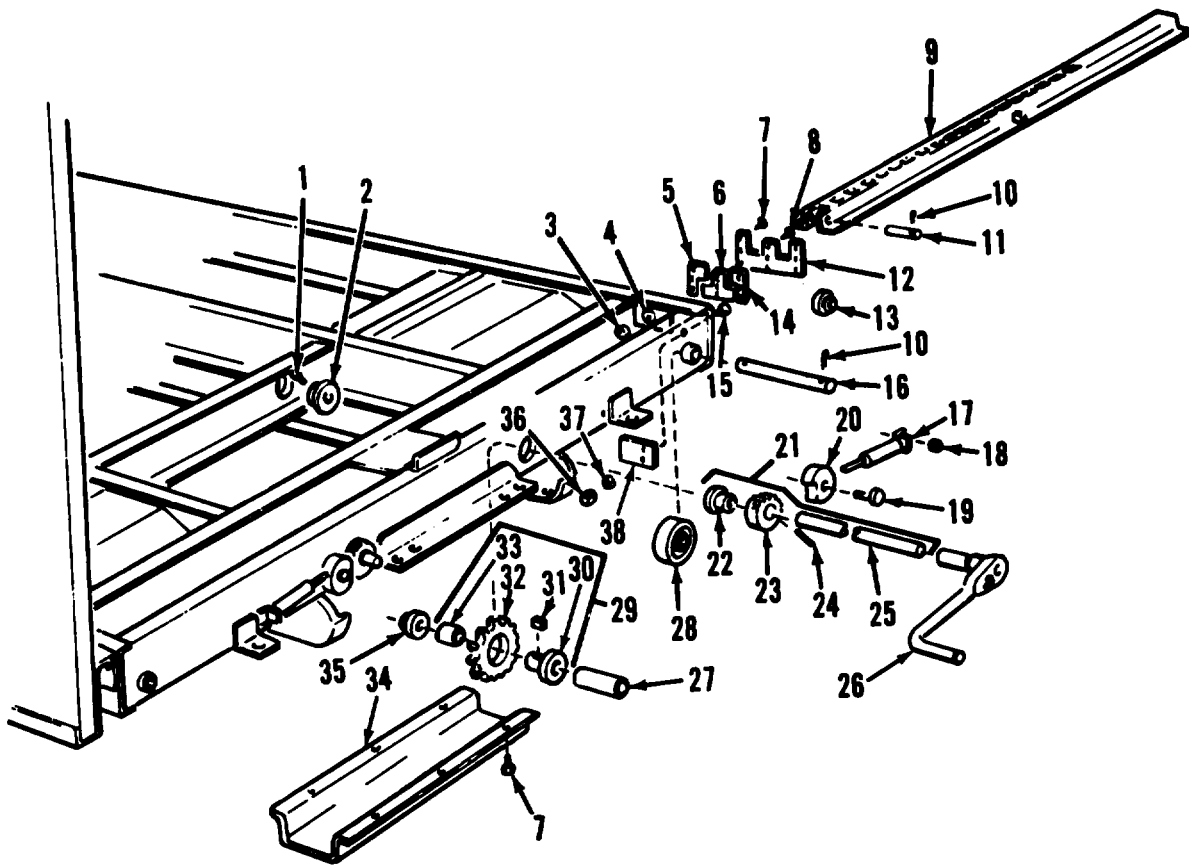
AT 47298

Figure 172. Rear wall assembly.



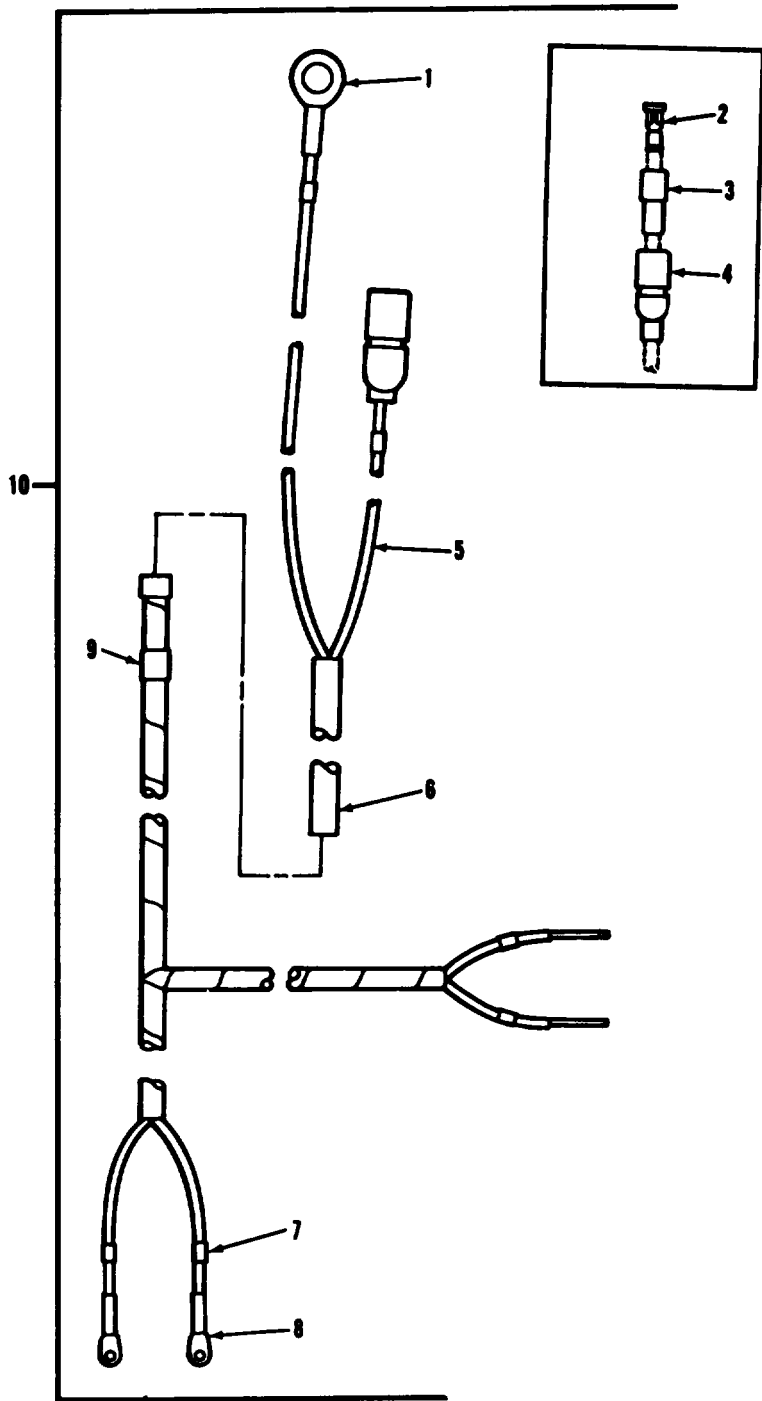
AT 47299

Figure 173. Body mounting and related parts.



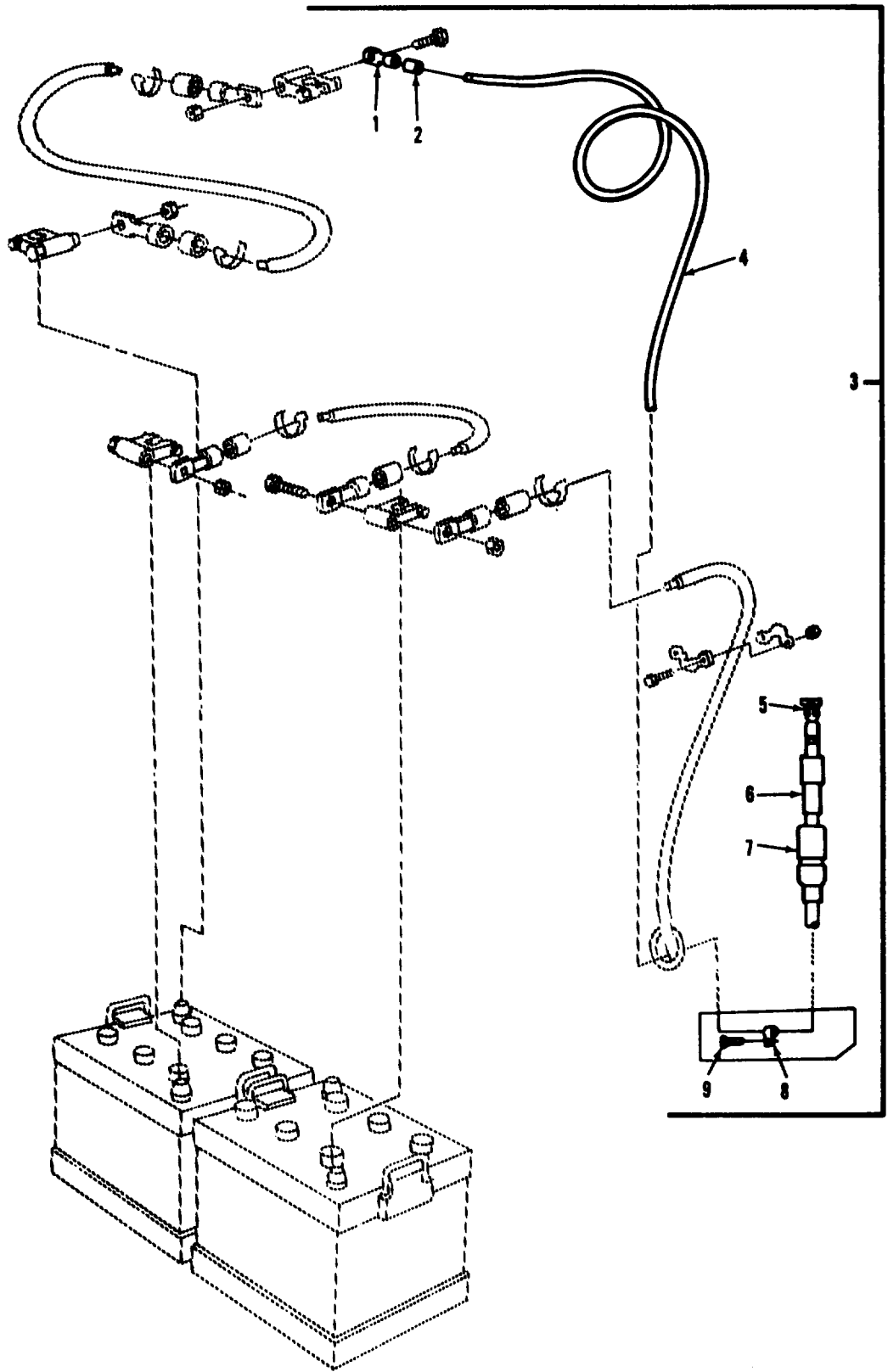
AT 47300

Figure 174. Underframe and related parts.



AT 28266

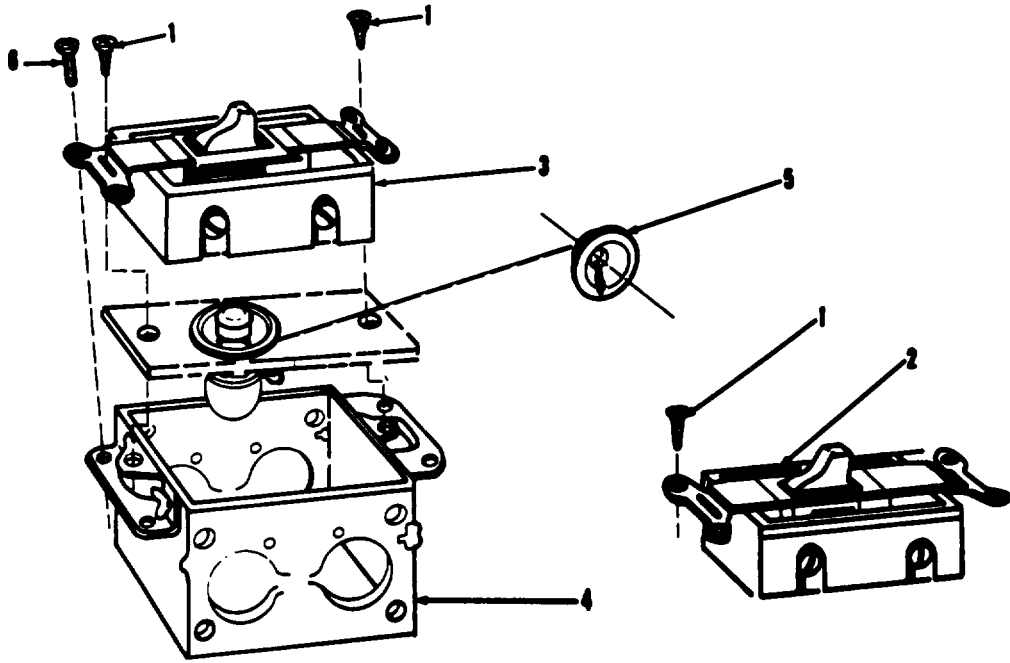
Figure 175. Van body emergency lamp harness.



AT 28268

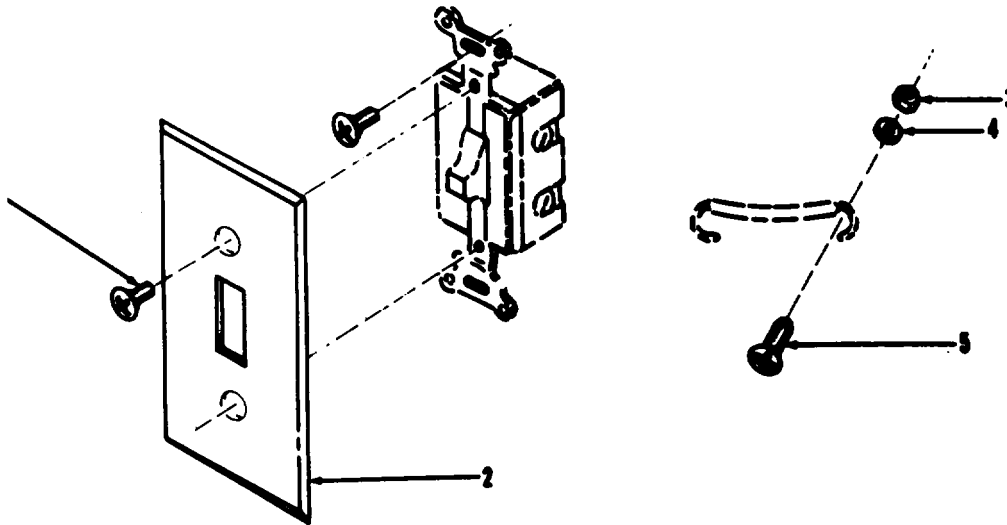
Figure 176. Van body battery connection cable assembly.





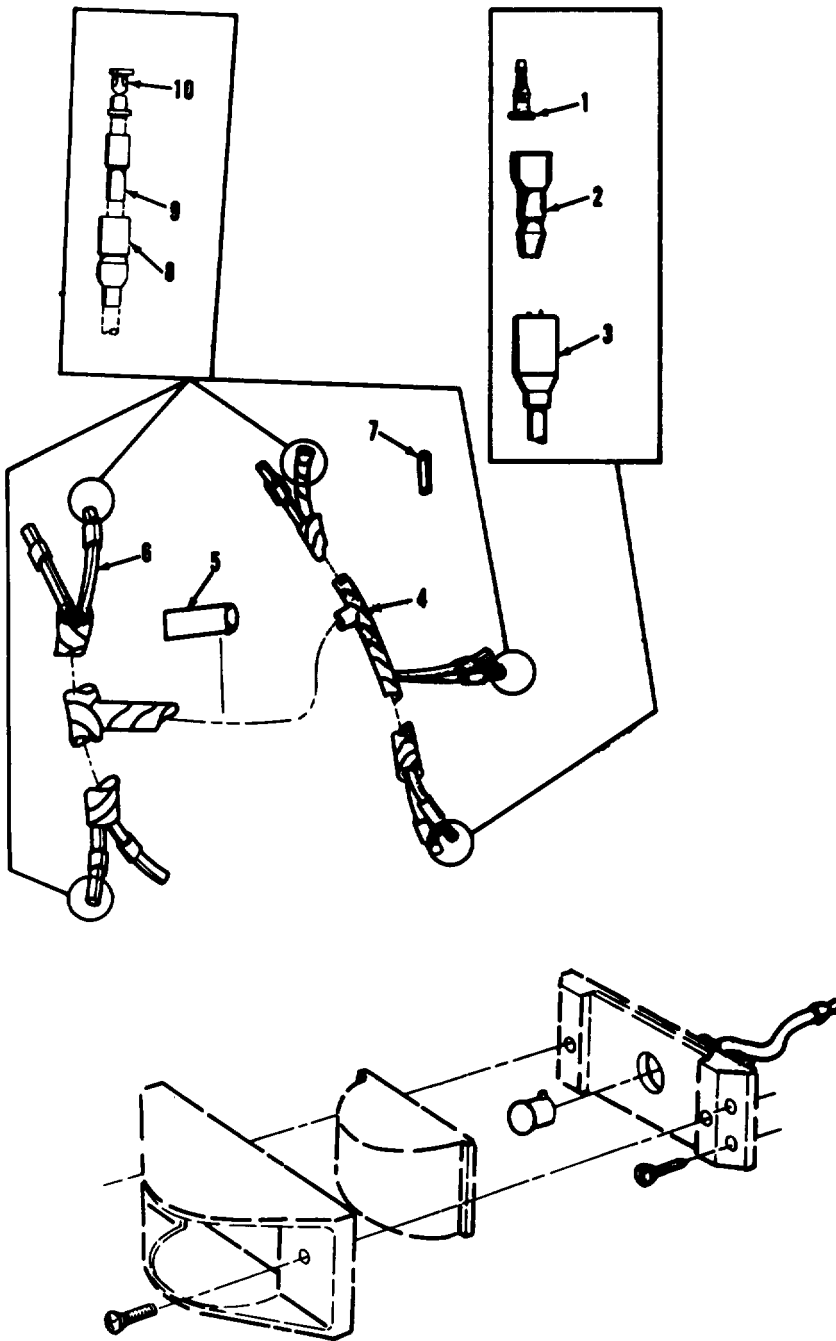
AT 28270

Figure 177. Van body rear wall emergency light switch and related parts.



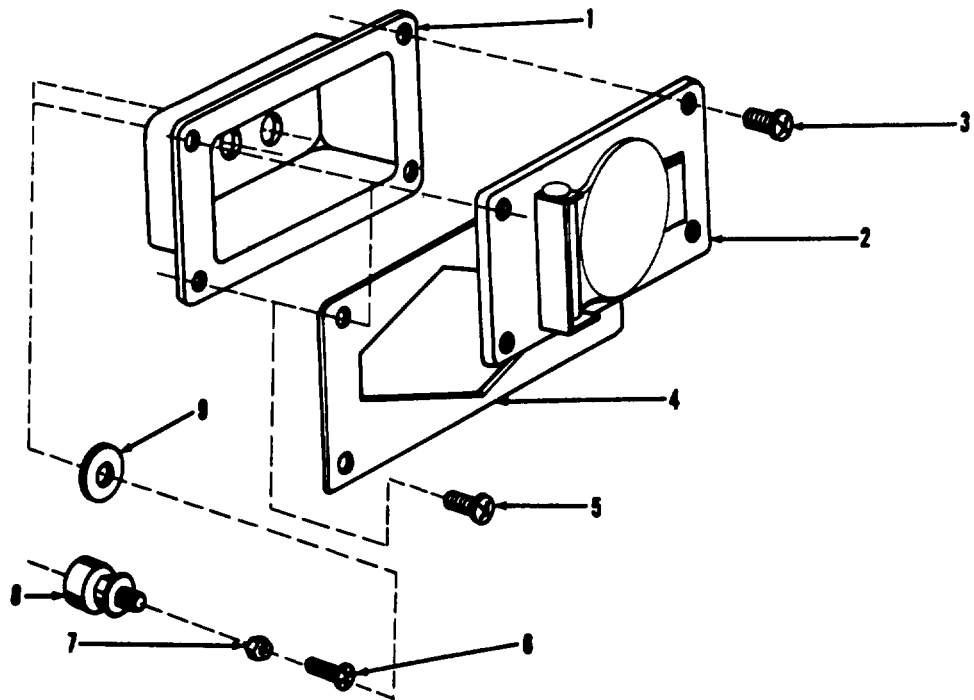
AT 28271

Figure 178. Van body three way switch box cover and related parts.



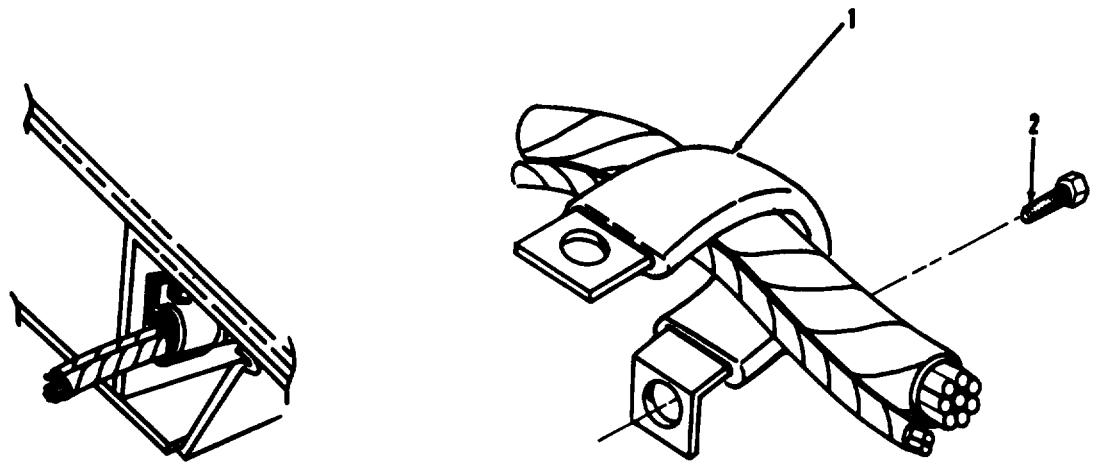
AT 28272

*Figure 179. Van body clearance light cable assembly.*



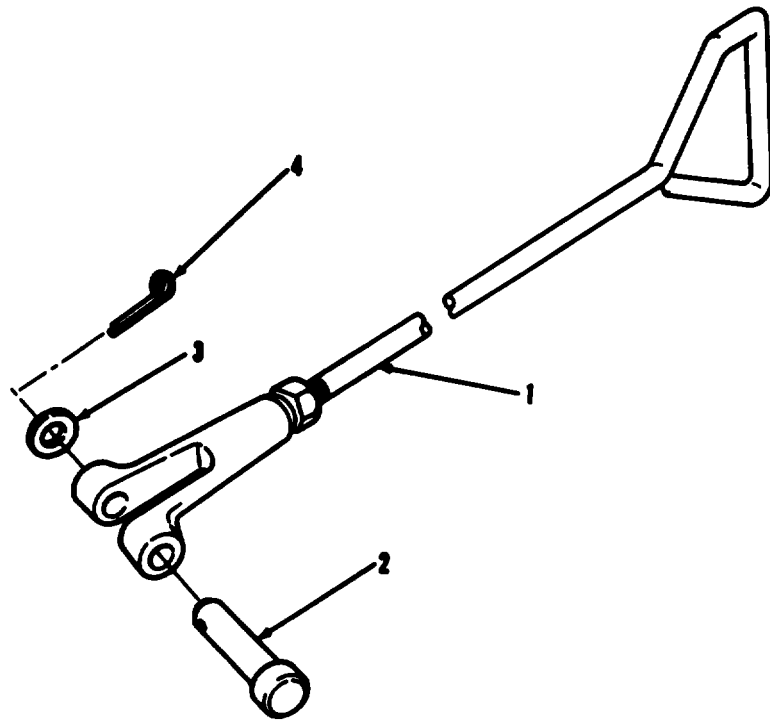
AT 28278

*Figure 180. Van body telephone post, box and related items*



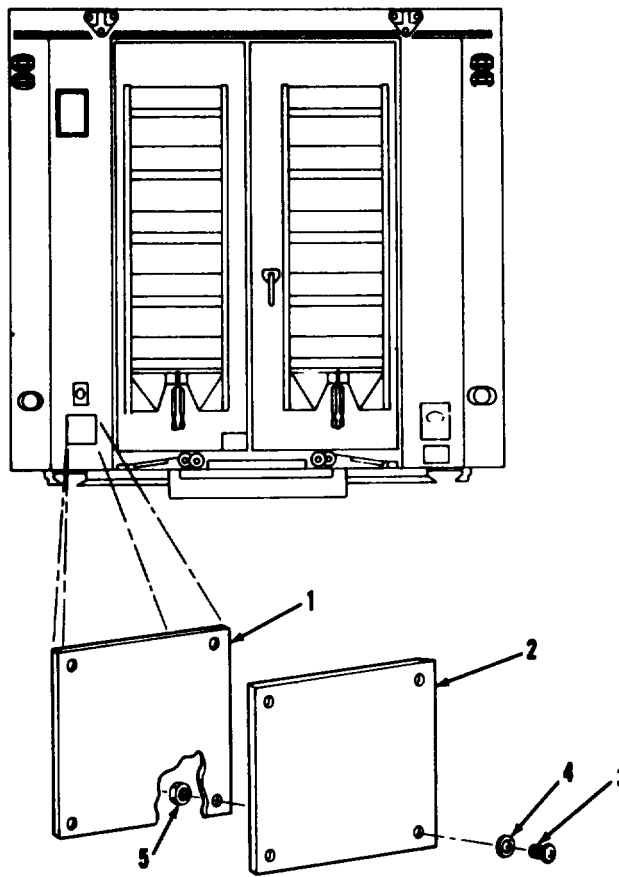
AT 28278

*Figure 181. Van body ailing cable retaining clamp and related parts.*



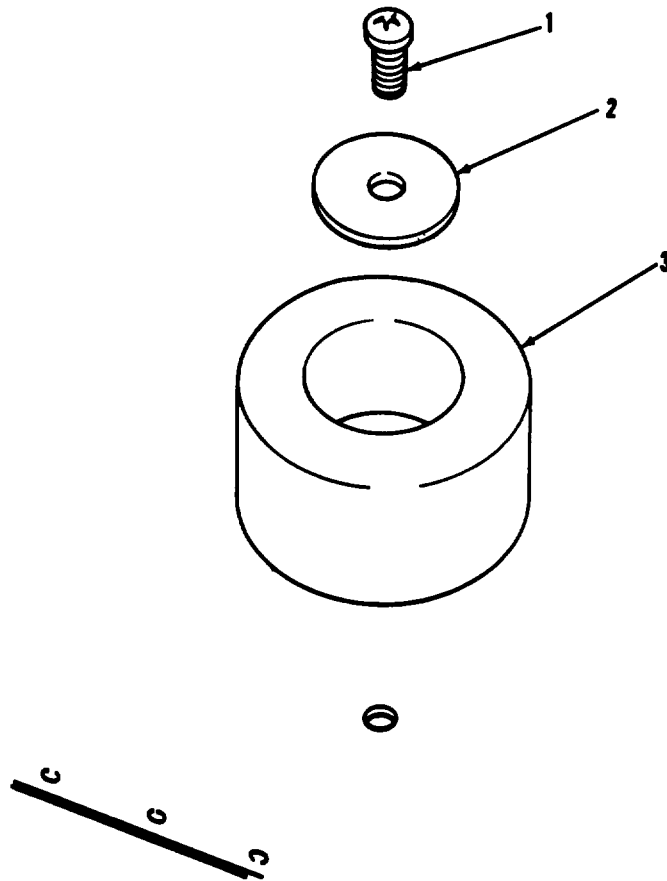
AT 28318

*Figure 182. Van body and panel door retaining rod.*



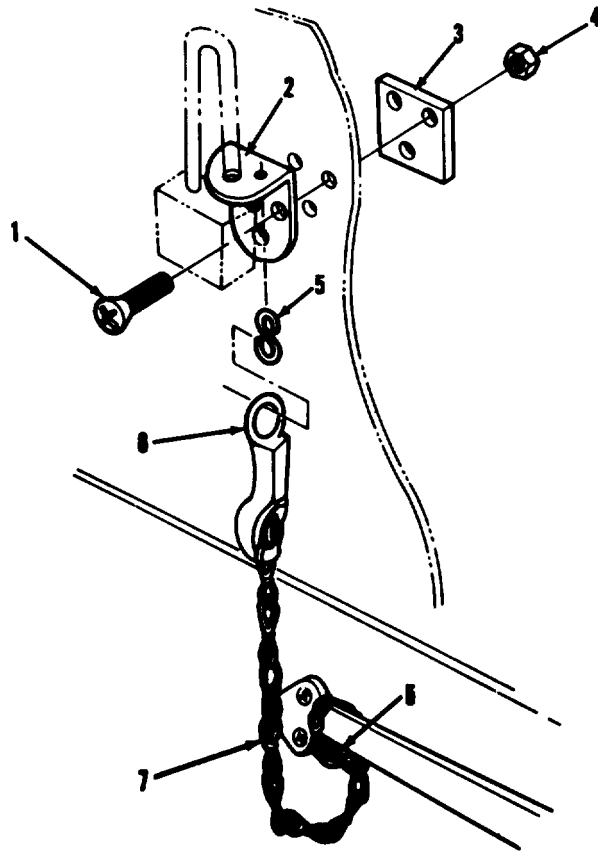
AT 28319

*Figure 183. Rear wall expansible van cover.*



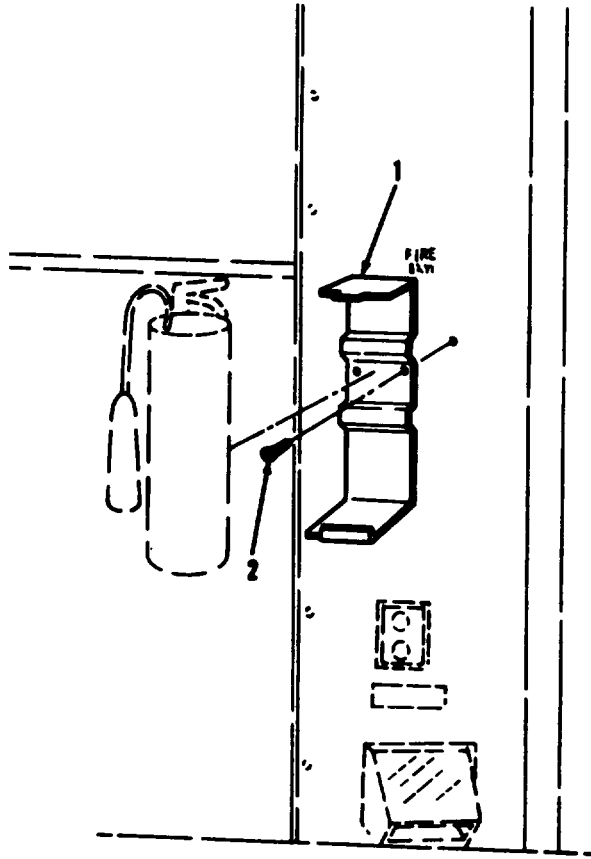
*Figure 184. Van body rear door bumper.*

AT 28320



AT 28321

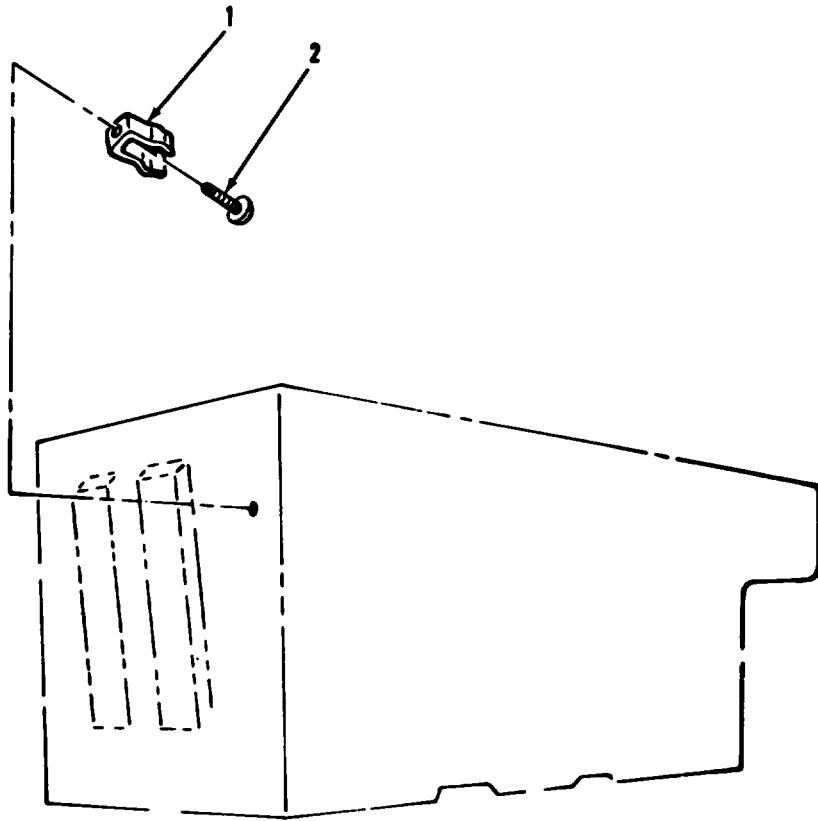
*Figure 185. Van body lock and safety chain intallation.*



AT 28323

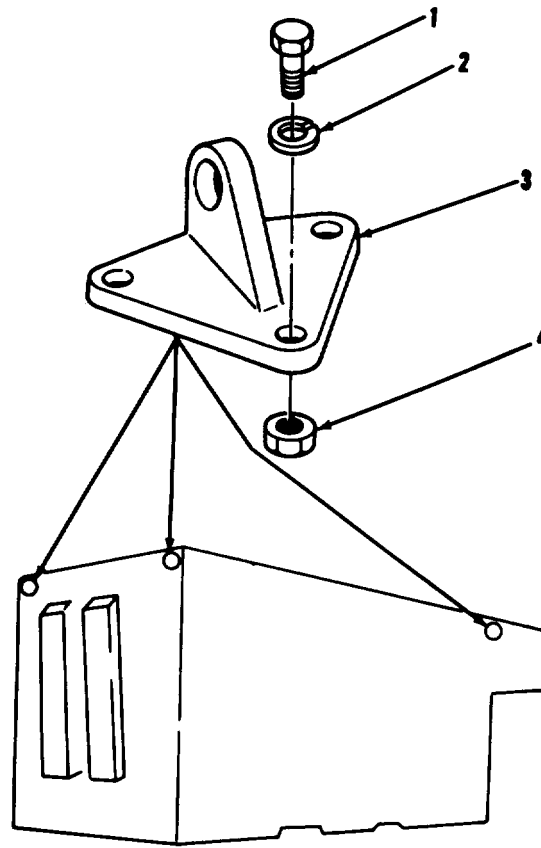
*Figure 186. Van body fire extinguisher mounting bracket.*





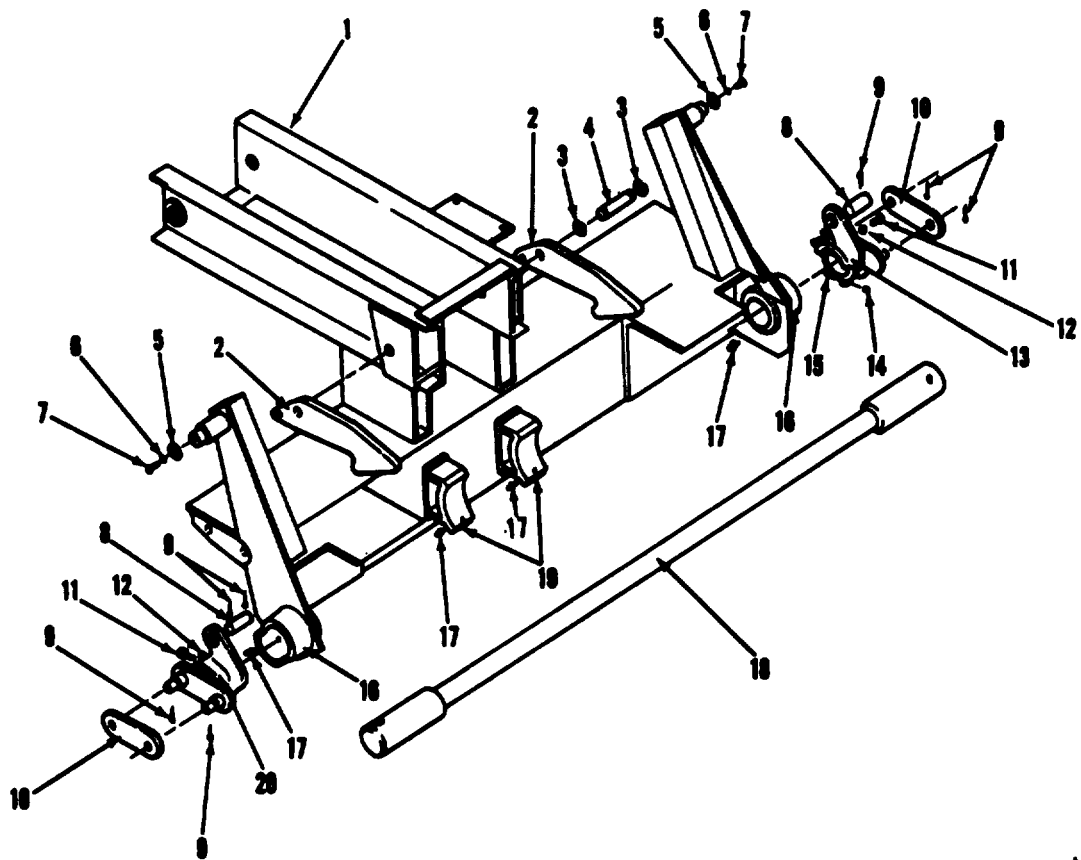
AT 28324

*Figure 187. Van body end panel and storage retainer.*



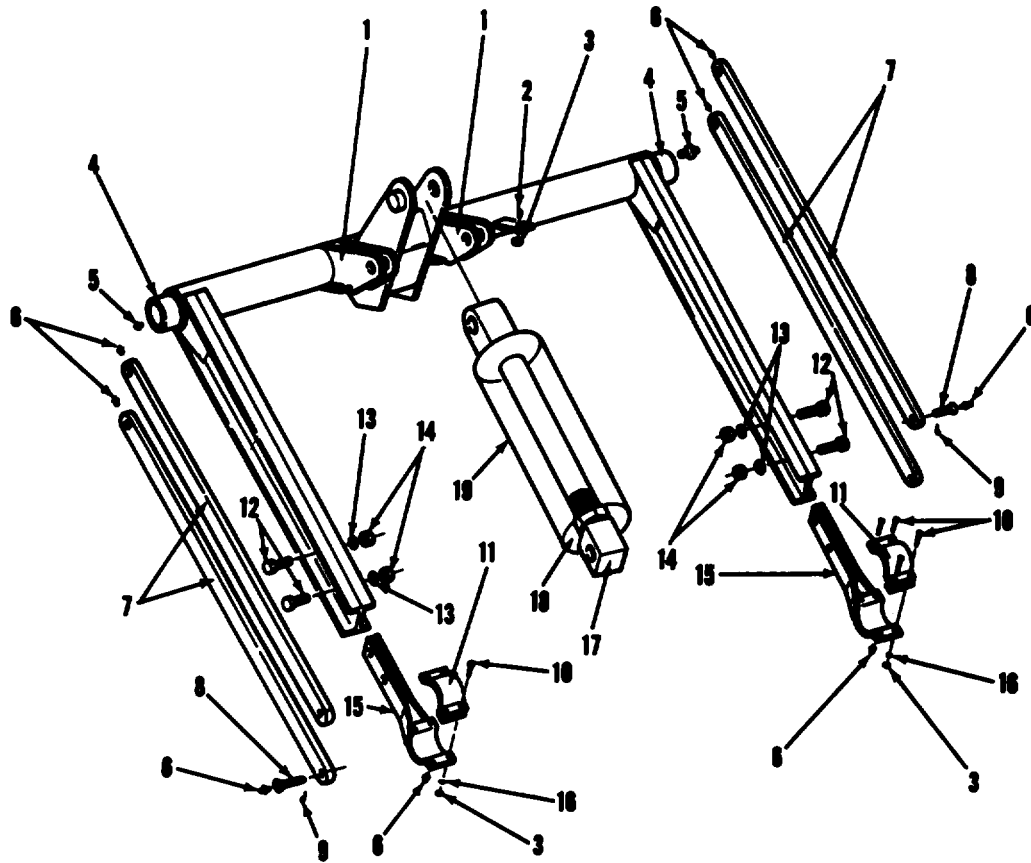
AT 28325

*Figure 188. Van body lifting bracket.*



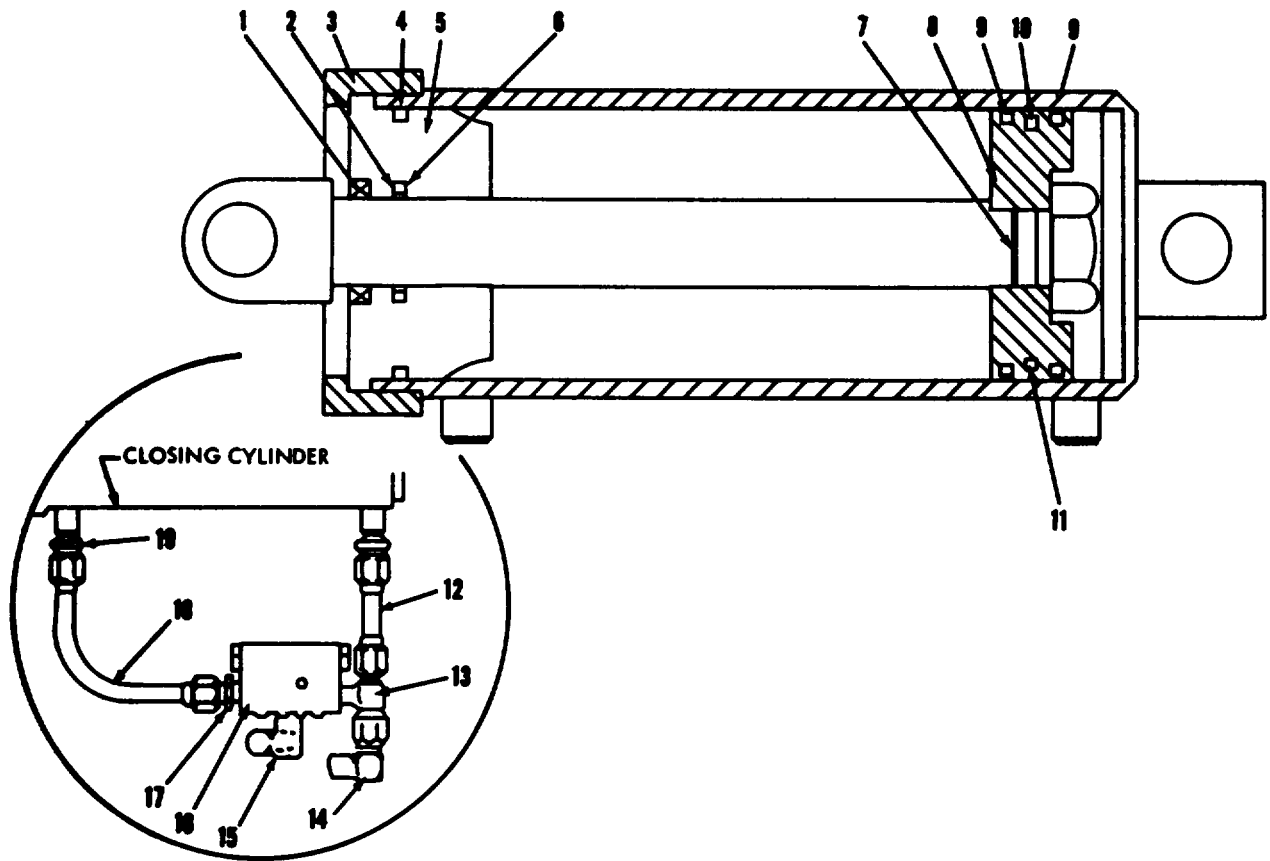
AT 28329

Figure 189. Van body power gate main frame assembly, clutch assembly and related parts.



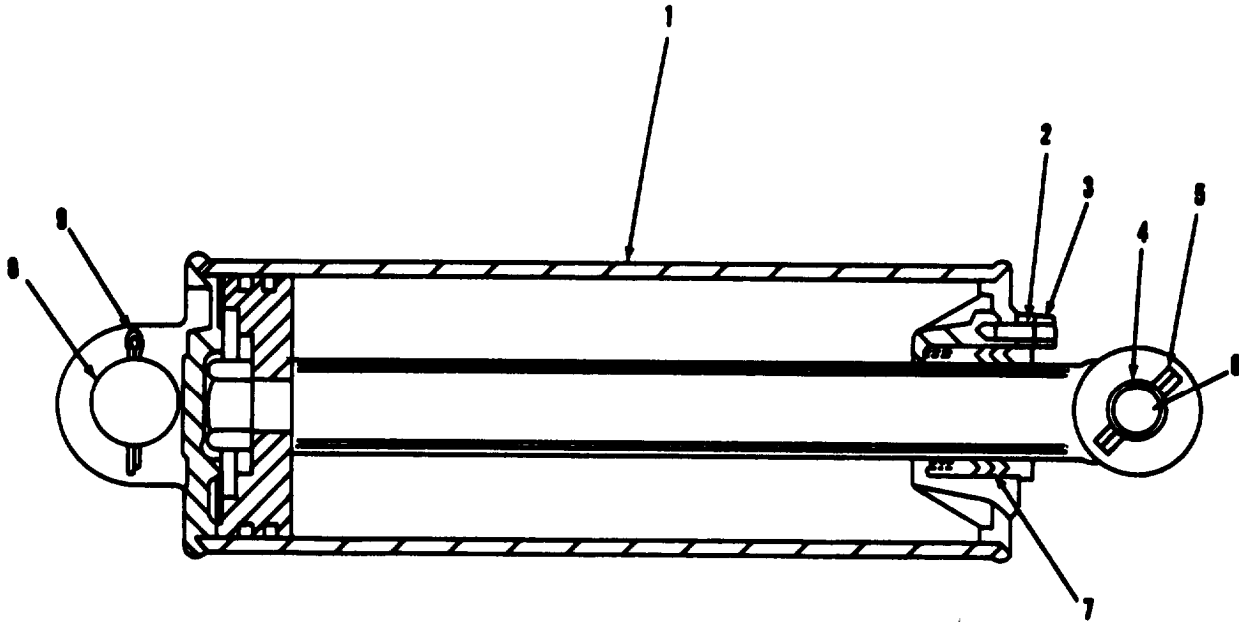
AT 28330

Figure 190. Van body power gate lifting frame assembly, cylinder assembly and related parts.



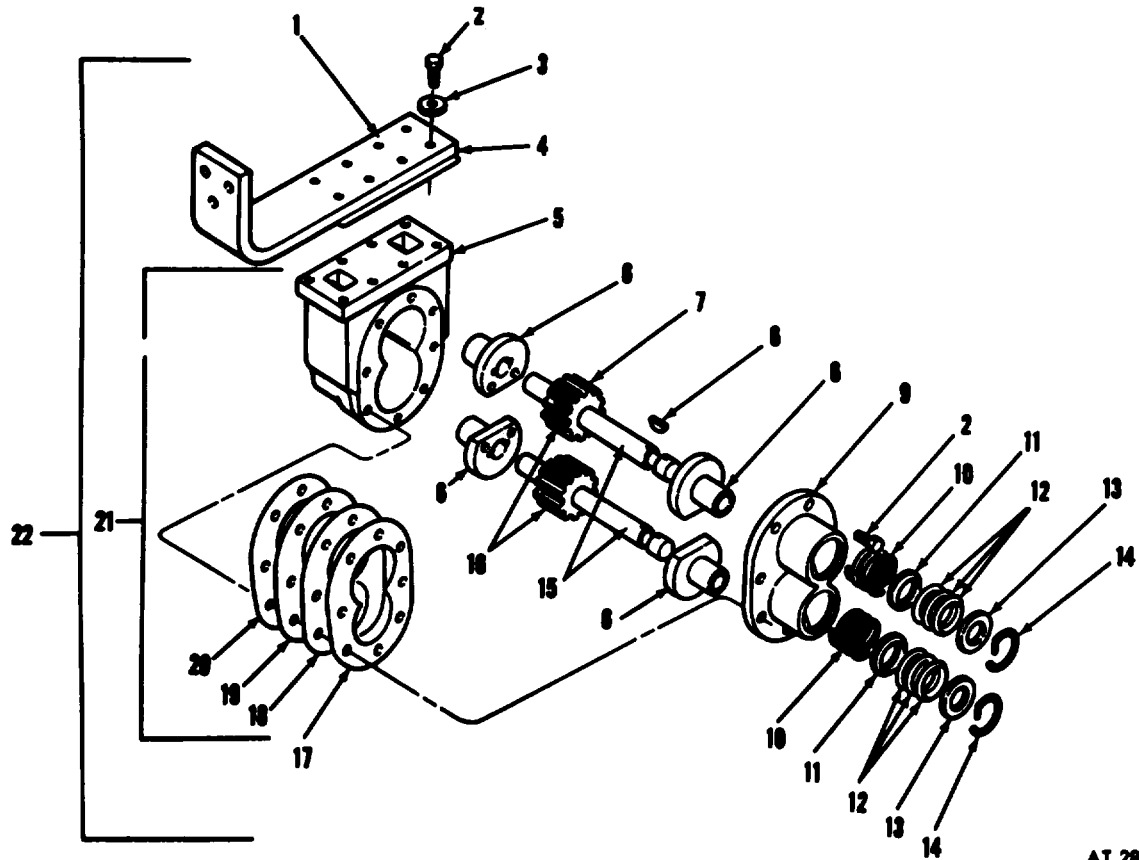
AT 28332

Figure 191. Van body lift gate closing cylinder and tubing.



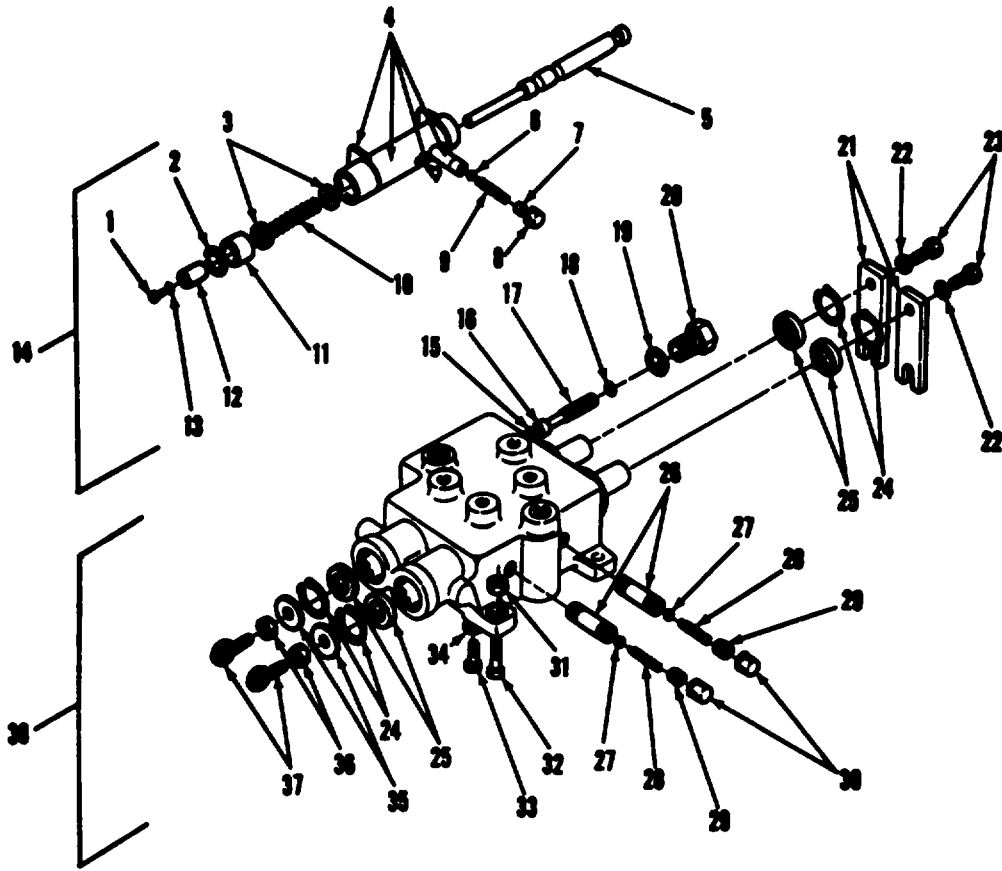
AT 26330

*Figure 192. Van body power gate lifting cylinder assembly.*



AT 28334

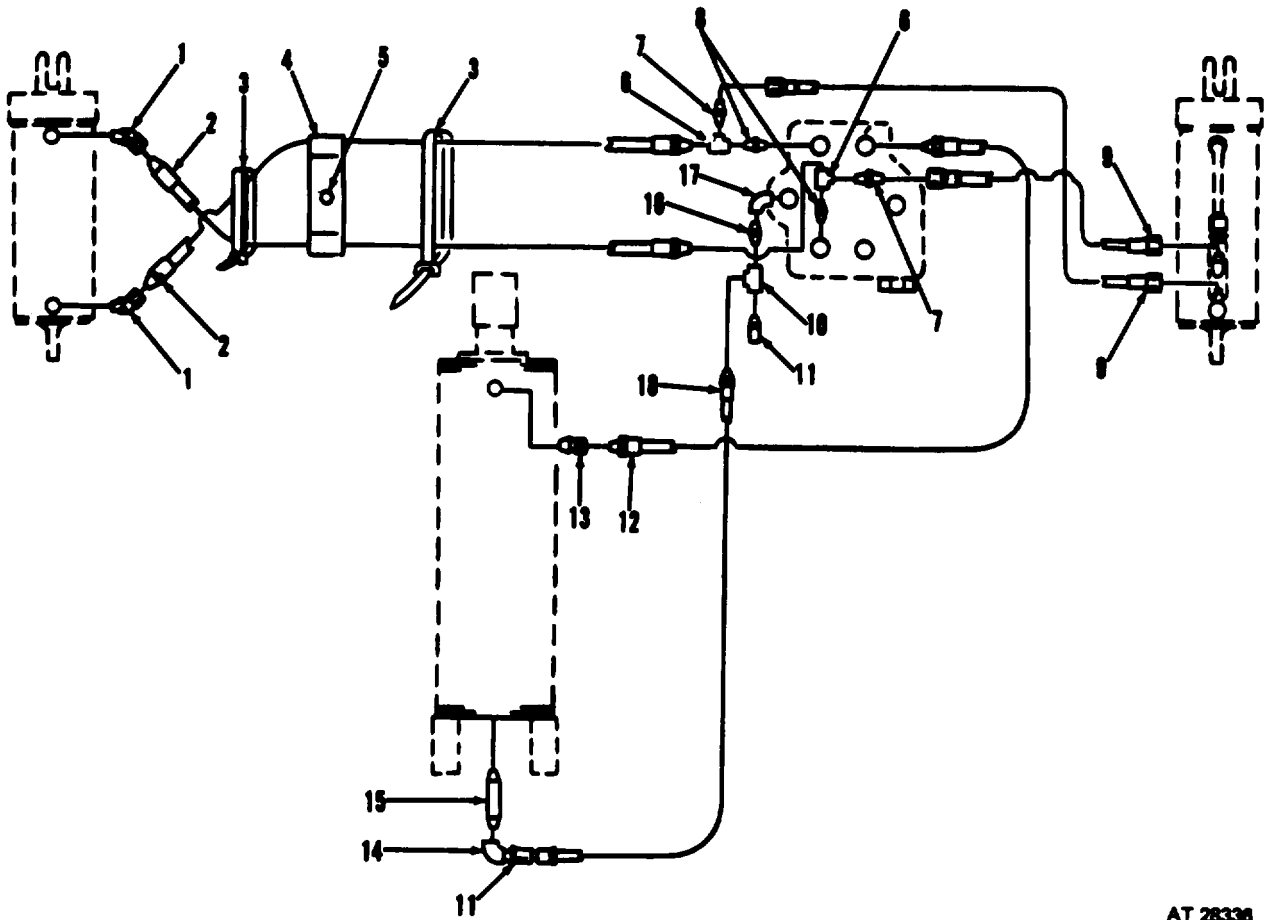
*Figure 193. Van body power gate assembly, pump and bracket assembly and related parts.*



AT 28335

Figure 194. Van body power gate control kickout valve assembly and related parts.





AT 28338

Figure 195. Van body hydraulic system.

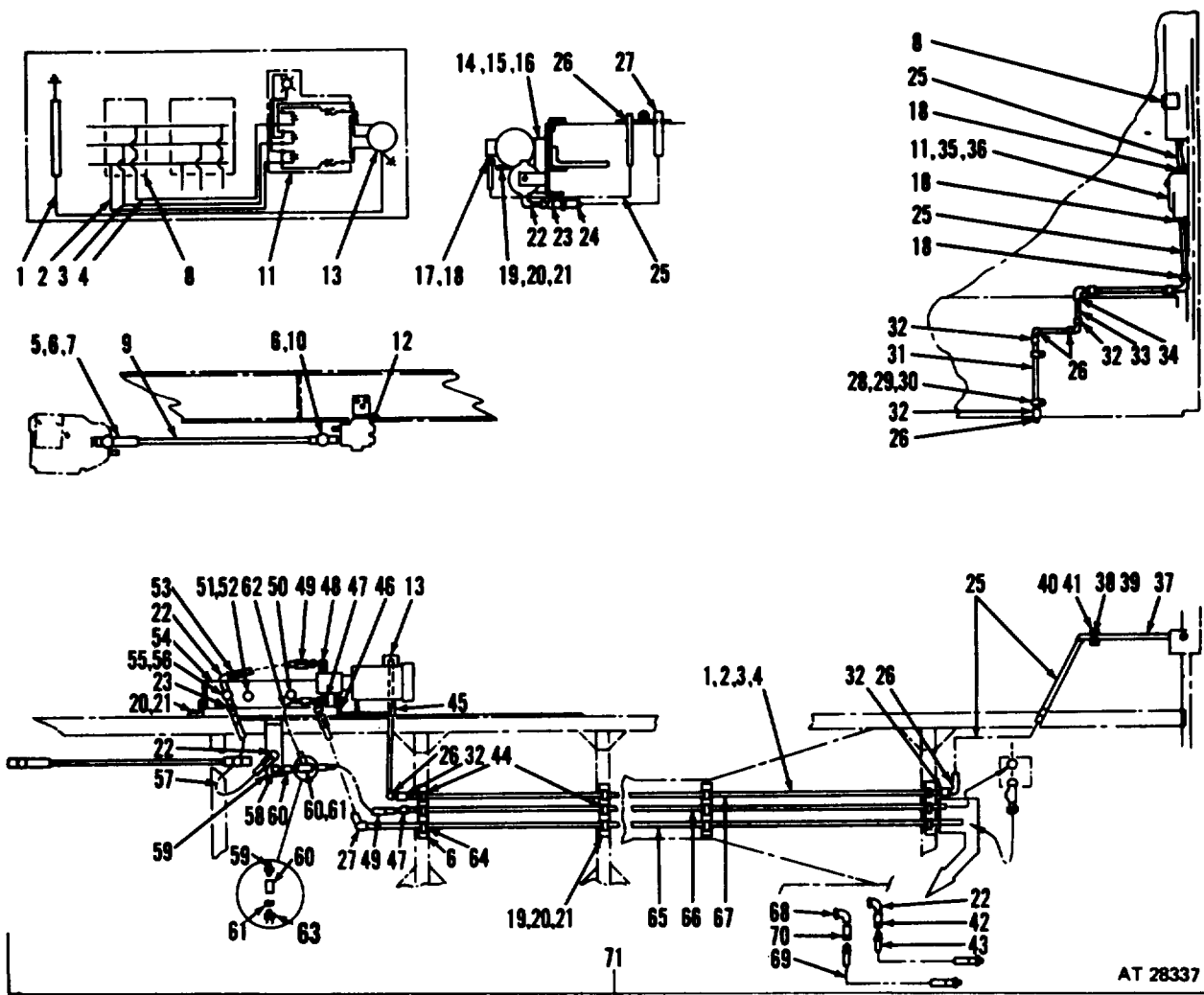
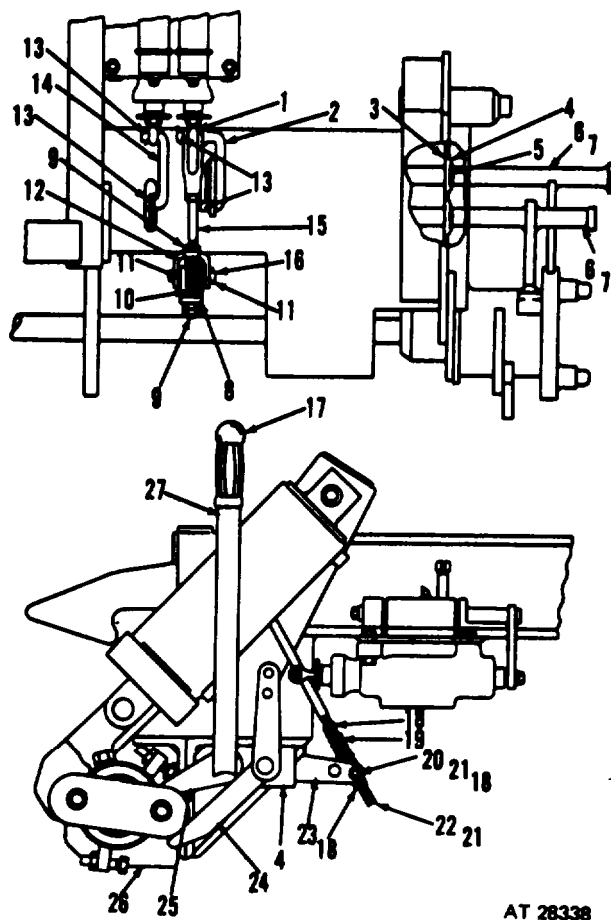
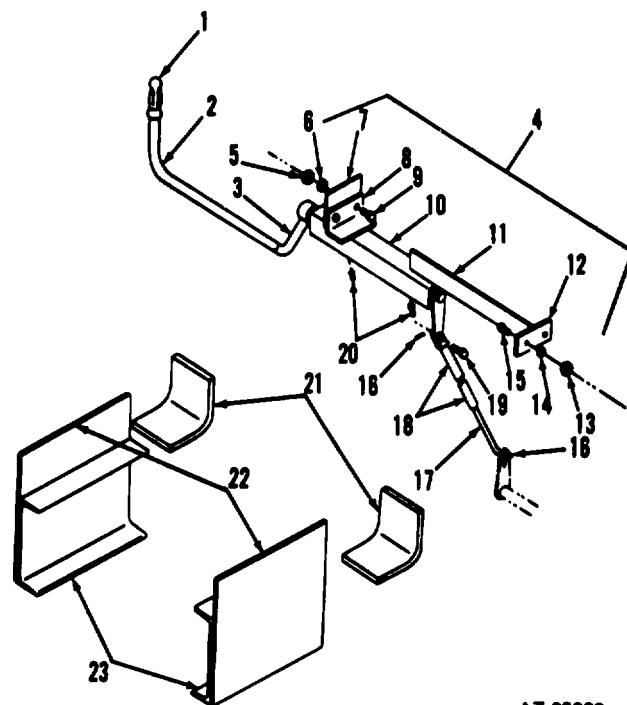


Figure 196. Van body power gate drive, electrical drive and related parts.



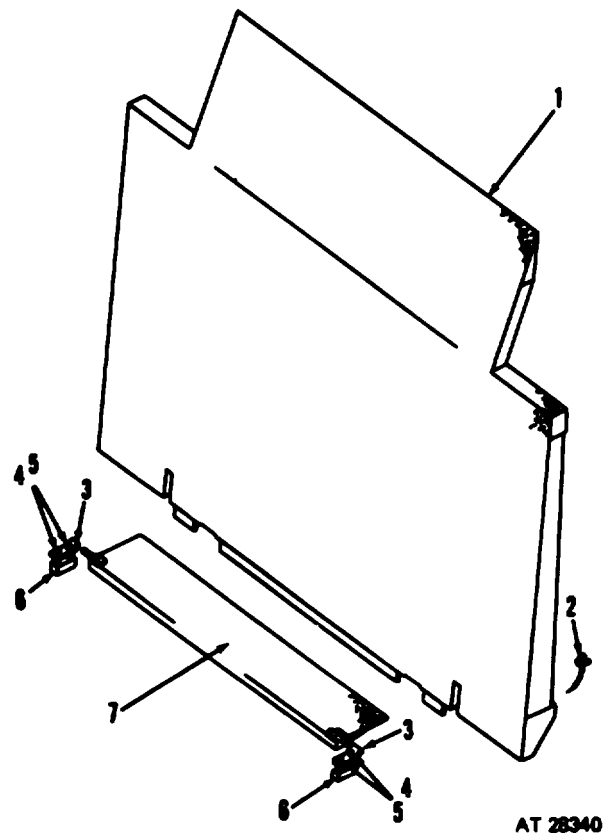
AT 28338

Figure 197. Van body control rod assembly kickout hook and related parts.

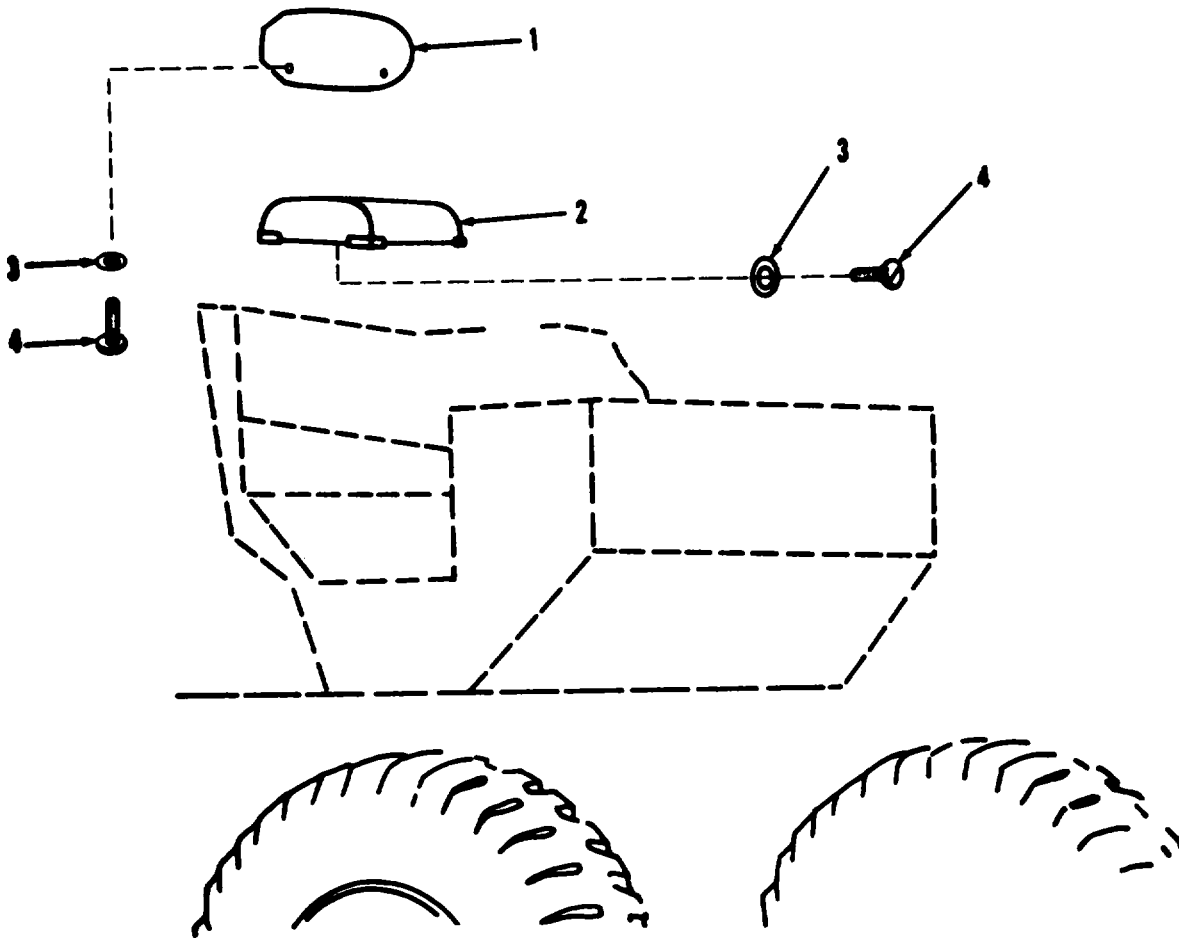


AT 28339

Figure 198. Van body control assembly, socket assembly and related parts.

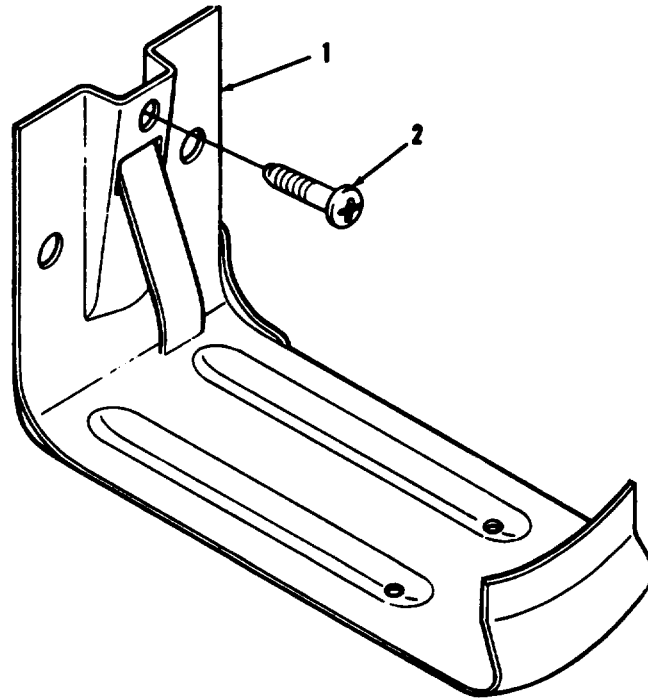


*Figure 199. Van body power gate platform assembly bar and related parts.*



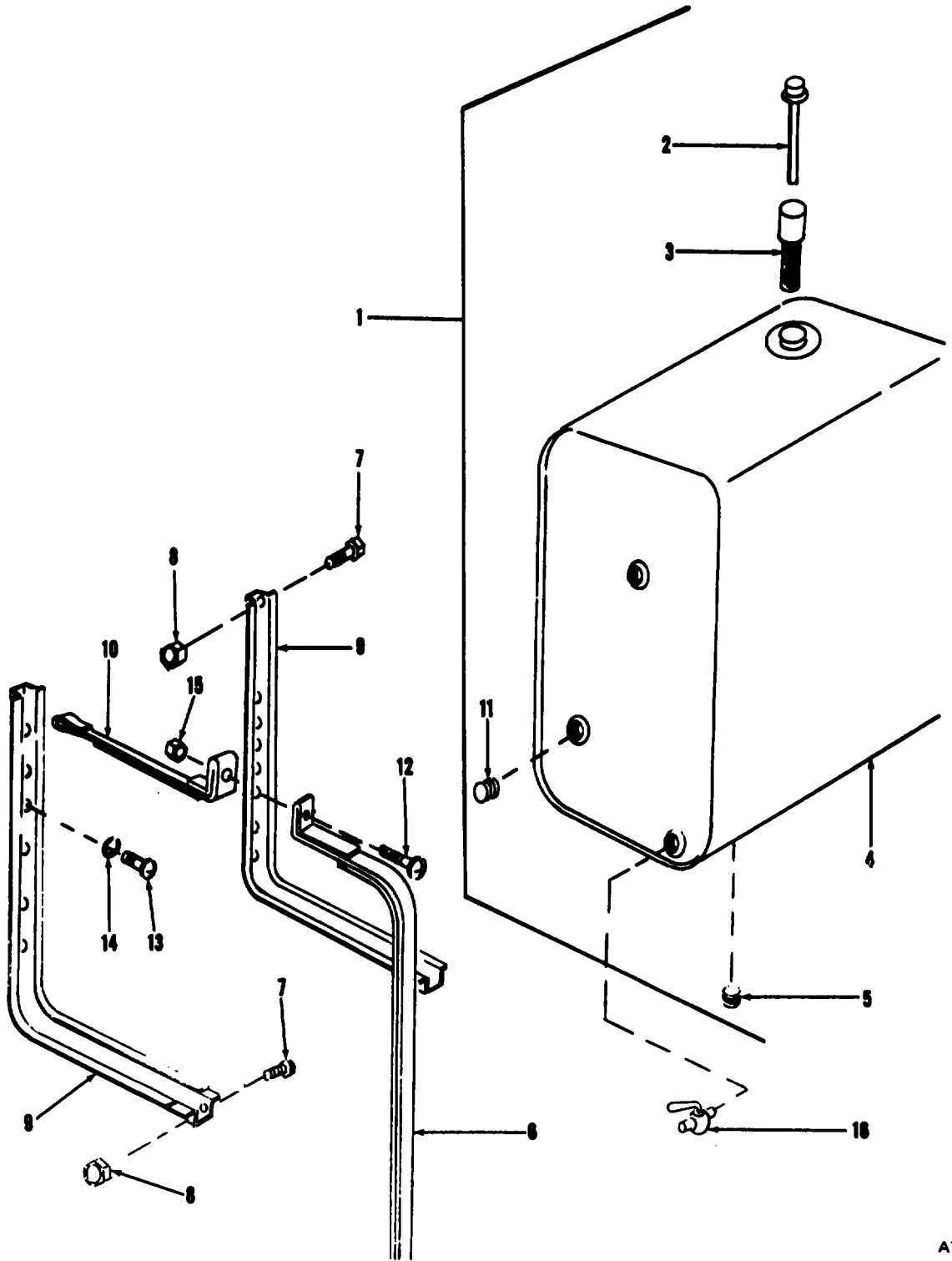
AT 47301

Figure 200. Gondola seat assembly.



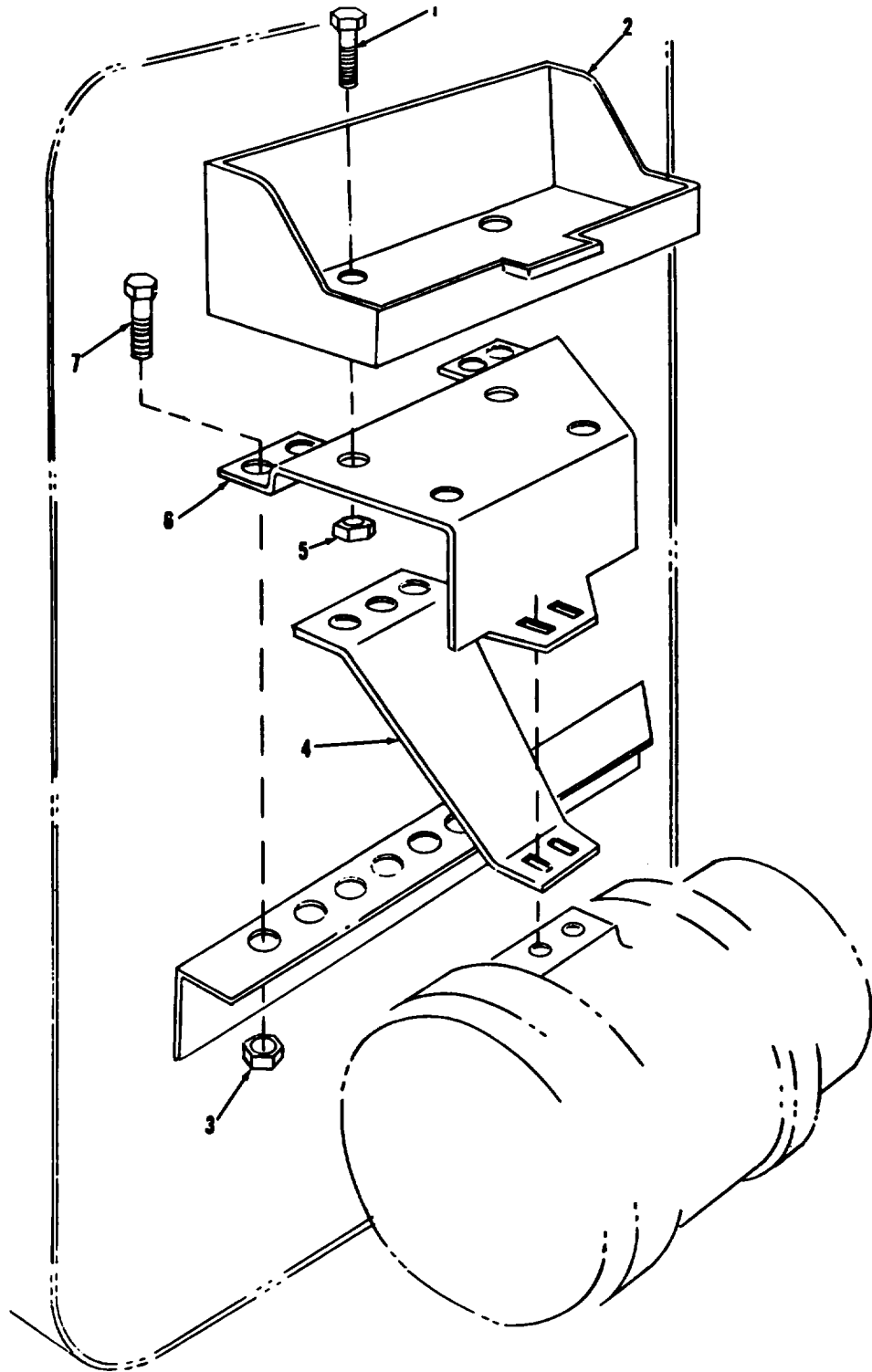
AT 28382

Figure 201. Wrecker truck body oil can mounting bracket.



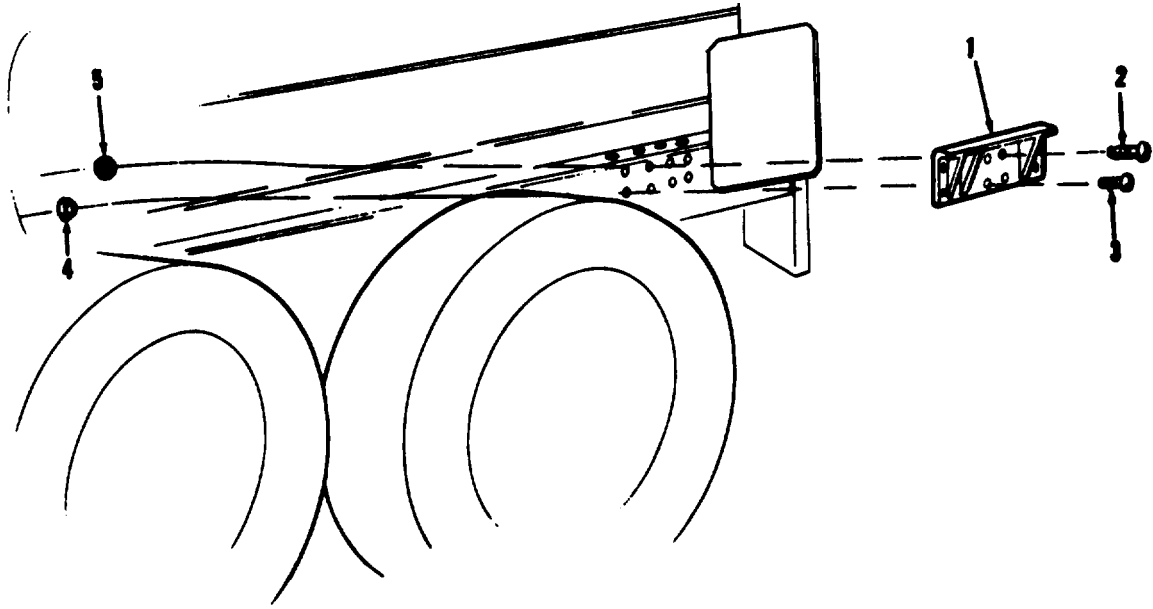
AT 28387

Figure 202. Oil tank assembly, wrecker body crane.



AT 28368

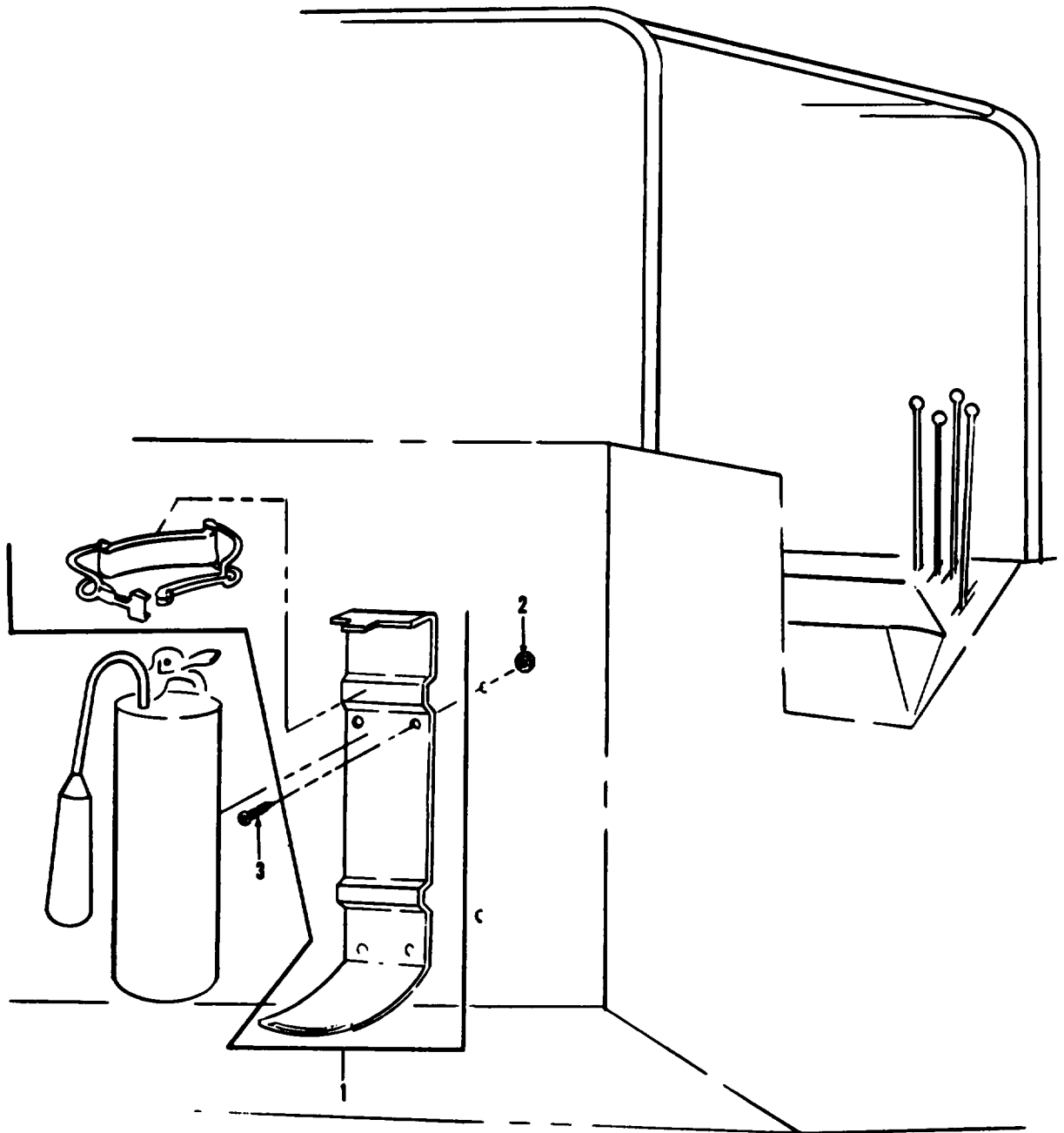
*Figure 203. Oil can mounting bracket, wrecker body oil reserve and related parts.*



AT 28389

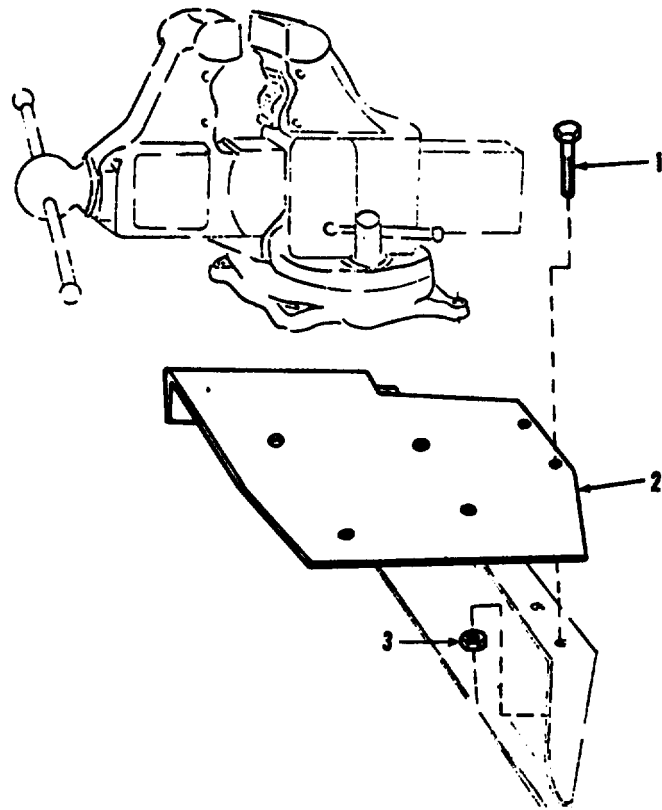
*Figure 204. Rear tie down bracket assembly, left hand and right hand.*





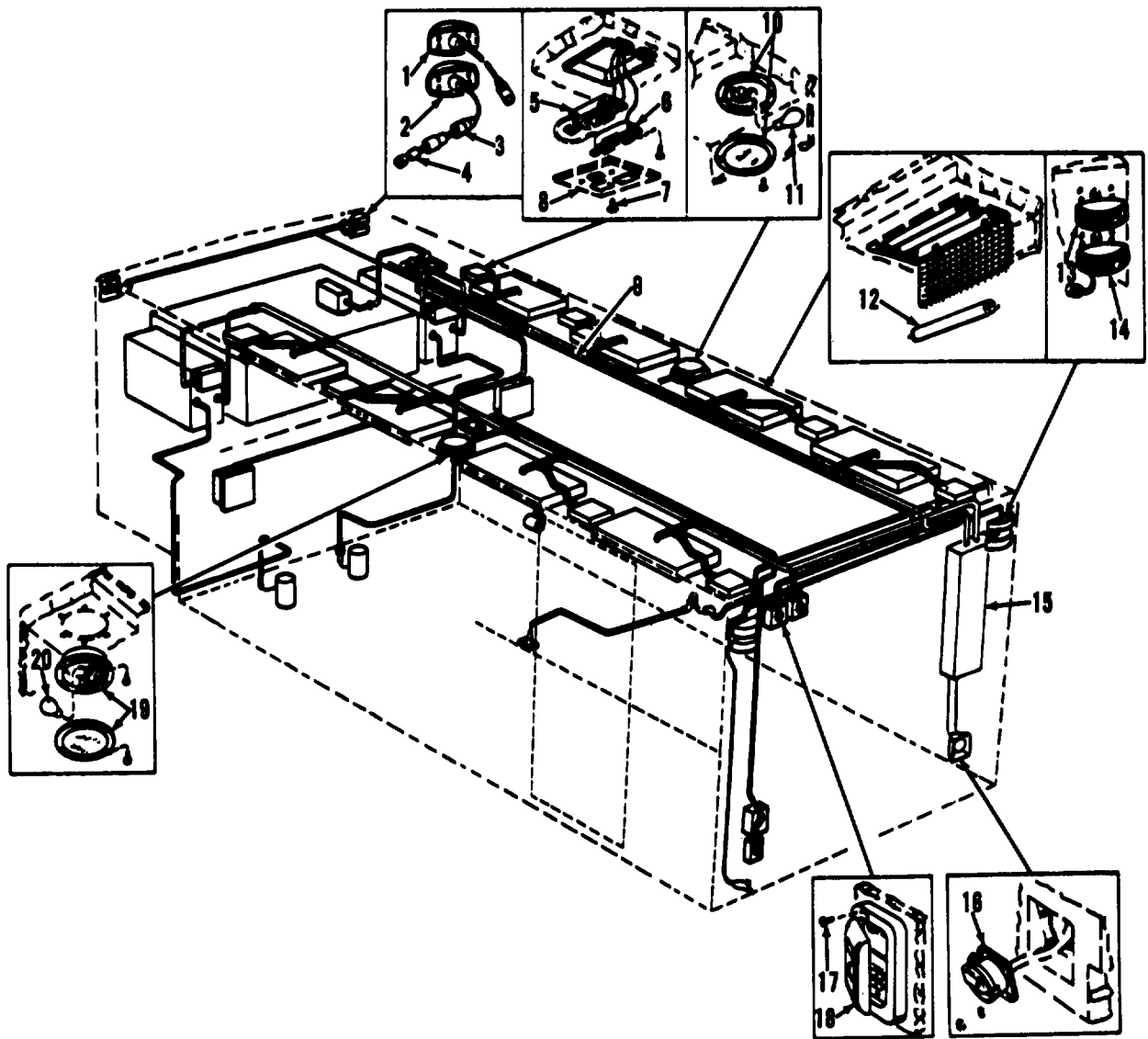
AT 28678

*Figure 205. Wrecker truck body bracket assembly fire extinguisher.*



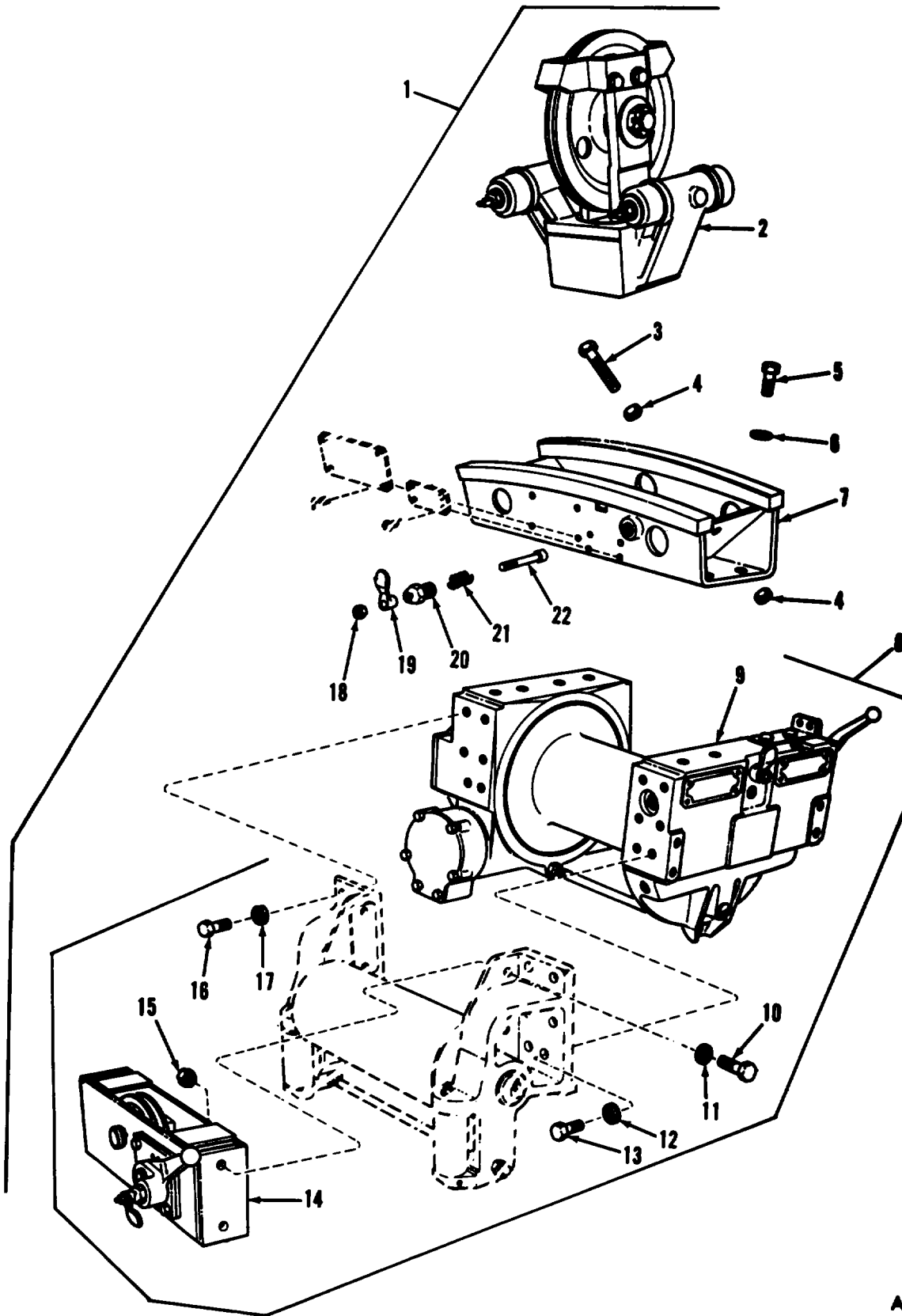
AT 28390

*Figure 206. Front bumper vice mounting bracket medium wrecker.*



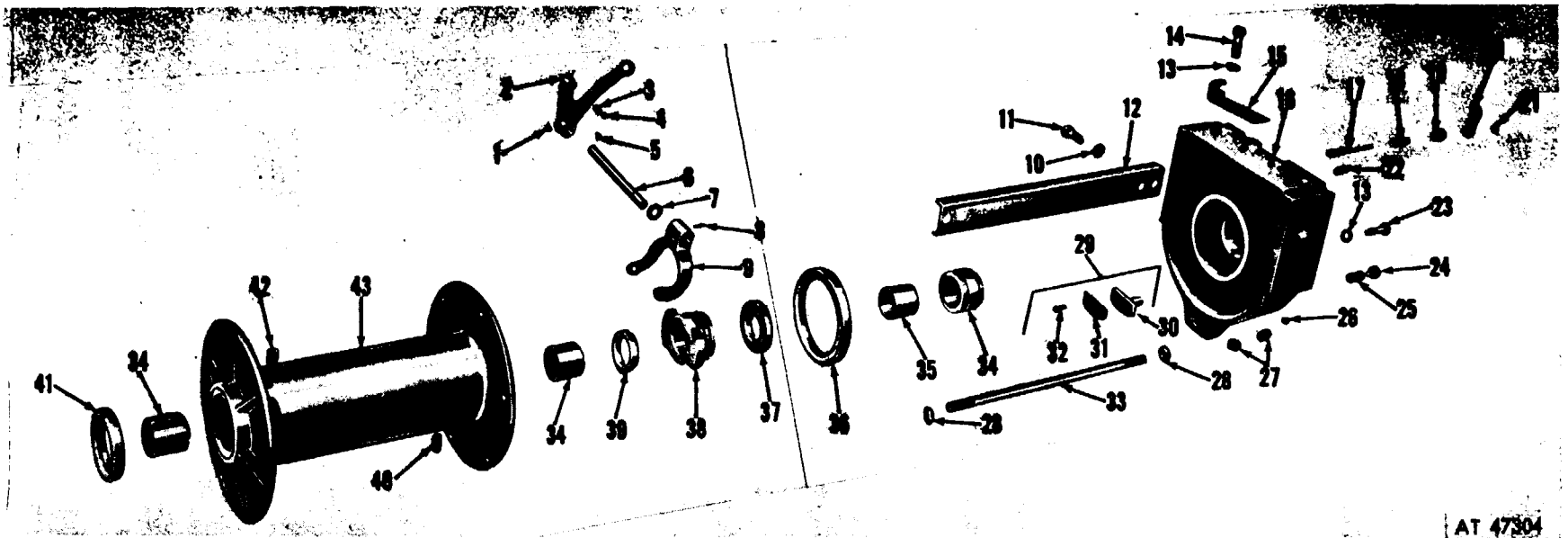
AT 4730G

Figure 207. Van electrical system.



AT 47303

Figure 208. Front winch assembly.



AT 47304

Figure 209. Front winch drum and end frame.

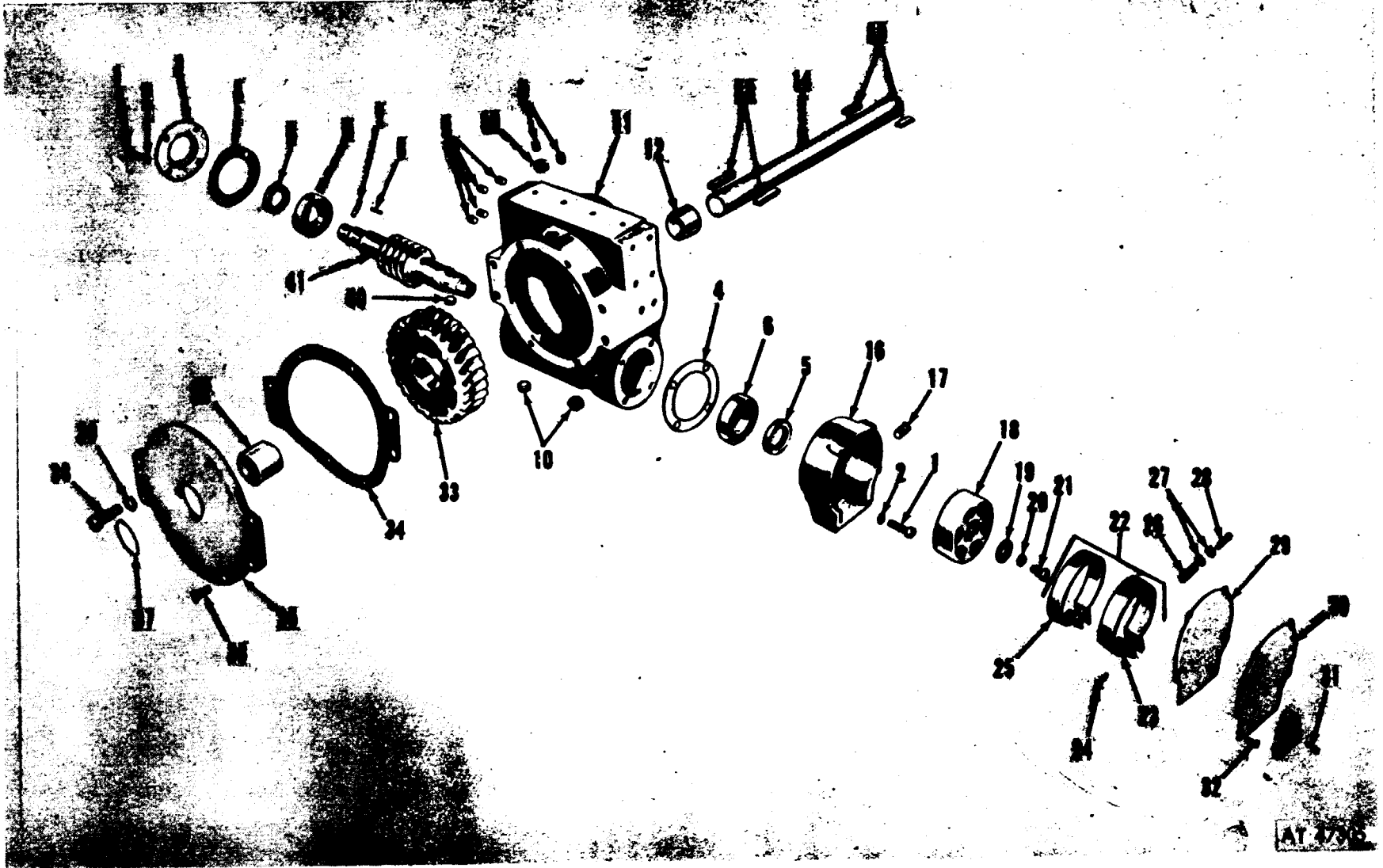
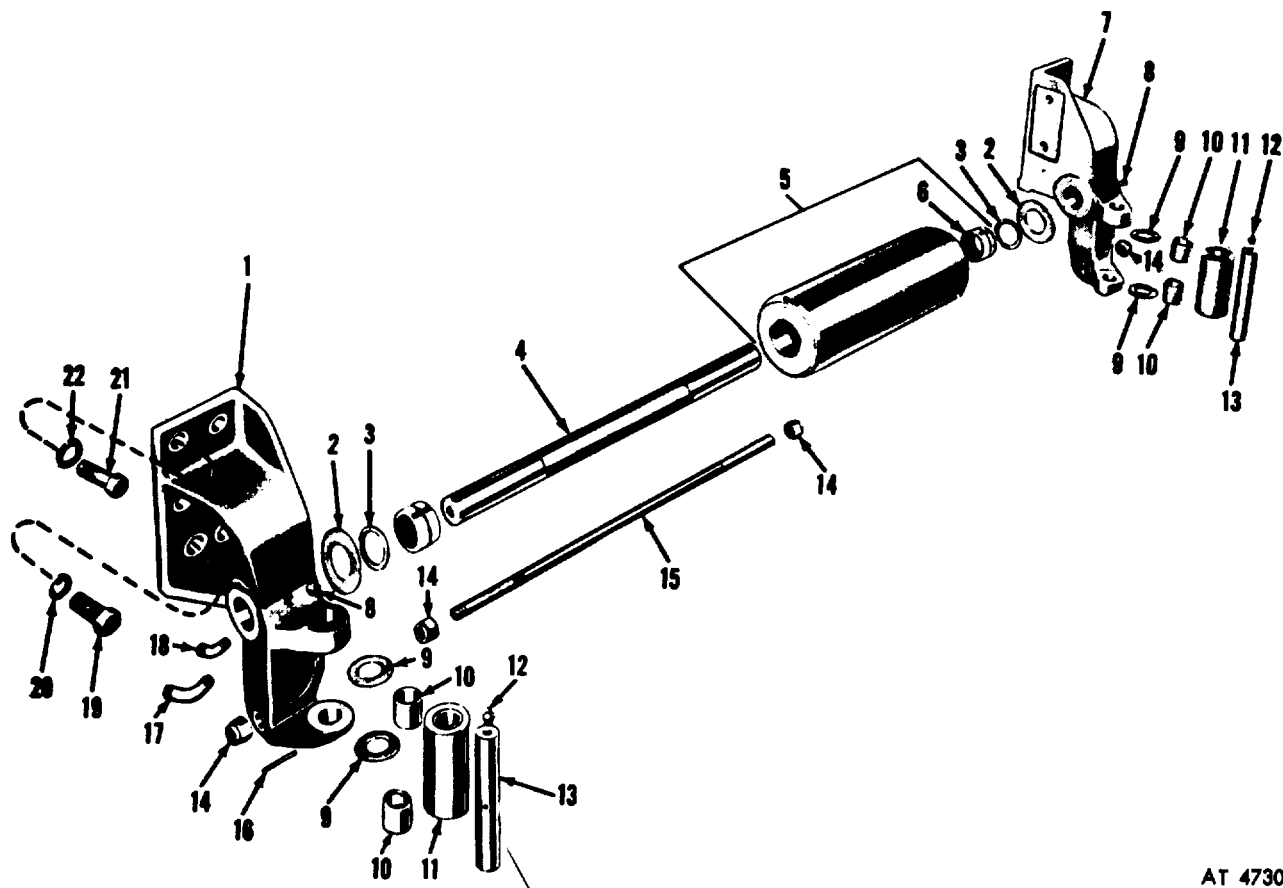
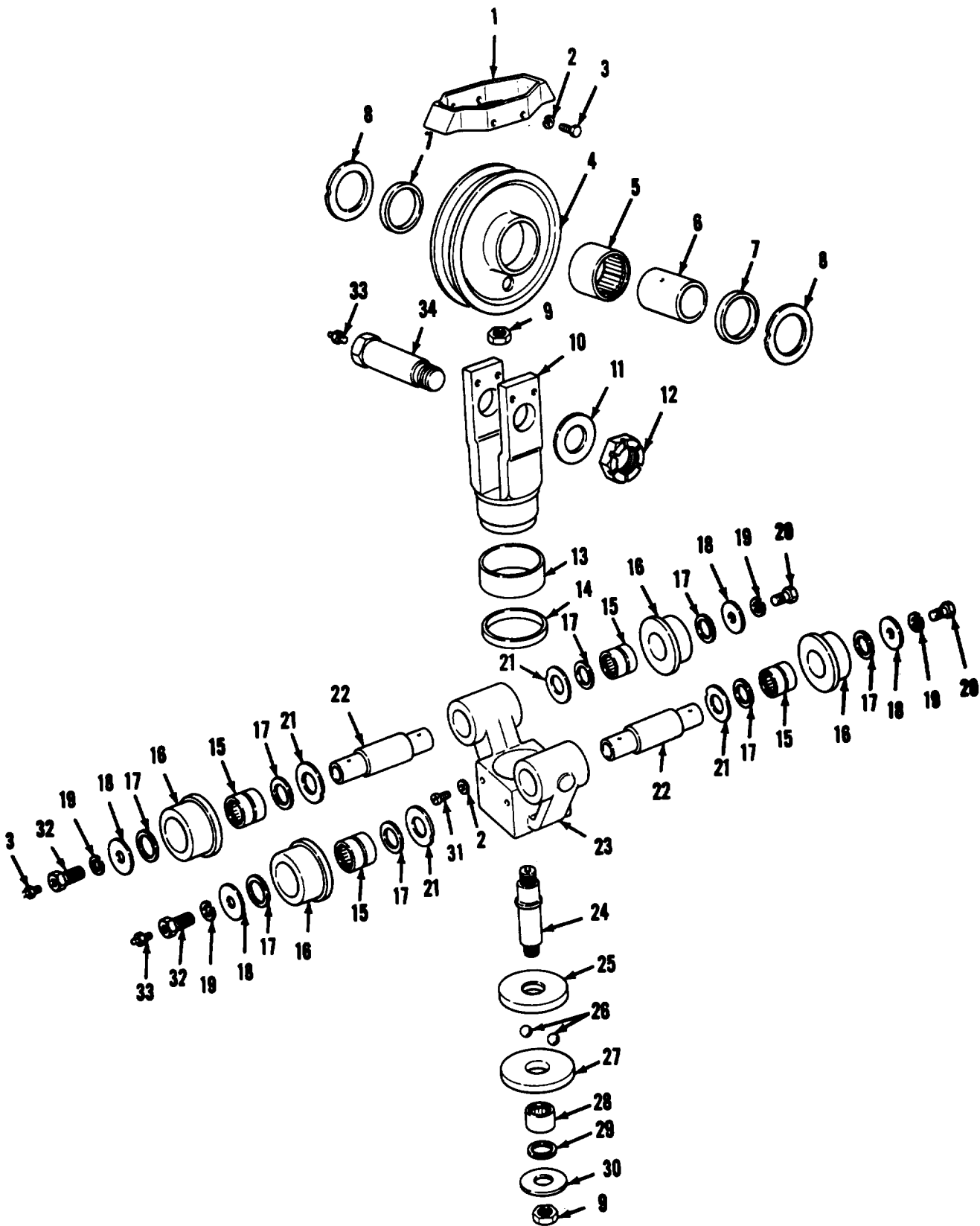


Figure 210. Front winch drum shaft gear, drive worm.



AT 47306

*Figure 211. Roller assembly and related parts.*



AT 47307

Figure 212. Sheave and trolley assembly.



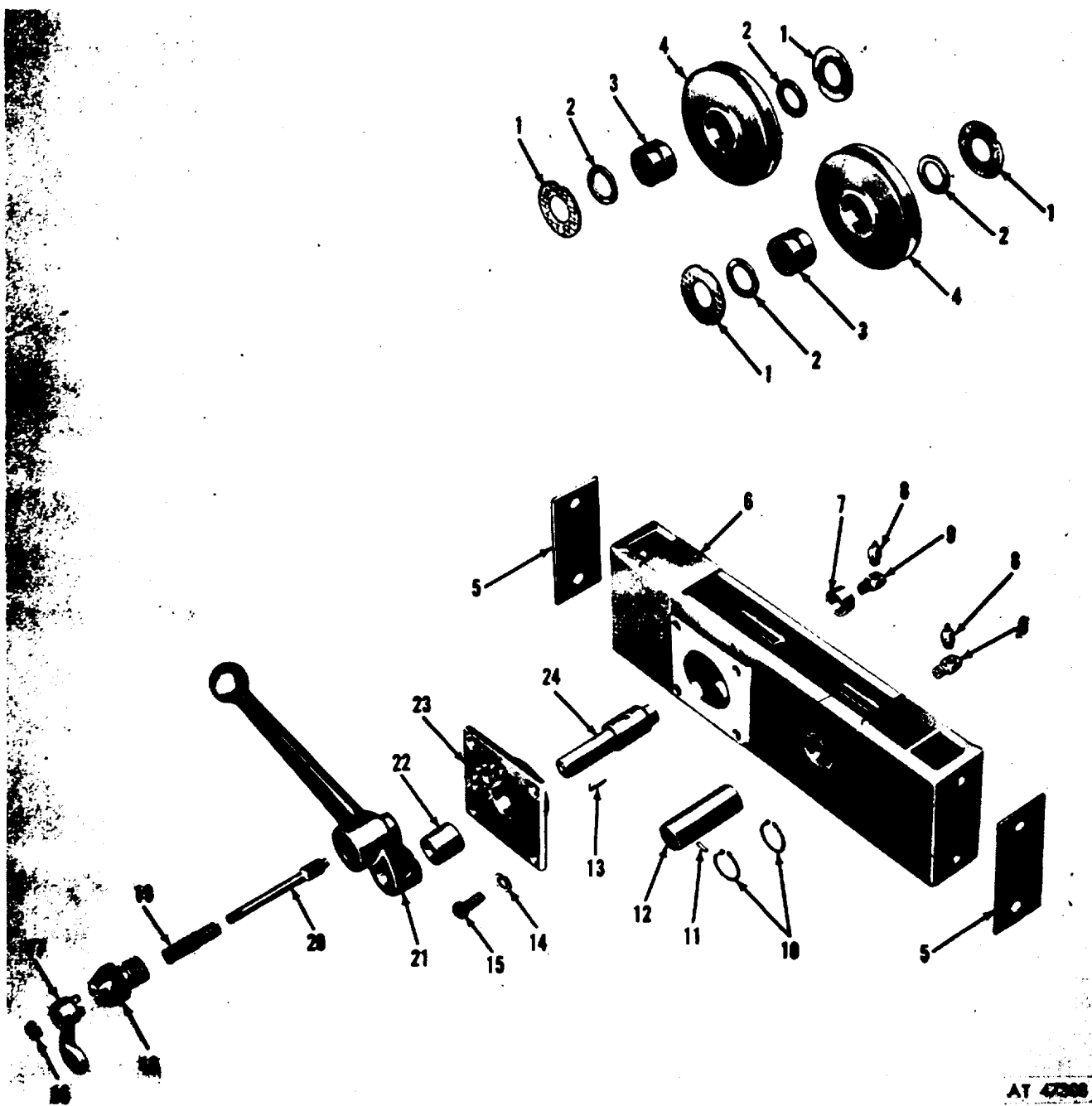


Figure 213. Front winch tension sheave frame and lever.

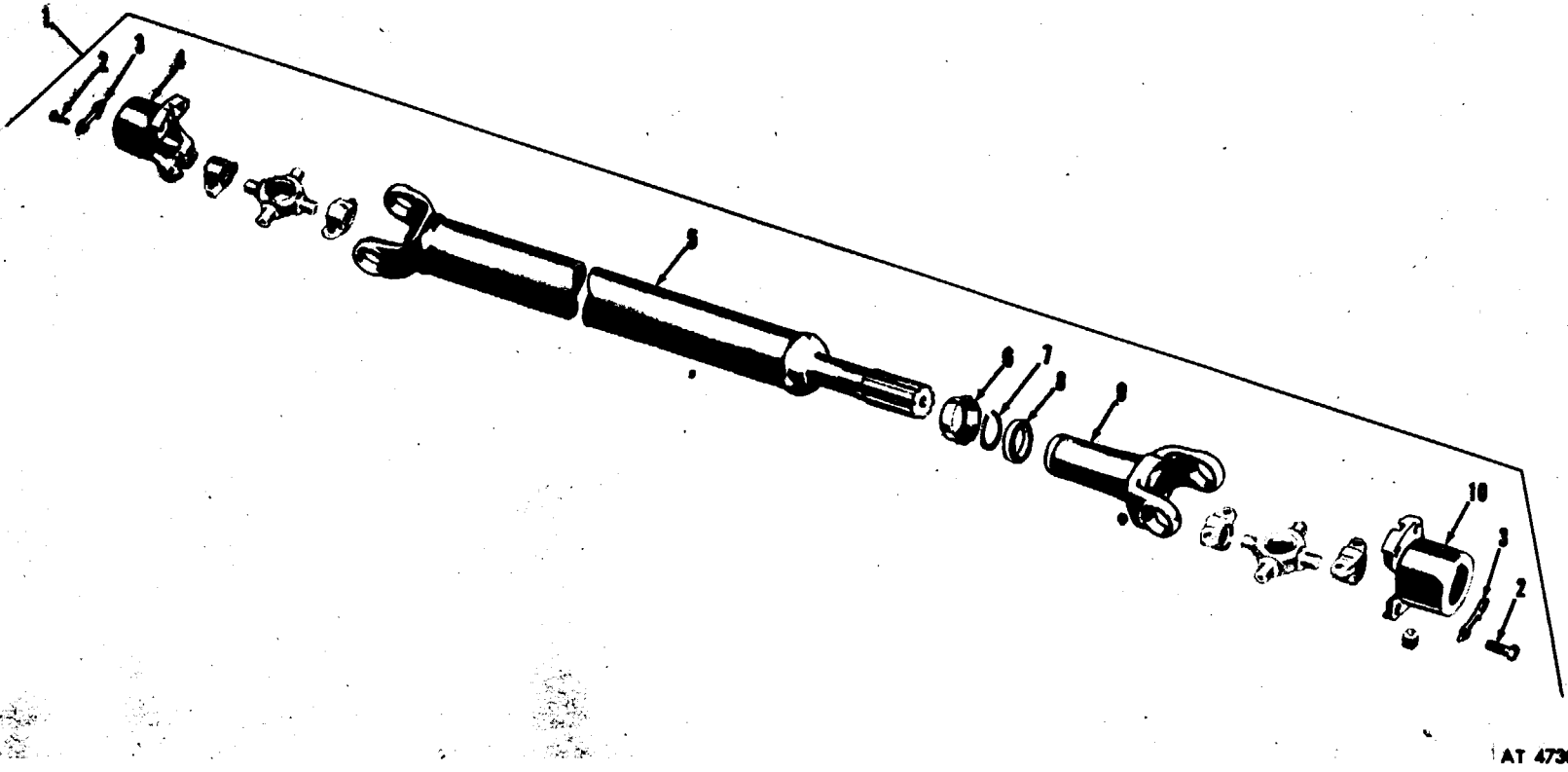


Figure 214. Front winch propeller shaft assembly.

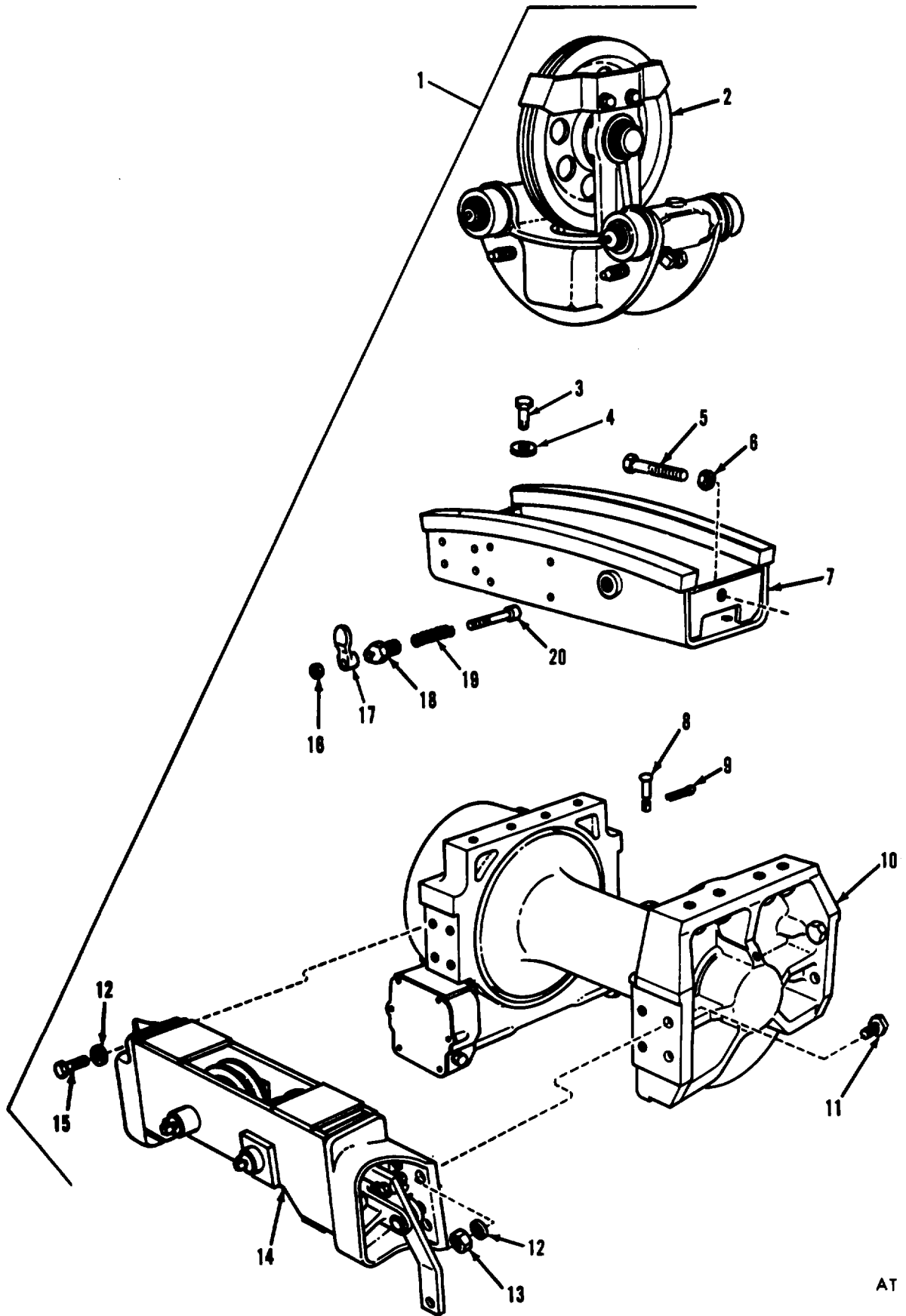


Figure 215. Rear winch assembly.

AT 47310

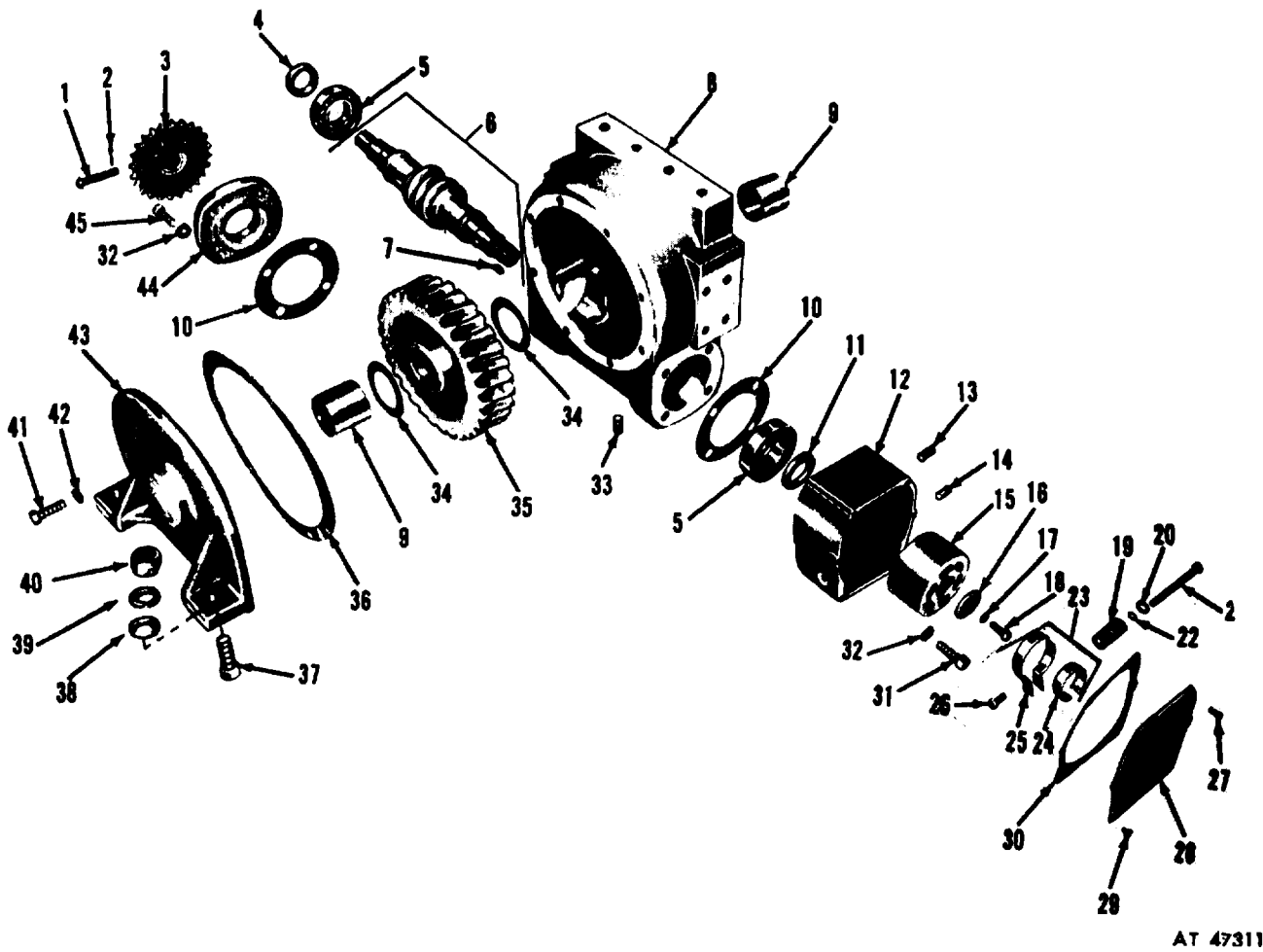


Figure 216. Rear winch drum shaft gear, drive worm and gear case.

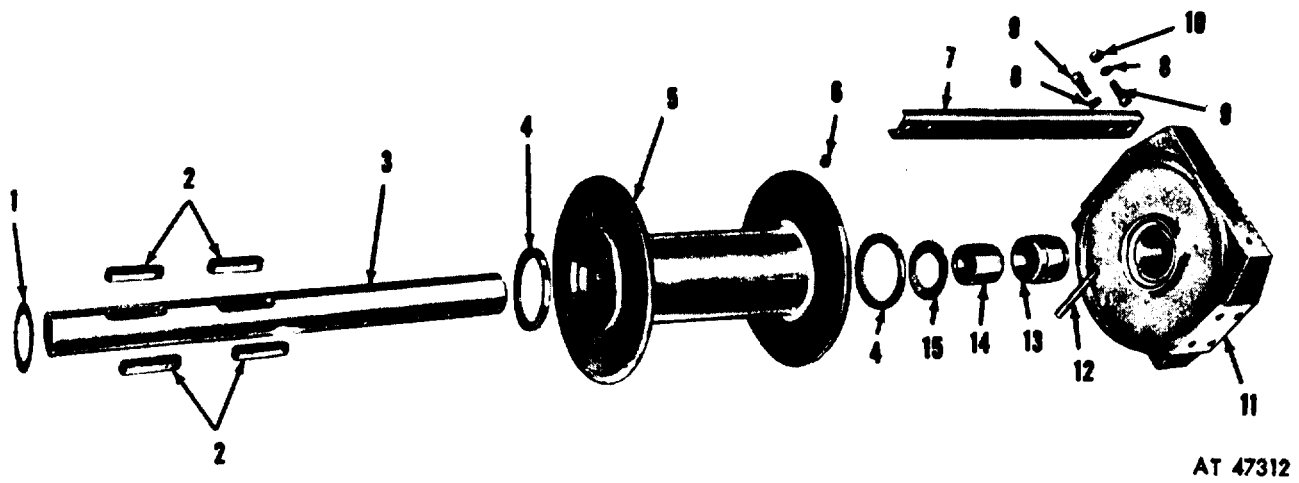


Figure 217. Rear winch drum, end frame and shaft.

AT 47312


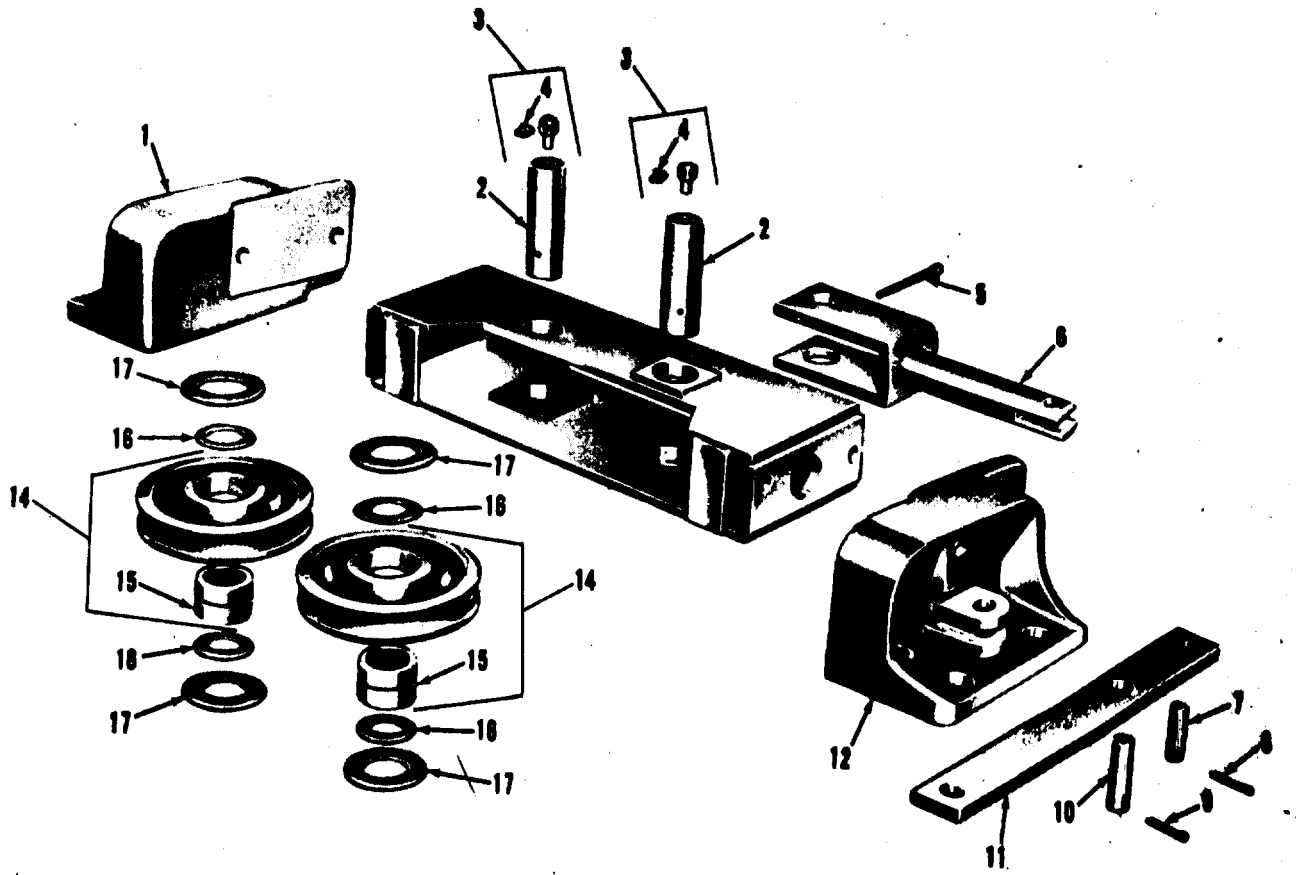



Figure 218. Trolley assembly.



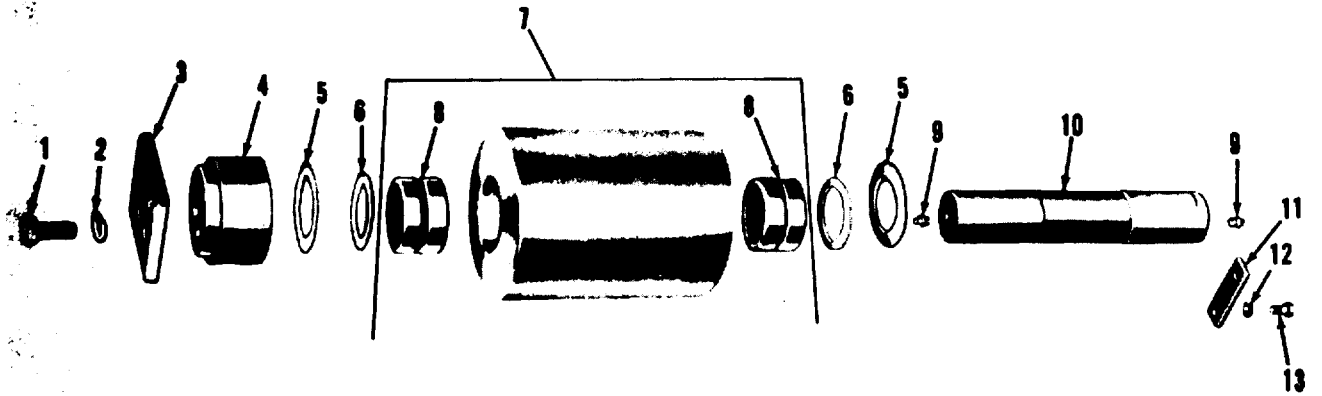
AT 47314

Figure 219. Rear winch tensioner assembly.



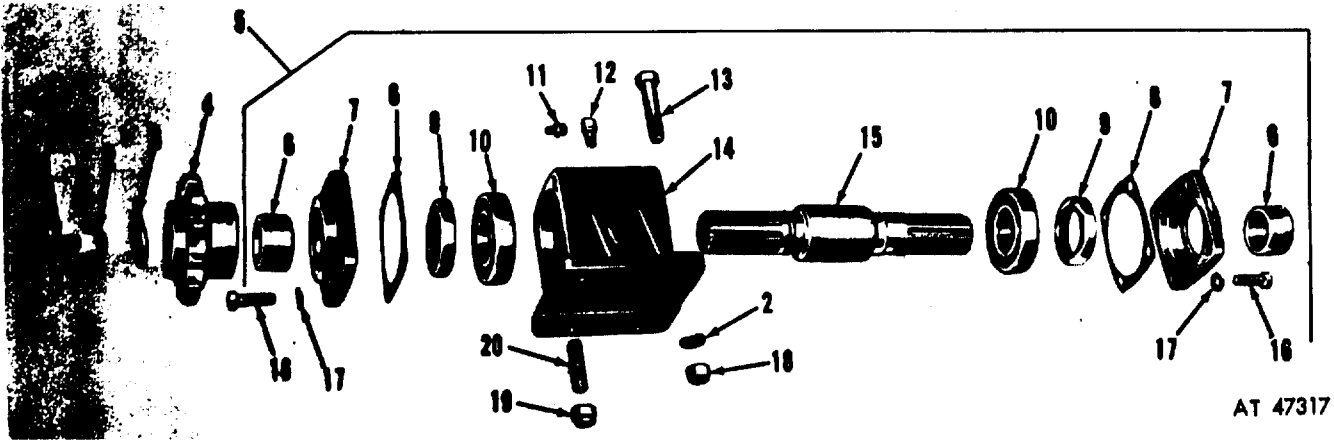
AT 47315

Figure 220. Rear winch upper and lower roller.



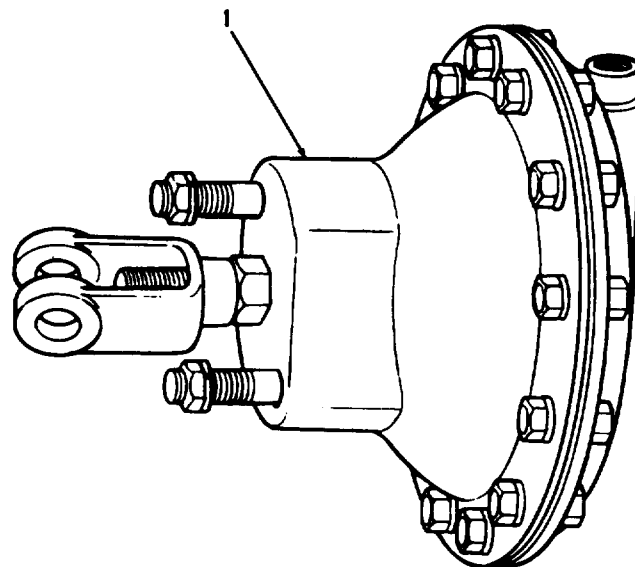
AT 47316

Figure 221. Rear winch side roller.



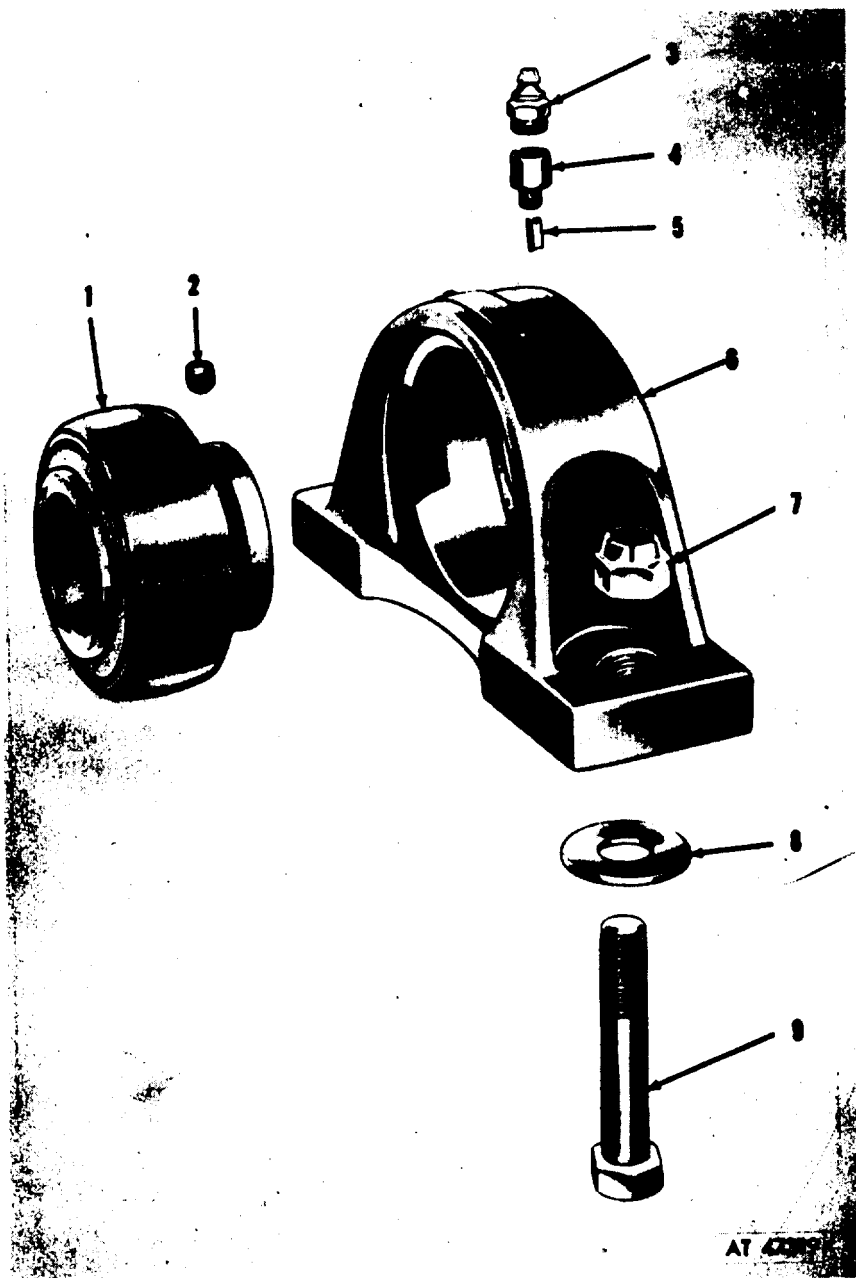
AT 47317

Figure 222. Winch drive shaft housing.



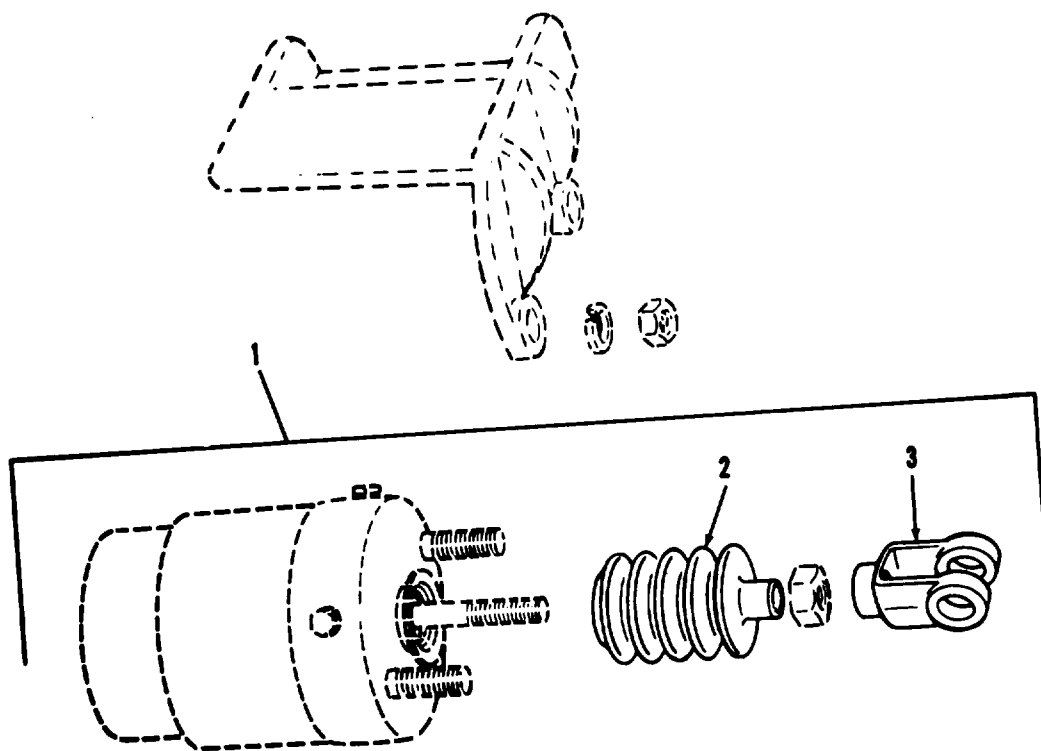
AT 47318

Figure 223. Winch air cylinder.



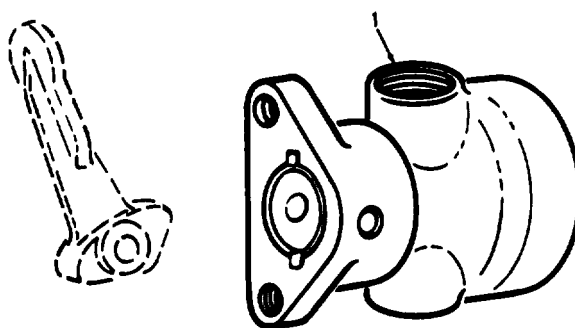
*Figure 224. Rear winch drive shaft pillow block.*





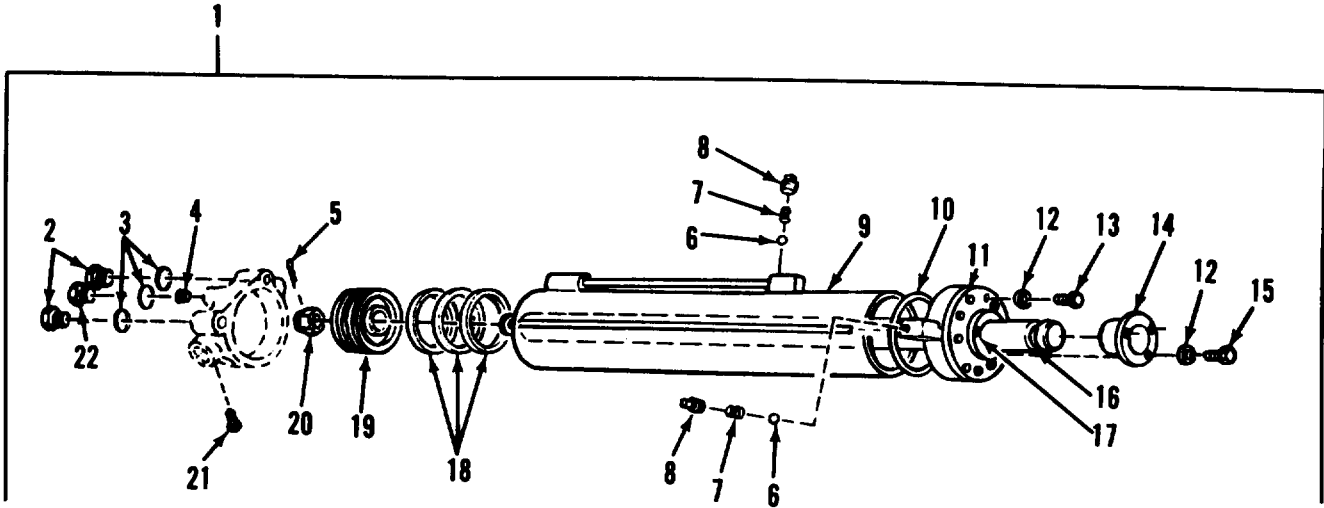
AT 47320

*Figure 225. Rotochamber assembly.*



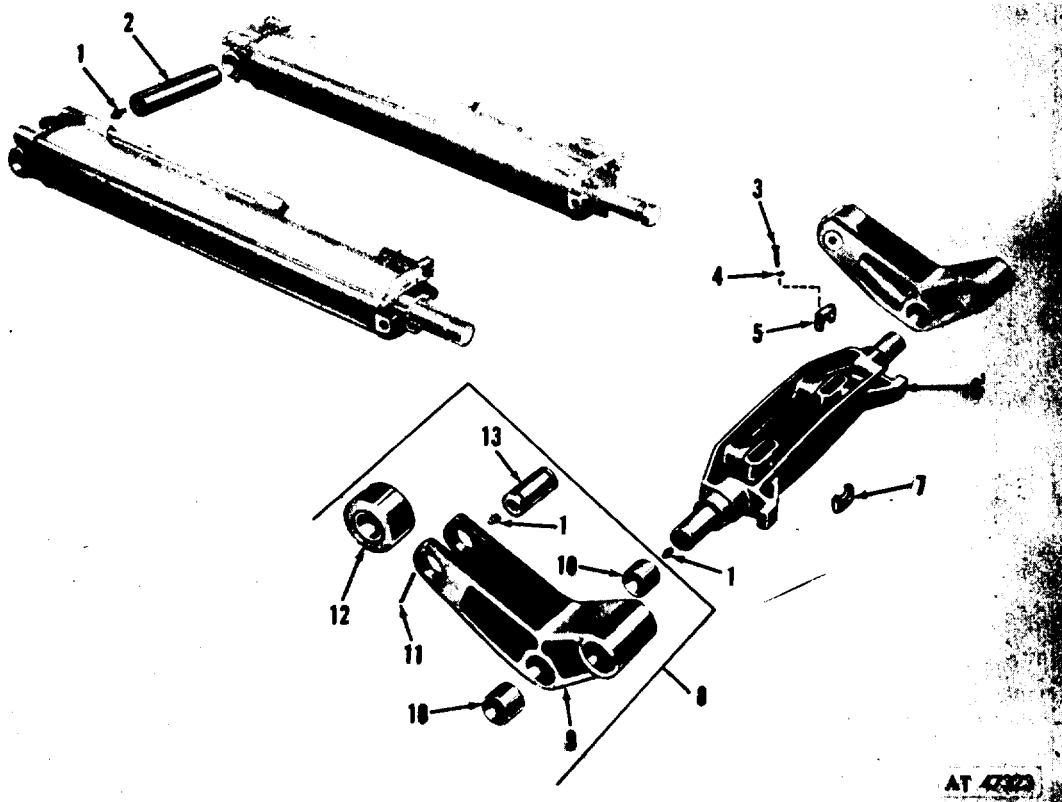
AT 47321

*Figure 226. Vacuum control valve.*



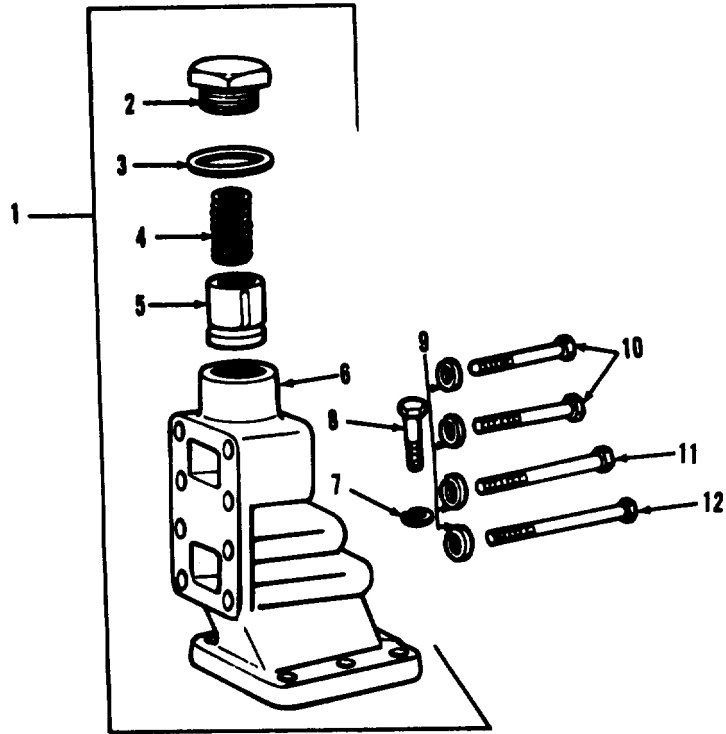
AT 47322

Figure 227. Cylinder assembly.



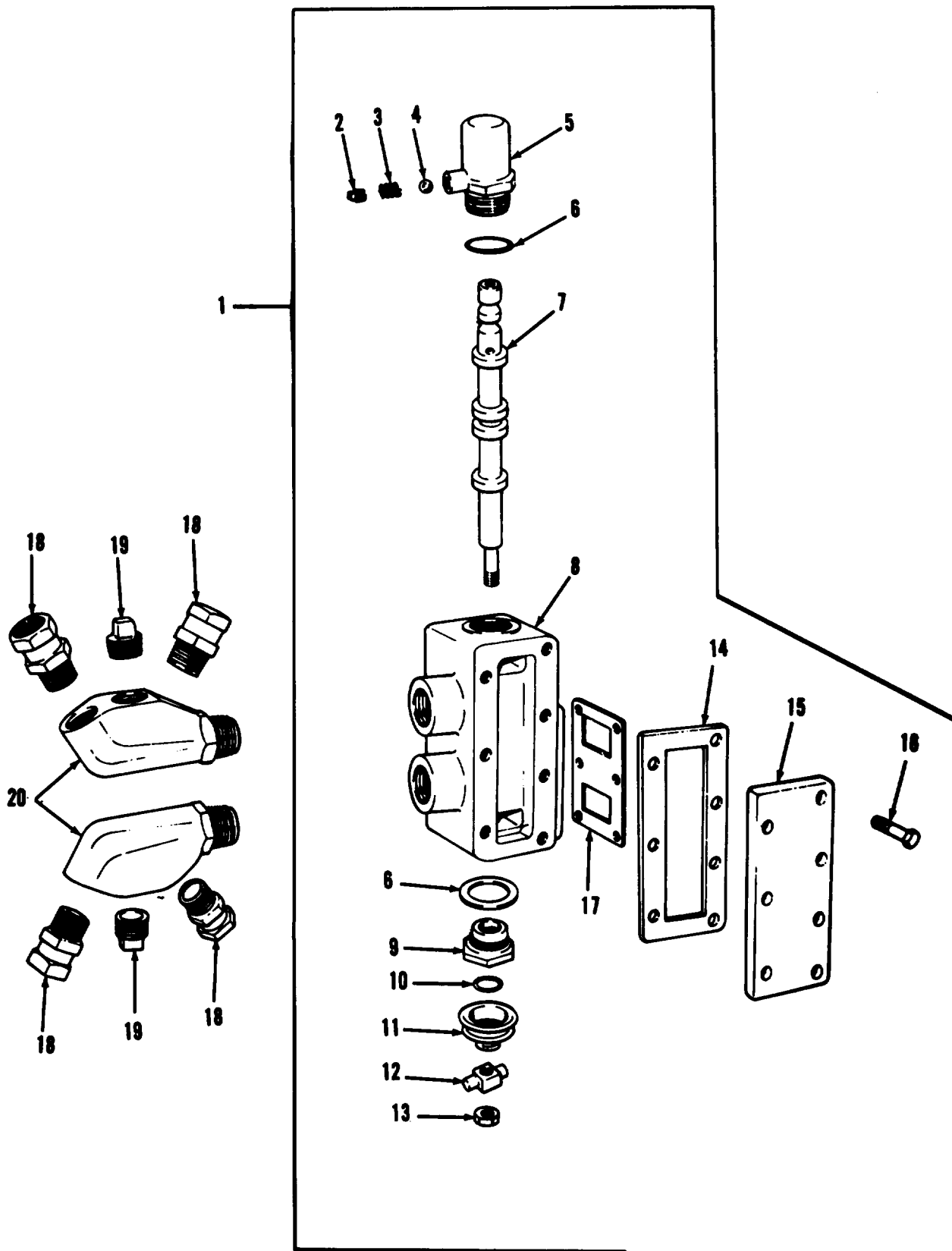
AT 47322

Figure 228. Cylinder assembly and related parts.



AT 47324

*Figure 229. Hydraulic hoist control valve adapter.*



AT 47325

Figure 230. Hydraulic control valve.

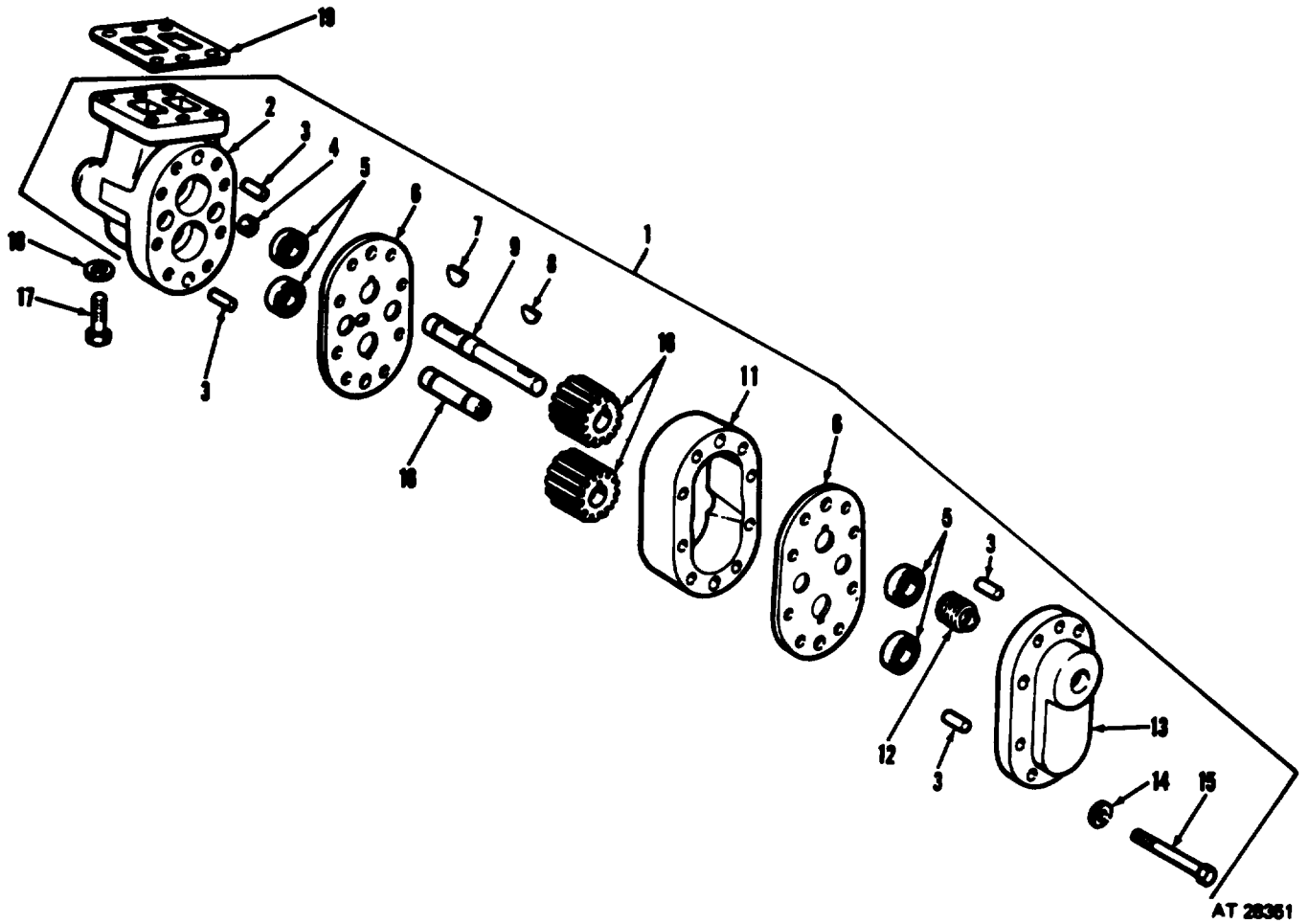
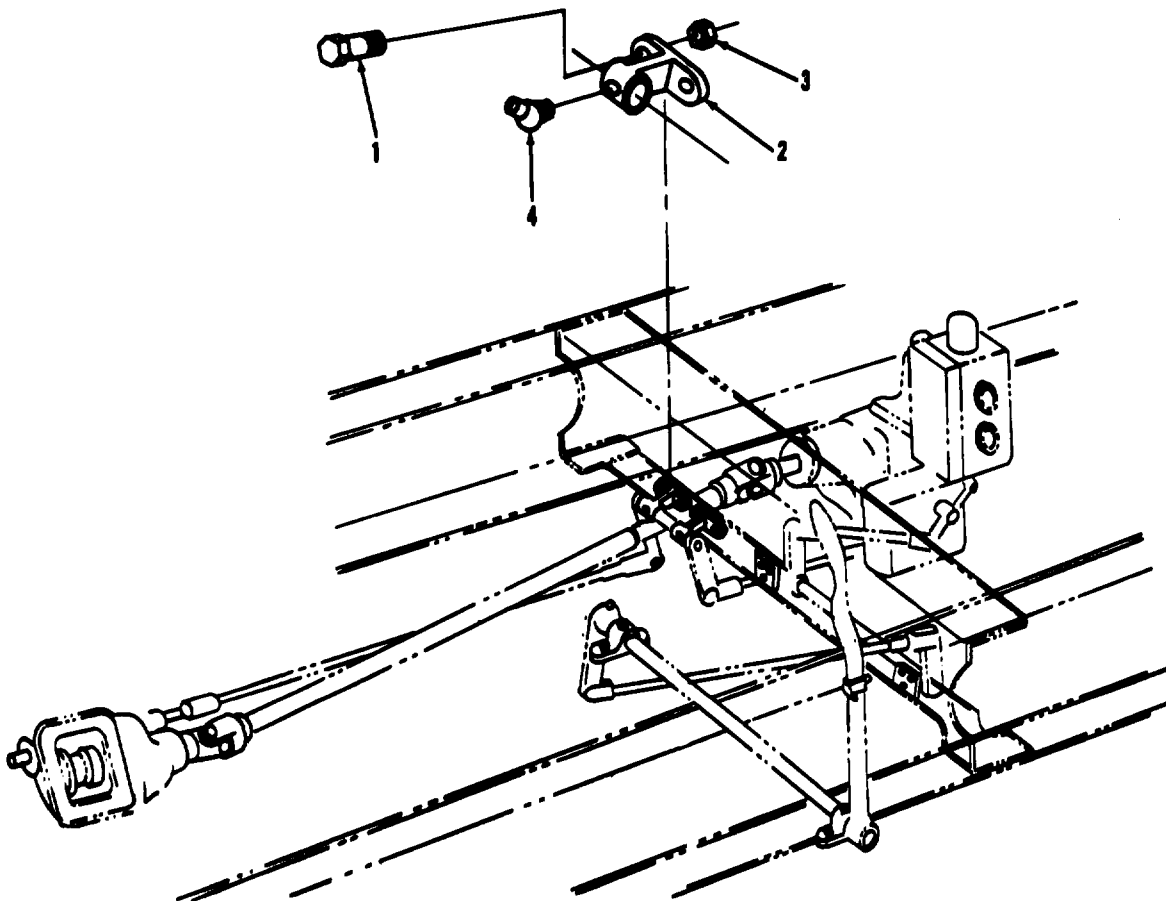
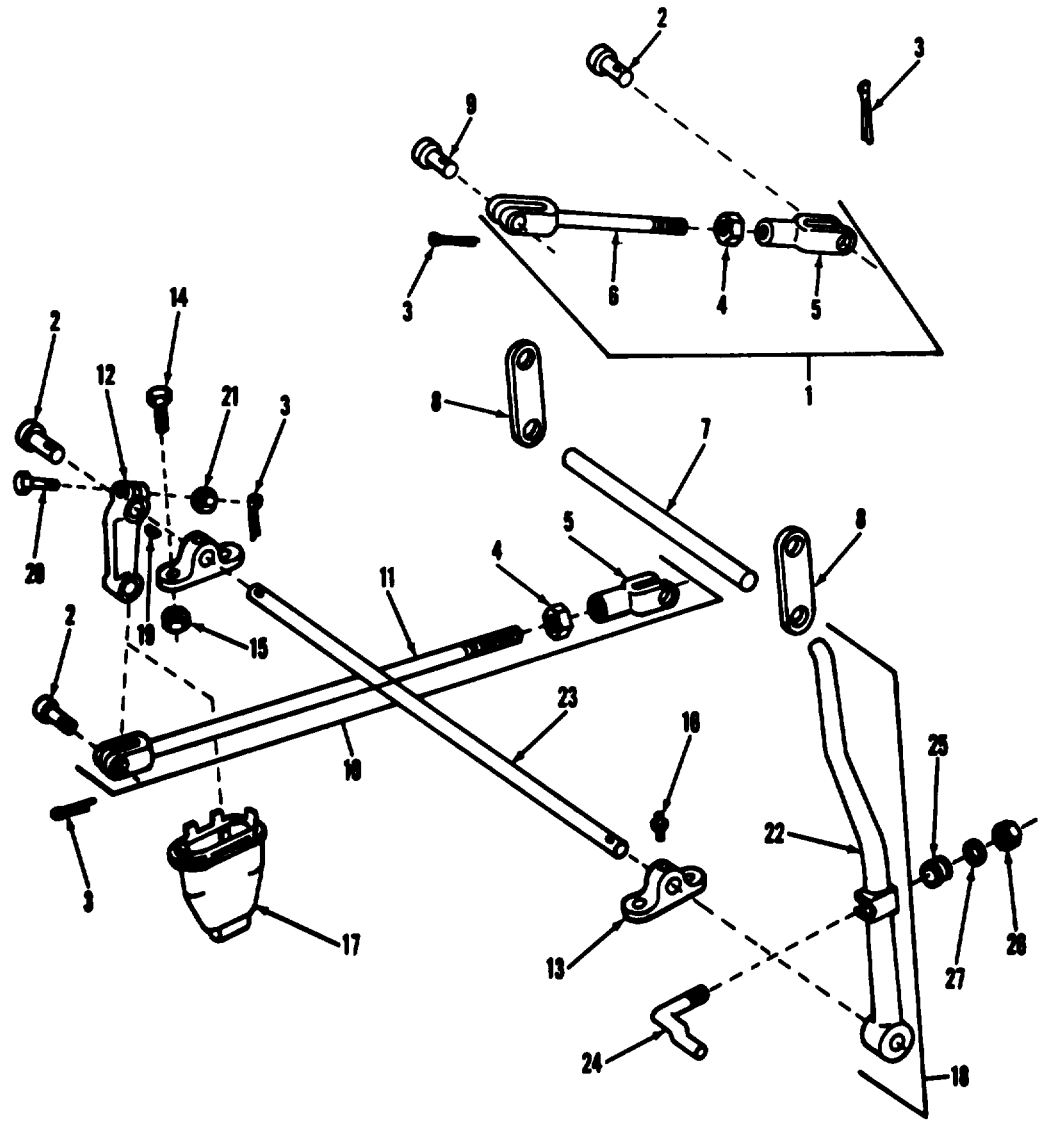


Figure 231. Hydraulic hoist pump.



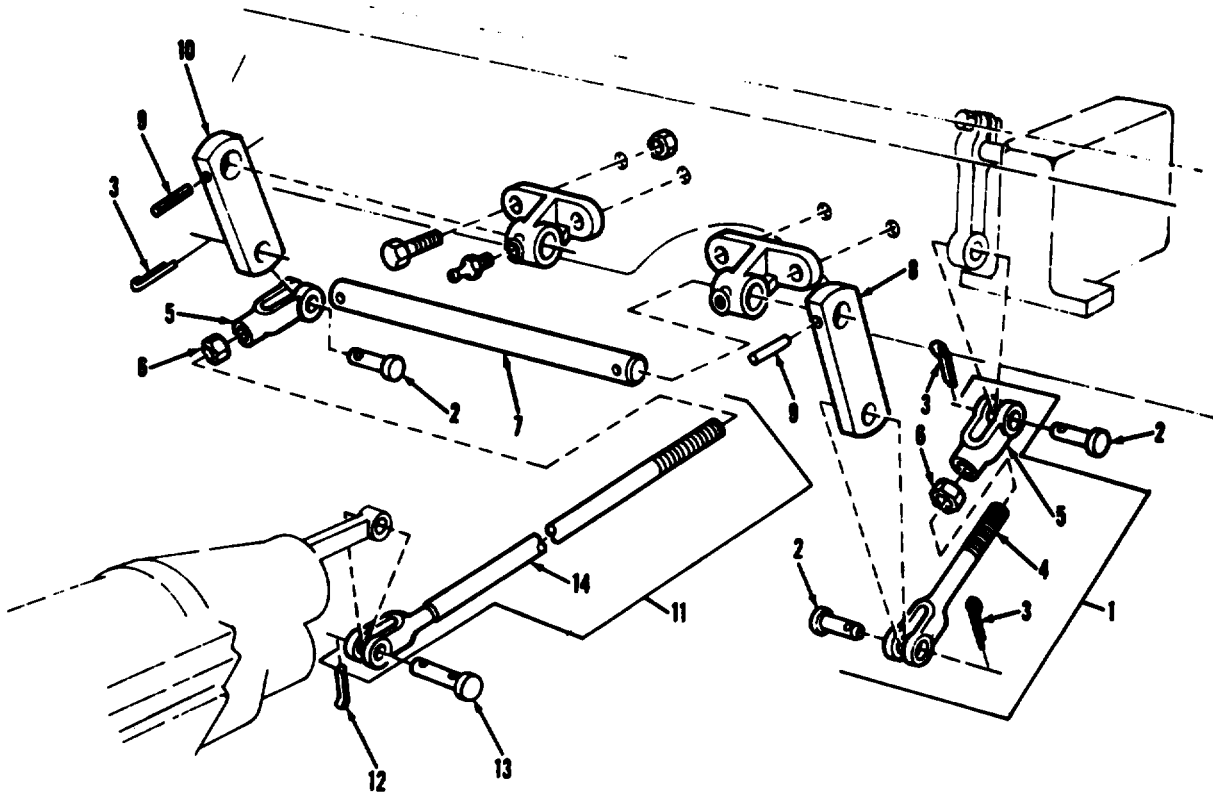
AT 28348

*Figure 232. Dump body control rod shaft bracket.*



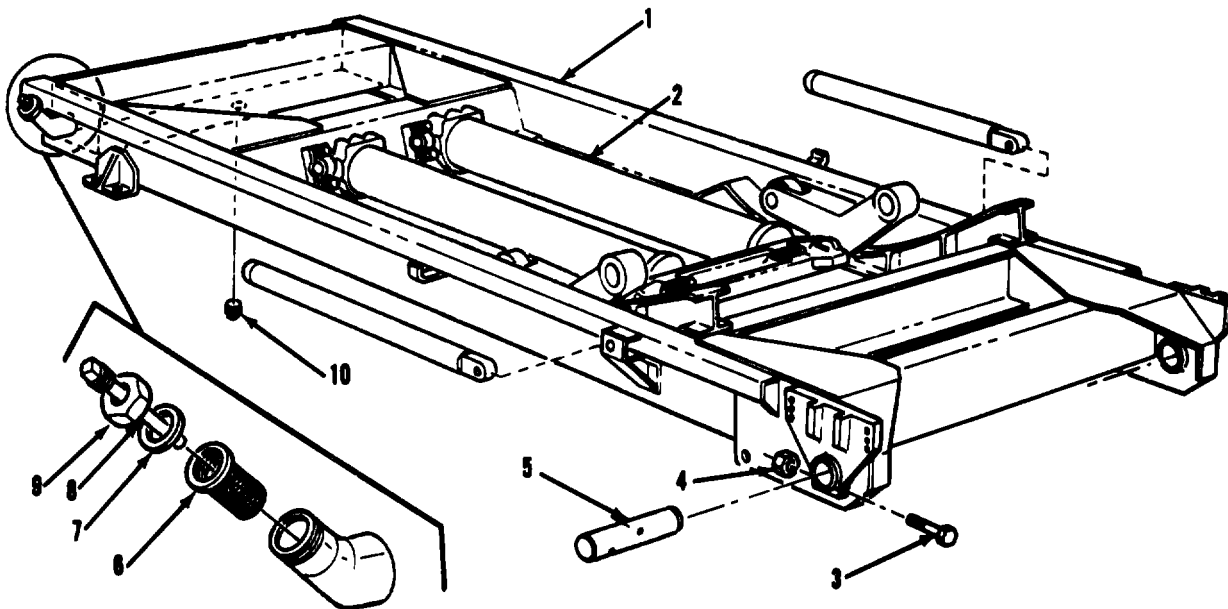
AT 28347

*Figure 233. Rod assembly dump control box connecting hand lever assembly and control.*



AT 28348

Figure 234. Dump control box rod and power takeoff control and shafts.



AT 28353

Figure 235. Dump truck body and hoist assembly.



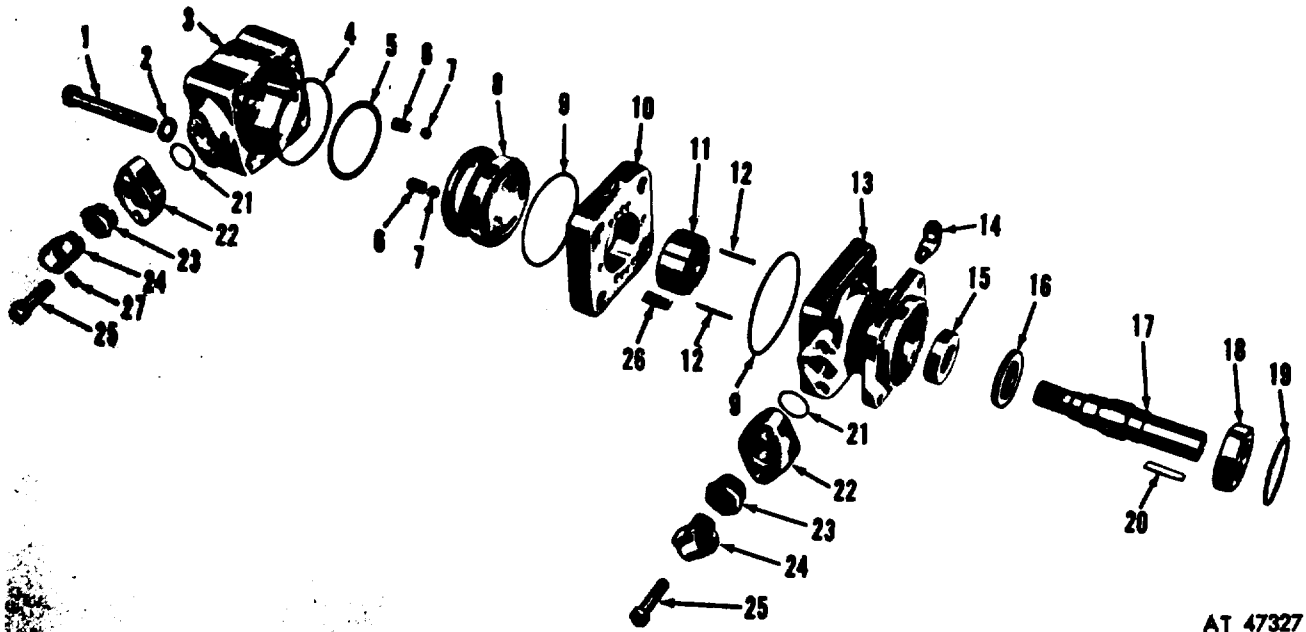


Figure 236. Boom hoist hydraulic oil motor.

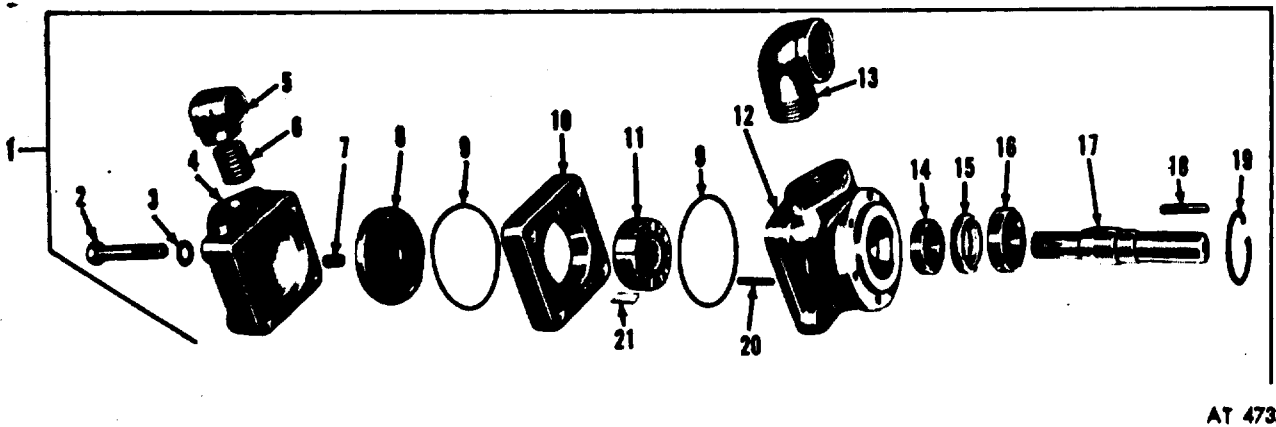
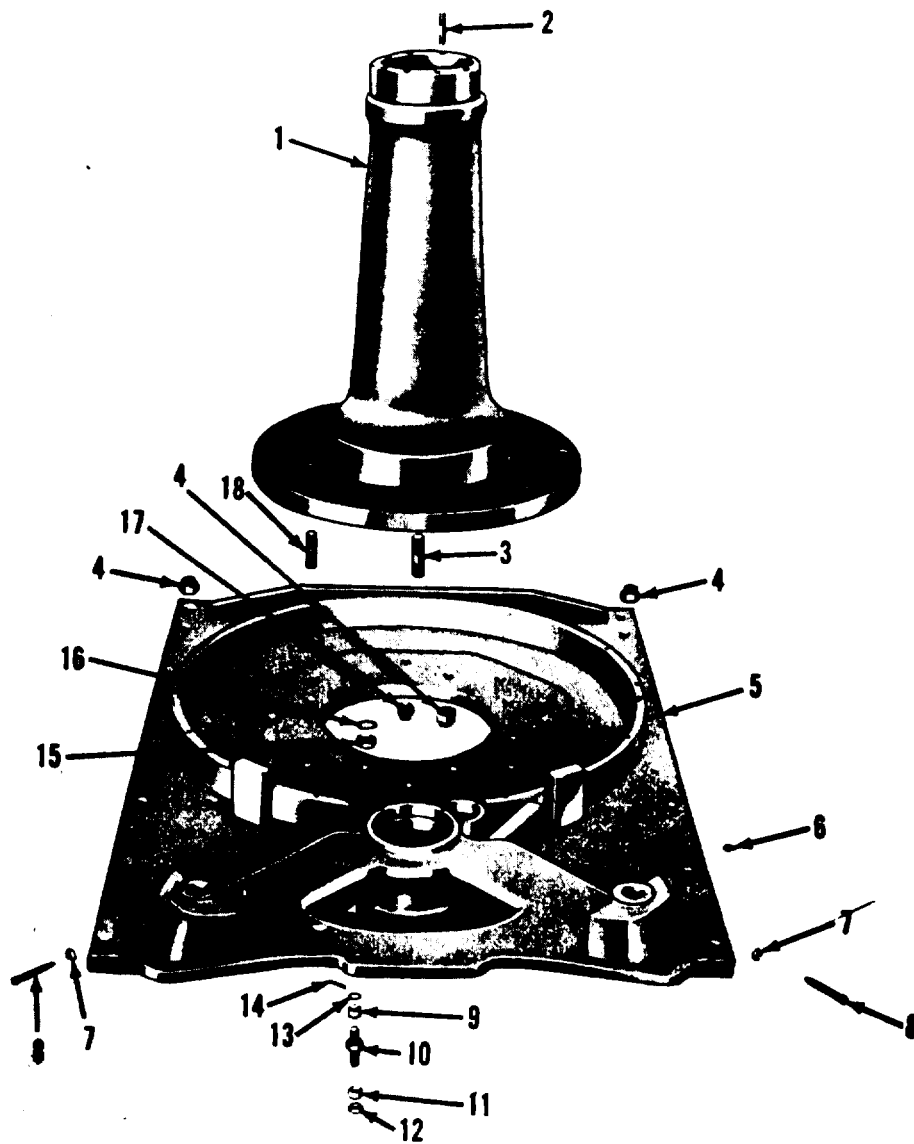
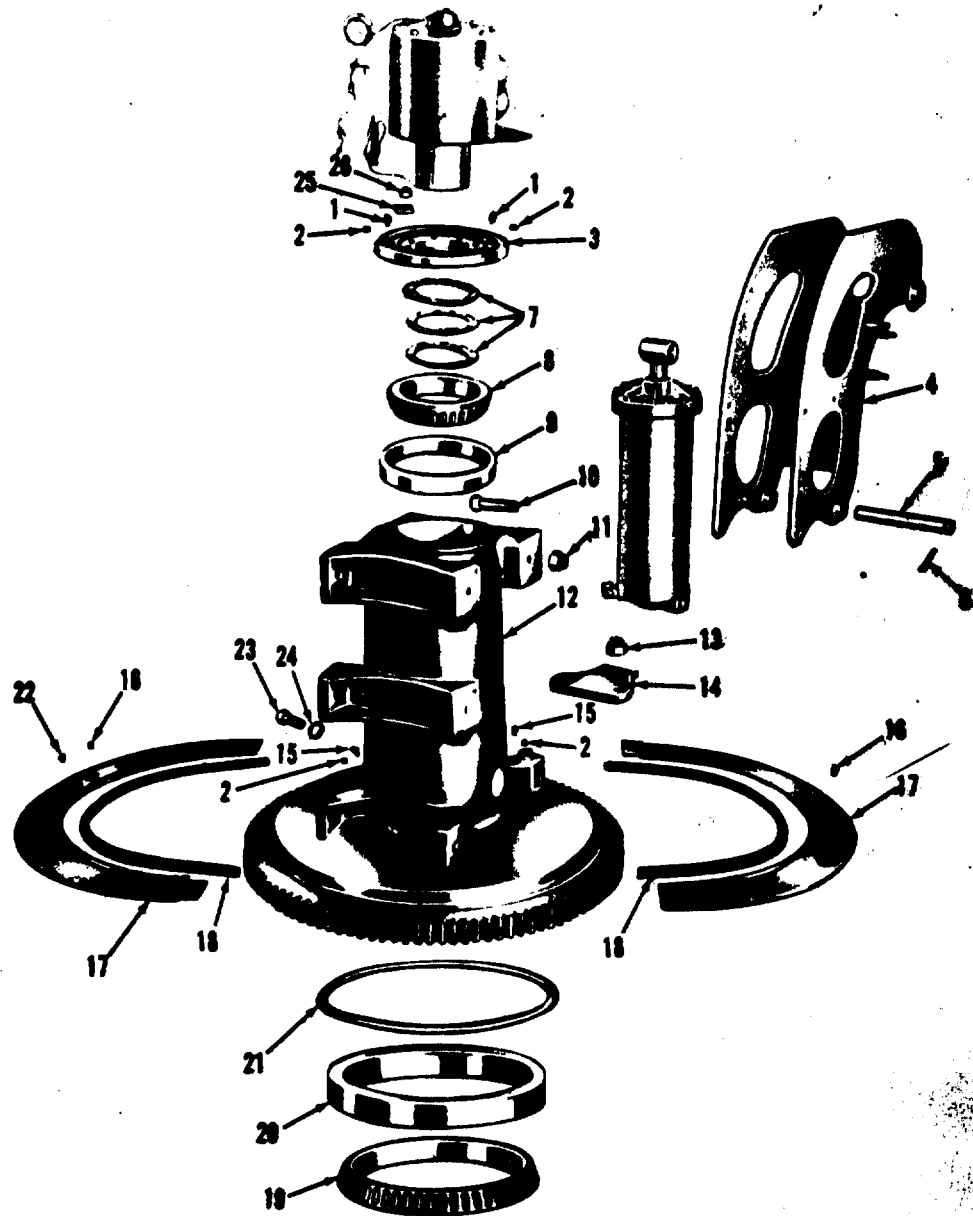


Figure 237. Hydraulic oil pump.



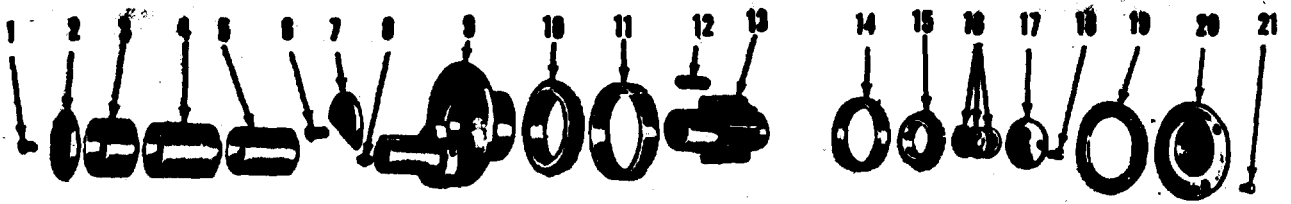
AT 47329

*Figure 238. Crane base plate.*



AT 4738

Figure 239. Pivot assembly.



AT 47331

*Figure 240. Pivot post pinion.*

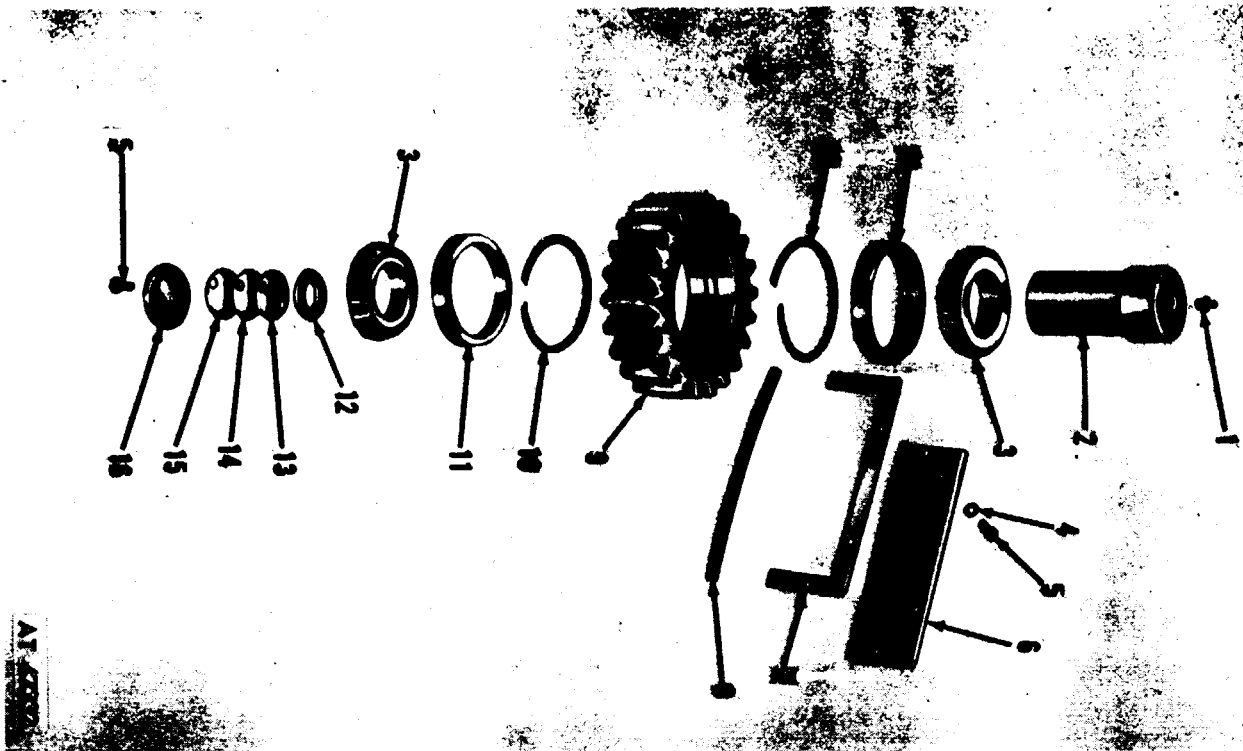


Figure 241. Pivot post drive pinion idler gear.

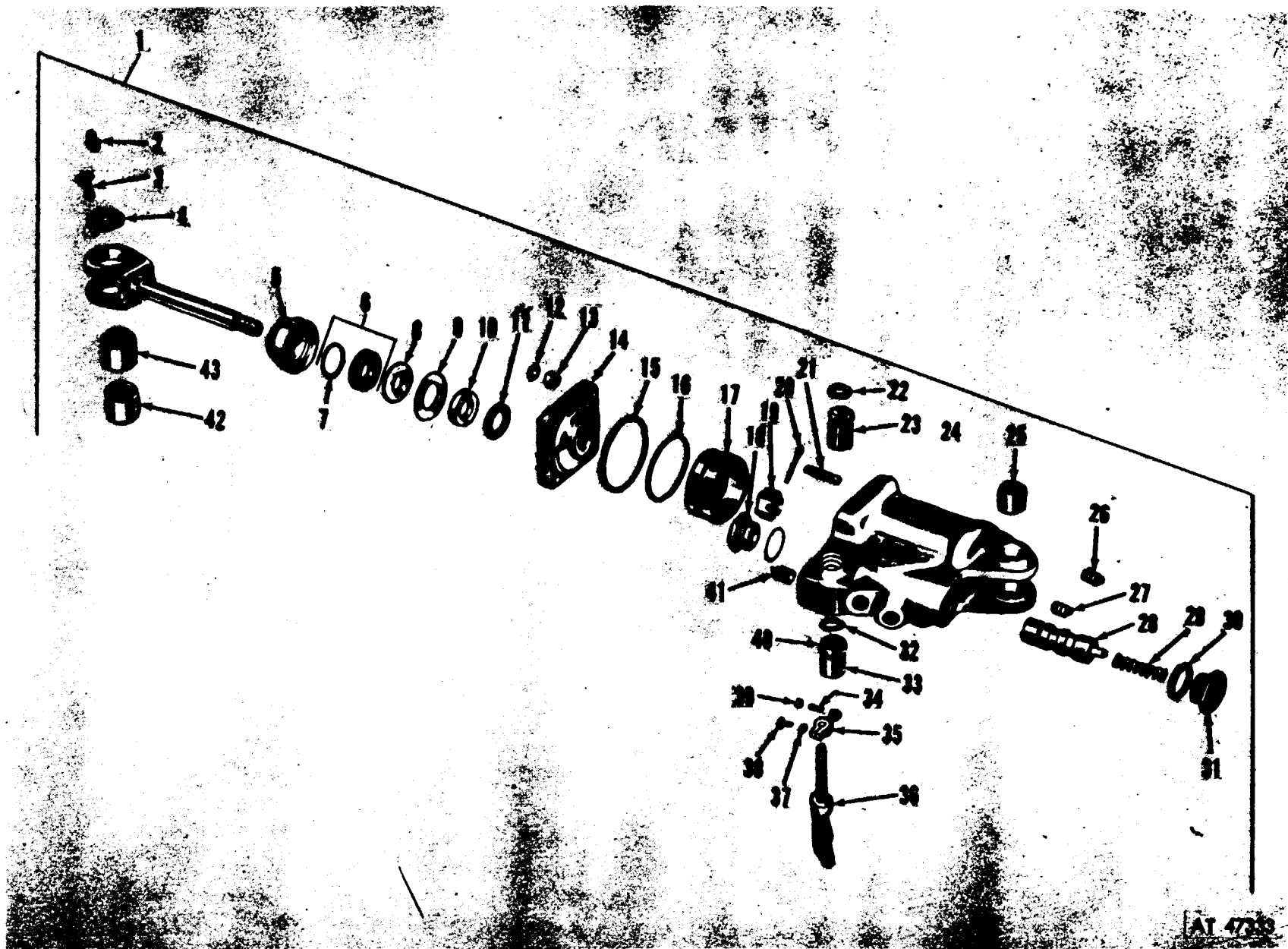


Figure 242. Swing motor assembly.

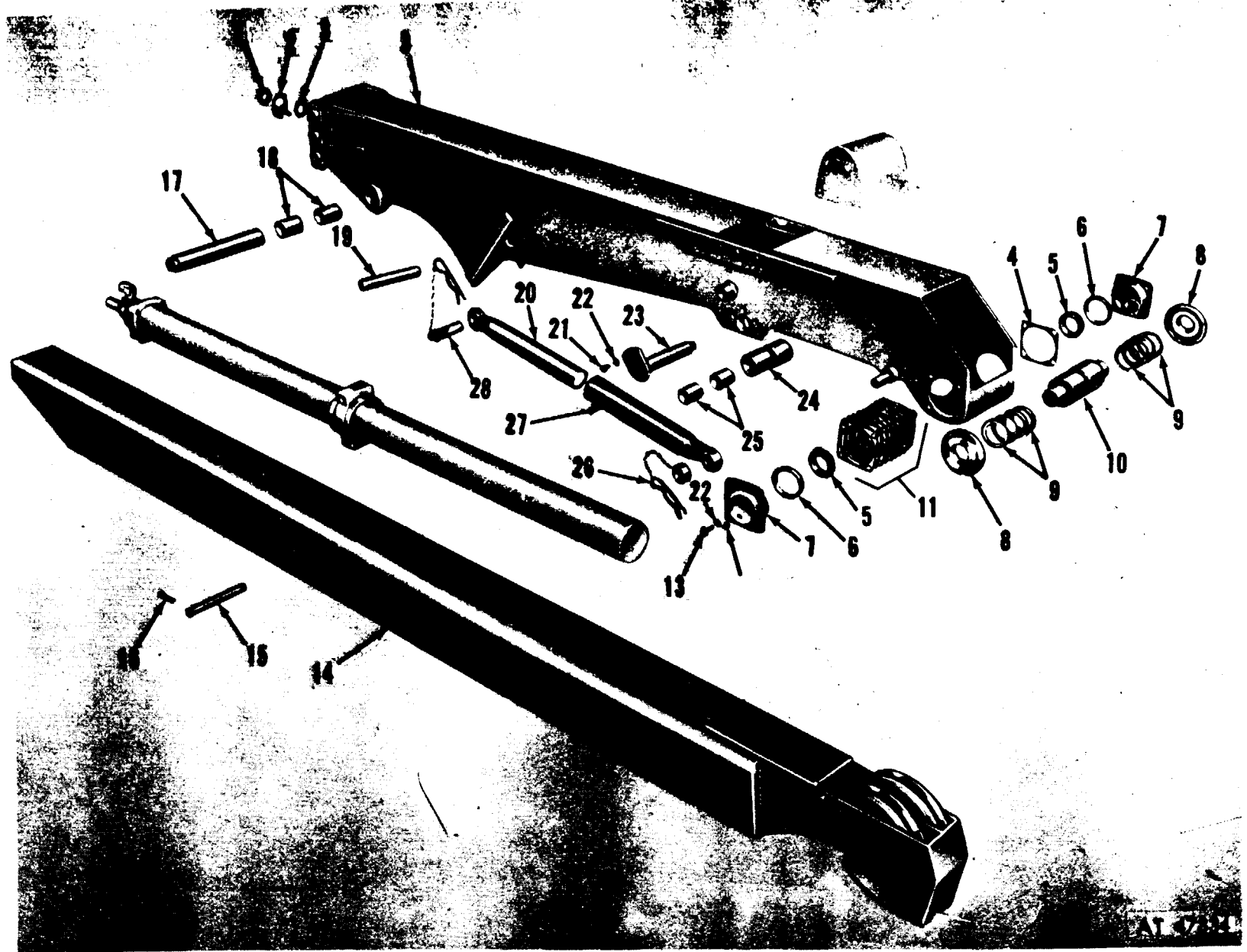


Figure 243. Boom and shipper.


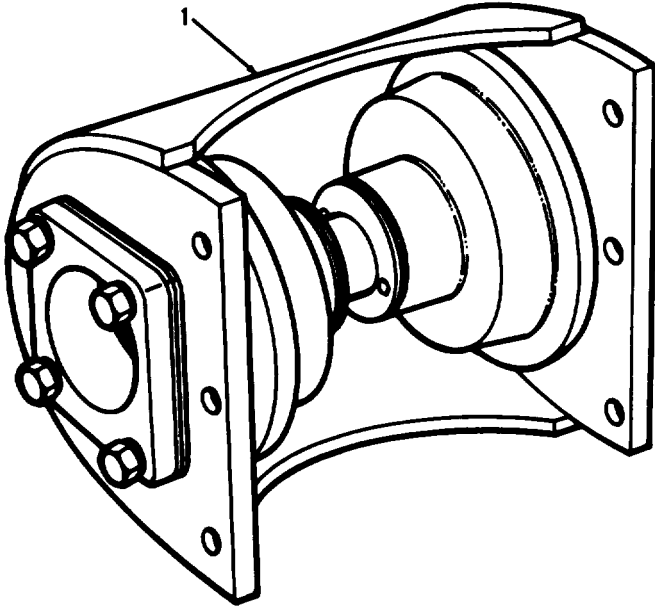



Figure 244. Boom and crane block sheaves.





AT 47336

*Figure 245. Upper roller shipper assembly.*



*Figure 246. Boom crowd cylinder.*


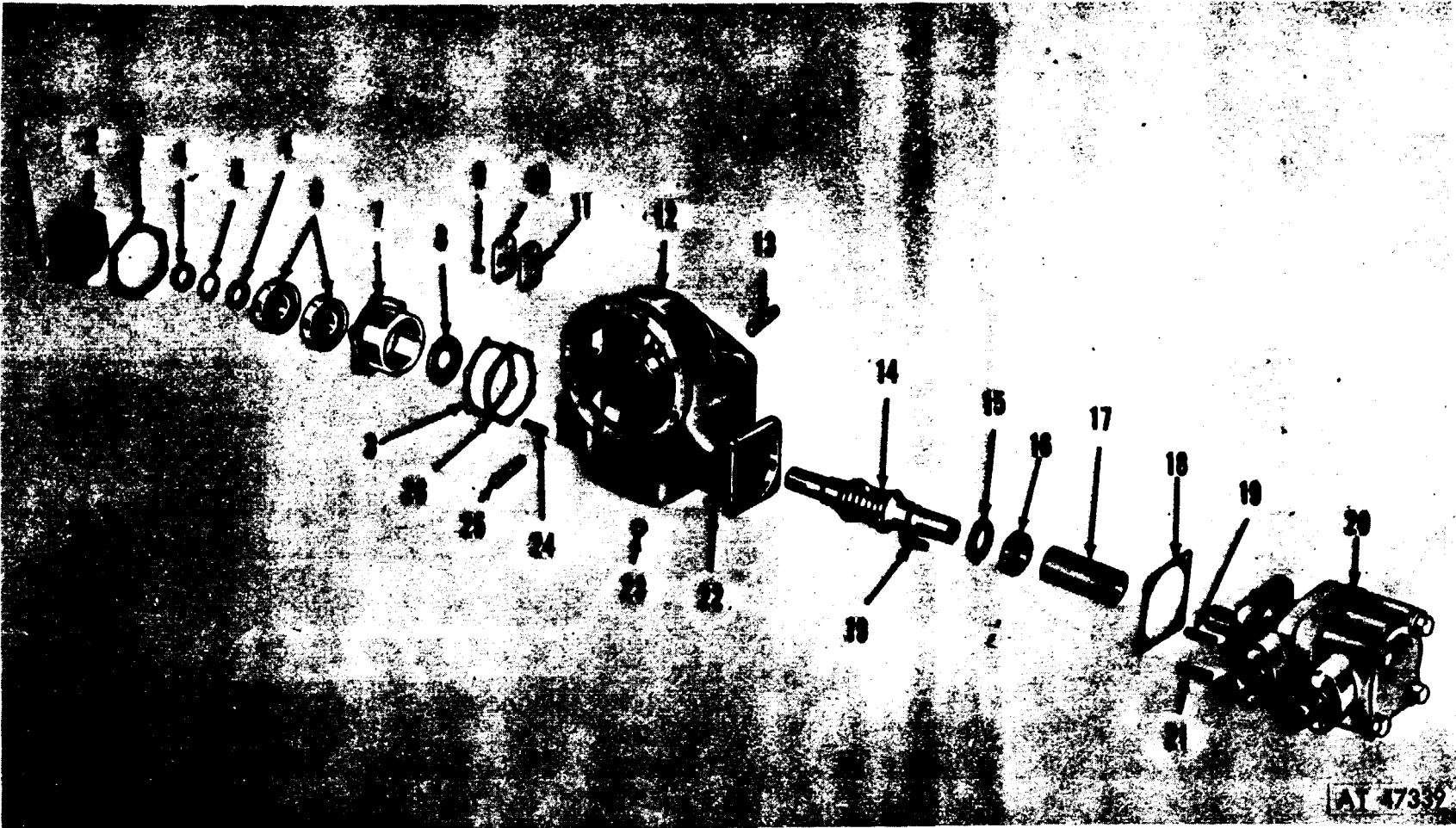
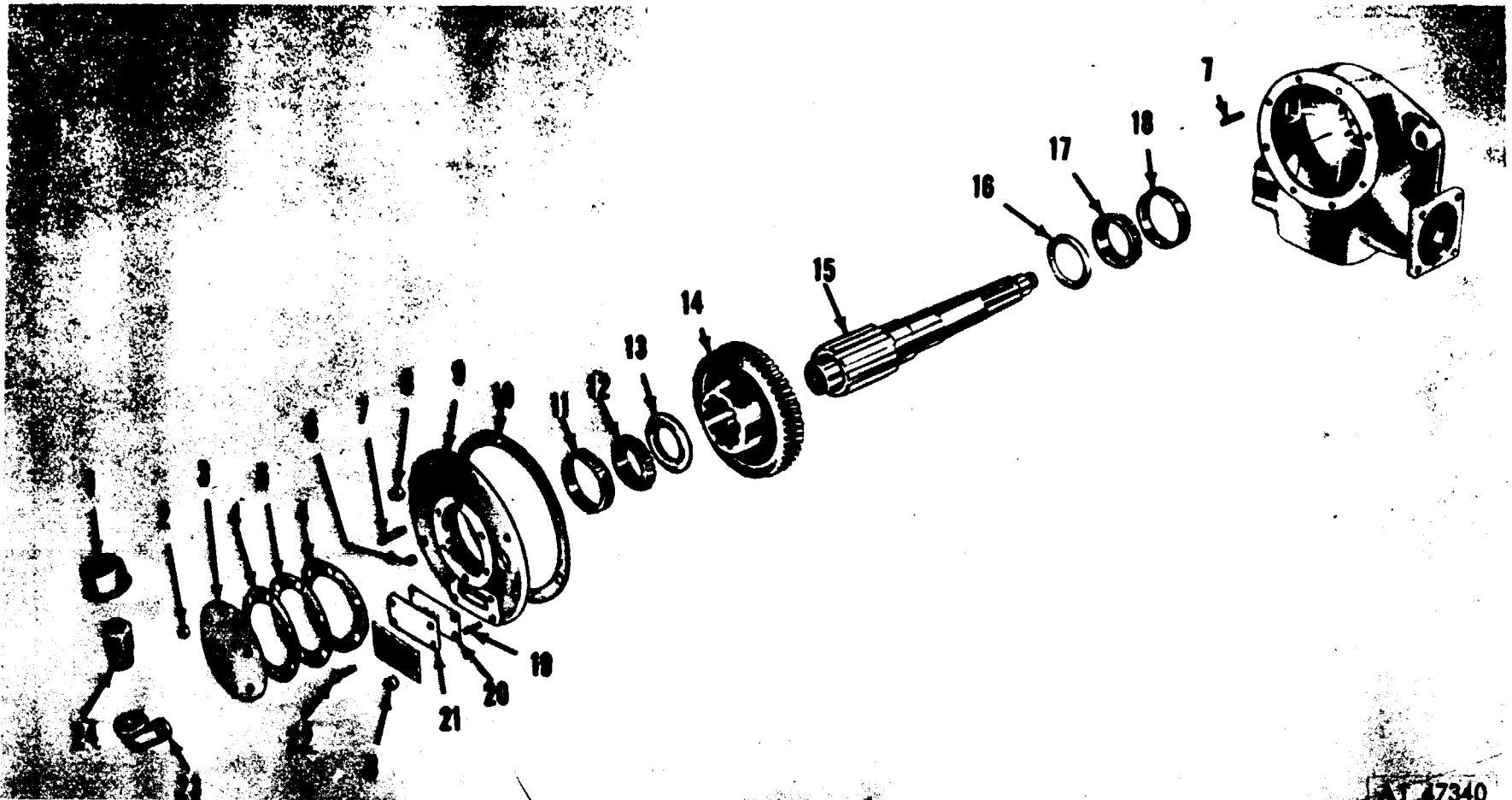


Figure 247. Boom lift cylinder.



AT 47332



47340

Figure 249. Cable drum drive shaft and gear.


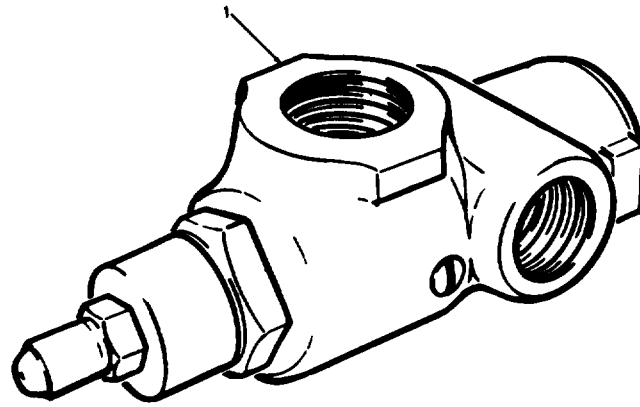
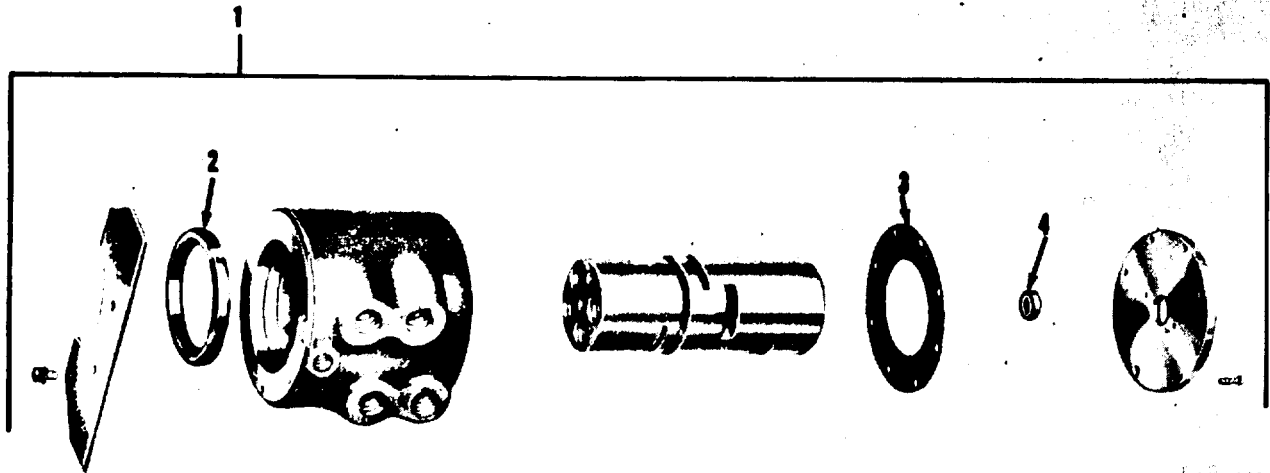


Figure 250. Cable drum housing and related parts.



AT 4732

Figure 251. Relief valve.



AT 47343

Figure 252. Swivel valve assembly.

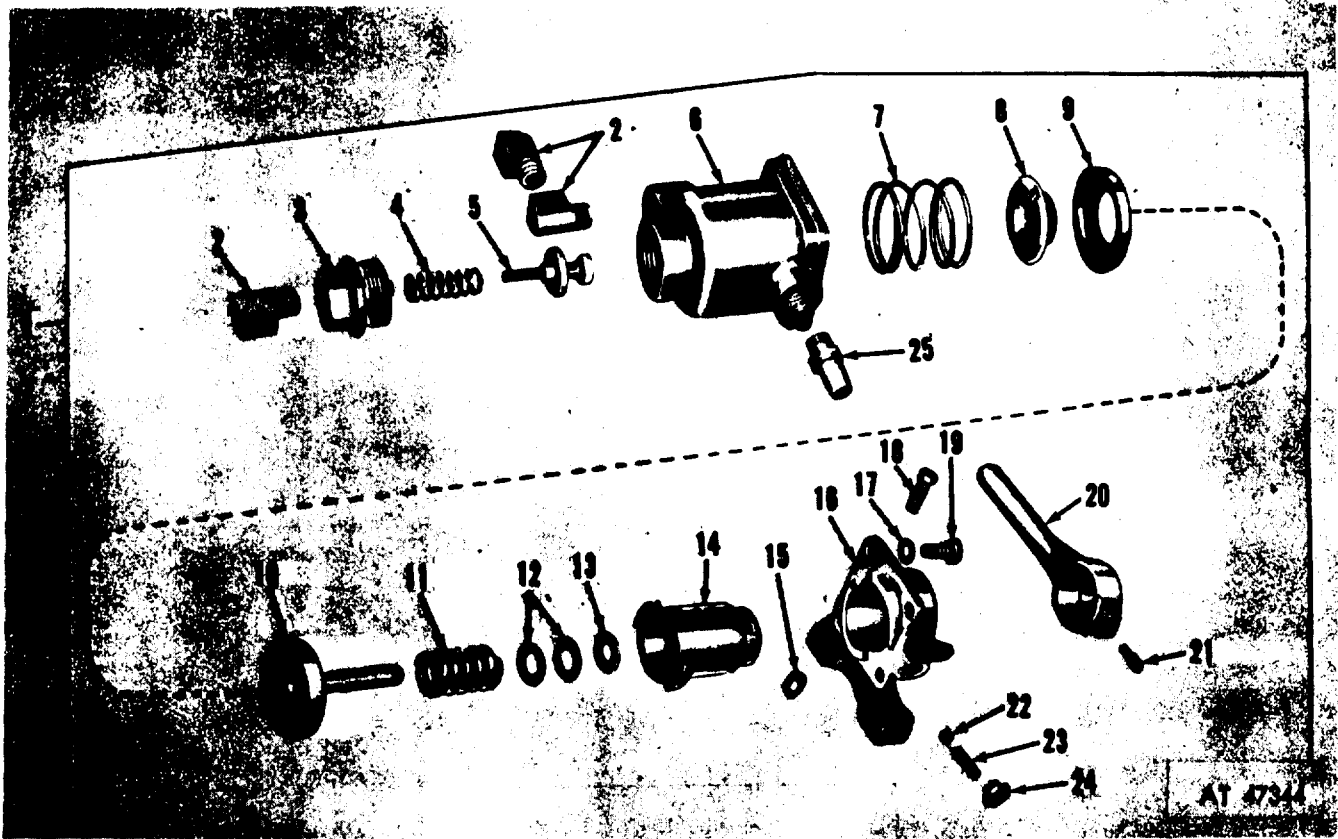


Figure 253. Brake valve.



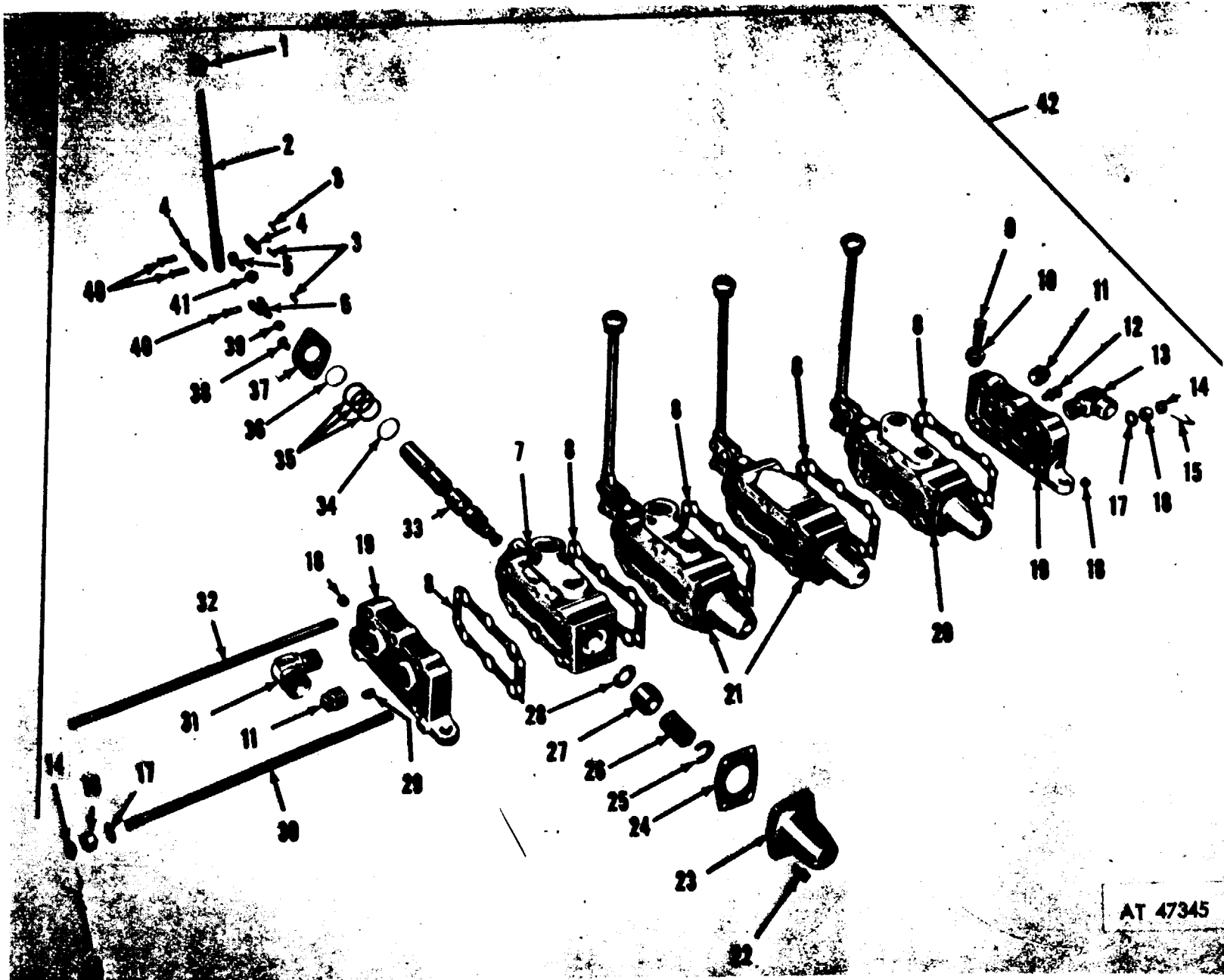
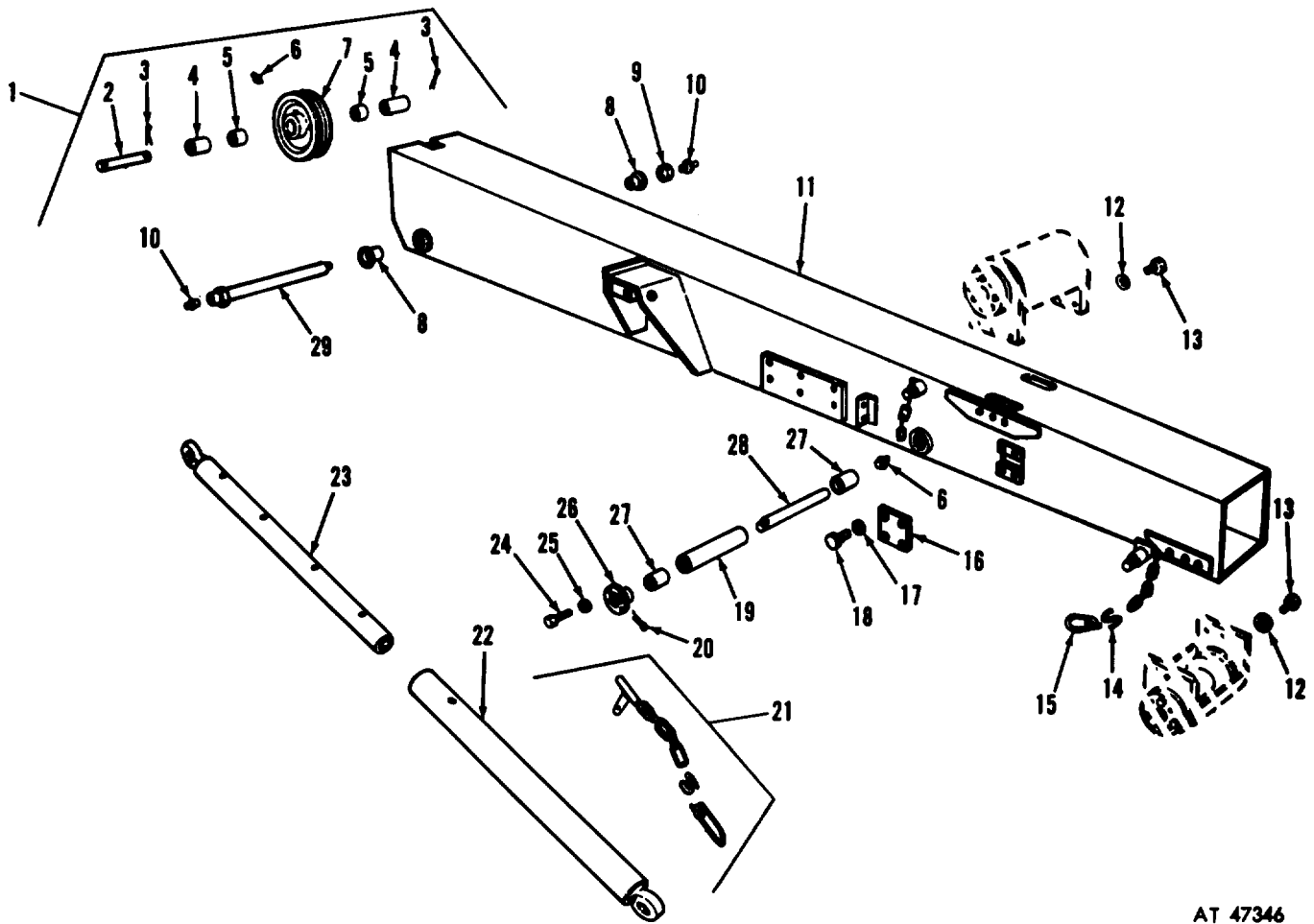
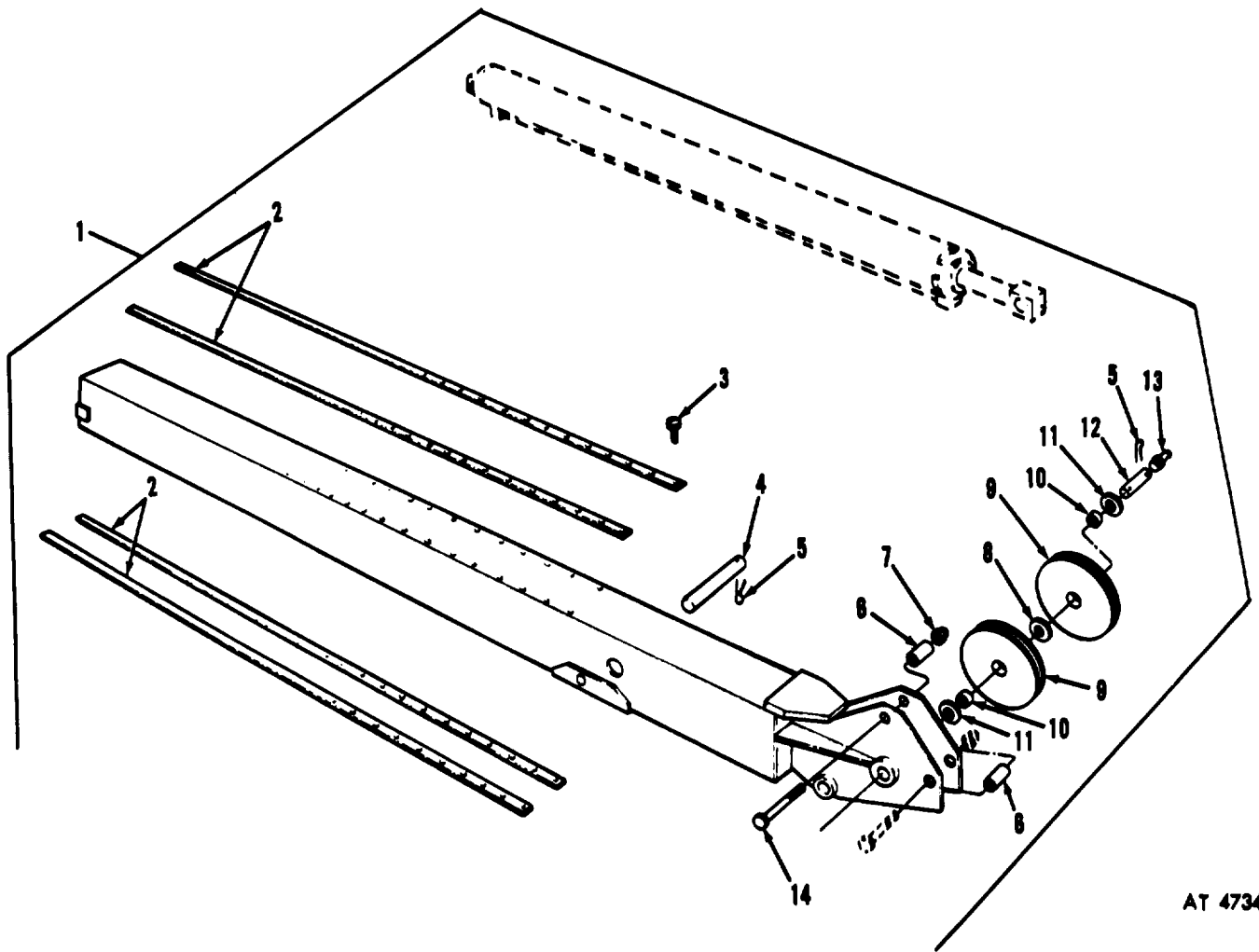


Figure 254. Control valve bank.



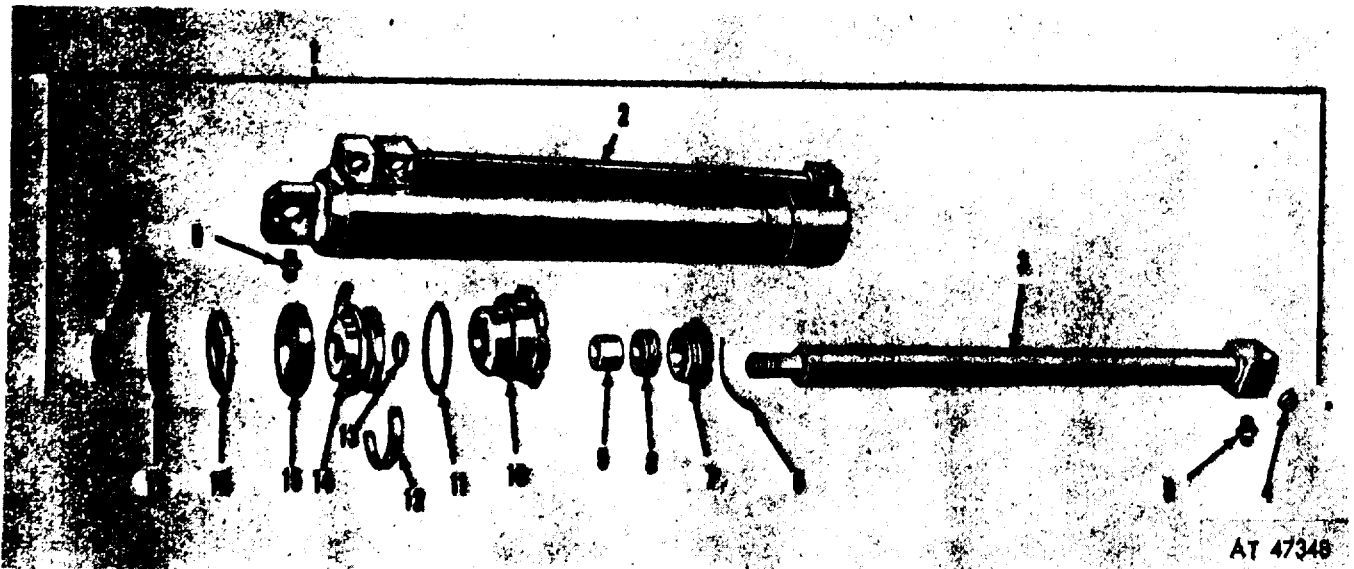
AT 47346

Figure 255. Boom assembly (partial).



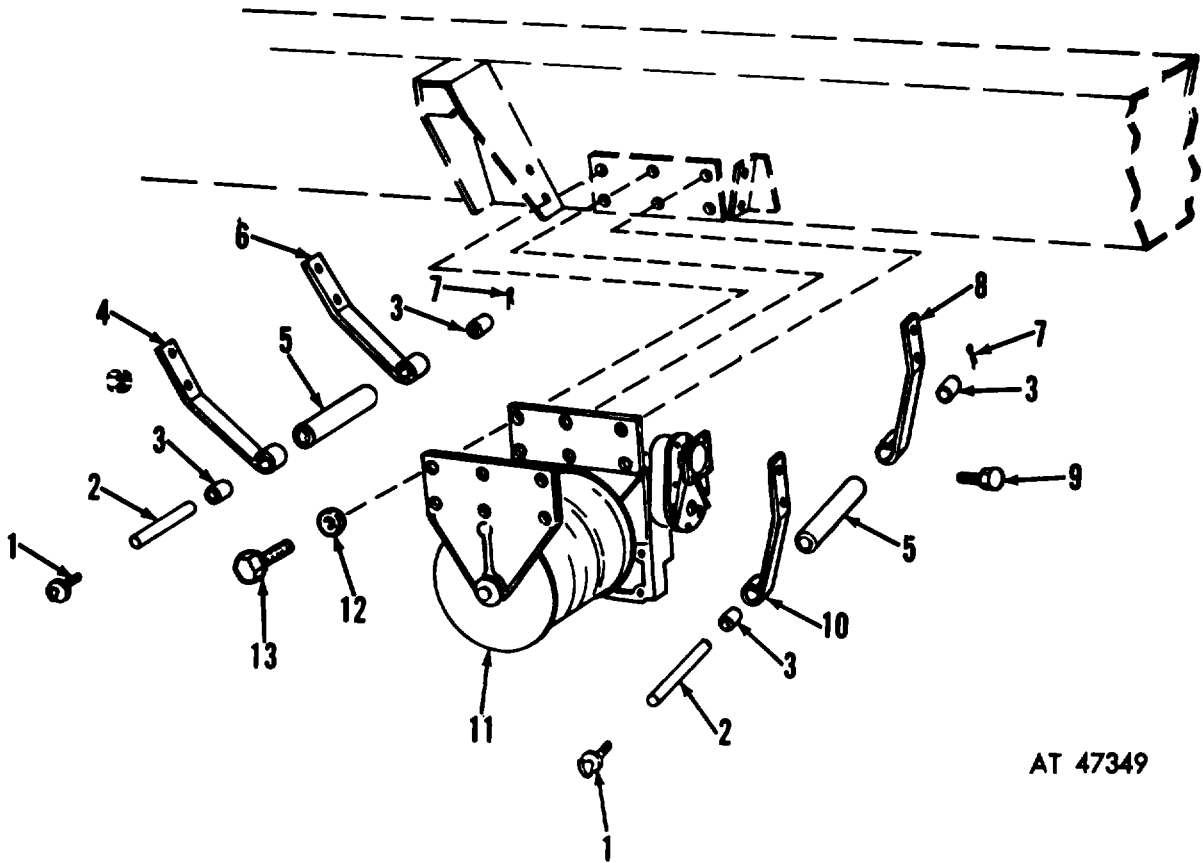
AT 47347

Figure 256. Boom assembly (partial).



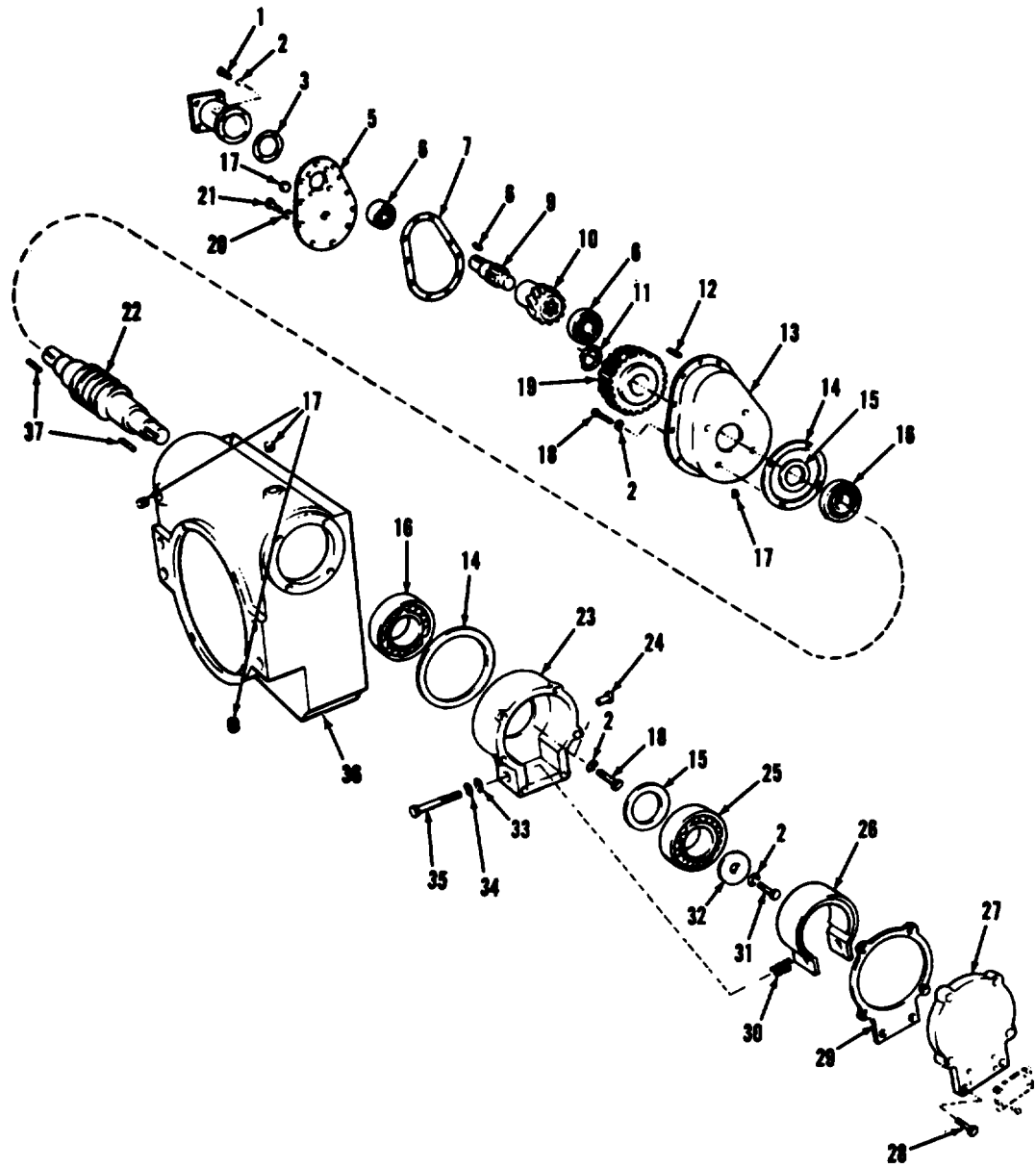
AT 47348

Figure 257. Boom elevating cylinder assembly.



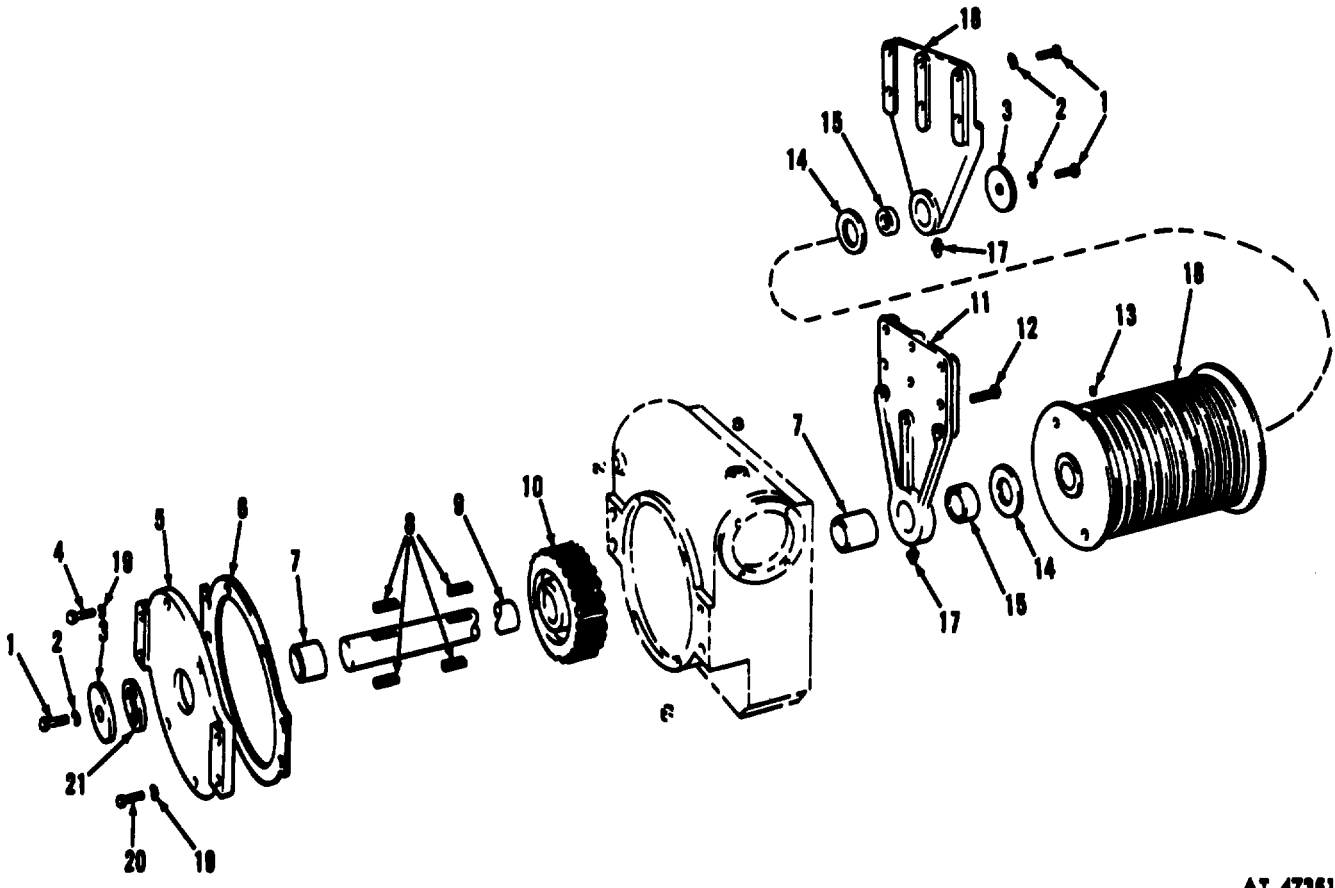
AT 47349

Figure 258. Vehicle winch mounting.



AT 47350

Figure 259. Hoist winch.



AT 47351

Figure 260. Hoist winch.




Figure 261. Extension cylinder assembly.

AT 47352

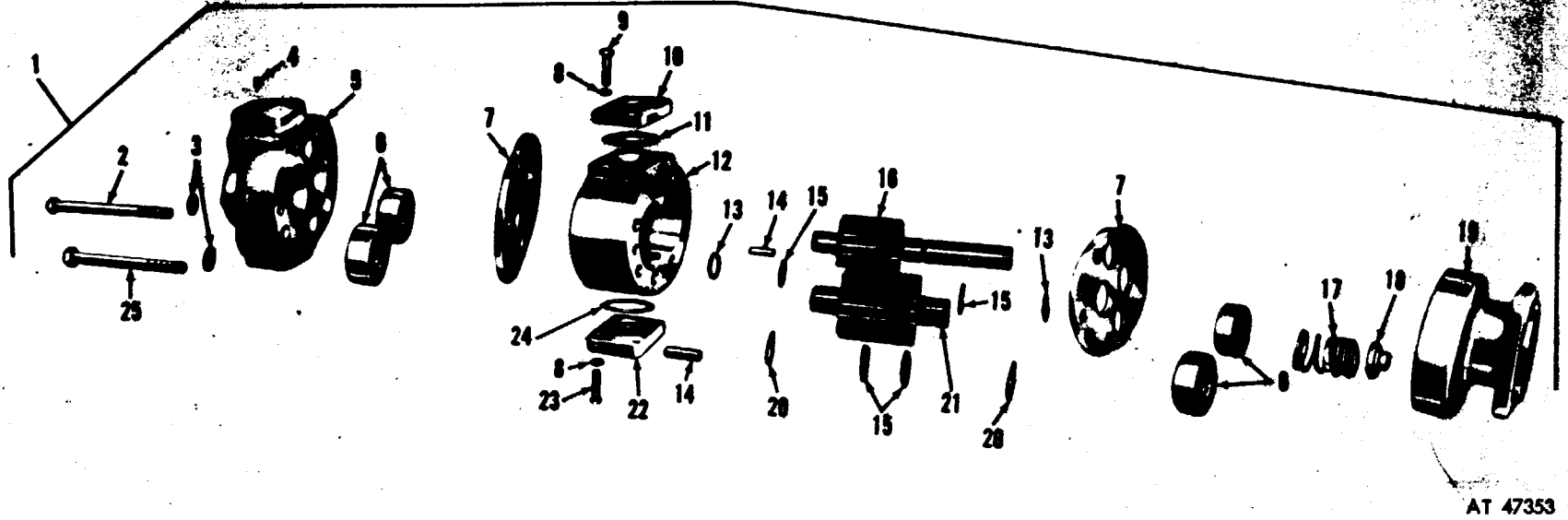


Figure 262. Hydraulic pump assembly.




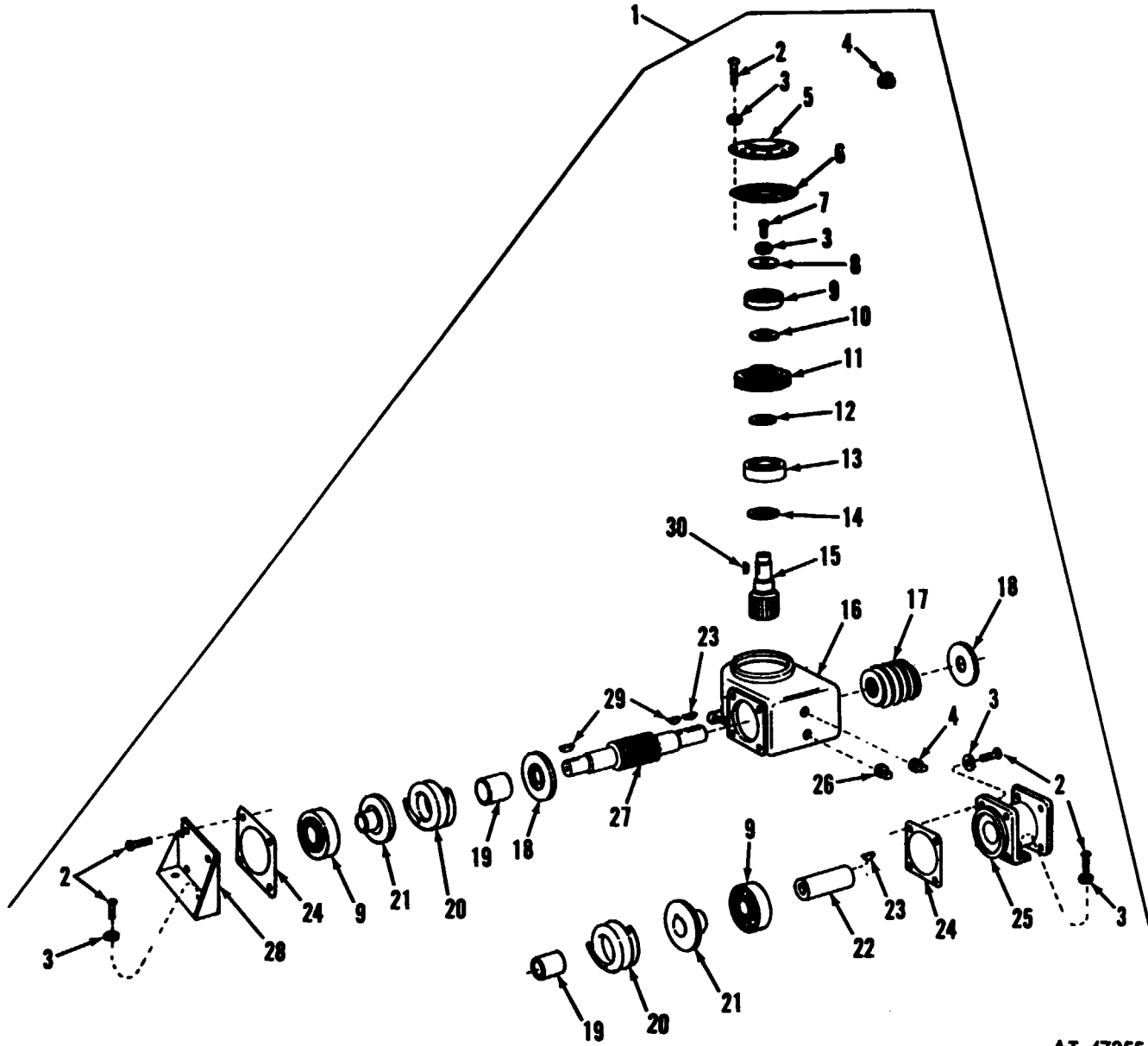
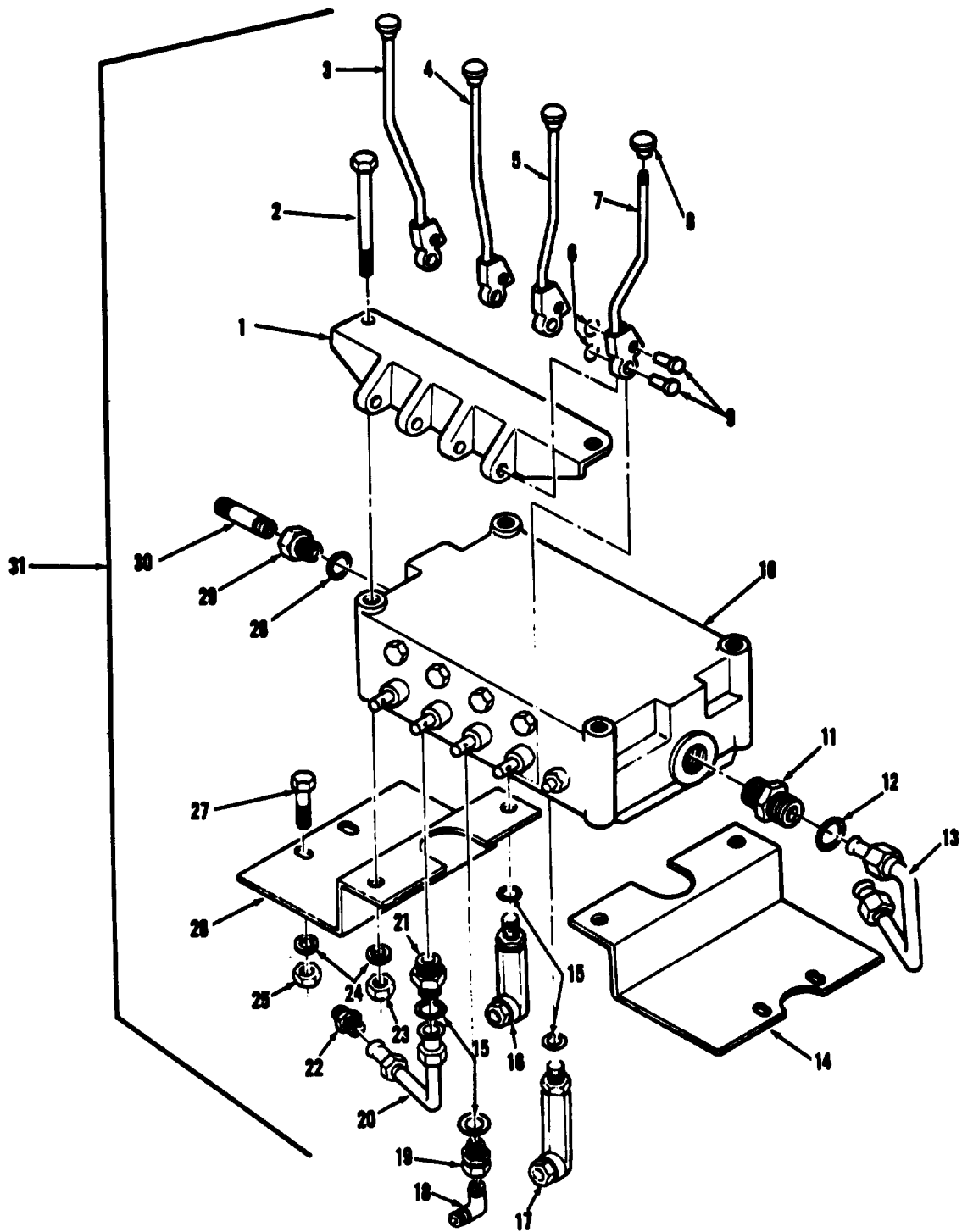


Figure 263. Crane swing and hoist winch motor assembly.



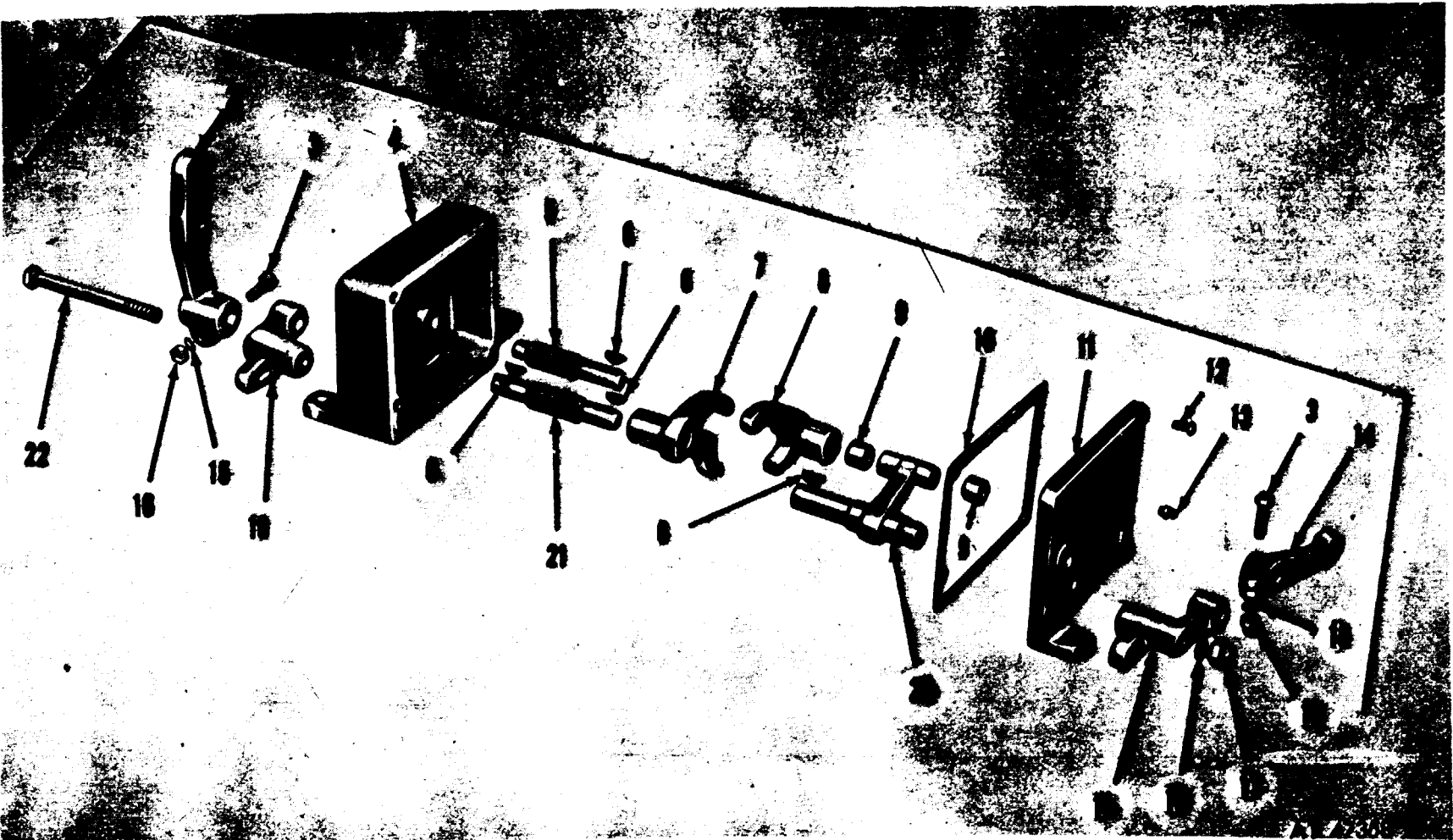
AT 47355

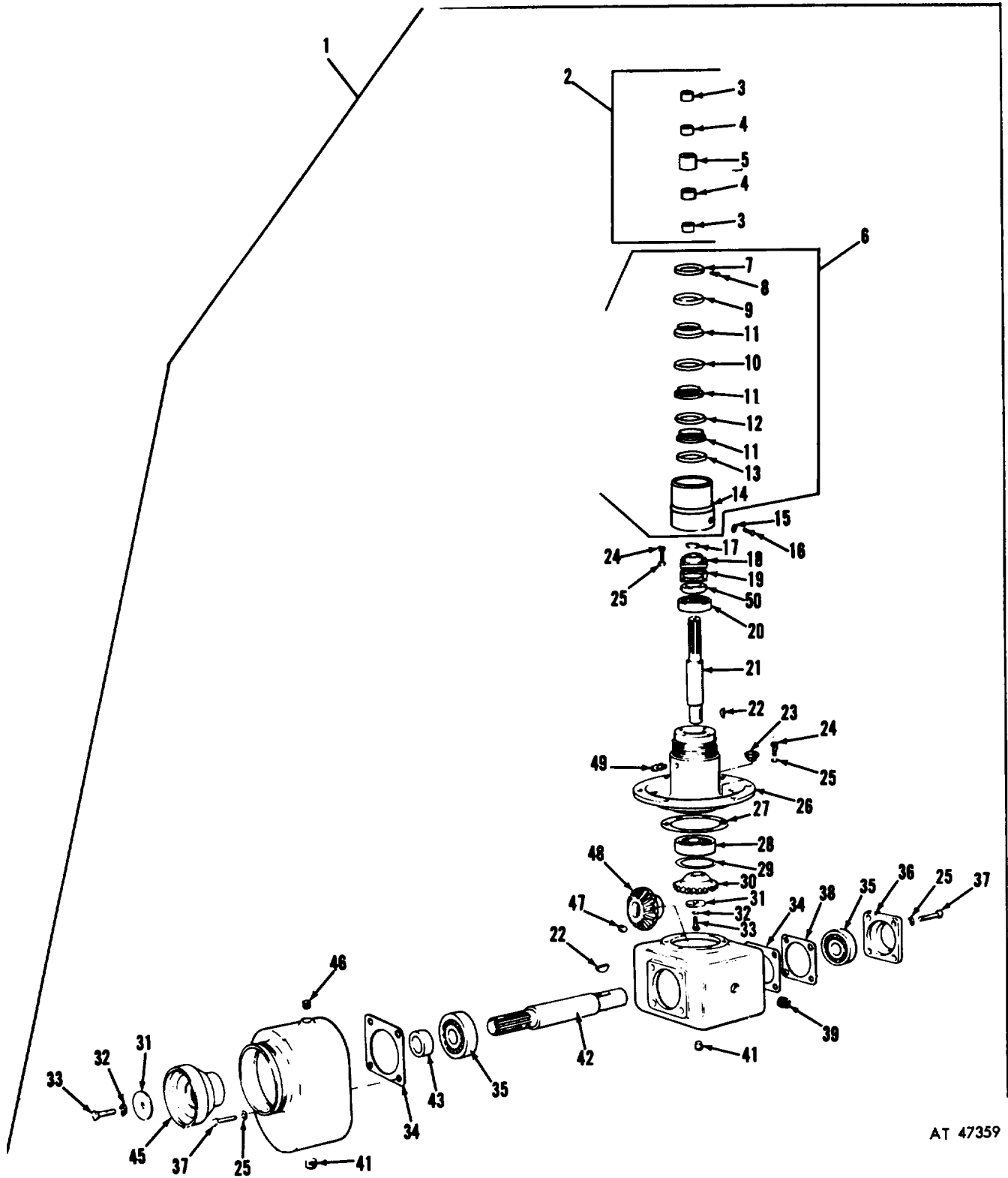
Figure 264. Swinger gear case assembly.



AT 28381

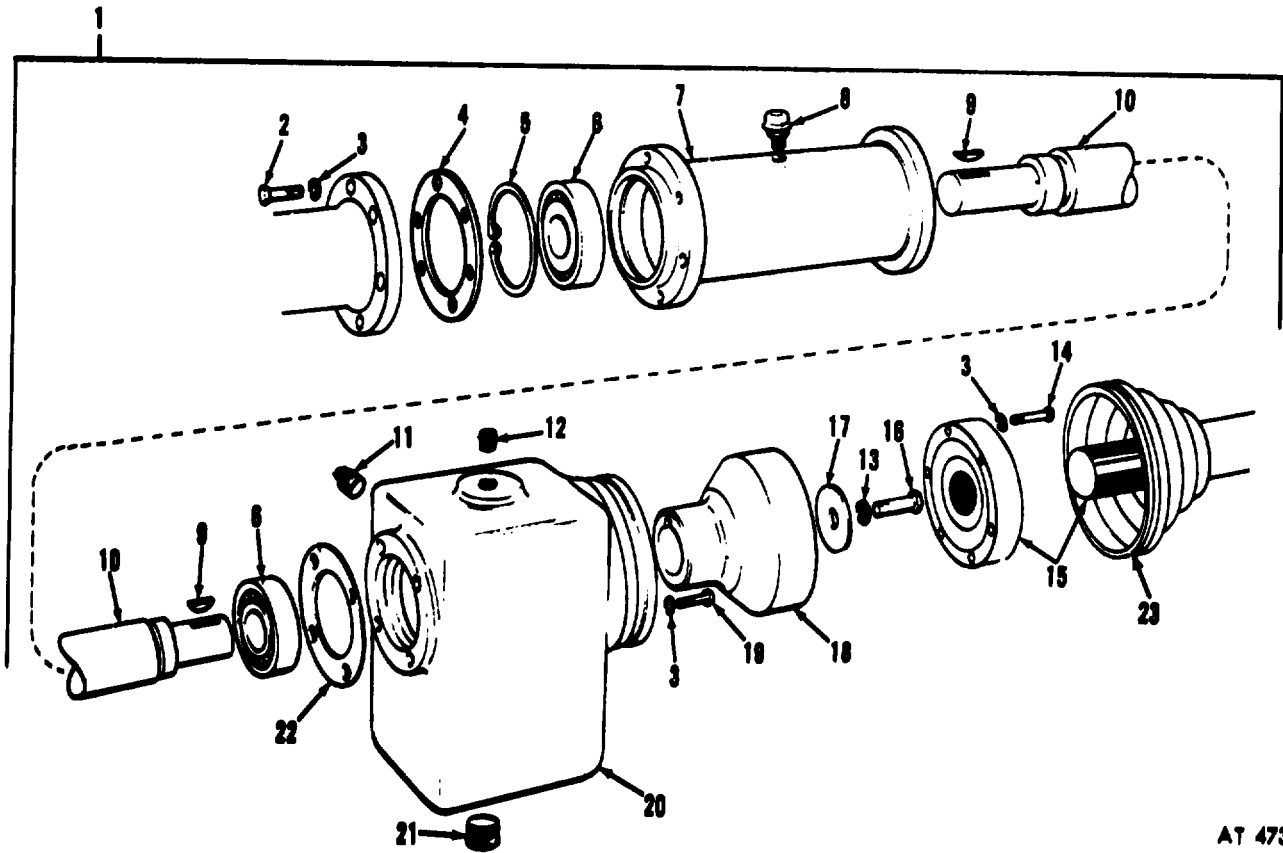
Figure 265. Valve bank assembly, crane.





AT 47359

Figure 267. Bevel gearcase assembly.



AT 47360

Figure 268. Drive assembly,


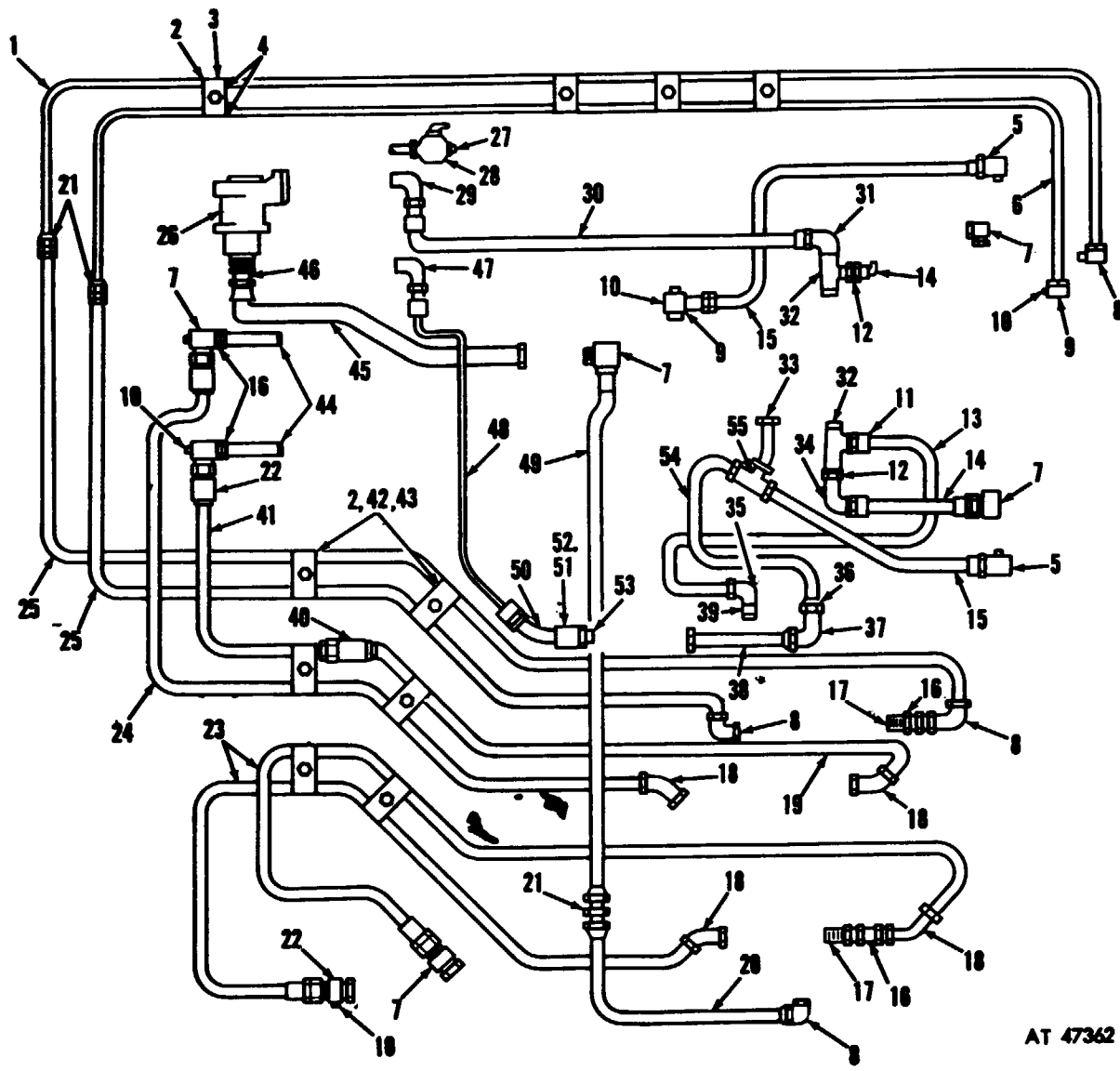


Figure 269. Boom roller assembly.



AT 47362

Figure 270. Hydraulic tubing (MS43).






Figure 271. Power divider assembly (1 of 3).

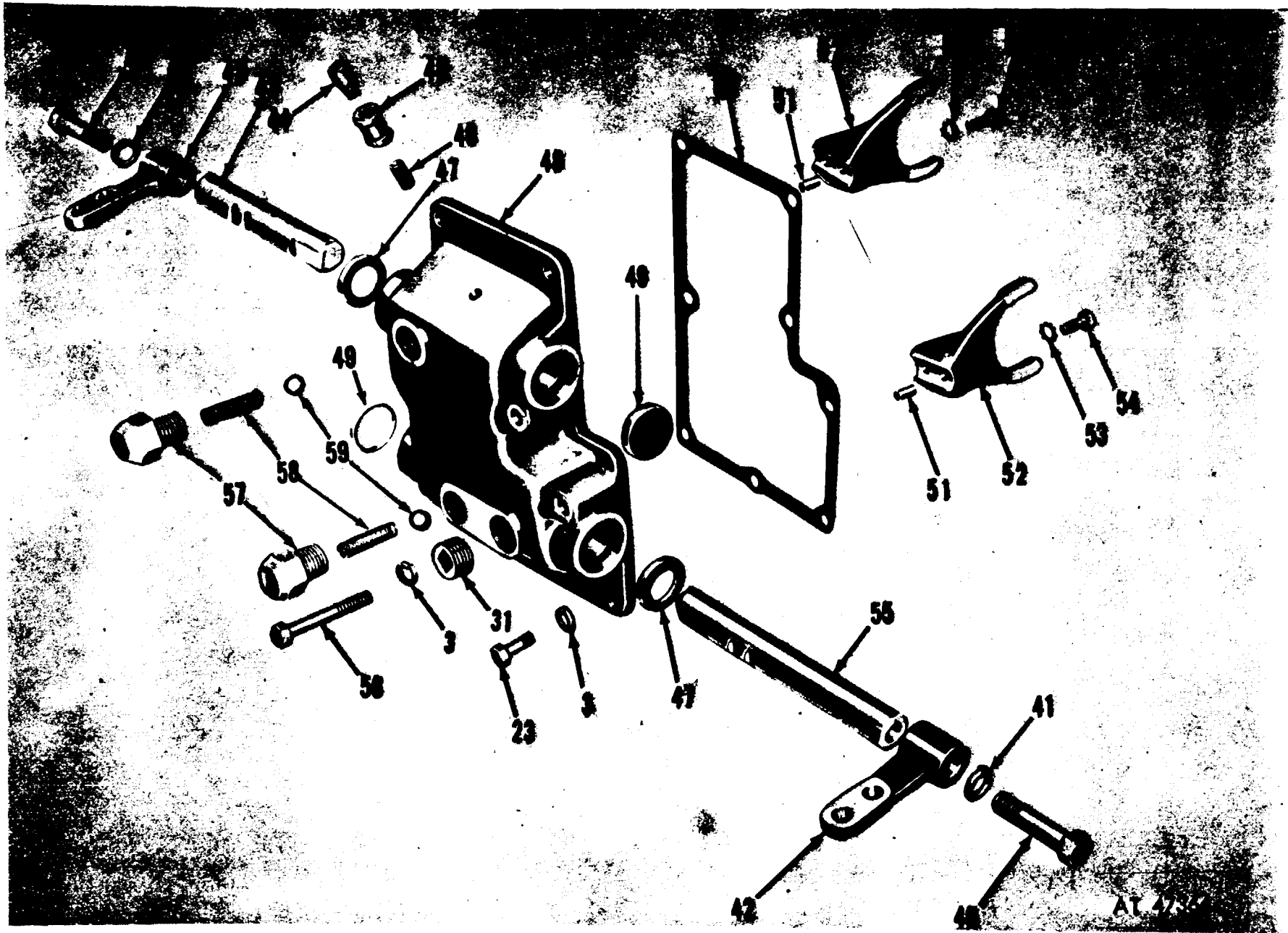


Figure 271. Power divider assembly (2 of 3).

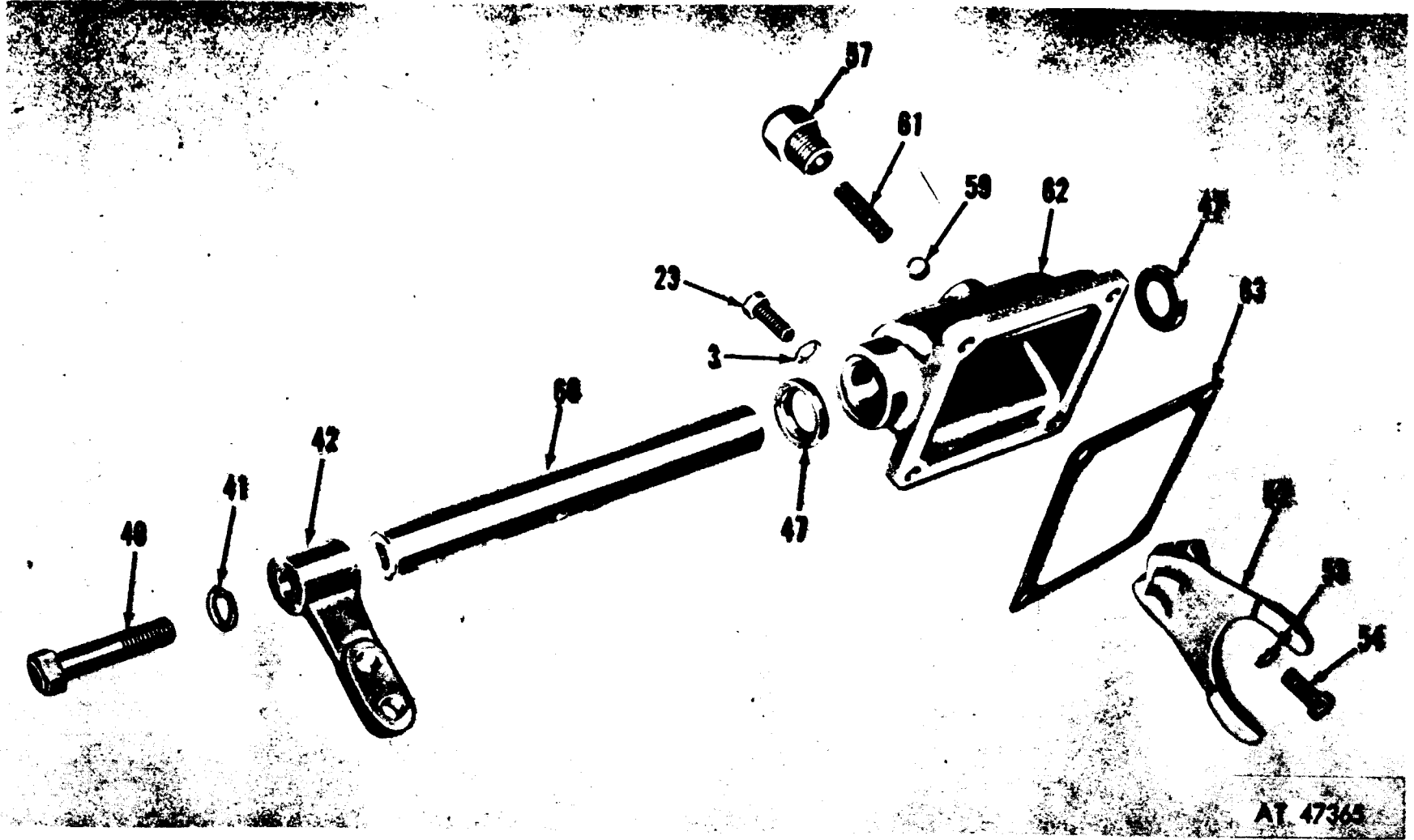
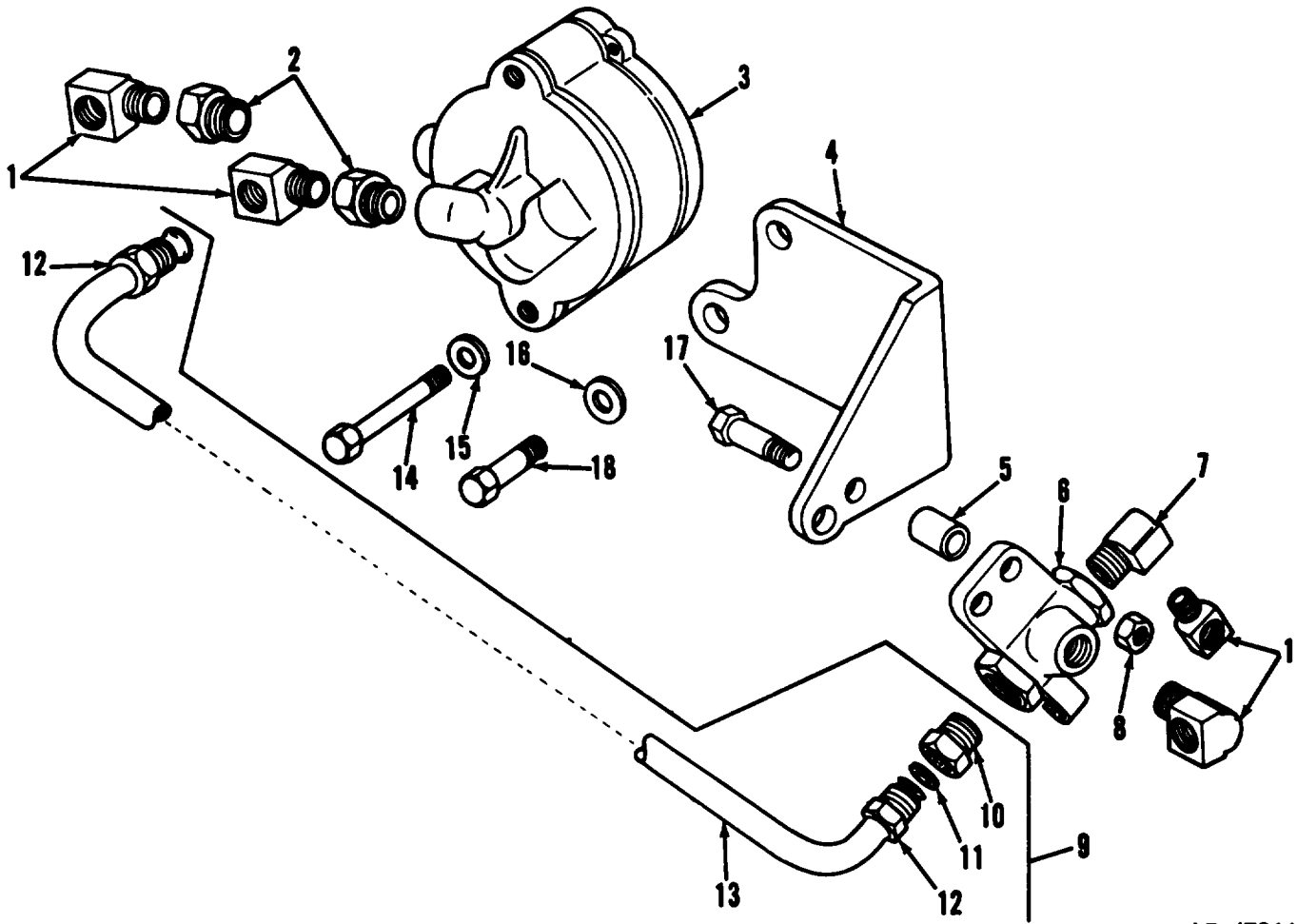


Figure 271. Power divider assembly (3 of 3).



AT 47366

Figure 272. Power divider winch governor and related parts.

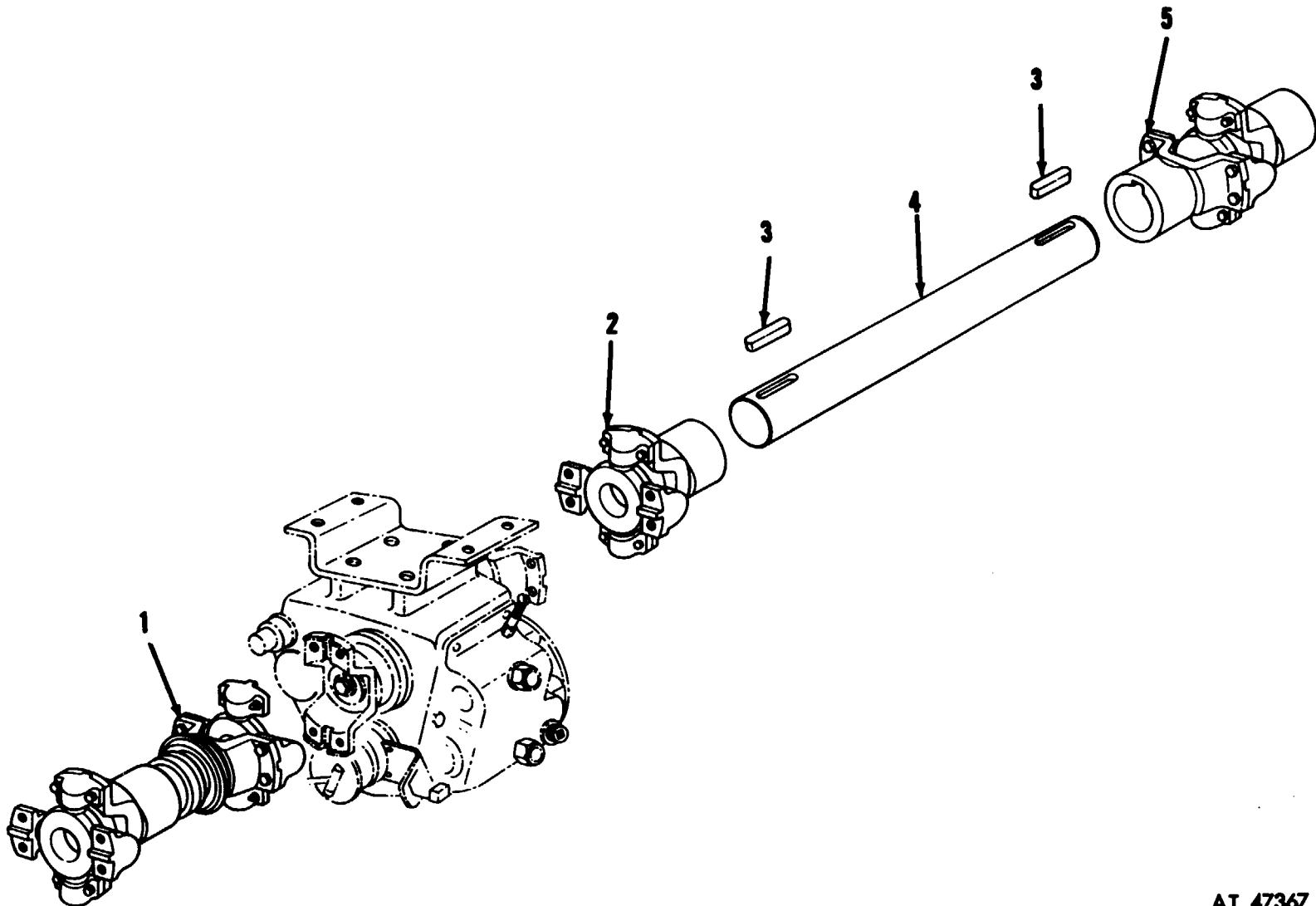


Figure 273. Power divider shafts.

AT 47367





Figure 274. Transmission power takeoff assembly (1 of 3).



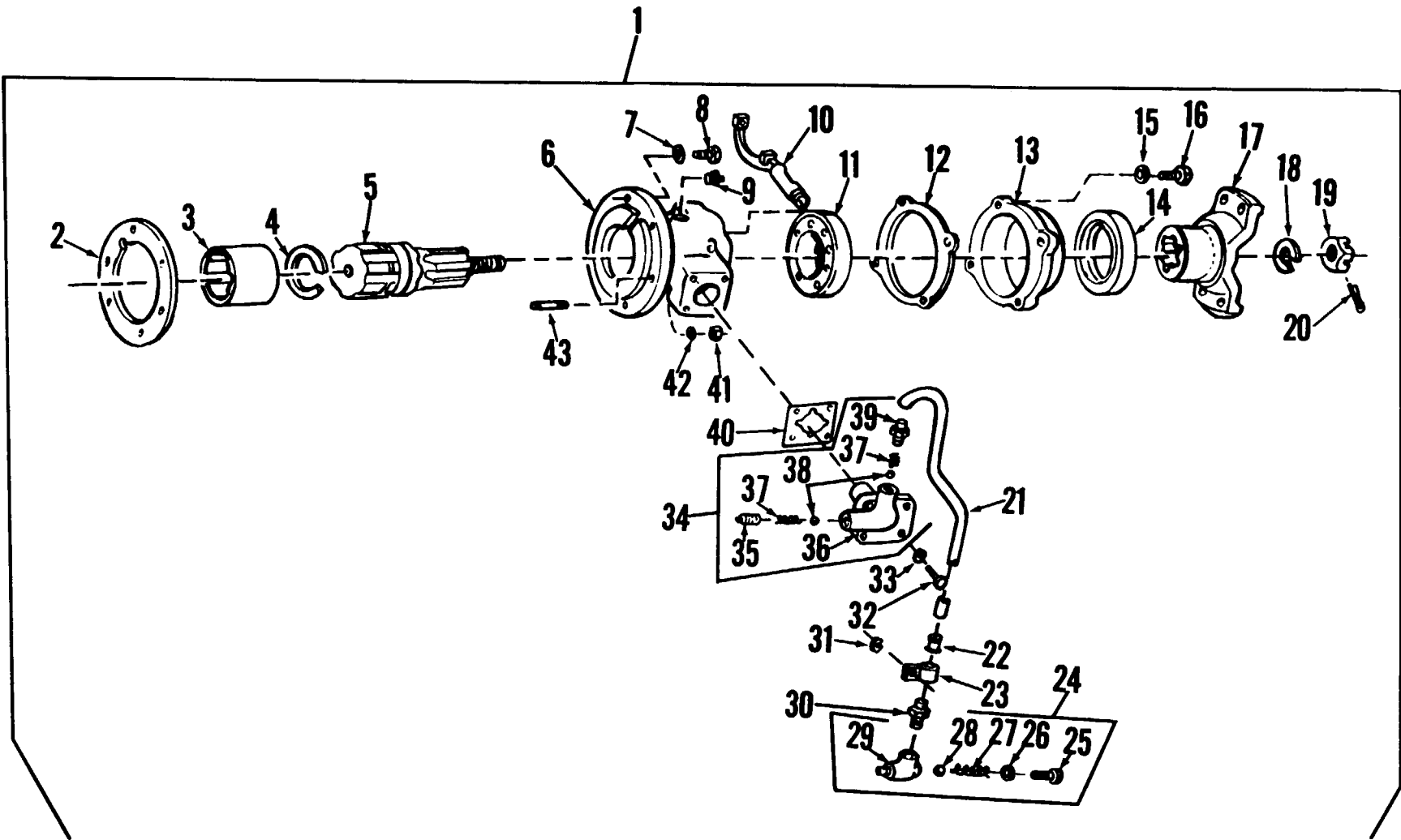
AT 47369

Figure 274. Transmission power takeoff assembly (2 of 3).



Figure 274. Transmission power takeoff assembly (3 of 3).





AT 47371

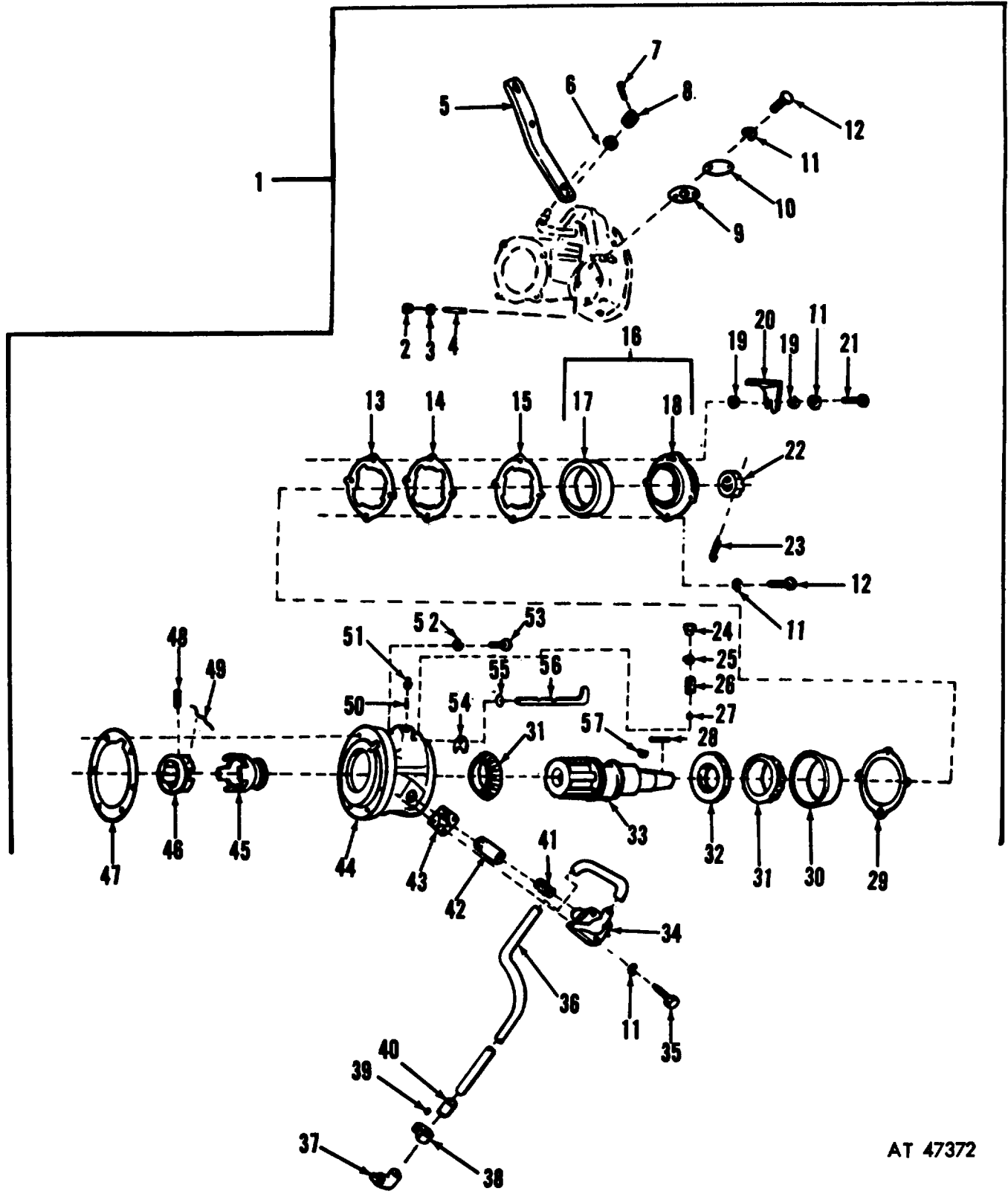


Figure 276. Transfer pourer takeoff.

AT 47372

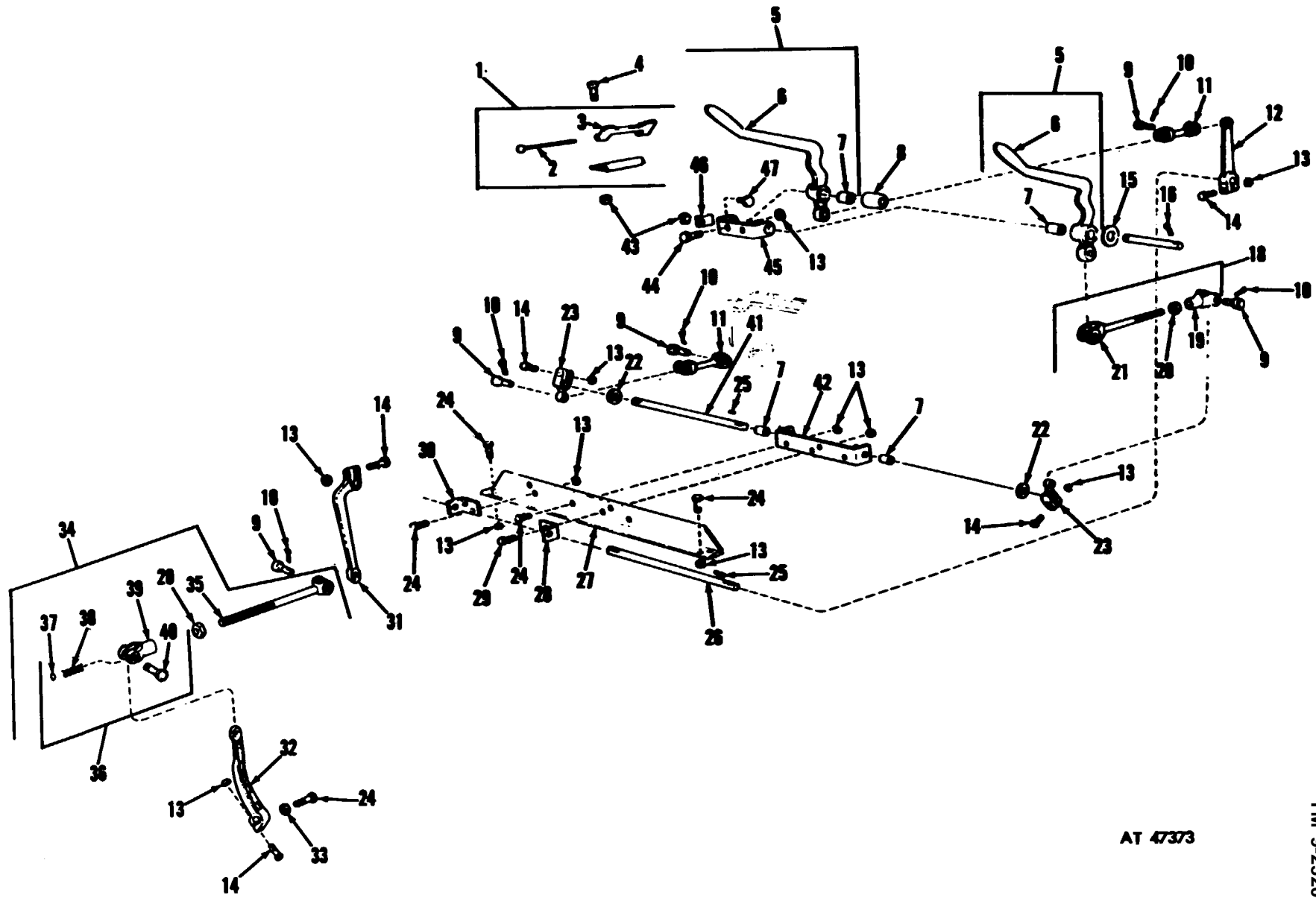
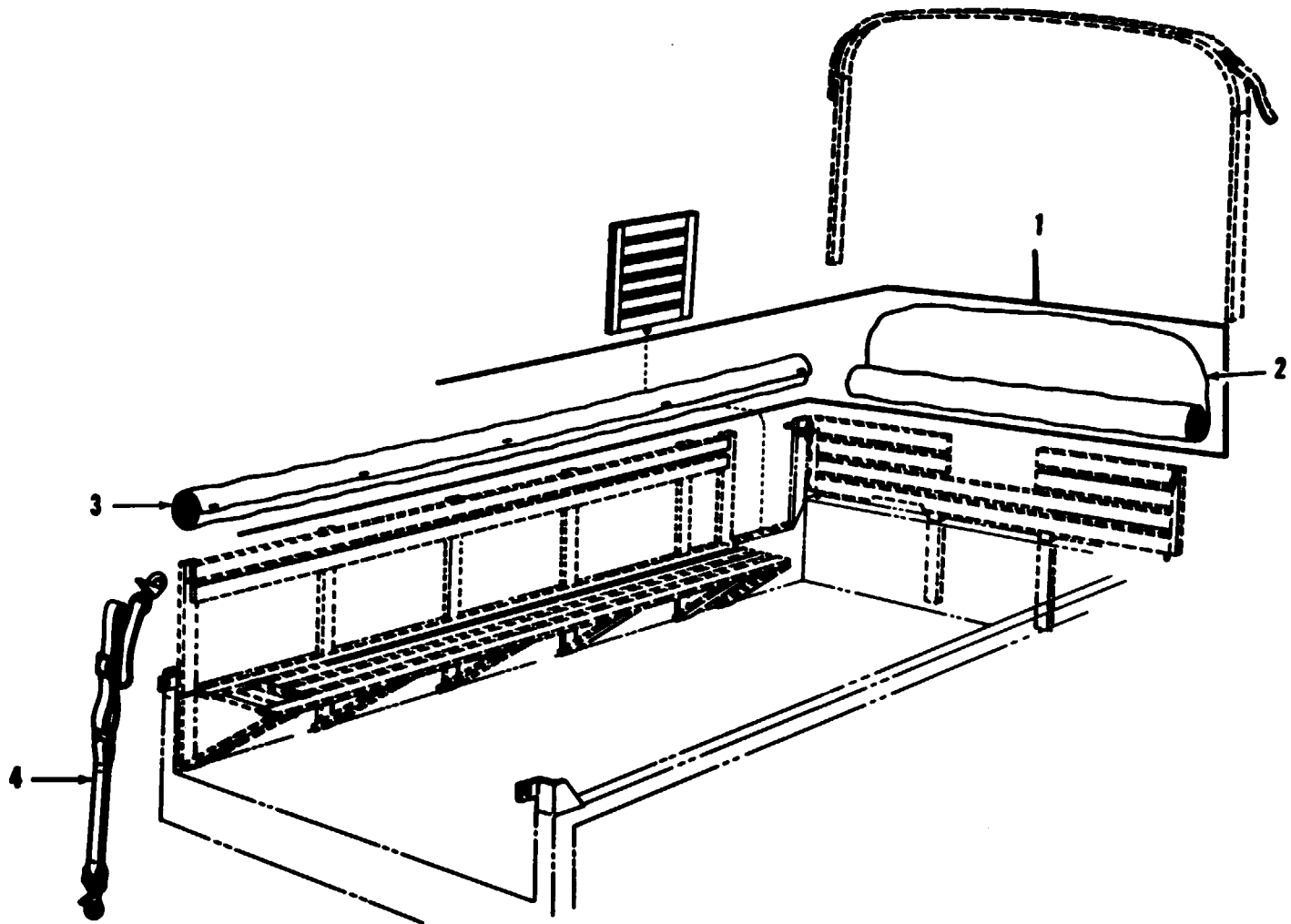


Figure 277. Power takeoff controls.

AT 47373



AT 47374

Figure 278. Cargo curtain and panel.


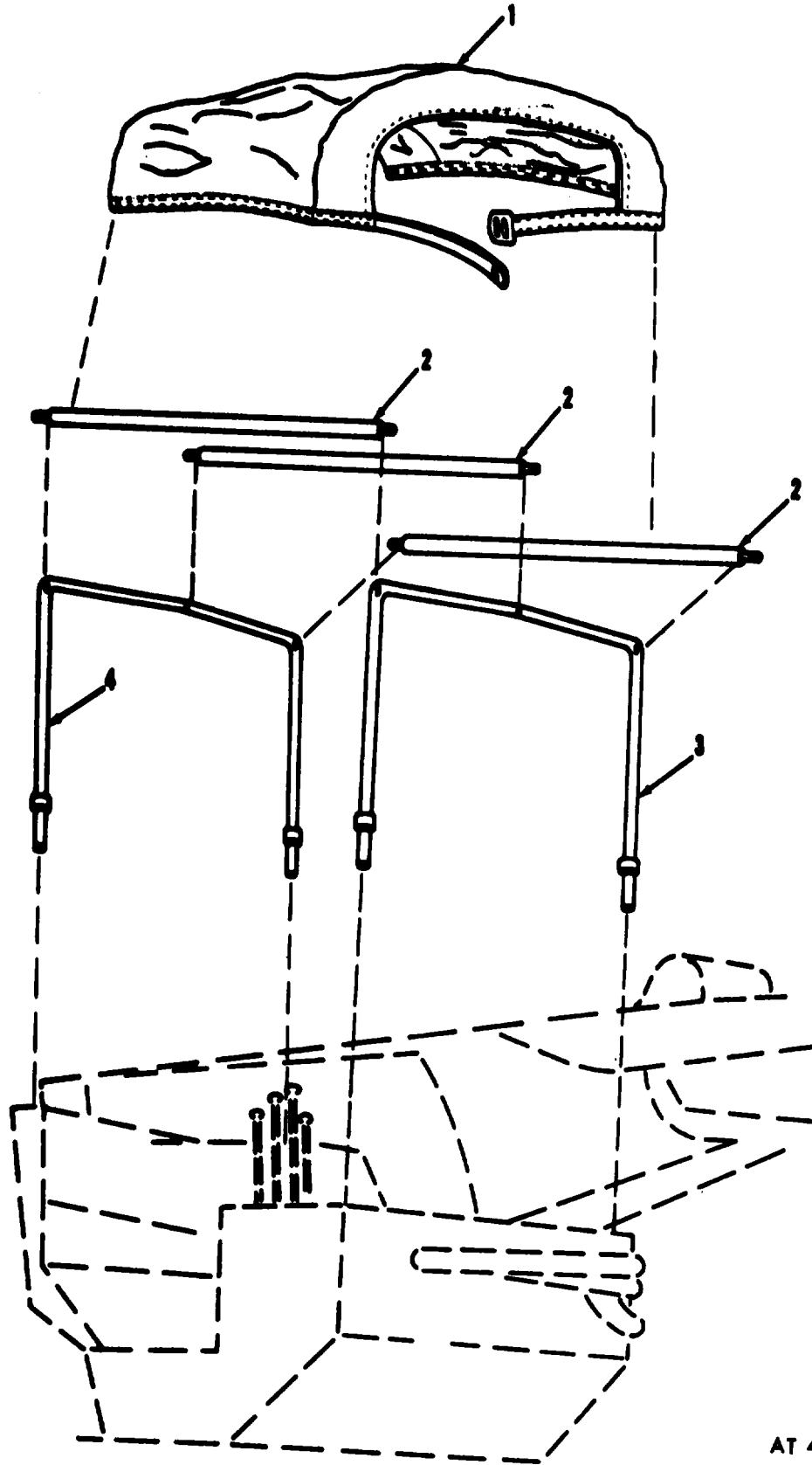
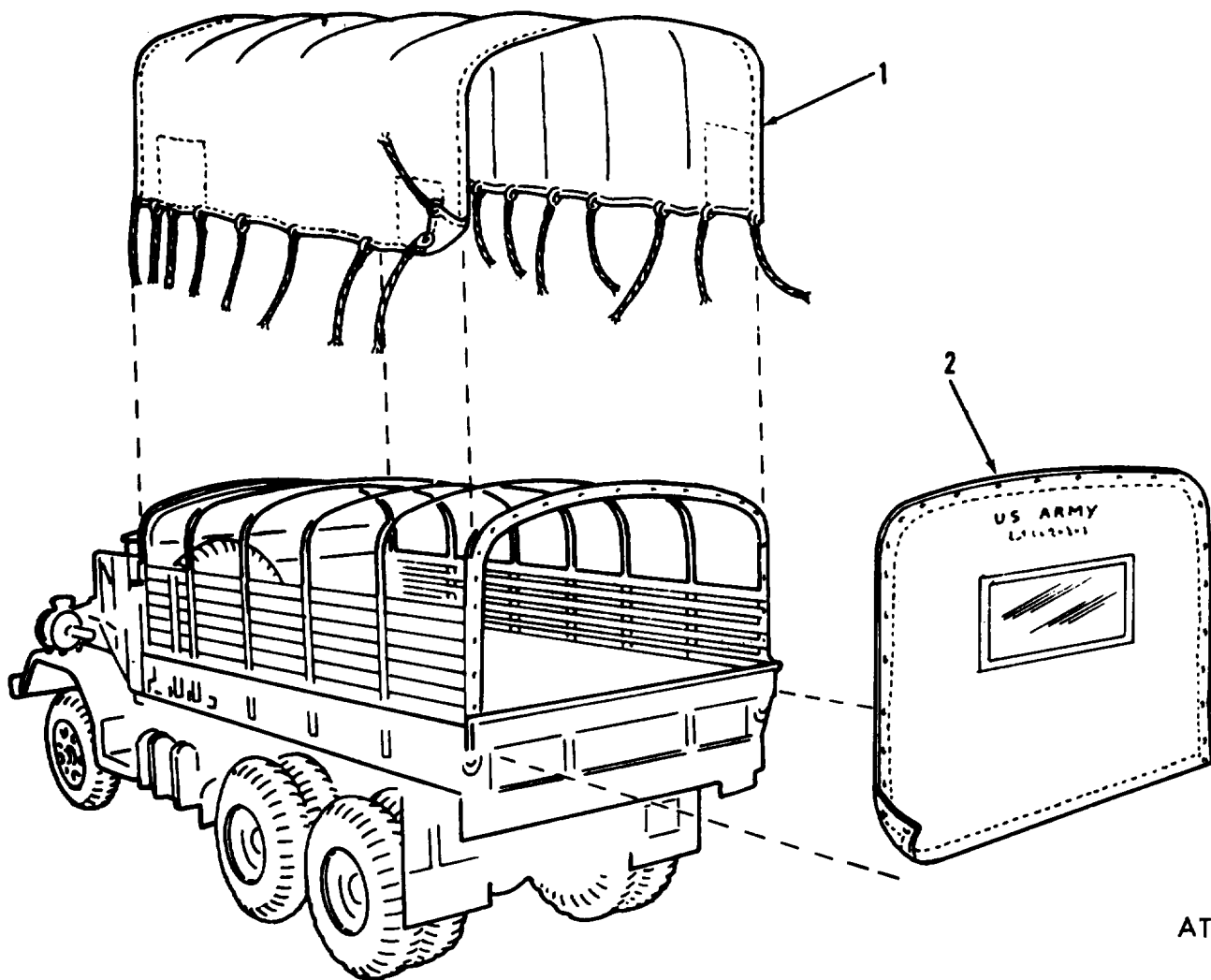


Figure 279. Cab top assembly.



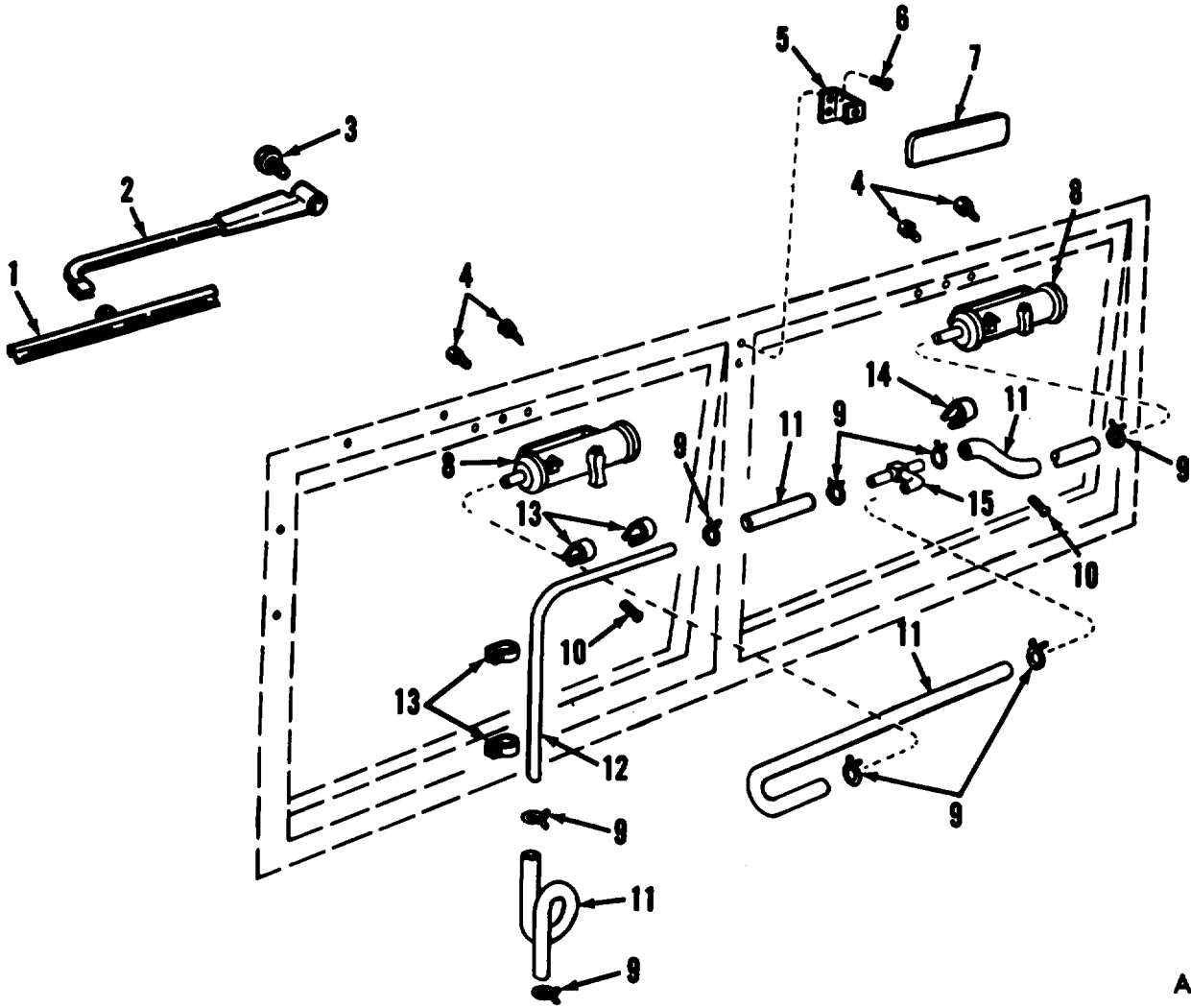
AT 47376

Figure 280. Gondola frame and top cover.



AT 47377

Figure 281. Tarpaulin cover and curtain rod.



AT 47378

Figure 282. Windshield wiper and rear view mirror and related parts.



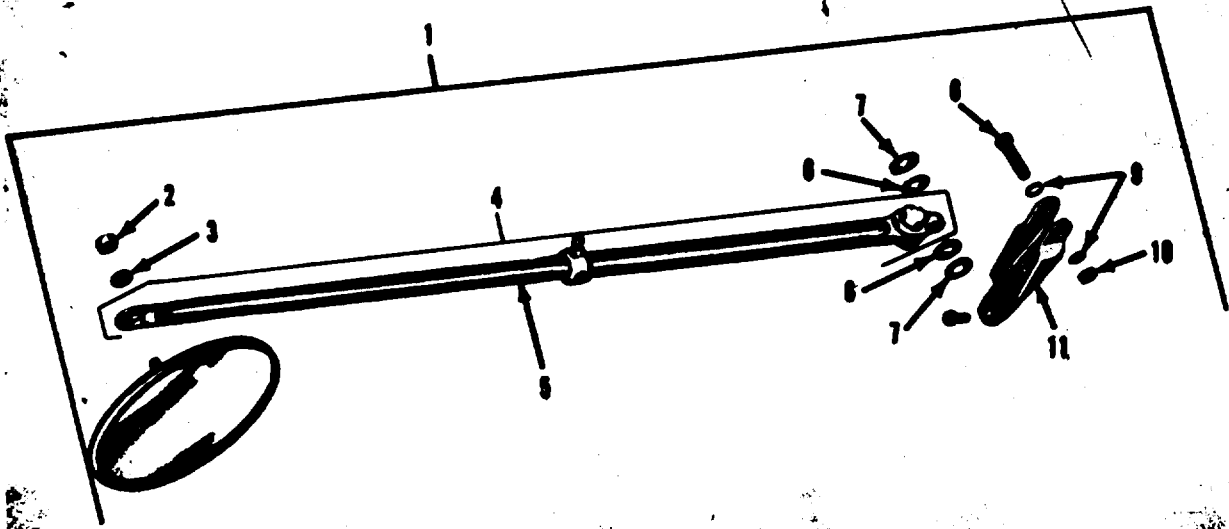
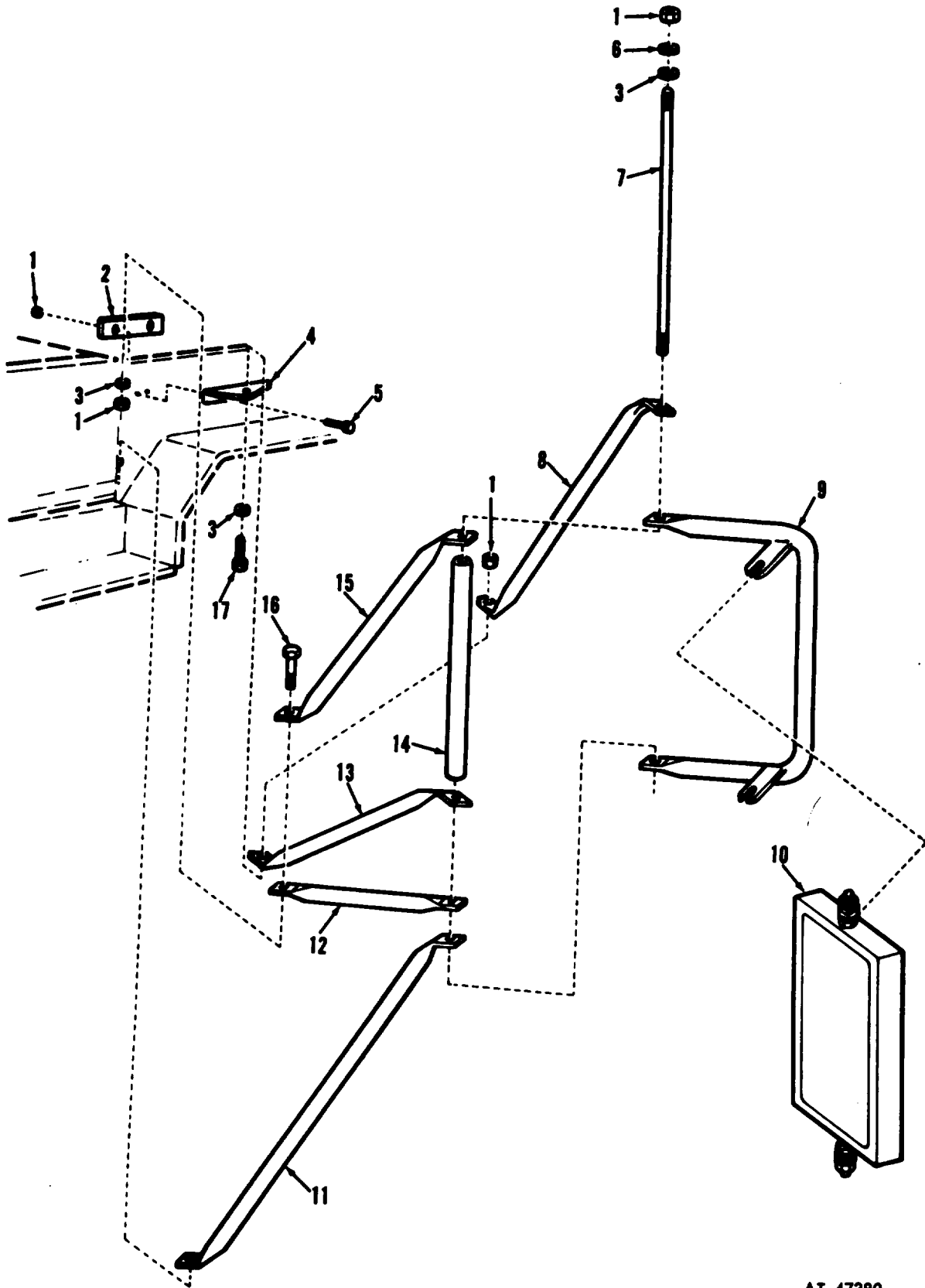
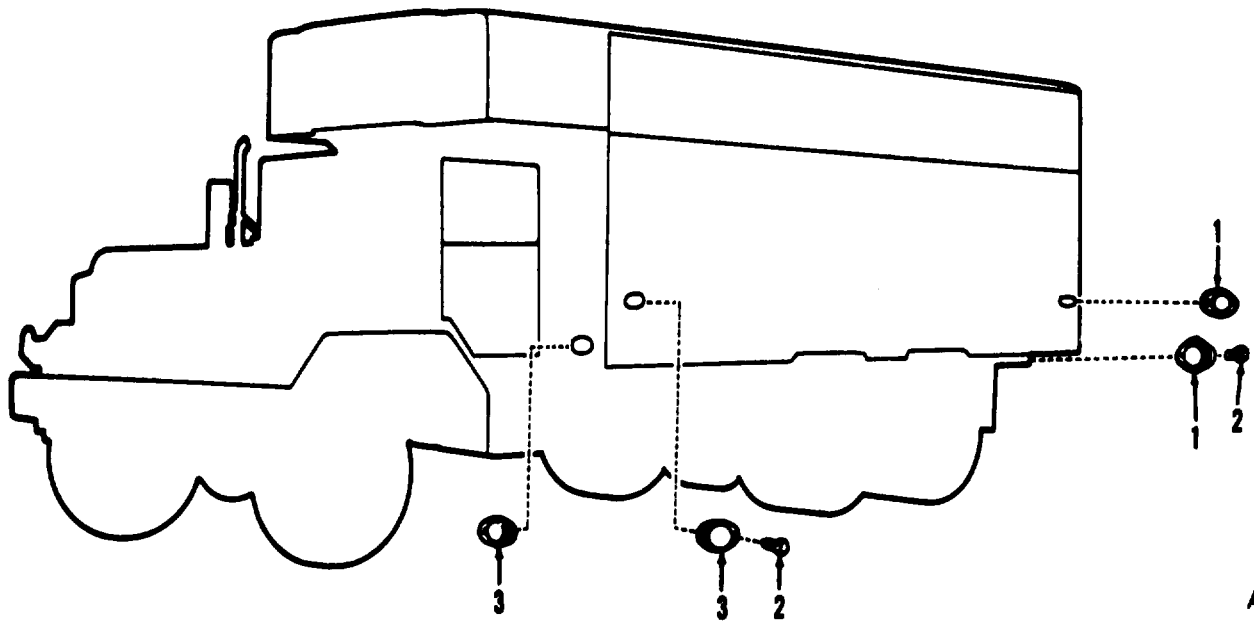


Figure 283. Right and left mirror assembly.



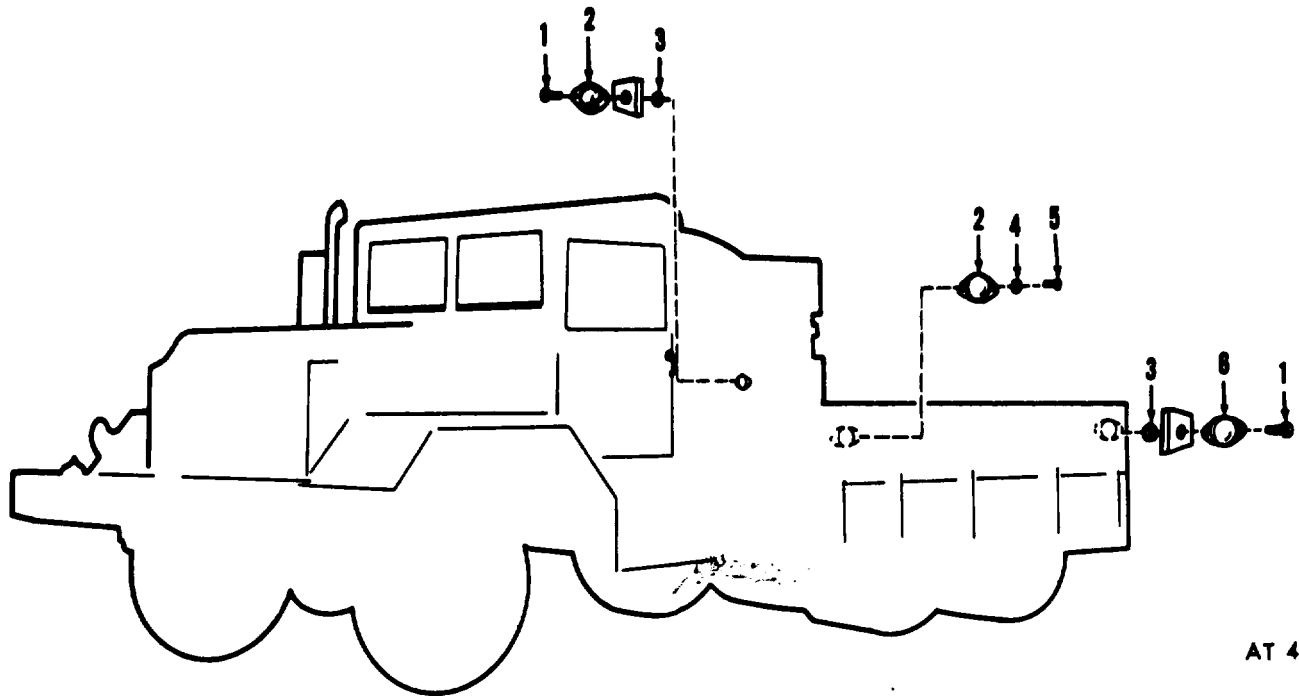
AT 47380

Figure 284. Right and left mirror assembly.



AT 47381

Figure 285. Van body reflector assembly.



AT 47382

Figure 286. Dropside cargo truck reflector assembly.

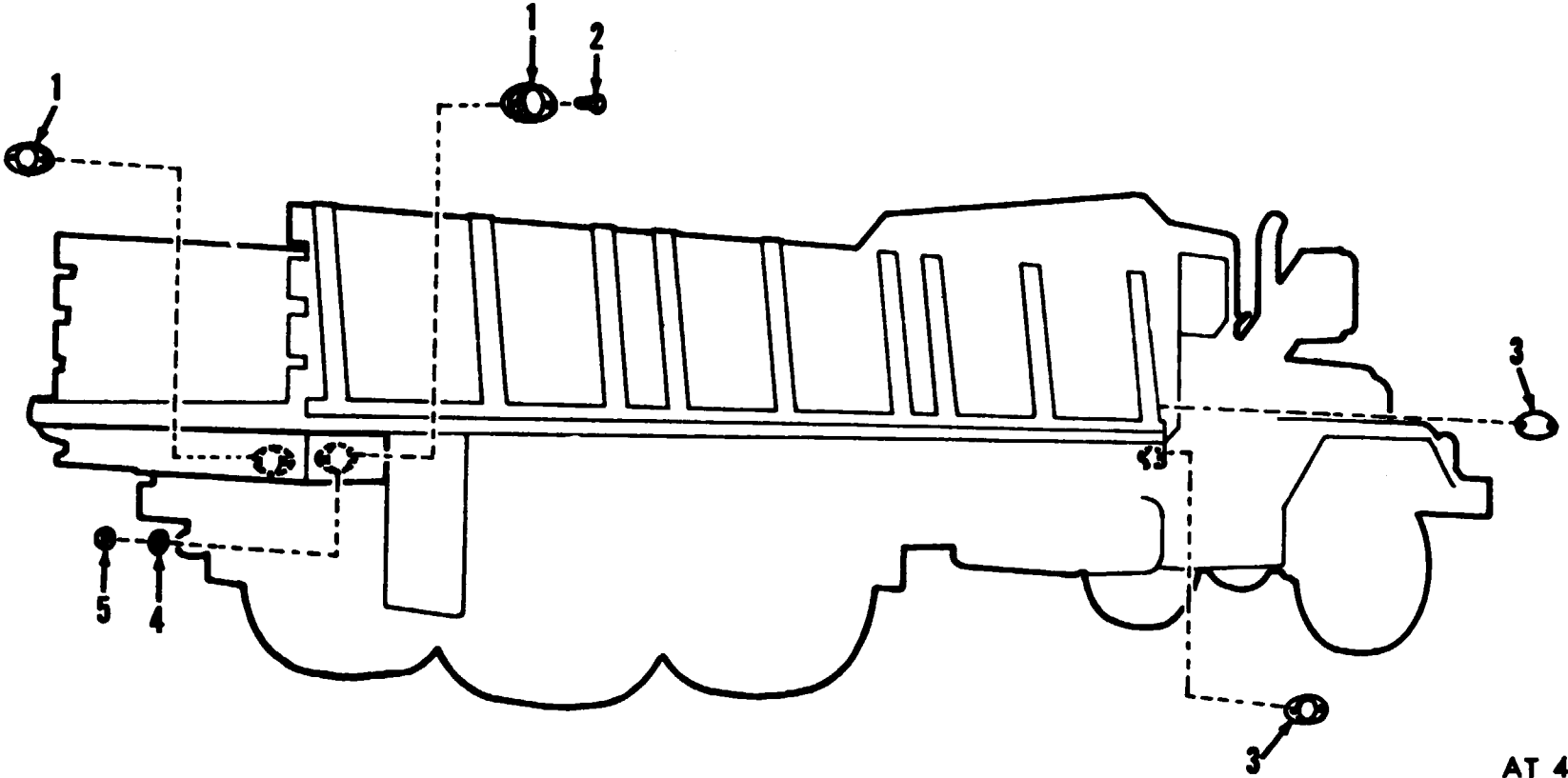
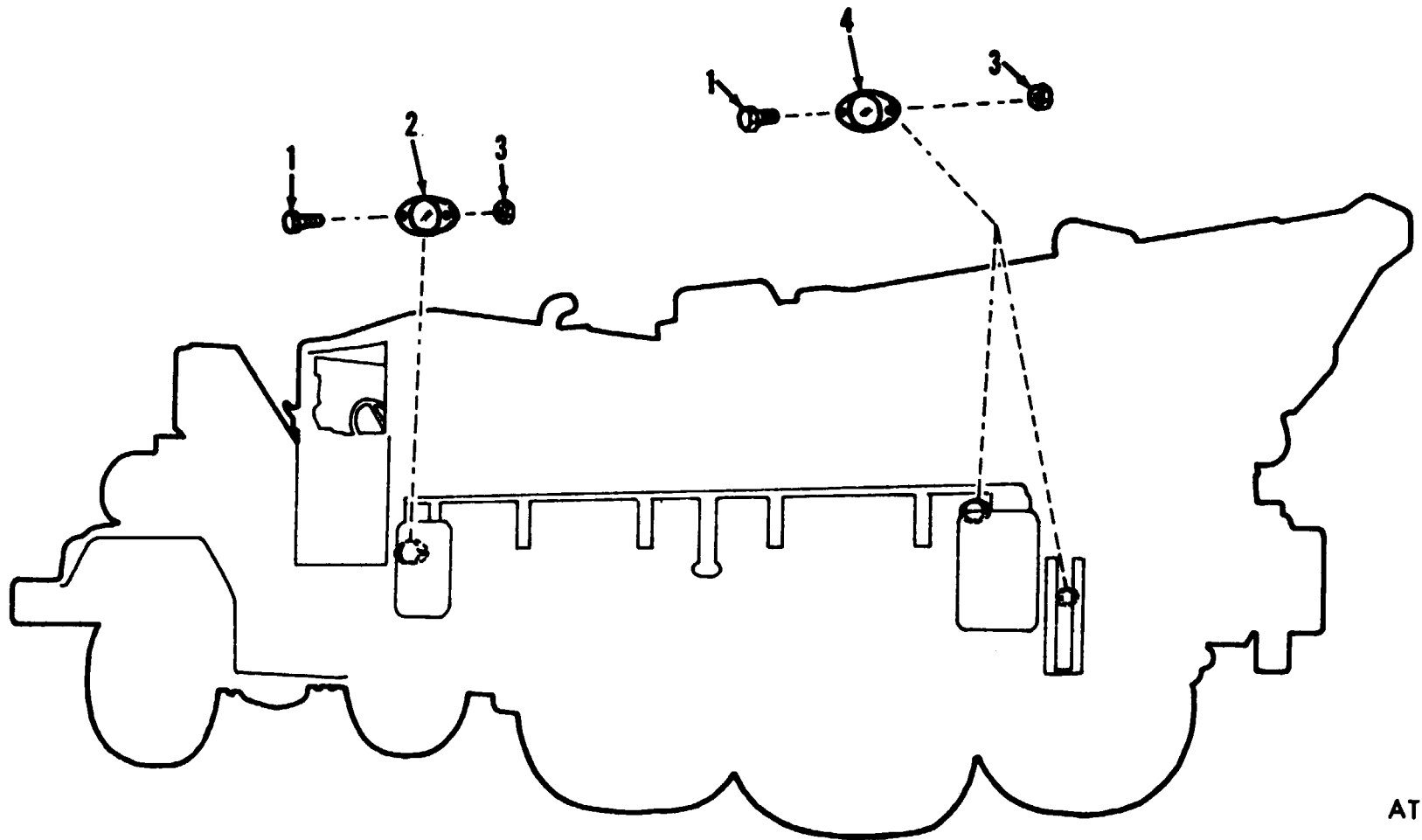


Figure 287. Bridgetruck reflector assembly.

AT 47383



AT 47384

Figure 288. Wrecker reflector assembly.

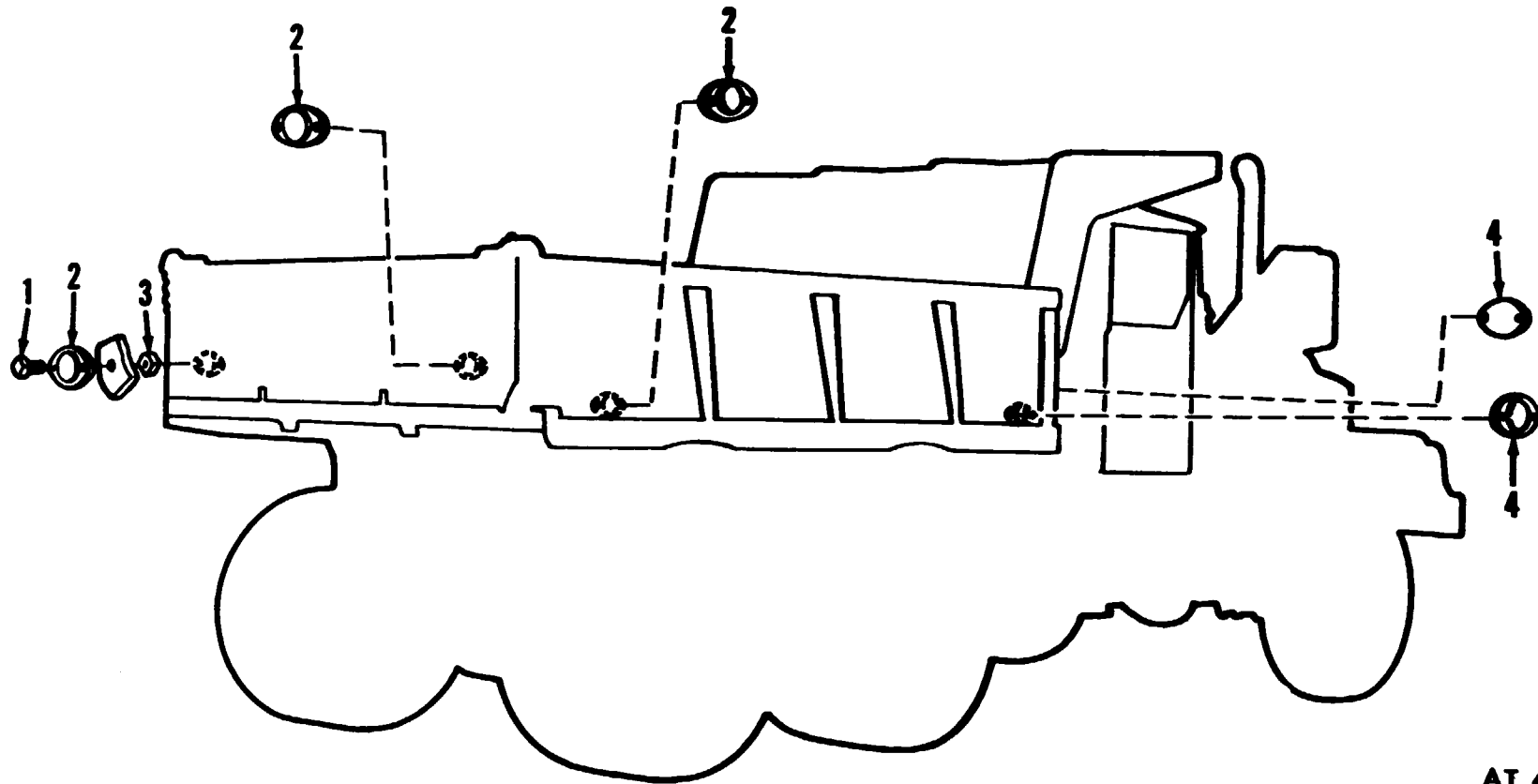
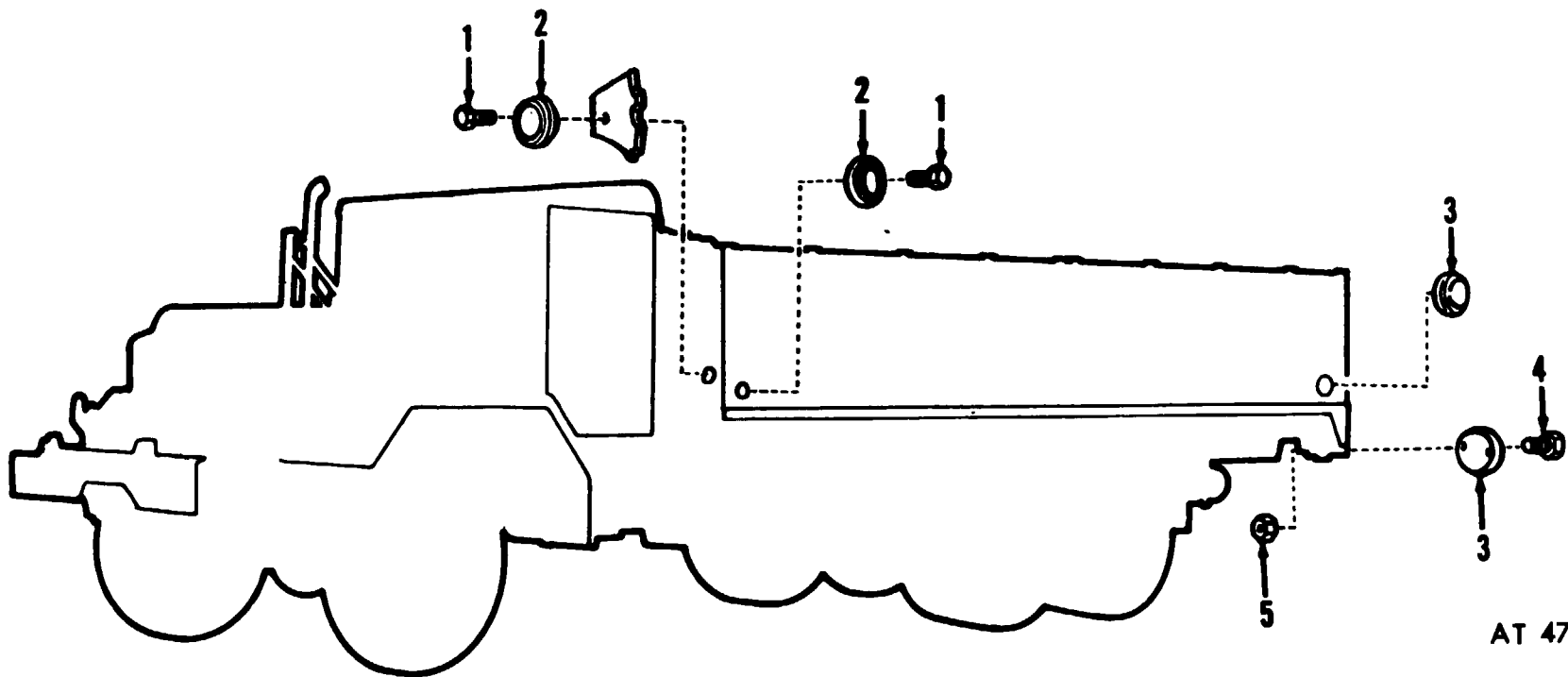


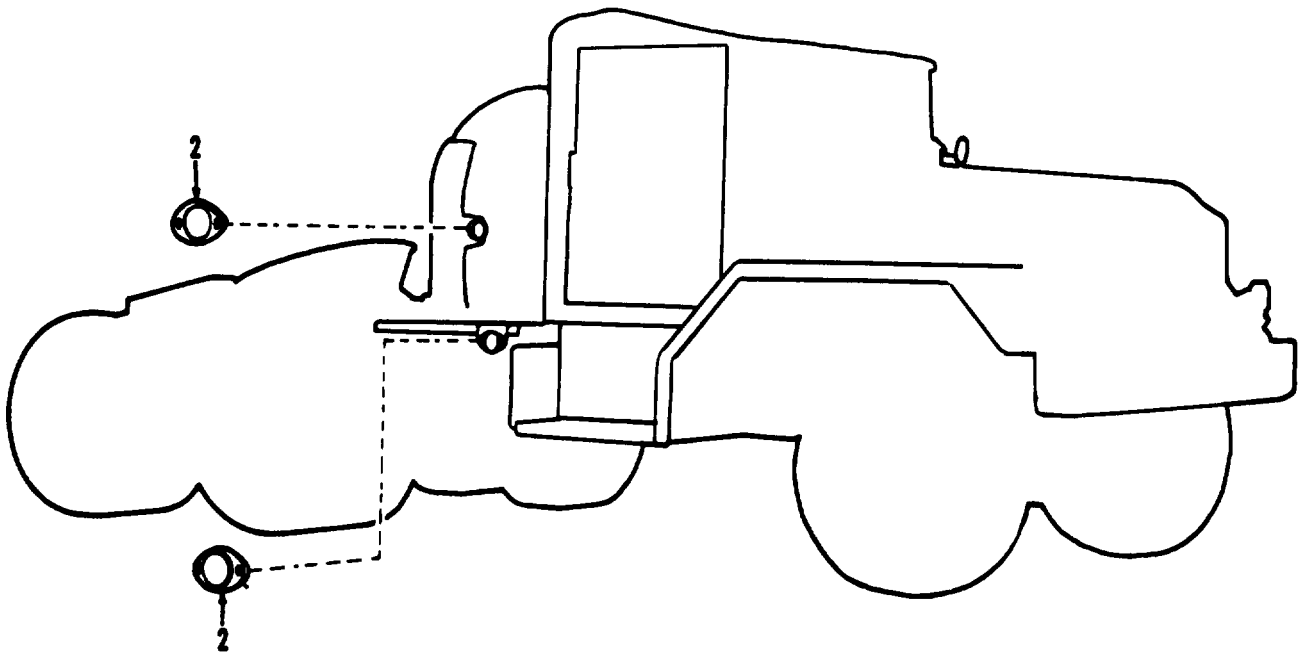
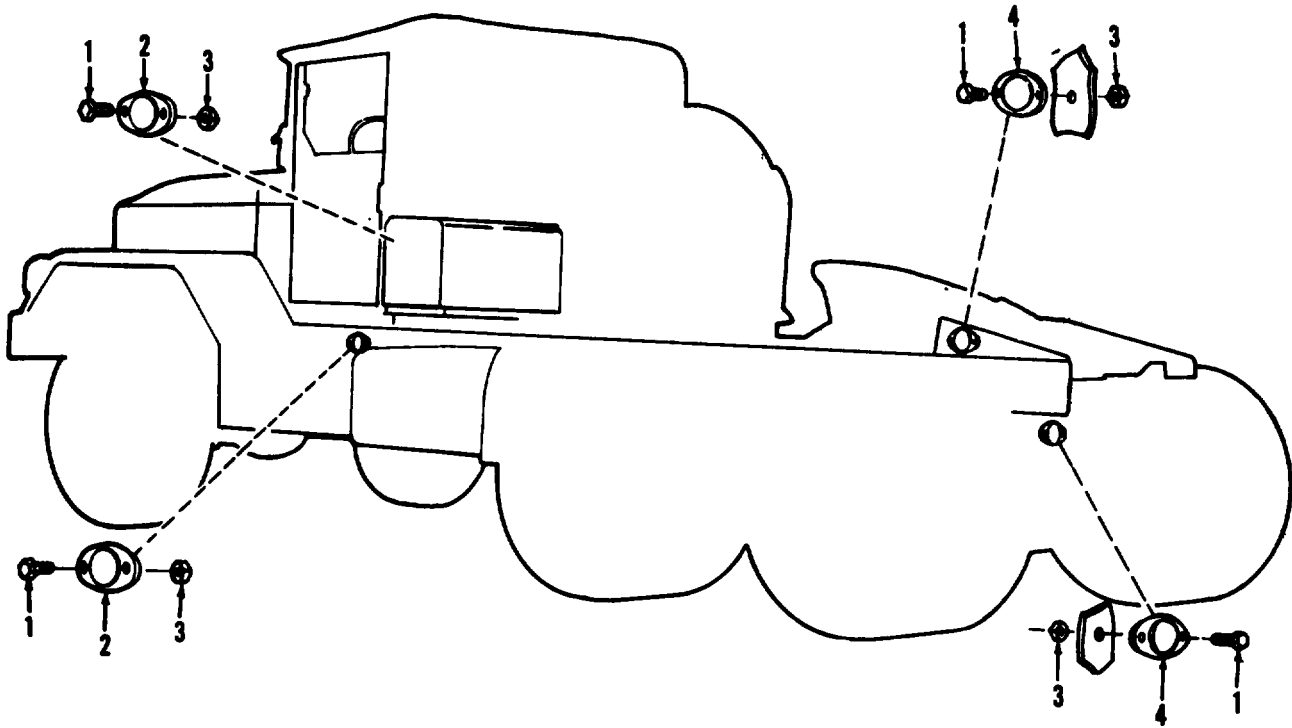
Figure 289. Dump truck reflector assembly.

AT 47385



AT 47386

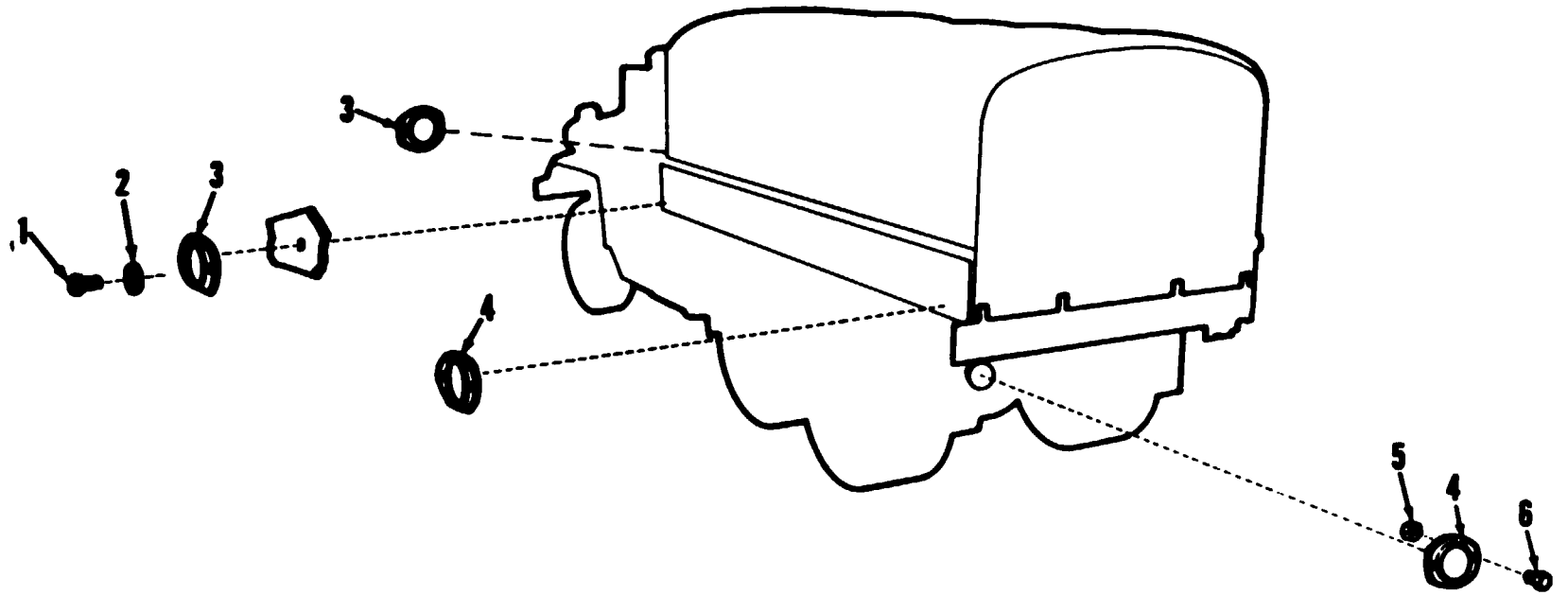
Figure 290. Long cargo body truck reflector assembly.



AT 47387

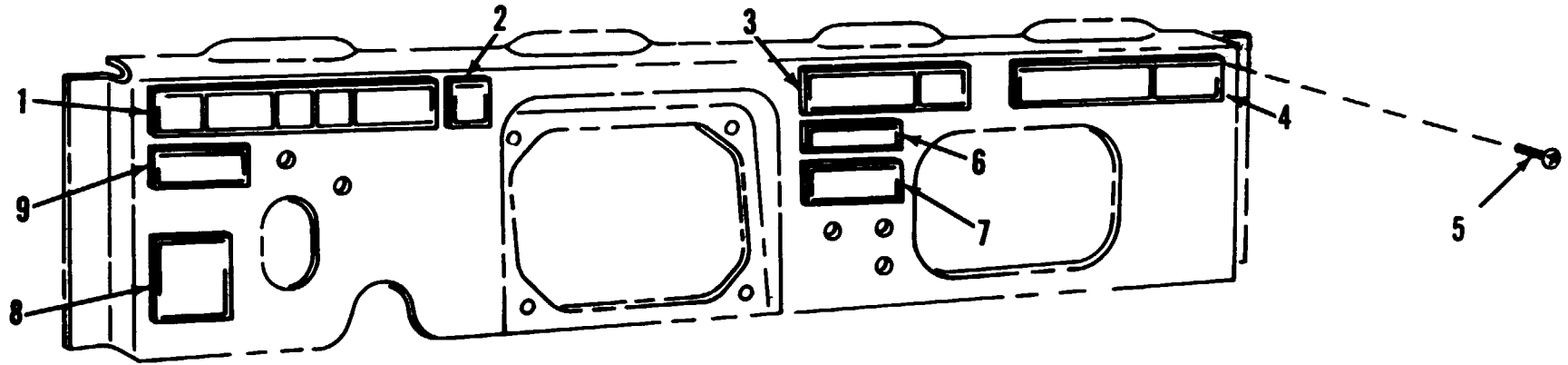
Figure 291. Tractor reflector assembly.





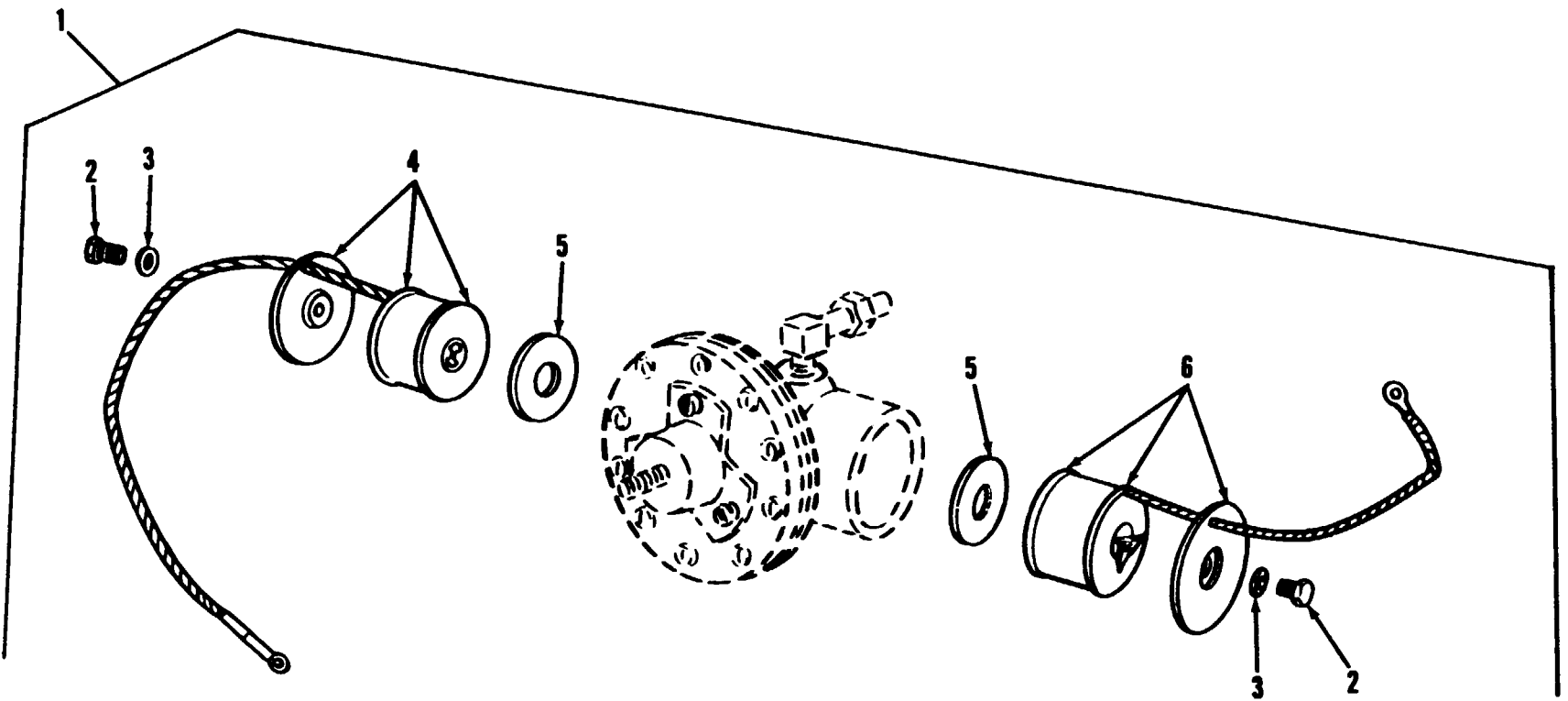
AT 47388

Figure 292. Cargo body reflector assembly.



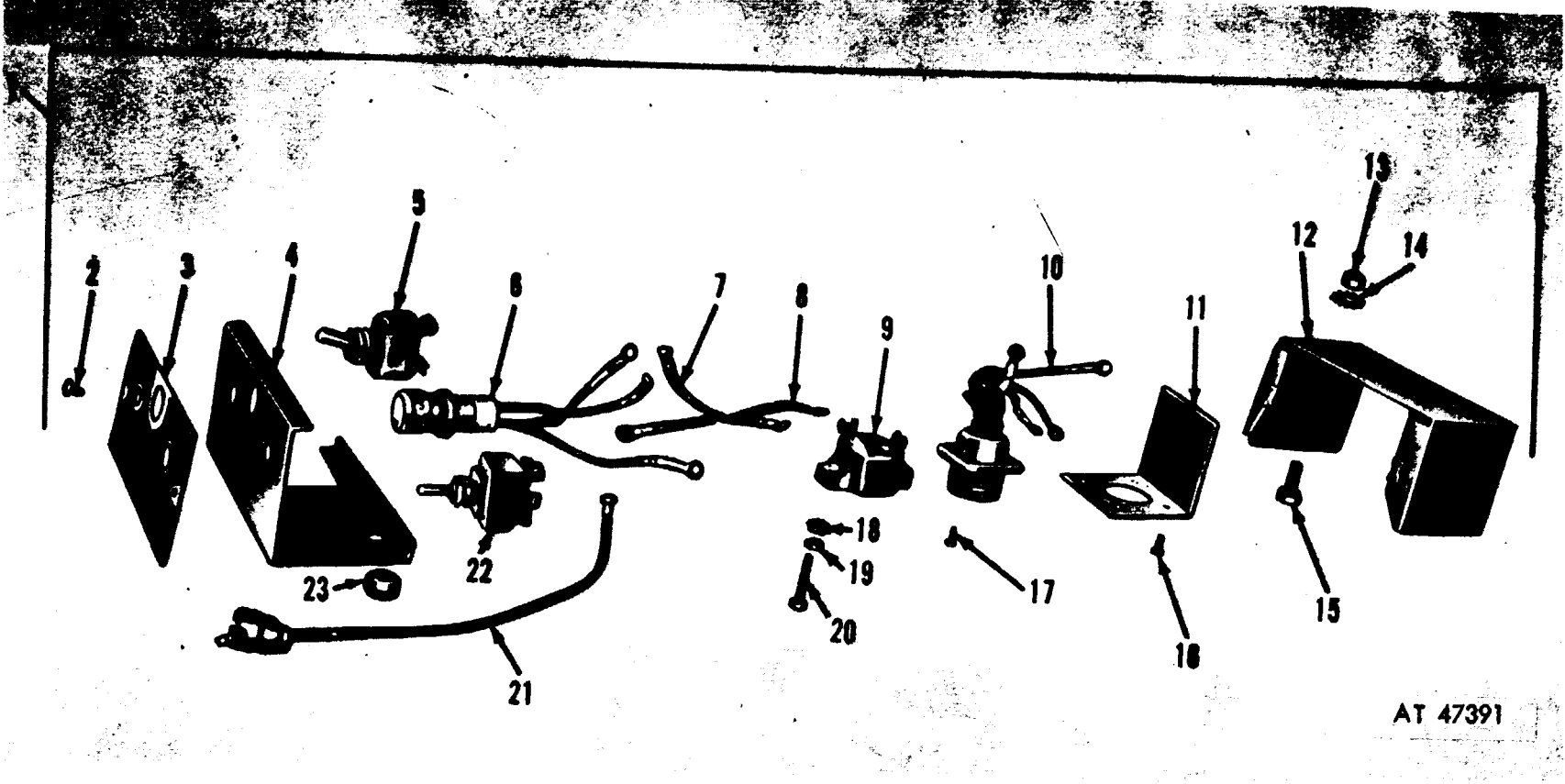
AT 47389

Figure 293. Identification and instruction plates.



AT 47390

Figure 294. Fuel control valve assembly.



AT 47391

Figure 295. Control box assembly.




Figure 296. Indicator control assembly.

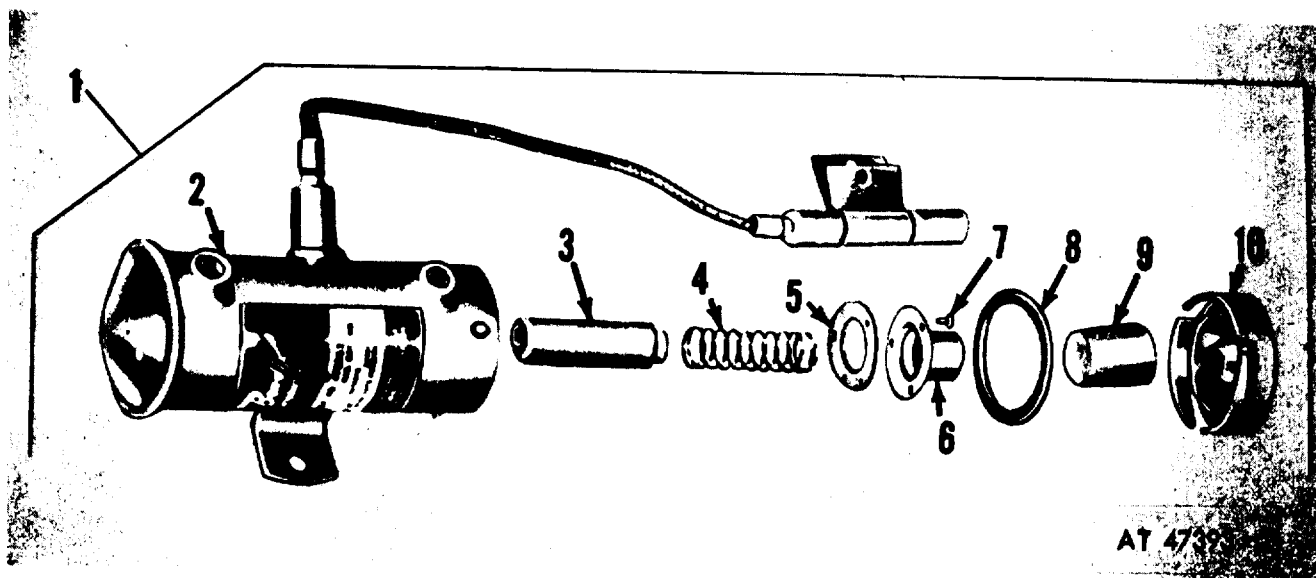


Figure 297. Fuel pump assembly.

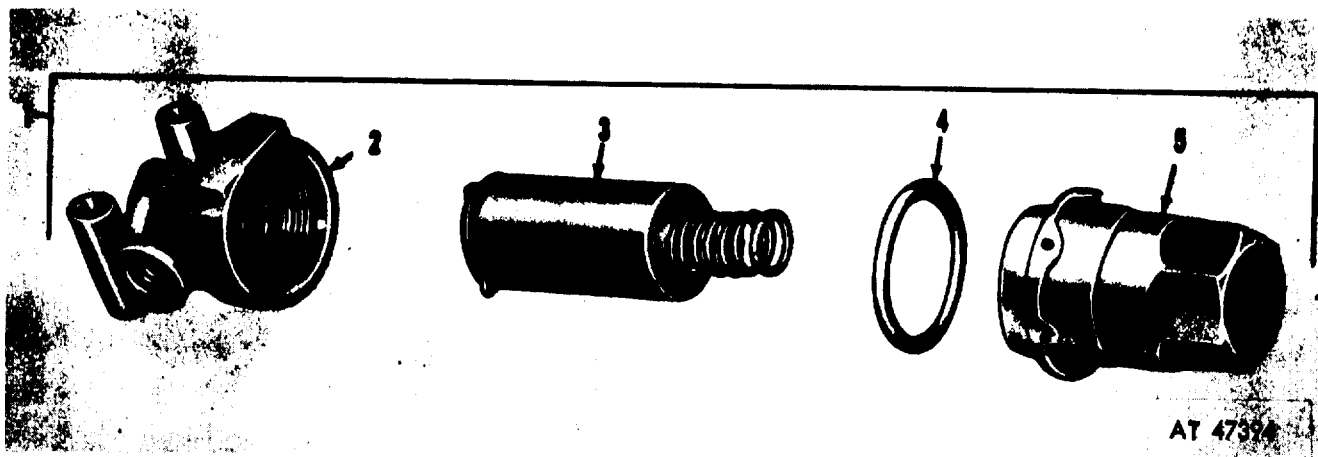


Figure 298. Fuel filter assembly.

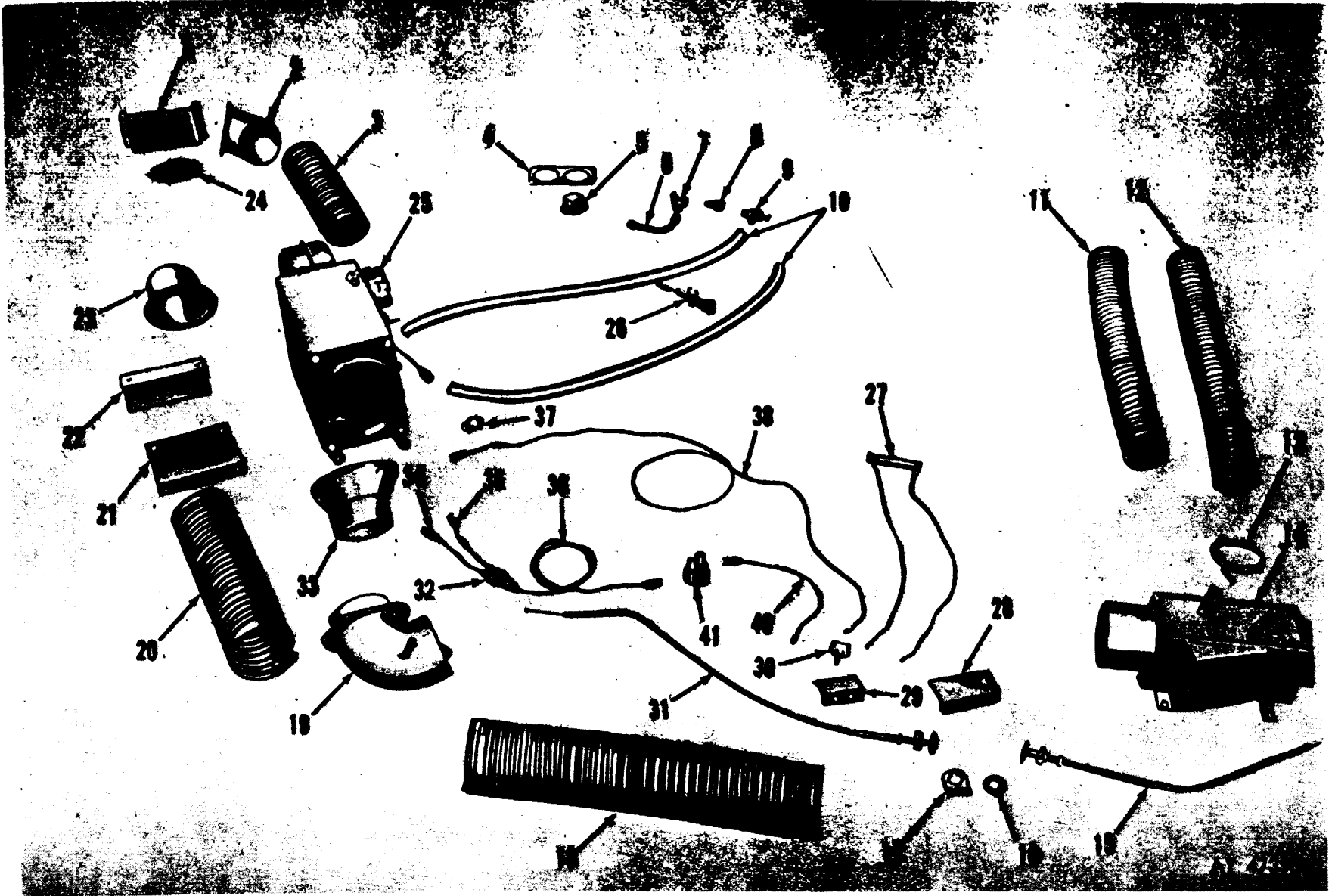


Figure 299. Personnel heater kit (hot water) gas models.




Figure 300. Battery box heater kit gas models.



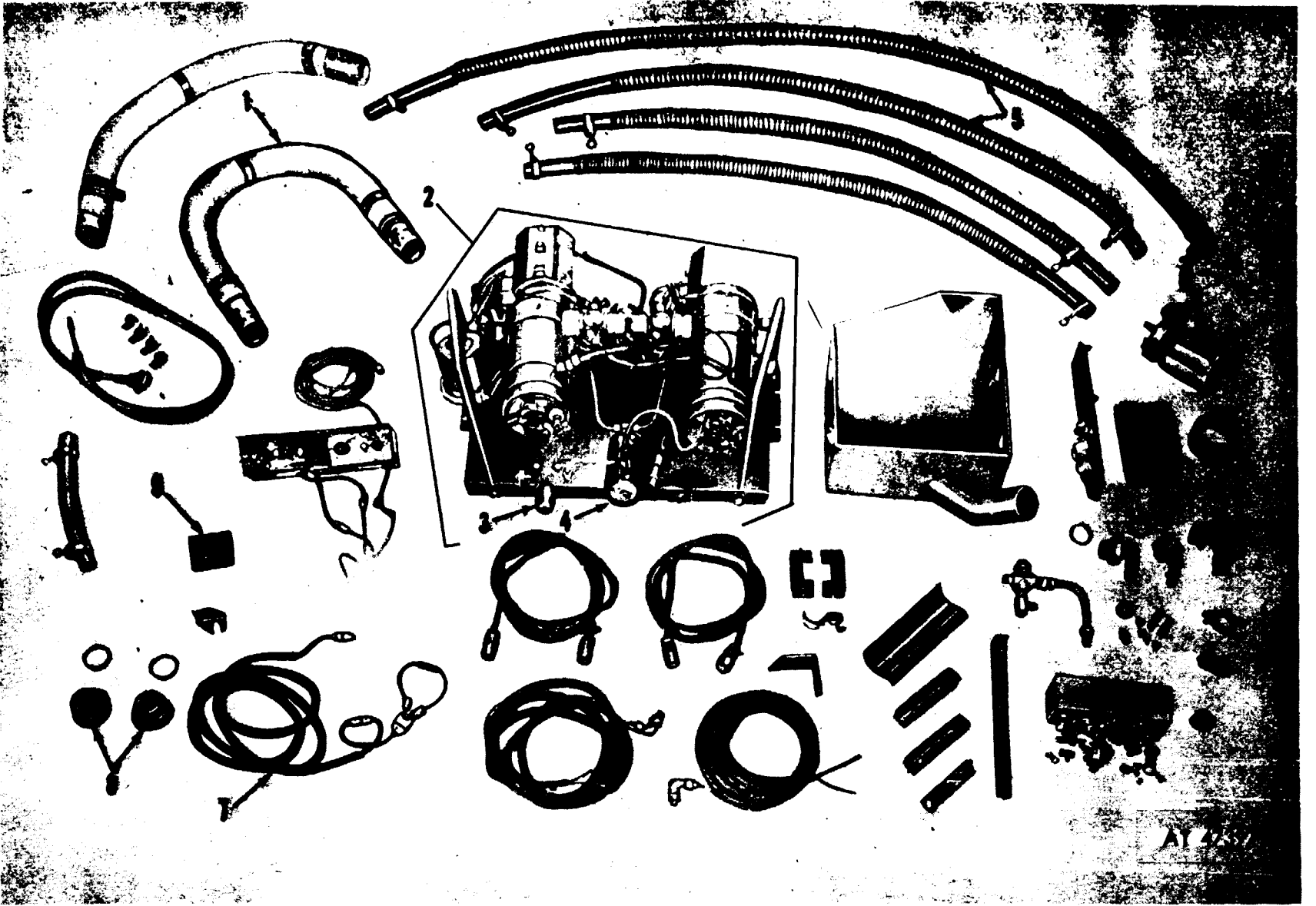


Figure 301. Powerplant heater components gas models.


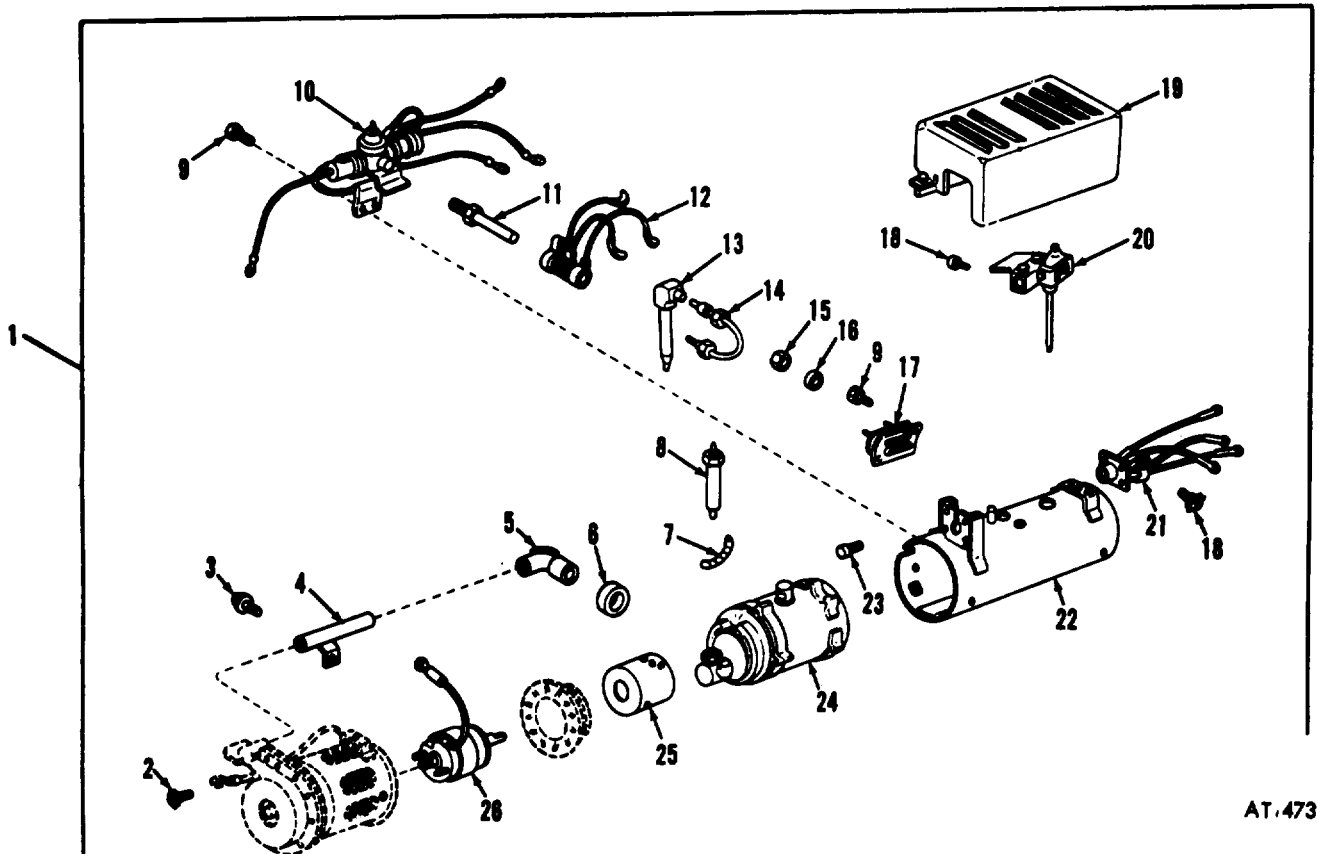
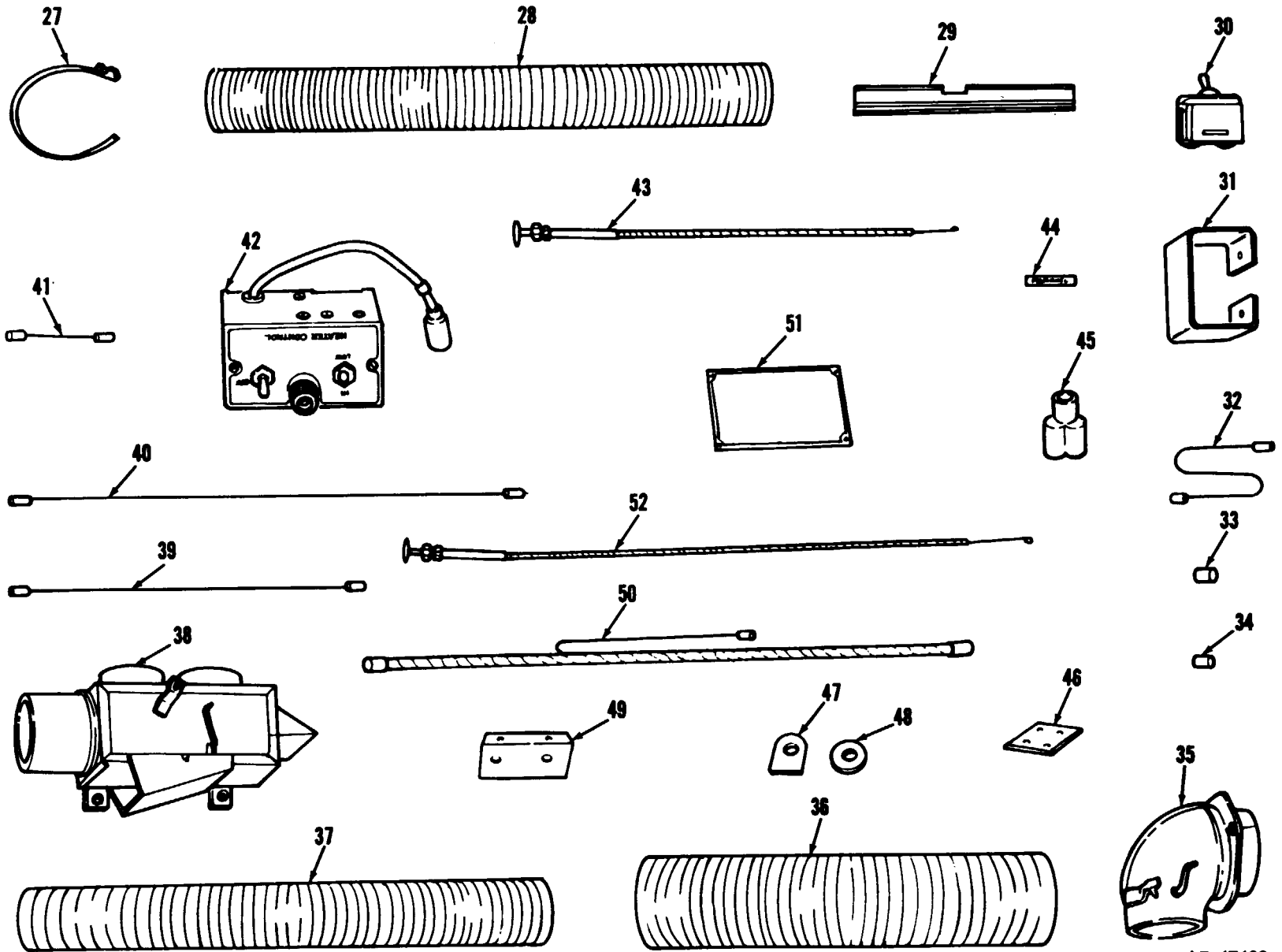


Figure 302. Powerplant heater cover, hood, louvre and grille canvas set.



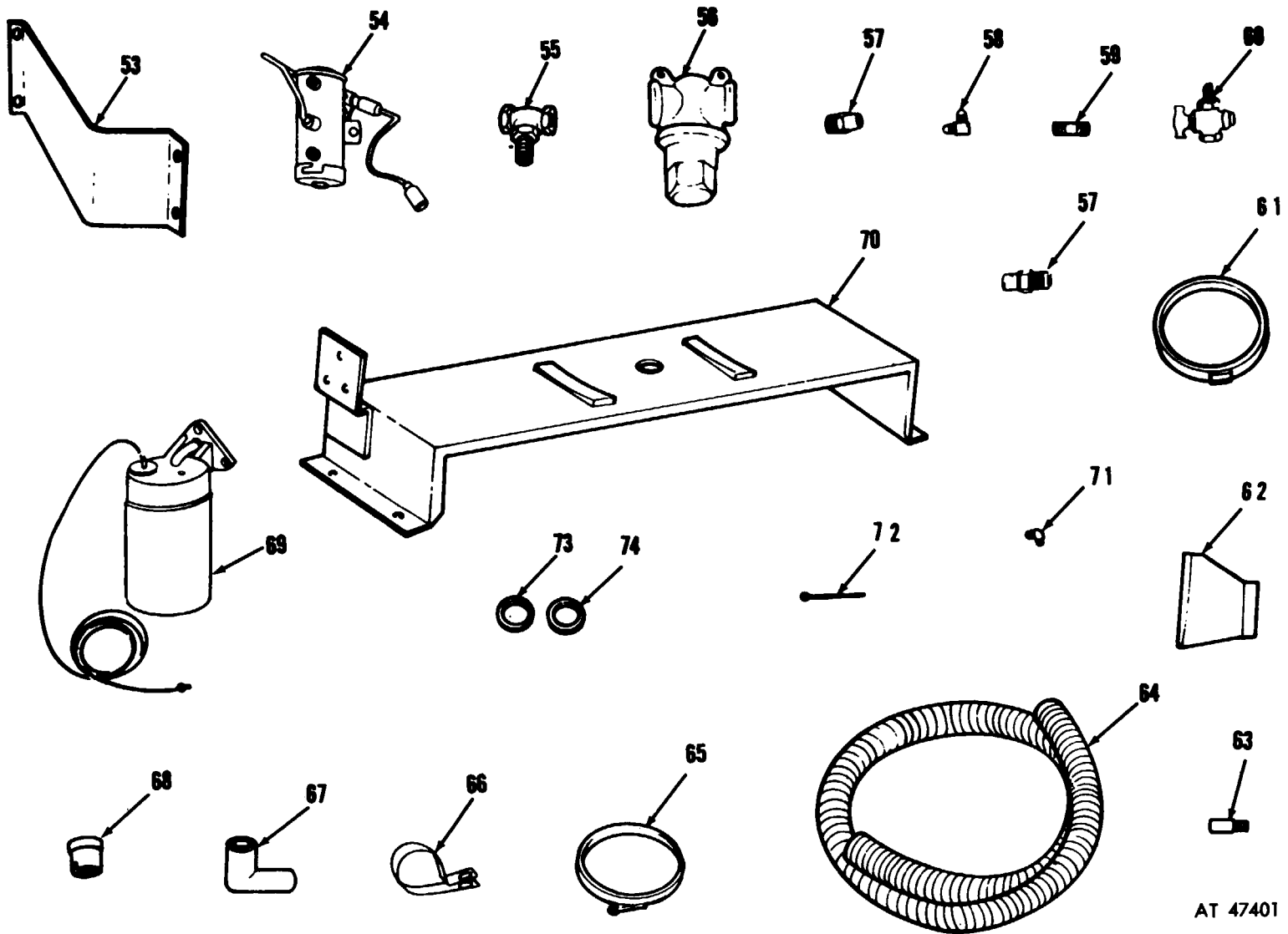
AT.47399

Figure 303. Multifuel personnel heater (1 of 4).



AT 47400

Figure 303. Multifuel personnel heater (2 of 4).



AT 47401

Figure 303. Multifuel personnel heater (3 of 4).

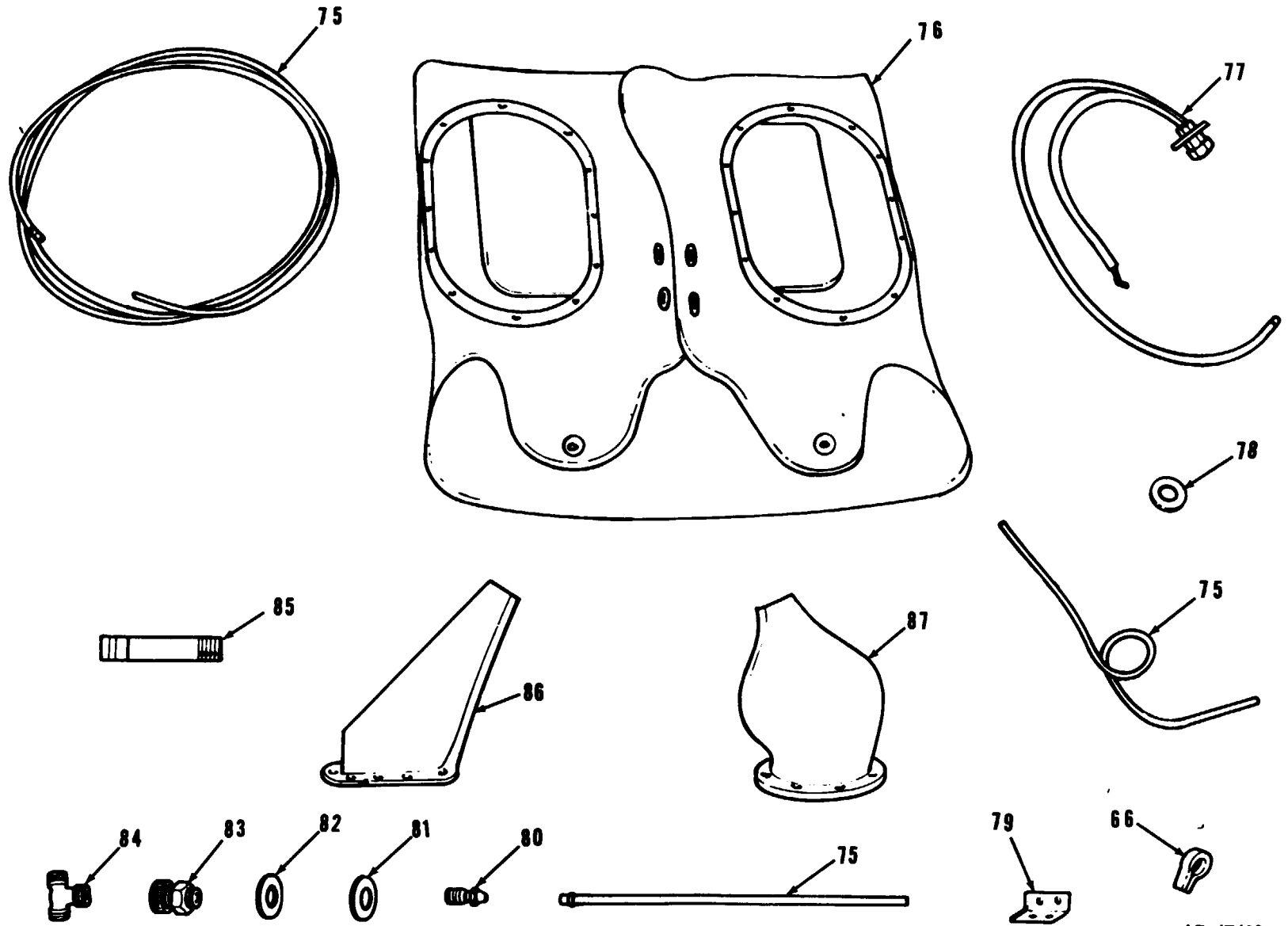


Figure 303. Multifuel personnel heater (4 of 4).

AT 47402

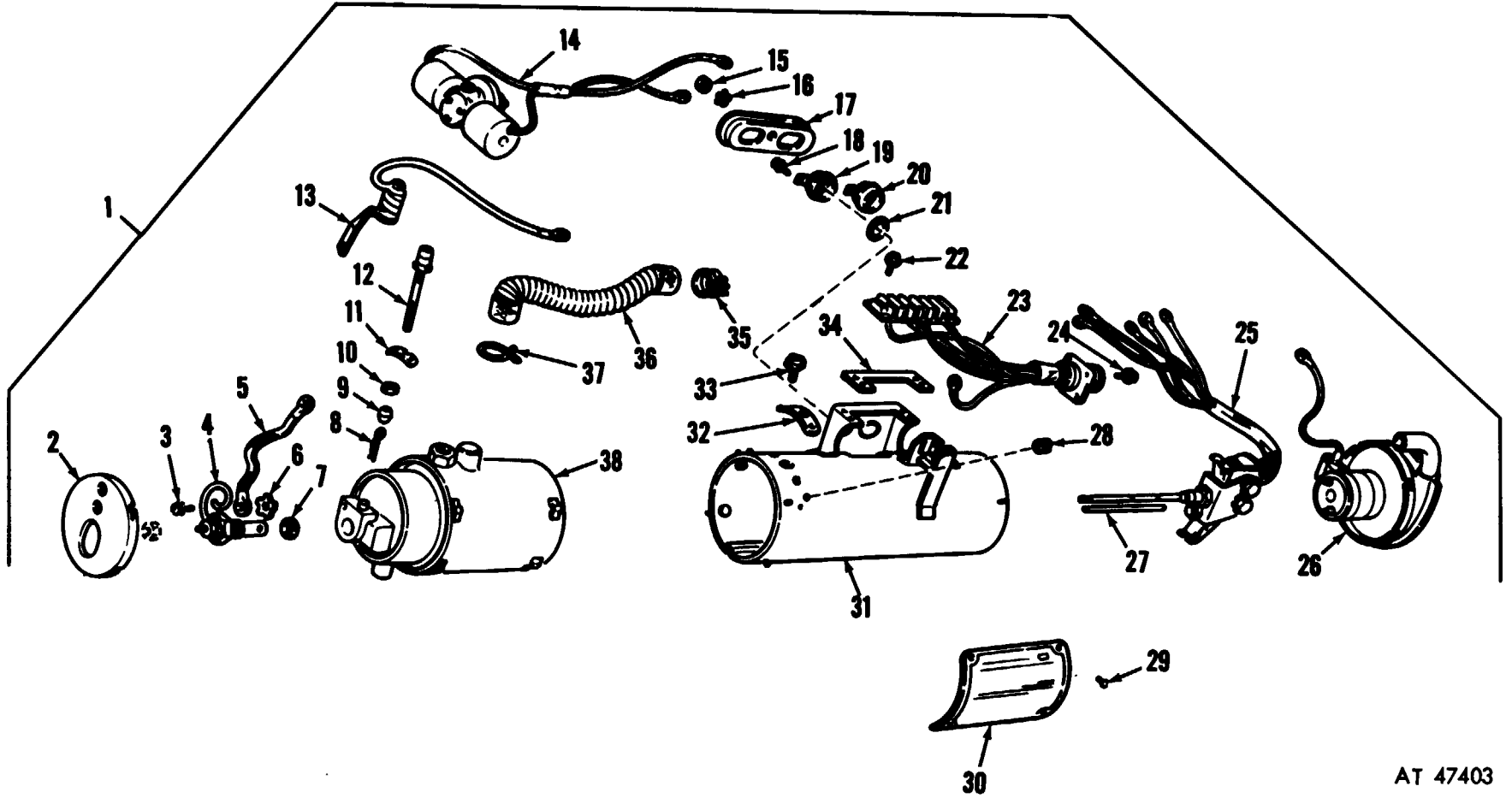


Figure 304. Multifuel powerplant heater assembly (1 of 5).

AT 47403



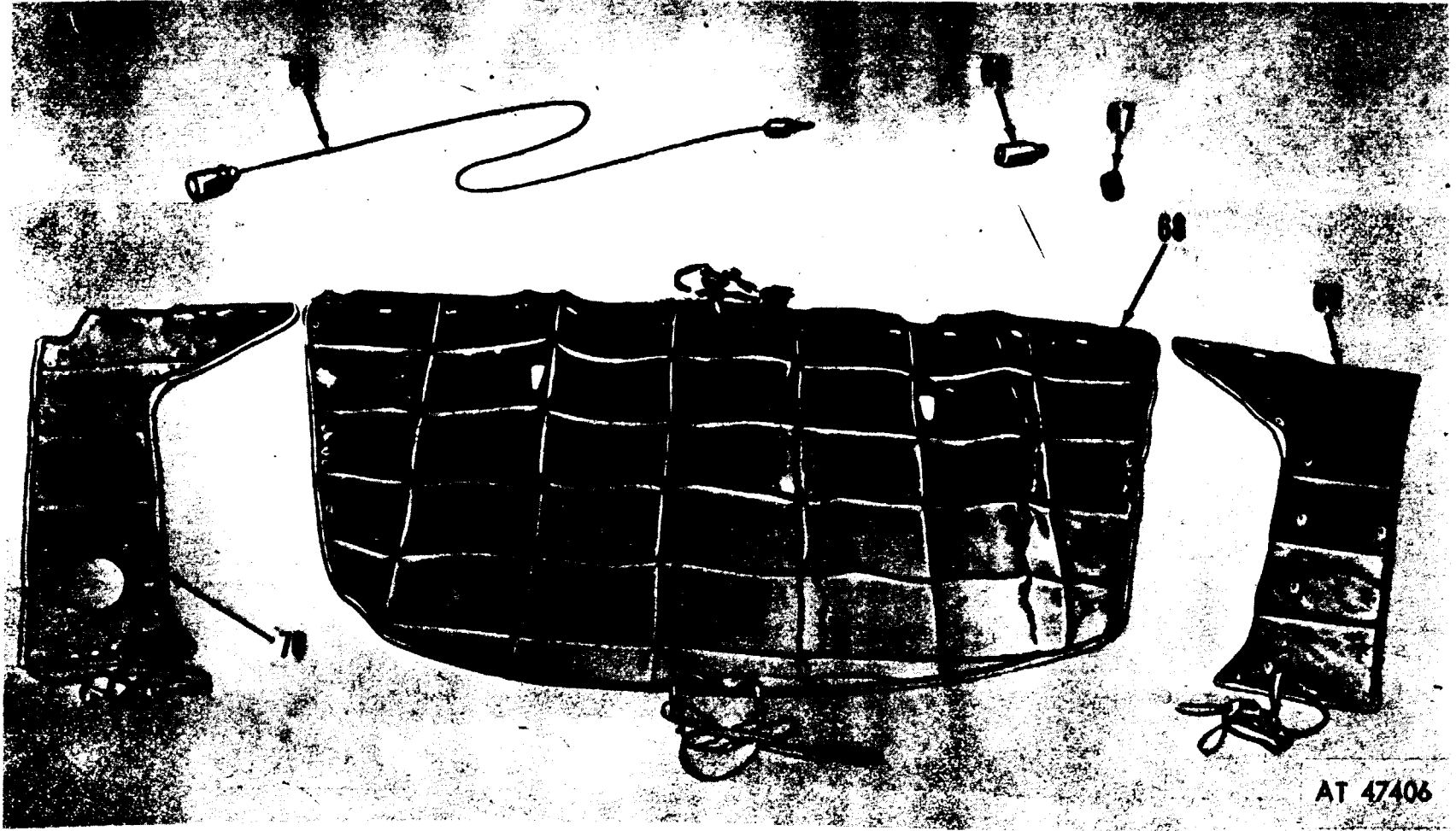


Figure 304. Multifuel powerplant heater assembly (2 of 5).





*Figure 30-4. Multifuel powerplant heater assembly (3 of 5).*



*Figure 304. Multi-fuel powerplant heater assembly (4 of 5).*




Figure 304. Multifuel powerplant heater assembly (5 of 5).

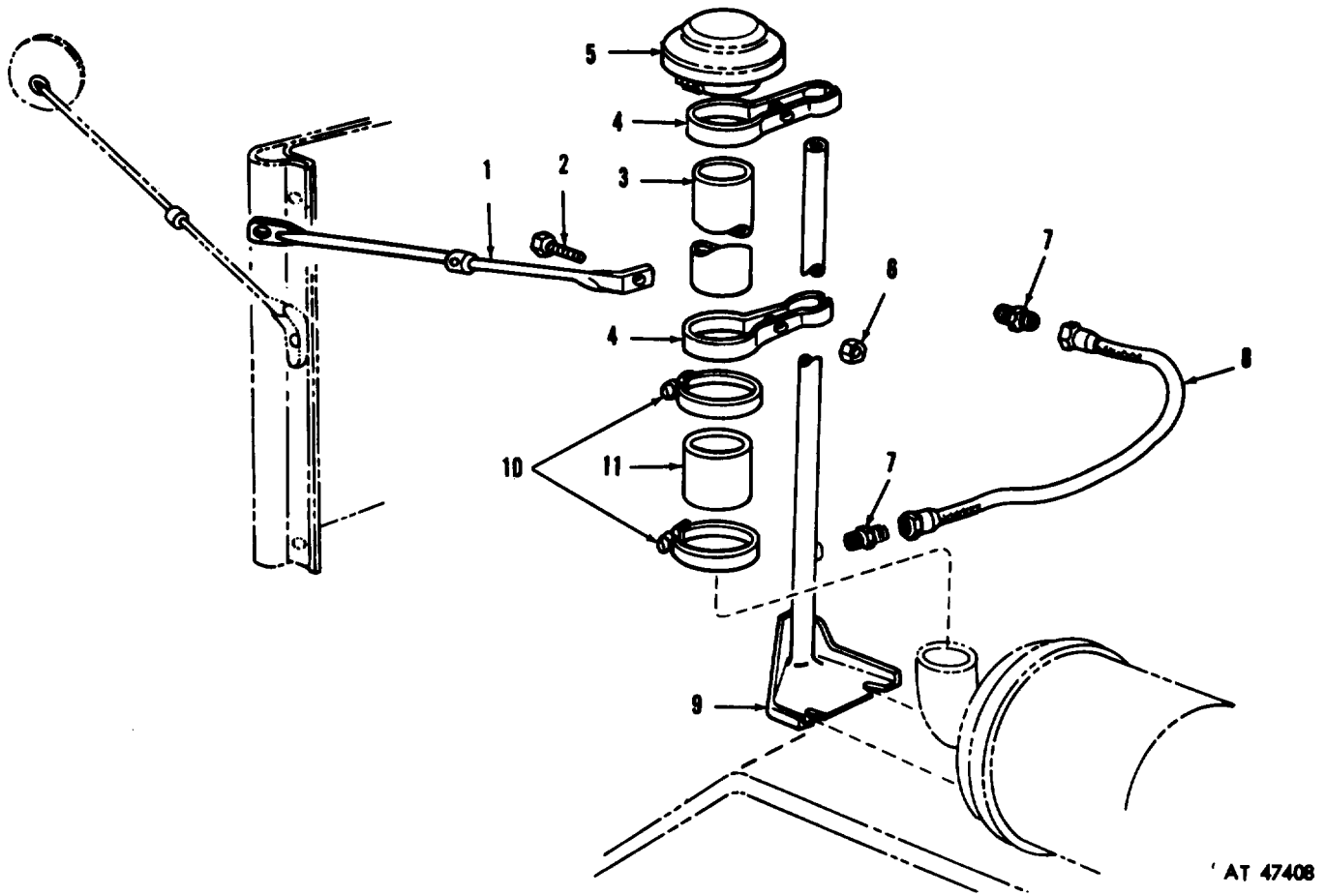
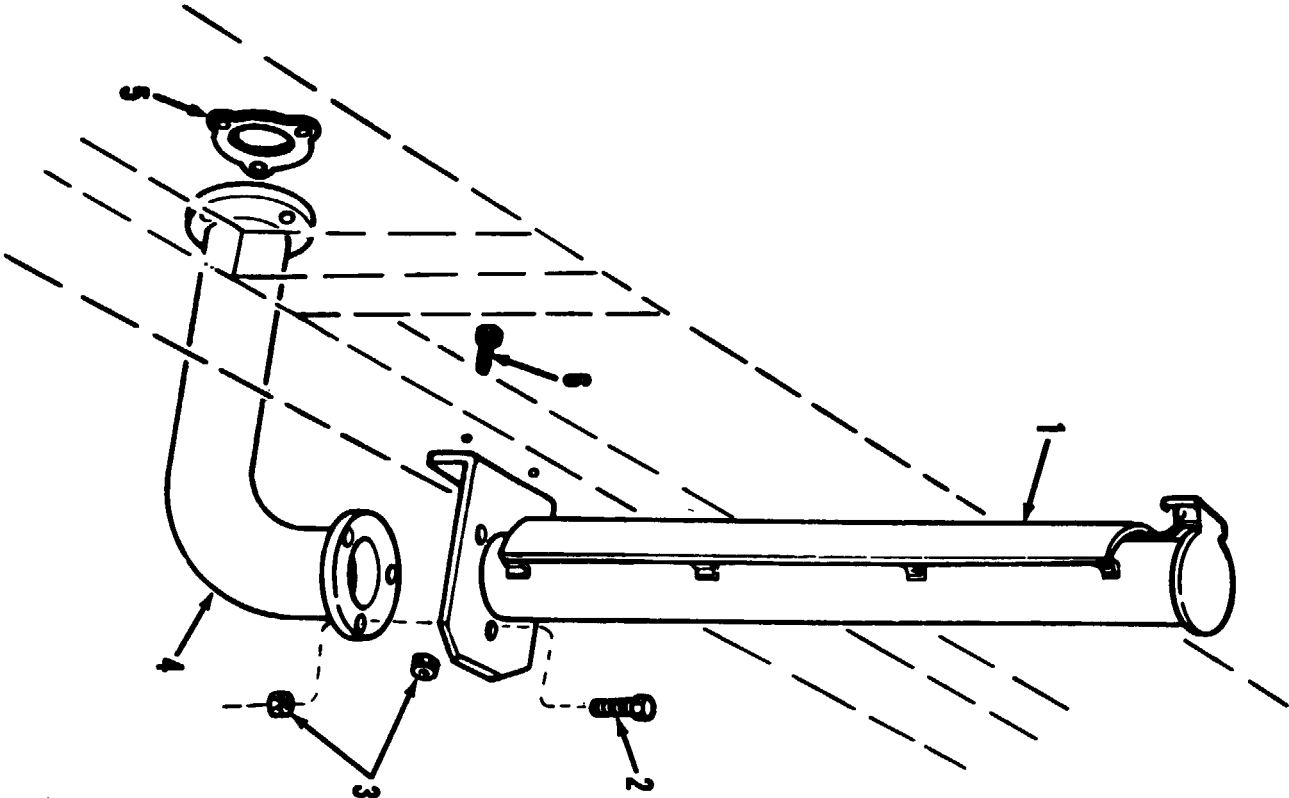
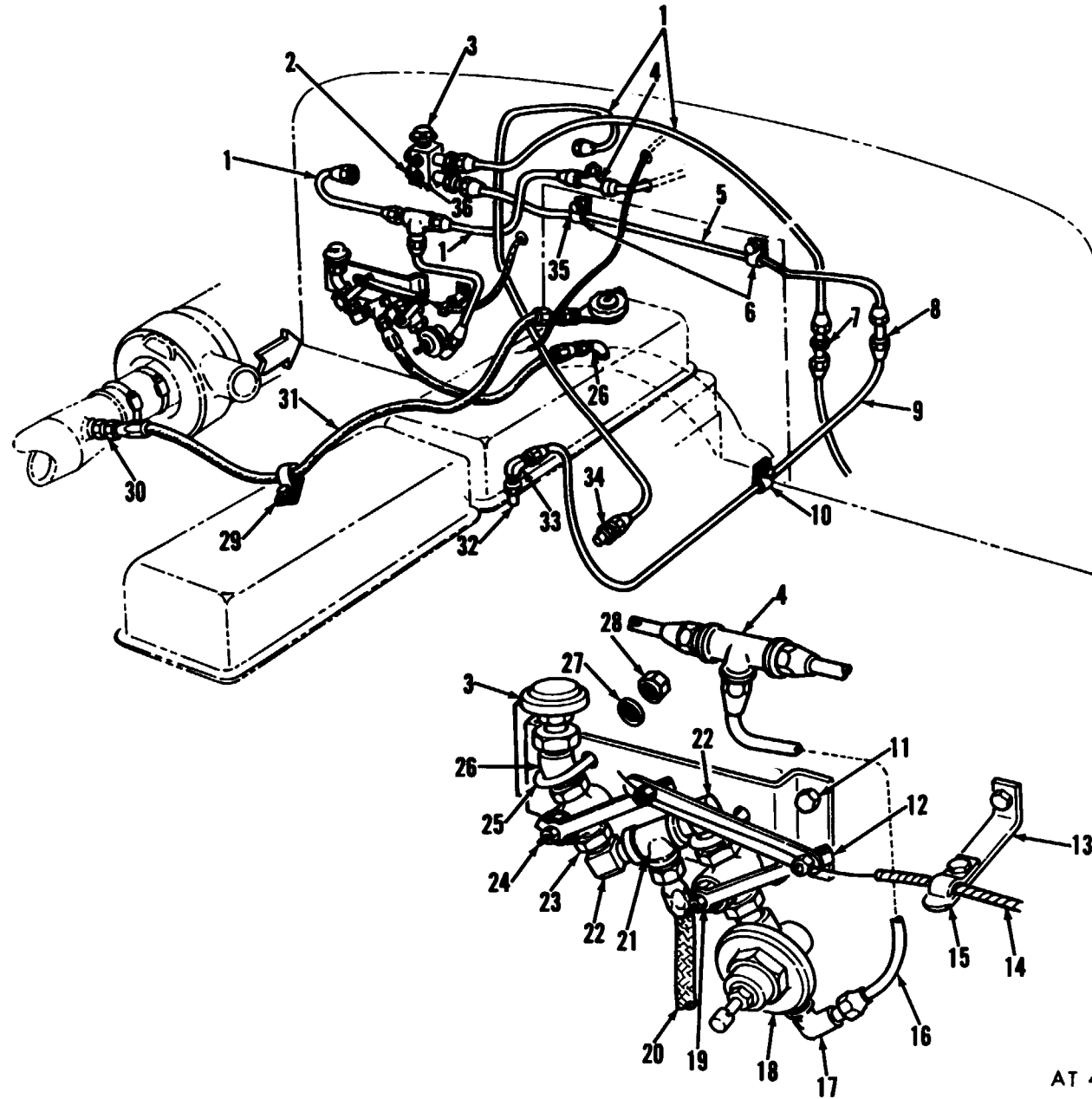


Figure 305. Deep-water fording components air cleaner extension.




AT 47409

Figure 306. Water fording components—tail pipe extension.



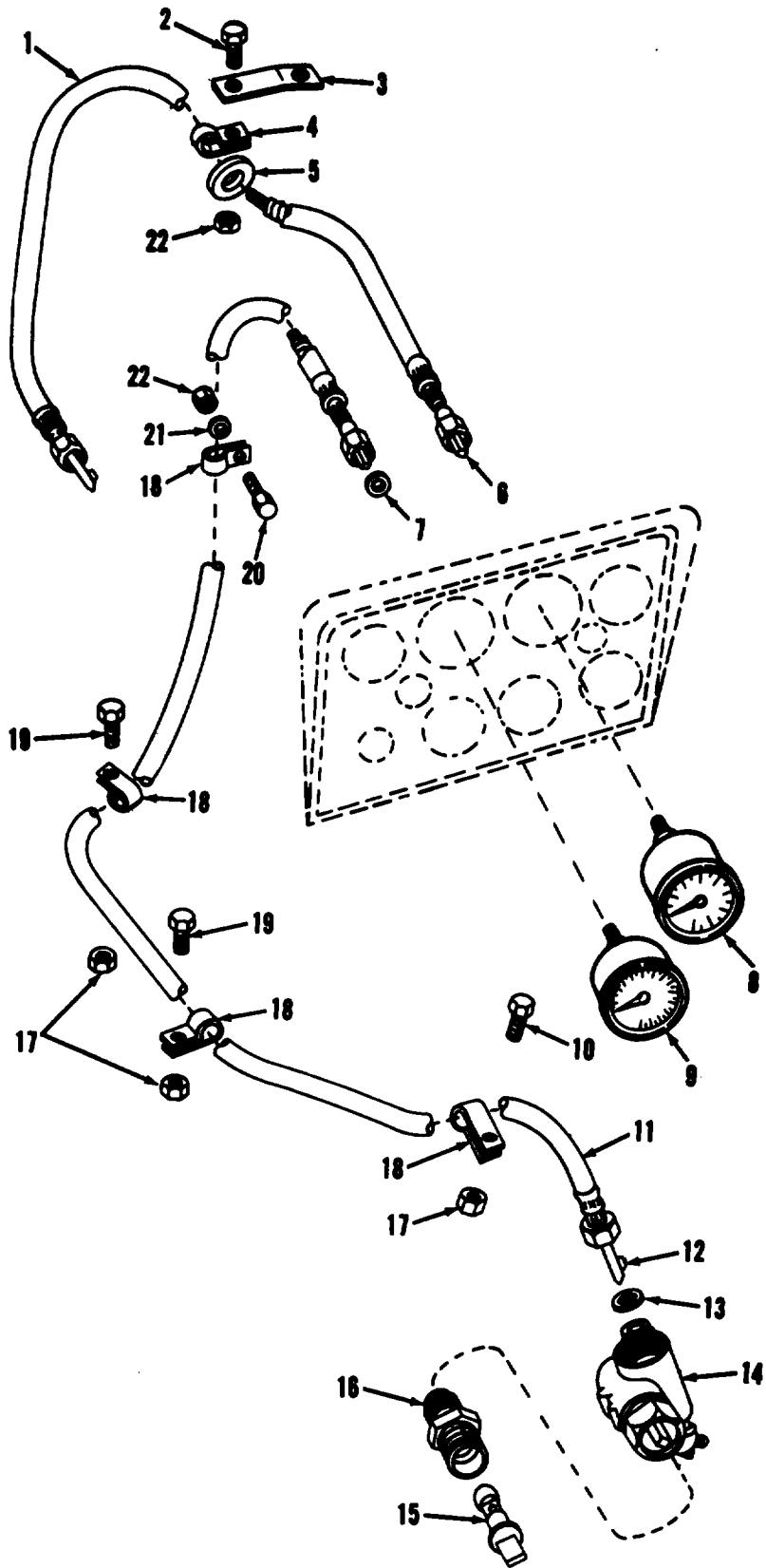
AT 47410

Figure 307. Water fording components air and vent lines.



AT 47411

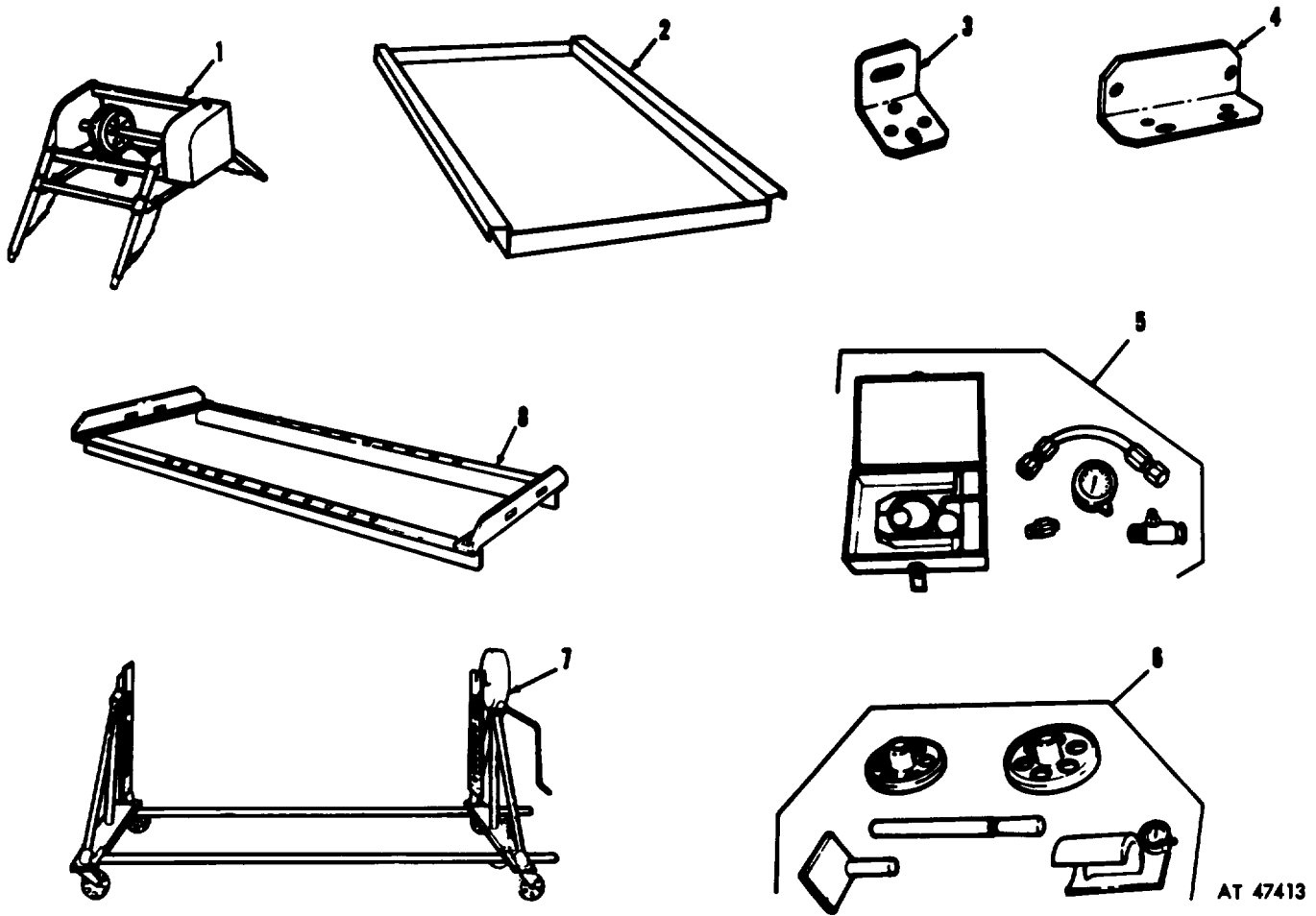
Figure 308. Electric brake components.



AT 47412

Figure 309. Speedometer and tachometer shafts and related parts.





AT 47413

Figure 310. Special tools (1 of 5).

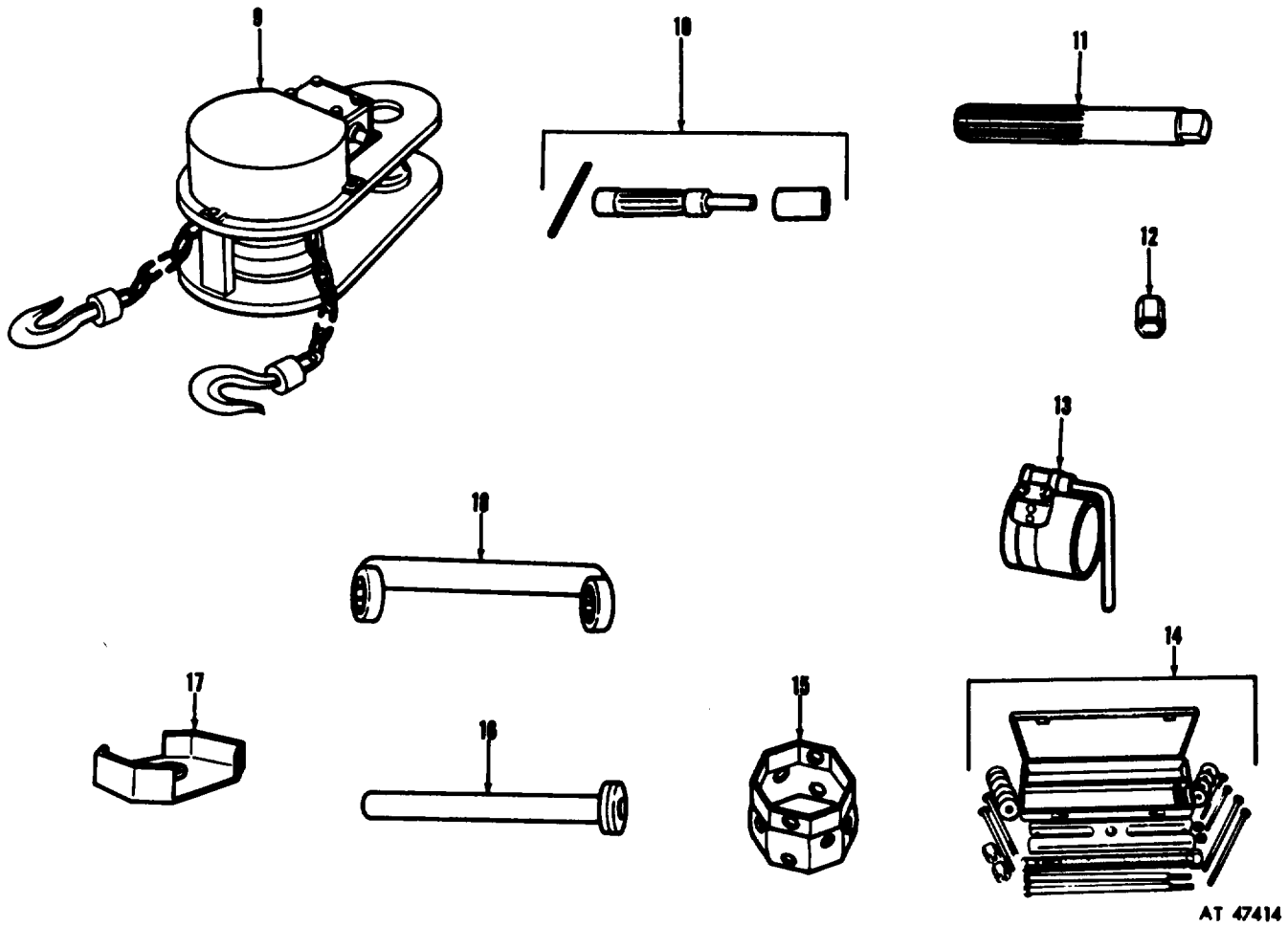
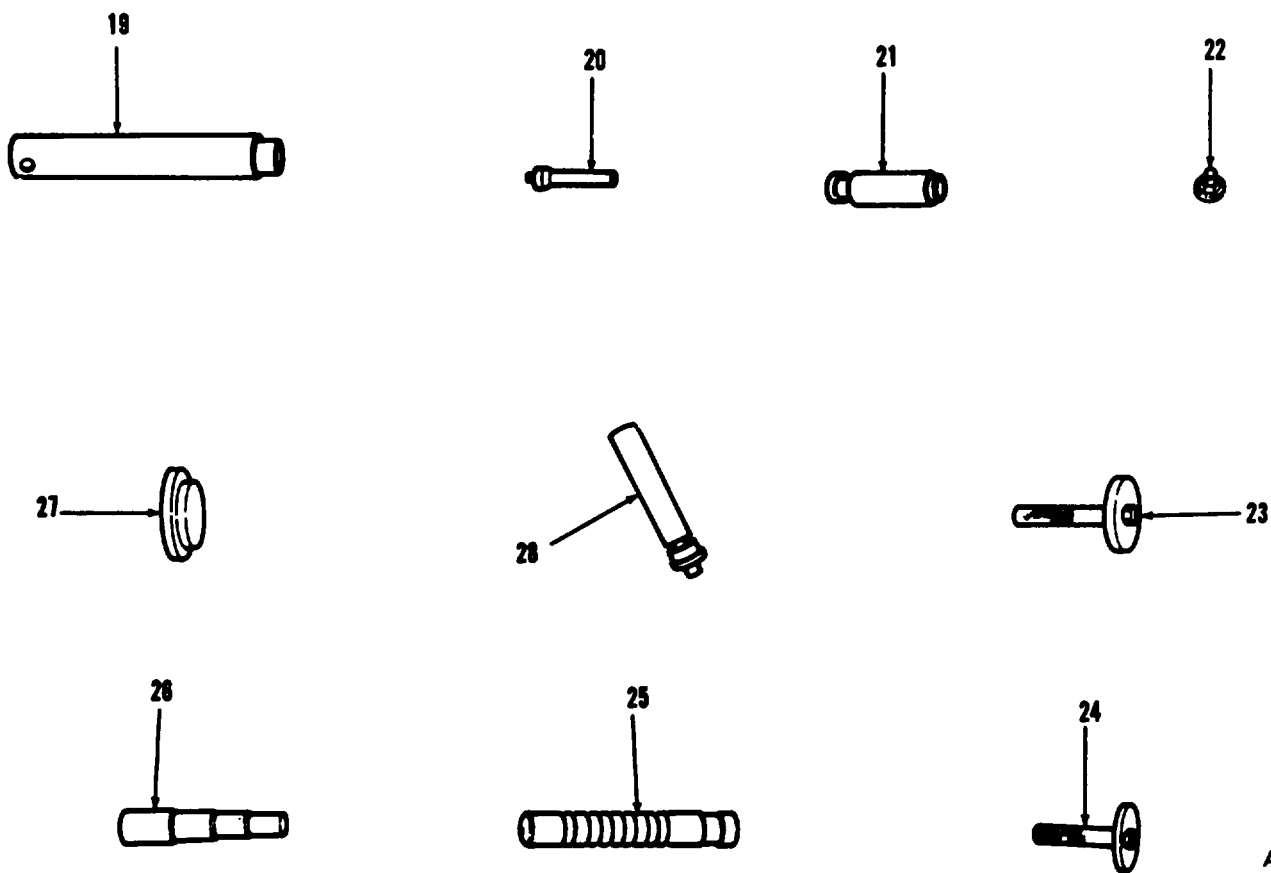
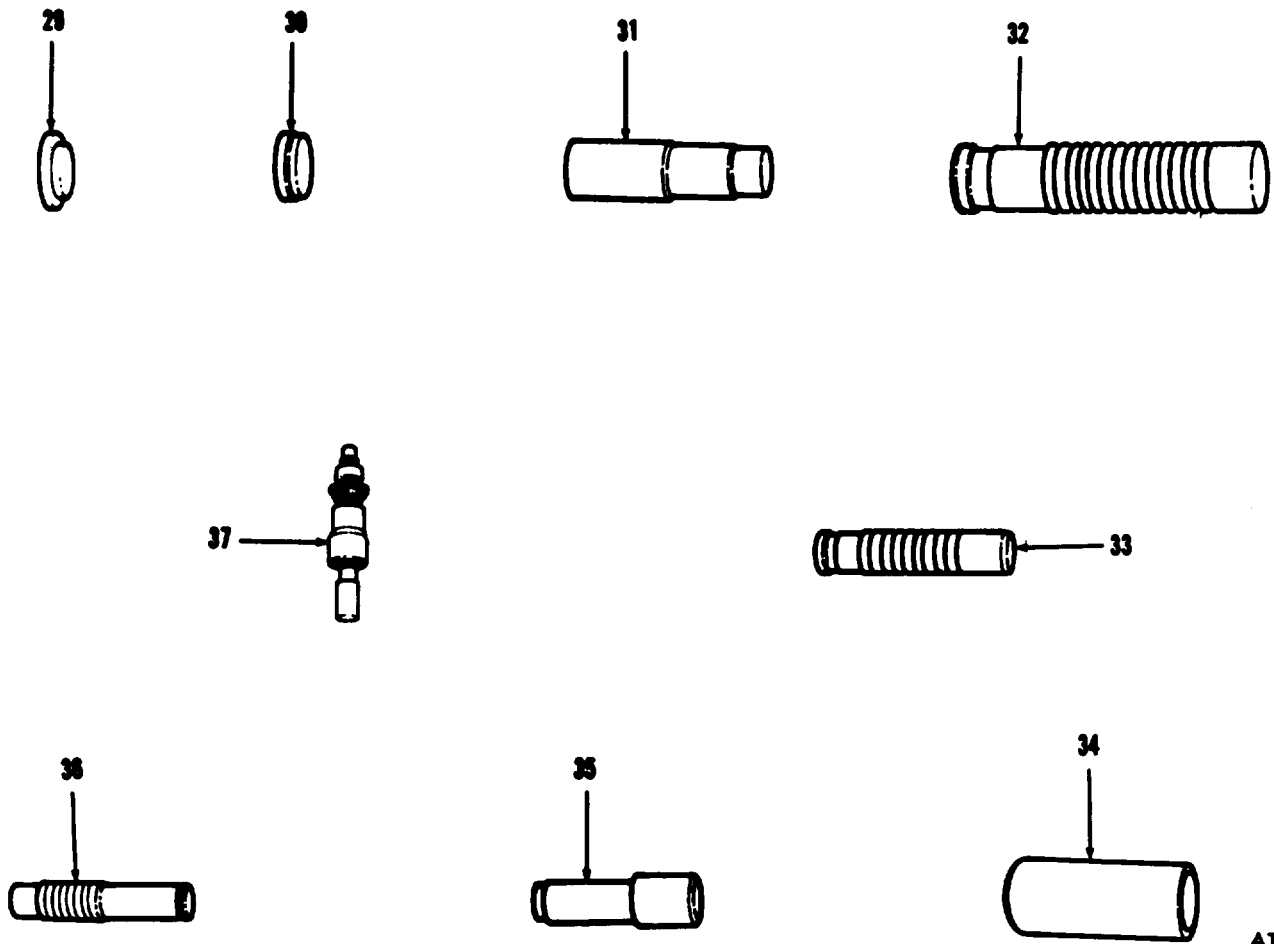


Figure 310. Special tools (2 of 5).



AT 47415

Figure 310. Special tools (3 of 5).



AT 47416

Figure 310. Special tools (4 of 5).

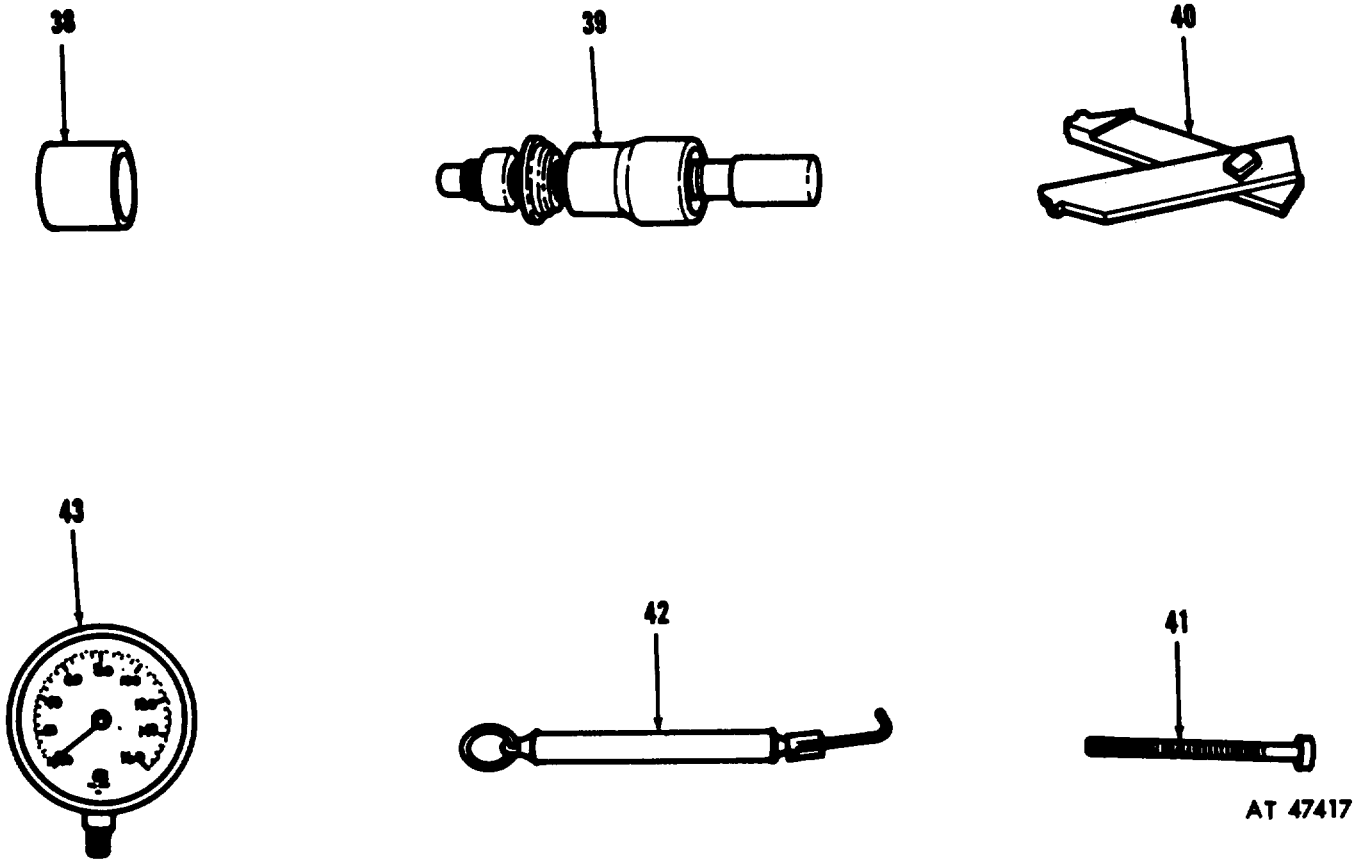


Figure 310. Special tools (5 or 5).



SECTION IV. FEDERAL STOCK NUMBER AND  
REFERENCE NUMBER INDEX

FEDERAL STOCK NUMBER CROSS-REFERENCE TO FIGURE AND ITEM

FEDERAL STOCK NUMBER	FIGURE NO	ITEM NO	FEDERAL STOCK NUMBER	FIGURE NO	ITEM NO
1015-789-7631	179	5	2510-318-0960	124	11
1015-798-2997	175	2	2510-321-9980	148	6
	176	4	2510-350-7675	120	11
1055-385-2862	69	5	2510-353-0642	120	9
1055-385-7968	2004	N/I	2510-377-4864	148	11
1450-687-9731	250	12	2510-377-4866	148	5
1560-065-7229	2210	N/I	2510-377-4868	153	7
1660-025-3493	298	1	2510-377-4869	153	2
	303	56	2510-377-4870	153	1
	304	73	2510-377-4871	153	10
2340-602-5734	2001	N/I	2510-377-4872	153	12
2350-318-0957	87	1	2510-377-4874	153	13
2510-024-1946	148	7	2510-377-4875	153	11
2510-040-2074	141	2	2510-377-4876	152	1
2510-040-2264	156	1	2510-385-7937	123	15
2510-040-2265	149	38	2510-385-7969	1810	N/I
2510-040-2275	135	8	2510-403-0915	139	3
2510-040-2276	136	12	2510-403-0916	139	4
2510-040-2280	125	8	2510-403-0917	139	1
2510-040-2281	124	1	2510-407-5084	110	8
2510-040-2295	129	26	2510-407-5087	1501	N/I
2510-040-2314	4	3	2510-407-5089	18	43
2510-040-2321	112	17	2510-407-5093	1501	N/I
	113	5	2510-407-5095	1501	N/I
2510-057-1630	130	17	2510-408-2438	155	1
2510-057-1641	130	16	2510-408-2455	159	2
2510-089-3775	19	8	2510-408-2499	18	9
2510-104-4501	1082	N/I	2510-408-4634	138	3
2510-104-8784	114	19	2510-408-4642	1506	N/I
2510-106-2200	151	13	2510-409-4006	138	7
2510-107-4237	1802	N/I	2510-409-4009	148	15
2510-119-3903	149	41	2510-409-4010	148	1
	156	3	2510-409-4011	1810	N/I
2510-119-3906	156	13	2510-409-4012	1810	N/I
2510-133-9786	168	5	2510-409-7974	158	19
2510-133-9787	168	8	2510-409-8941	158	22
2510-134-4975	1810	N/I	2510-417-2736	174	12
2510-141-6119	120	12	2510-418-0877	172	3
2510-177-7799	135	10	2510-419-5859	162	9
2510-177-7883	154	4	2510-420-5049	131	24
2510-177-7893	151	4	2510-420-5050	1802	N/I
2510-177-7903	151	9	2510-421-3958	58	20
2510-177-8232	135	31	2510-421-7239	168	1
	136	32	2510-421-7240	170	4
2510-179-5706	151	1	2510-422-1993	153	9
2510-179-5707	109	4	2510-422-1995	153	9
2510-179-6978	167	1	2510-422-1997	153	9
2510-179-7093	151	1	2510-422-1998	153	9
2510-221-4831	149	29	2510-422-2008	158	20
2510-221-9007	173	8	2510-422-2017	1506	N/I
2510-231-0200	167	19	2510-422-2019	158	18
2510-231-0212	174	20	2510-426-8957	120	24
2510-231-7465	174	38	2510-434-5423	149	14
2510-231-7490	113	9	2510-443-4839	162	10
2510-277-9786	124	11	2510-459-3192	146	1
	125	12	2510-465-1636	149	44
2510-301-7738	120	36	2510-498-2392	149	34
2510-316-1009	124	6	2510-505-6731	150	2
2510-318-0959	124	11	2510-505-6733	150	4

## Federal Stock Number Cross-Reference to Figure and Item Number-Continued

FEDERAL STOCK NUMBER	FIGURE NO	ITEM NO	FEDERAL STOCK NUMBER	FIGURE NO	ITEM NO
2510-546-4759	131	13	2510-740-9002	158	6
2510-592-2258	99	8	2510-740-9008	158	23
2510-597-0789	135	12	2510-740-9013	158	2
	136	7	2510-740-9212	158	12
2510-650-1015	130	21	2510-740-9337	109	25
2510-654-4606	151	27		123	2
2510-654-4611	151	17	2510-740-9338	123	15
2510-664-9863	160	3	2510-740-9339	123	15
2510-674-4487	130	21	2510-740-9340	123	18
2510-679-1420	174	13	2510-740-9341	123	18
2510-679-1448	174	23	2510-740-9344	123	12
2510-679-1733	174	28	2510-740-9345	123	15
2510-693-0589	279	5	2510-740-9391	126	16
2510-693-0590	2201	N/I	2510-740-9508	109	16
2510-693-0591	279	9	2510-740-9514	110	5
2510-693-0592	279	9	2510-740-9516	109	28
2510-693-0595	135	48	2510-740-9518	1301	N/I
2510-693-0604	130	3	2510-740-9519	109	8
2510-693-0607	131	14	2510-740-9520	109	13
2510-693-0608	137	17	2510-740-9526	1501	N/I
2510-693-0609	137	16	2510-740-9530	117	11
2510-693-0610	137	21	2510-740-9534	115	6
2510-693-0611	607	N/I		117	1
2510-693-0660	109	27		118	4
	133	21		149	11
2510-693-0662	134	12	2510-740-9535	117	18
2510-700-5417	137	2		118	13
2510-706-8179	120	14		1802	N/I
2410-706-8180	120	33	2510-740-9536	118	12
2510-706-8245	120	32	2510-740-9537	115	4
2510-706-8505	120	1		118	6
2510-734-6952	124	10		1810	N/I
	125	11	2510-740-9541	111	3
	73	2	2510-740-9561	134	9
2510-734-6998	73	3	2510-740-9562	134	6
2510-734-6999	124	1	2510-740-9596	279	4
2510-737-2711	279	15	2510-740-9597	279	4
2510-737-2712	279	15	2510-740-9600	126	15
2510-737-2713	279	3	2510-740-9601	124	11
2510-737-2739	136	18	2510-740-9602	124	11
2510-737-2767	131	19	2510-740-9606	126	3
2510-737-2770	129	18	2510-740-9607	128	8
2510-737-2776	609	N/I	2510-740-9613	124	11
2510-737-2788	151	8	2510-740-9686	279	10
2510-737-2792	161	4	2510-740-9687	279	10
2510-737-2793	161	3	2510-740-9689	244	16
2510-737-3287	130	20	2510-740-9750	238	9
2510-737-3288	130	15	2510-740-9777	242	36
2510-737-3292	130	37	2510-740-9778	242	5
2510-737-3293	130	1	2510-740-9870	1208	N/I
2510-737-3294	130	1	2510-740-9882	218	30
2510-737-3295	130	24	2510-740-9883	121	2
2510-737-3296	130	22	2510-740-9884	121	1
2510-737-3297	130	22	2510-740-9902	120	19
2510-737-3326	137	25	2510-740-9948	219	14
2510-737-3331	137	14	2510-740-9960	212	16
2510-737-3340	18	17		218	27
2510-737-6203	110	11	2510-741-1085	133	12
2510-737-6620	609	N/I	2510-741-1086	135	47
	135	37		136	19
2510-737-6621	609	N/I	2510-741-1110	123	15
	136	24	2510-741-1111	123	15
2510-738-1318	148	11	2510-741-1112	123	15



Federal Stock Number Cross-Reference to Figure and Item Number-Continued

FEDERAL STOCK NUMBER	FIGURE NO	ITEM NO	FEDERAL STOCK NUMBER	FIGURE NO	ITEM NO
2510-741-1114	124	11	2520-040-2255	51	1
2510-741-1115	124	11	2520-040-2256	51	10
2510-741-1116	124	11	2520-040-2303	0607	N/I
2510-741-2376	123	3	2520-040-2304	57	5
	99	5	2520-040-2311	107	8
2510-741-3458	117	3	2520-040-2318	231	1
2510-741-3465	1802	N/I	2520-040-2331	2001	N/I
2510-741-3490	1208	N/I		209	15
2510-741-8773	126	9	2520-040-2334	277	1
2510-752-6596	0607	N/I	2520-040-2338	61	68
2510-752-9313	137	1	2520-040-2341	62	1
2510-753-9199	135	15	2520-040-2342	62	1
	136	4	2520-040-2349	254	2
2510-753-9213	129	P7	2520-040-2350	2001	N/I
2510-753-9519	0607	N/I		242	1
2510-753-9543	0609	N/I	2520-040-2351	254	42
	135	28	2520-064-6372	54	14
	136	34	2520-086-3375	50	2
2510-753-9659	132	1	2520-089-3773	50	1
2510-753-9672	109	1	2520-091-9767	271	28
2510-762-4559	154	4	2520-097-4893	5	25
2510-786-4631	157	1	2520-134-1122	270	5
2510-795-1735	295	7	2520-134-1204	267	42
2510-797-5609	130	39	2520-176-8384	55	14
2510-809-7788	120	27	2520-177-7906	71	20
2510-809-7789	120	5	2520-177-7907	277	41
2510-809-7790	120	18		58	21
2510-809-7791	120	1	2520-177-8107	241	14
2510-832-7015	129	1	2520-177-9231	106	5
2510-832-7016	129	23	2520-200-1280	73	1
2410-837-8688	109	18	2520-200-1281	73	1
2510-860-0517	151	2	2520-200-1282	64	1
	1801	N/I	2520-215-7331	69	6
2510-860-0523	151	2	2520-219-5067	48	6
	1810	N/I	2520-219-8219	1002	N/I
2510-860-7273	114	3	2520-219-8221	70	6
2510-880-4655	1802	N/I	2520-219-8223	1002	N/I
2510-880-4657	1802	N/I	2520-219-8226	1002	N/I
2510-880-4660	135	1	2520-219-8227	68	6
2510-895-9053	114	1	2520-219-8229	68	10
2510-918-0600	1506	N/I	2520-219-8231	68	8
2510-918-0612	136	12	2520-230-0229	58	23
	1801	N/I	2520-232-6028	276	46
2510-925-4543	136	1	2520-232-6037	276	5
2510-933-9577	109	7	2520-287-8678	222	4
2510-970-3481	135	22	2520-288-0846	222	4
	136	40	2520-292-0046	53	14
2510-970-3482	135	1	2520-293-5127	214	1
2510-970-3483	136	1	2520-293-5131	2001	N/I
2520-030-7262	271	60	2520-294-6770	43	8
2520-033-6017	54	22		44	8
2520-035-5457	53	19	2520-301-7739	231	2
2520-039-6493	267	36	2520-301-7741	56	2
	271	4	2520-303-5007	68	6
2520-039-7131	0900	N/I	2520-303-5074	68	8
2520-040-1159	0900	N/I	2520-304-9411	254	42
2520-040-2098	2001	N/I	2520-311-7621	101	5
2520-040-2237	56	13	2520-316-7640	2001	N/I
2520-040-2243	47	2		246	1
2520-040-2244	47	8	2520-318-0908	274	35
2520-040-2249	42	4	2520-318-0956	2001	N/I
2520-040-2254	48	16	2520-318-0978	231	9

Federal Stock Number Cross-Reference to Figure and Item Number-Continued

FEDERAL STOCK NUMBER	FIGURE NO	ITEM NO	FEDERAL STOCK NUMBER	FIGURE NO	ITEM NO
2520-318-0979	2001	N/I	2520-563-5524	53	23
2520-318-0982	63	1	2520-563-8309	69	3
2520-318-0983	63	1	2520-573-5549	254	8
2520-318-4310	46	4	2520-586-1761	231	6
2520-324-2682	1002	N/I	2520-591-5827	55	20
2520-324-2683	1002	N/I	2520-592-1147	250	3
2520-331-0086	69	13	2520-592-1150	241	7
2520-332-0095	228	6	2520-606-3047	48	4
2520-350-5248	222	8	2520-614-3903	276	13
2520-350-7400	222	6	2520-615-6756	276	29
2520-353-2616	67	4	2520-615-6763	276	45
2520-354-0771	274	11	2520-621-3005	1410	N/I
	42	13	2520-630-0148	69	17
2520-358-9294	214	3	2520-656-0323	61	1
2520-378-7251	67	4	2520-661-9586	5	24
2520-378-7253	69	13	2520-663-1242	254	26
2520-383-4754	69	13	2520-675-1353	2001	N/I
2520-392-3561	274	23	2520-678-4159	1002	N/I
	48	21	2520-692-6059	277	38
2520-397-6542	42	6		5	30
2520-397-6543	47	15	2520-692-6075	47	5
2520-407-6750	5	39	2520-692-6089	55	23
2520-413-8953	49	4	2520-692-6119	69	17
2520-447-3406	274	10	2520-692-6120	69	17
2520-447-3406	42	12	2520-692-6121	69	17
2520-457-0447	48	9	2520-692-6122	69	17
2520-457-3453	42	11	2520-692-6123	69	17
2520-457-3523	48	5	2520-692-6124	69	17
2520-457-6660	63	8	2520-692-6125	69	17
2520-459-5248	61	14	2520-692-6126	69	17
2520-463-1638	102	4	2520-692-6127	69	17
2520-492-4348	276	25	2520-692-6128	274	24
2520-499-8944	0900	N/I	2520-692-6129	222	14
2520-509-3036	226	1	2520-692-6133	79	28
2520-511-1725	214	5	2520-692-6135	237	1
2520-512-9223	228	2	2520-692-6147	2001	N/I
2520-518-6592	276	15	2520-692-6152	1414	N/I
2520-521-4479	0900	N/I	2520-692-6153	2004	N/I
2520-521-4784	274	62	2520-692-6155	277	7
2520-527-7984	274	58	2520-692-6161	59	3
2520-529-8430	67	12	2520-692-6162	72	11
2520-529-8411	69	17	2520-692-6163	2004	N/I
2520-529-8442	69	17	2520-692-6164	002	N/I
2520-529-8443	69	17	2520-692-6165	2001	N/I
2520-529-8445	69	17	2520-692-6179	41	2
2520-529-8446	69	17	2520-692-6180	42	1
2520-529-8447	69	17	2520-692-6181	43	3
2520-529-8448	69	17	2520-692-6183	0700	N/I
	1002	N/I	2520-692-6184	1002	N/I
	1102	N/I	2520-692-6185	309	14
2520-530-1357	0900	N/I	2520-692-6187	2004	N/I
2520-532-3606	274	14	2520-692-6190	1412	N/I
2520-533-3389	262	16	2520-692-6362	276	32
2520-533-3390	262	21	2520-700-2402	60	10
	263	18		63	8
2520-533-3391	263	11	2520-706-1160	274	3
2520-537-2174	231	11	2520-706-1210	274	54
2520-537-9885	0704	N/I	2520-706-1211	274	55
2520-561-8623	61	9	2520-706-1266	274	69
2520-562-0430	45	16	2520-706-1268	274	60
2520-563-5521	56	14	2520-706-1269	274	6
2520-563-5523	53	17	2520-706-1270	274	4

Federal Stock Number Cross-Reference to Figure and Item Number-Continued

FEDERAL STOCK NUMBER	FIGURE NO	ITEM NO	FEDERAL STOCK NUMBER	FIGURE NO	ITEM NO
2520-706-1273	274	27	2520-734-6887	69	12
2520-706-1274	274	58	2520-734-6892	69	20
2520-706-1278	274	20	2520-734-6895	69	25
2520-706-1281	274	50	2520-734-6897	69	4
2520-706-5891	309	15	2520-734-6899	67	13
2520-706-5892	309	16	2520-734-6951	72	16
2520-710-1350	214	4	2520-734-6959	1002	N/I
2520-711-5370	2004	N/I	2520-734-6960	74	3
2520-713-8979	2004	N/I	2520-734-6975	71	43
2520-715-3866	309	14	2520-734-6977	71	22
2520-734-6730	48	8	2520-734-6981	1004	N/I
2520-734-6731	48	10	2520-734-6984	72	1
2520-734-6732	48	20	2520-734-6985	72	1
2520-734-6734	48	14	2520-734-6987	72	11
2520-734-6735	48	13	2520-734-6991	71	1
2520-734-6740	45	17	2520-734-7520	43	3
2520-734-6741	45	15	2520-734-7548	67	16
2520-734-6742	5	23	2520-734-7587	45	13
2520-734-6748	45	14	2520-734-7588	45	5
2520-734-6749	43	7	2520-734-7591	42	5
	44	7	2520-734-7592	42	3
2520-734-6750	43	14	2520-734-7595	45	21
	44	4		54	6
2520-734-6751	52	13		56	6
2520-734-6752	52	13	2520-734-7596	45	20
2520-734-6753	52	13		54	5
2520-734-6755	54	12		56	5
2520-734-6756	53	26		61	25
	55	5		69	2
2520-734-6757	52	7	2520-734-7598	48	7
2520-734-6758	53	18	2520-734-7599	48	11
2520-734-6759	52	12	2520-734-7712	43	16
2520-734-6760	52	3		44	16
2520-734-6764	56	27	2520-734-7713	42	10
2520-734-6765	54	25	2520-734-7714	43	10
2520-734-6767	54	27		44	10
2520-734-6768	56	20	2520-734-8743	5	11
2520-734-6769	56	28	2520-734-8744	5	5
2520-734-6771	56	26	2520-734-8745	2004	N/I
2520-734-6772	54	23	2520-734-8746	5	8
2520-734-6775	0802	N/I	2520-734-8747	5	12
2520-734-6777	43	6	2520-734-8769	46	2
2520-734-6778	43	5	2520-734-8841	59	2
2520-734-6780	45	11	2520-734-8847	59	7
2520-734-6781	45	8	2520-734-8876	0900	N/I
2520-734-6802	54	4	2520-734-8878	60	4
	56	4		63	3
	69	28	2520-734-8880	60	6
2520-734-6803	55	2		63	5
2520-734-6805	64	1	2520-734-8884	61	32
2520-734-6806	1002	N/I		62	3
	69	21	2520-734-8885	0900	N/I
2520-734-6818	68	1	2520-734-8890	62	11
2520-734-6820	67	3	2520-734-8892	62	1
2520-734-6821	66	1	2520-734-9606	276	54
2520-734-6824	68	7	2520-734-9680	276	56
2520-734-6825	70	6	2520-737-5247	0802	N/I
2520-734-6876	70	8	2520-737-5251	54	19
2520-734-6877	70	13	2520-737-5252	54	10
2520-734-6879	70	7	2520-737-5258	56	17
2520-734-6881	1102	N/I	2520-737-5282	55	3
2520-734-6883	69	21	2520-737-5289	55	1
	70	2	2520-737-6156	5	13

Federal Stock Number Cross-Reference to Figure and Item Number-Continued

FEDERAL STOCK NUMBER	FIGURE NO	ITEM NO	FEDERAL STOCK NUMBER	FIGURE NO	ITEM NO
2520-737-6173	47	3	2520-740-9665	219	12
2520-737-6240	109	15	2520-740-9667	216	44
2520-740-9040	228	8	2520-740-9668	219	1
2520-740-9041	228	9	2520-740-9669	216	8
2520-740-9042	228	12	2520-740-9672	216	43
2520-740-9077	229	5	2520-740-9673	216	28
2520-740-9081	230	17	2520-740-9674	223	1
2520-740-9083	230	1	2520-740-9678	279	20
2520-740-9087	230	12	2520-740-9680	211	15
2520-740-9088	230	15	2520-740-9691	209	2
2520-740-9090	266	1	2520-740-9694	211	5
2520-740-9093	266	8	2520-740-9725	211	
2520-740-9094	266	14	2520-740-9730	210	41
2520-740-9097	266	19	2520-740-9731	209	9
2520-740-9099	266	2	2520-740-9752	236	11
2520-740-9101	266	11	2520-740-9760	236	16
2520-740-9235	230	20	2520-740-9797	248	18
2520-740-9243	2001	N/I	2520-740-9804	211	7
2520-740-9245	2001	N/I	2520-740-9805	211	1
2520-740-9281	107	10	2520-740-9811	210	11
2520-740-9290	106	1	2520-740-9812	209	12
2520-740-9408	274	31	2520-740-9813	2001	N/I
	277	32	2520-740-9814	209	38
2520-740-9424	277	8	2520-740-9816	210	30
2520-740-9434	277	12		259	27
2520-740-9436	277	27	2520-740-9817	210	18
2520-740-9538	277	30		259	25
2520-740-9539	277	45	2520-740-9818	209	43
	58	15	2520-740-9851	236	10
2520-740-9540	277	31	2520-740-9855	236	26
2520-740-9542	277	23	2520-740-9871	242	1
	58	4	2520-740-9892	218	17
2520-740-9544	277	11	2520-740-9897	218	20
	58	2	2520-740-9908	273	1
2520-740-9546	277	18	2520-740-9910	273	5
	58	8	2520-740-9911	222	15
2520-740-9547	277	17	2520-740-9923	252	1
	58	14	2520-740-9930	219	6
2520-740-9548	2004	N/I	2520-740-9932	216	30
2520-740-9550	126	5	2520-740-9935	219	11
	71	8	2520-740-9939	220	7
	95	22		221	7
2520-740-9551	71	9	2520-740-9947	220	6
2520-740-9574	214	6		221	10
2520-740-9580	214	10	2520-740-9950	218	13
	274	42	2520-741-1067	53	1
2520-740-9581	214	4	2520-741-1120	213	12
2520-740-9585	274	38	2520-741-1129	61	14
2520-740-9586	274	68	2520-741-1130	61	8
2520-740-9587	274	51	2520-741-1132	61	20
2520-740-9588	274	1	2520-741-1137	61	13
2520-740-9589	274	1	2520-741-1141	73	1
2520-740-9592	274	26	2520-741-1142	74	3
2520-740-9593	274	36	2520-741-1166	213	20
2520-740-9594	274	47	2520-741-1410	233	13
2520-740-9623	309	14	2520-741-1413	233	12
2520-740-9624	309	14	2520-741-2206	275	34
2520-740-9631	249	14	2520-741-3266	276	42
2520-740-9634	254	4	2520-741-3282	276	33
2520-740-9635	248	20	2520-741-3283	275	27
2520-740-9643	243	23		275	37
2520-740-9645	244	4	2520-741-3284	276	1
2520-740-9662	1211	N/I	2520-742-3441	210	35

FEDERAL STOCK NUMBER	FIGURE NO	ITEM NO	FEDERAL STOCK NUMBER	FIGURE NO	ITEM NO
2520-741-3551	210	15	2520-930-7864	65	1
2520-741-3946	271	17	2520-941-5434	214	1
2520-741-3947	271	27	2520-951-7548	2210	N/I
2520-741-3950	271	1	2520-953-9907	54	13
2520-741-4251	271	50	2520-953-9908	55	25
2520-741-4252	271	25	2520-953-9909	54	11
2520-741-4253	271	63	2520-967-6281	275	1
2520-741-4255	271	34	2520-967-6282	276	1
2520-741-4258	271	49	2520-971-5015	40	2
2520-741-4259	271	18	2520-971-5016	40	1
2520-741-4260	271	43	2520-971-5017	44	6
2520-741-4261	271	30	2520-971-5019	45	3
2520-741-4262	271	55	2520-971-5020	45	8
2520-741-4263	271	8	2520-971-5021	44	5
2520-741-4265	271	35	2520-971-5022	45	11
2520-741-4386	271	52	2520-972-2636	262	17
2520-741-7085	2001	N/I	2520-973-4086	41	1
2520-741-7091	273	2	2520-999-7808	2001	N/I
2520-741-7951	56	11	2530-040-2186	308	2
2520-741-8034	109	14	2530-040-2218	18	24
2520-741-8957	277	34	2530-033-6029	78	1
2520-745-7685	209	6	2530-040-2219	102	33
2520-752-0956	46	8	2530-040-2220	102	37
2520-752-0957	46	7	2530-040-2221	105	2
2520-752-1096	47	6	2530-040-2225	102	14
2520-753-8742	214	10	2530-040-2229	100	10
2520-753-8746	214	8	2530-040-2271	73	6
2520-767-5433	267	40	2530-040-2272	85	12
2520-769-9003	2004	N/I	2530-040-2273	86	5
2520-770-3976	271	61		86	27
2520-772-6808	0607	N/I	2530-040-2293	103	1
2520-773-5601	276	18	2530-040-2315	307	9
2520-776-5214	23	3	2530-040-2401	76	1
2520-832-7000	57	8	2530-052-3683	77	17
2520-832-7018	0802	N/I	2530-052-3687	77	16
2520-832-7019	49	11	2530-062-9719	253	1
2520-832-7103	48	25		92	2
2520-832-7113	275	6	2530-072-4404	1411	N/I
2520-832-7114	275	5	2530-075-3329	103	1
2520-832-7115	275	3	2530-093-5597	94	10
2520-832-7122	2004	N/I		95	9
2520-832-7127	275	10	2530-117-9083	102	6
2520-832-7203	2001	N/I	2530-137-9275	1202	N/I
2520-832-7204	2001	N/I	2530-177-8051	1208	N/I
2520-832-7206	2001	N/I	2530-177-8199	166	3
2520-832-7774	55	12	2530-179-3637	76	27
2520-832-8235	55	11	2530-179-5705	84	6
2520-857-9659	45	10	2530-179-7123	90	7
2520-859-5967	277	46	2530-204-3622	79	14
	58	17	2530-211-6062	102	59
2520-864-3016	277	5	2530-211-6072	102	55
	58	10	2530-211-6073	108	10
2520-901-9682	60	1	2530-211-6078	108	13
2520-901-9683	63	1	2530-211-6084	102	50
2520-901-9684	63	1	2530-211-6111	101	10
2520-901-9691	59		2530-211-6129	94	9
2520-904-4557	61	28	2530-213-7395	82	7
2520-904-8106	62	1	2530-213-7478	108	14
2520-904-8107	61	28	2530-219-8983	102	21
2520-912-3668	0900	N/I	2530-219-8984	102	58
2520-921-0478	0900	N/I	2530-219-8984	102	58
2520-921-0478	210	15	2530-219-9480	102	60
2520-923-4233	210	35	2530-232-6020	79	26
2520-927-9388	53	24	2530-235-4756	128	5

FEDERAL STOCK NUMBER	FIGURE NO	ITEM NO	FEDERAL STOCK NUMBER	FIGURE NO	ITEM NO
2530-239-5663	103	1	2530-590-0230	1414	N/I
2530-246-7003	1208	N/I	2530-591-5830	1411	N/I
2530-264-0836	82	30	2530-591-5831	1411	N/I
	82	58	2530-592-5275	108	4
2530-270-3878	90	5	2530-603-5768	93	1
2530-270-8830	253	12	2530-626-3433	109	19
2530-272-8106	79	7	2530-626-8351	107	5
2530-273-9281	82	79	2530-627-9020	108	16
2530-277-2689	98	2	2530-656-4895	79	6
2530-278-6555	80	5	2530-689-9954	99	3
2530-287-5701	93	1	2530-692-6151	1414	N/I
2530-287-5702	93	1	2530-692-8405	274	63
2530-288-1889	71	37	2530-693-0581	3307	N/I
2530-289-7807	78	31	2530-693-0677	1407	N/I
2530-303-4923	101	10	2530-693-0679	78	12
2530-304-9412	107	1	2530-693-0680	78	29
2530-312-0539	58	1	2530-693-1029	94	5
2530-312-0808	71	32		95	11
2503-312-0812	71	32	2530-693-1896	69	17
2530-312-0815	71	32	2530-699-8471	49	12
2530-312-1583	78	6	2530-705-0032	82	42
2530-318-0912	227	16	2530-708-9558	101	14
2530-318-0949	3307	N/I	2530-711-4714	259	13
2530-318-0975	89	1	2530-734-6815	71	16
2530-318-0984	1204	N/I	2530-734-6816	71	16
2530-318-8205	103	1	2530-734-6819	67	12
2530-319-6002	85	15	2530-734-6880	70	7
2530-321-6375	78	27	2530-734-6953	73	5
2530-349-3631	308	8	2530-734-6954	73	7
2530-352-1897	82	65	2530-734-6971	71	33
2530-359-0808	82	67	2530-734-6974	71	44
2530-359-0928	82	68	2530-734-6978	71	22
2530-359-1014	82	20	2530-734-6979	71	28
2530-359-1162	94	5	2530-734-6982	71	0
	65	11	2530-734-6989	72	9
2530-367-3653	225	2	2530-734-6993	71	7
2530-367-3888	253	11		74	4
2530-367-4536	253	14	2530-734-6997	73	1
2530-367-4544	253	10	2530-734-8877	101	1
2530-367-4546	253	12	2530-734-8894	99	9
2530-367-4548	253	7	2530-734-8897	1401	N/I
2530-392-4204	82	73	2530-734-8898	100	1
2530-394-3033	1202	N/I	2530-734-8899	100	1
2530-394-3056	108	2	2530-735-1030	102	27
2530-397-6852	105	1	2530-735-1039	108	3
2530-397-6865	102	25	2530-735-1359	108	20
2530-403-5719	84	13	2530-735-1360	105	8
2530-421-9687	80	6	2530-735-1364	105	17
2530-422-7646	82	45	2530-735-1365	105	16
2530-422-7668	82	41	2530-735-3671	93	3
2530-422-7674	89	5	2530-735-5592	0607	N/I
2530-447-1148	2001	N/I	2530-736-8682	78	14
2530-454-5093	85	30	2530-736-8683	78	19
2530-457-1676	79	5	2530-736-9960	99	10
2530-461-3835	79	24	2530-736-9962	102	46
2530-463-1639	102	4	2530-736-9968	105	7
2530-513-1443	1002	N/I	2530-737-3325	137	3
2530-525-1350	102	1	2530-737-6680	82	15
2530-525-1351	108	1	2530-737-6681	82	70
2530-525-1352	1407	N/I	2530-737-6682	82	11
2530-534-9180	105	9	2530-737-6683	82	18
	108	6	2530-737-6689	82	1
2530-563-5531	78	2	2530-737-6694	82	10

FEDERAL STOCK NUMBER	FIGURE NO	ITEM NO	FEDERAL STOCK NUMBER	FIGURE NO	ITEM NO
2530-737-6695	82	31	2530-740-9493	85	37
2530-737-6696	82	29	2530-740-9495	85	16
2530-737-6727	82	33	2530-740-9496	85	17
2530-737-6728	82	26	2530-740-9497	86	22
2530-737-6733	82	52	2530-740-9502	86	14
2530-737-6734	82	3	2530-740-9553	126	4
2530-737-6735	82	19		95	23
2530-737-6736	82	37	2530-740-9556	95	19
2530-737-6738	82	25	2530-740-9810	210	16
2530-737-6740	82	4	2530-741-0843	82	82
2530-737-6742	82	8	2530-741-1070	81	2
2530-737-6743	82	13	2530-741-1075	102	29
2530-737-6744	82	48	2530-741-1102	103	6
2530-737-6745	82	57	2530-741-1135	61	3
2530-737-6747	82	40	2530-741-1147	83	40
2530-737-7792	253	16	2530-741-1148	83	54
2530-738-9061	93	3	2530-741-1149	83	37
2530-738-9493	93	2	2530-741-1150	82	53
2530-740-9194	102	41	2530-741-2377	102	4
2530-740-9280	103	19	2530-741-3037	1211	N/I
2530-740-9286	104	8	2530-741-3485	77	14
2530-740-9288	1411	N/I	2530-741-3493	83	58
2530-740-9295	103	8	2530-741-3932	225	1
2530-740-9313	81	1	2530-741-3937	1211	N/I
2530-740-9329	1204	N/I		2002	N/I
2530-740-9361	76	14	2530-753-3853	85	20
2530-740-9365	77	15	2530-753-9300	85	13
2530-740-9372	77	9	2530-768-4229	108	22
2530-740-9381	79	27	2530-769-6384	1407	N/I
2530-740-9382	79	4	2530-770-2383	101	3
2530-740-9387	210	25	2530-774-5285	87	2
2530-740-9388	95	16	2530-797-9224	73	10
2530-740-9390	94	14	2530-797-9339	79	21
2530-740-9395	94	11	2530-798-1210	128	2
	95	12	2530-799-1277	3307	N/I
2530-740-9445	90	5	2530-832-7005	86	26
2530-740-9446	85	27	2530-832-7011	57	16
2530-740-9448	5	2	2530-832-7013	49	1
	84	3	2530-832-7123	71	40
2530-740-9451	83	7	2530-844-8715	240	16
2530-740-9455	85	22	2530-854-3747	85	8
2530-740-9457	85	23	2530-854-4457	85	11
2530-740-9462	86	20		89	1
2530-740-9464	85	32	2530-863-3155	88	1
2530-740-9465	86	21	2530-864-2990	79	8
2530-740-9468	85	28	2530-874-3284	0607	N/I
2530-740-9470	86	9	2530-886-5872	0607	N/I
2530-740-9471	86	8	2530-898-0224	1208	N/I
2530-740-9474	83	32		1211	N/I
2530-740-9475	83	26	2530-908-8162	83	1
2530-740-9476	83	40	2530-920-7568	80	6
2530-740-9477	83	54	2530-925-0139	79	20
2530-740-9478	83	21	2530-927-9387	71	28
2530-740-9479	83	37	2530-930-0744	1407	N/I
2530-740-9480	83	37	2530-930-1543	76	18
2530-740-9481	83	12	2530-932-4994	85	33
2530-740-9482	83	56	2530-933-4941	128	5
2530-740-9483	83	53	2530-941-6215	1411	N/I
2530-740-9484	83	55	2530-964-3417	104	26
2530-740-9485	83	42	2530-971-5025	104	35
2530-740-9486	1208	N/I	2530-971-5026	104	28
2530-740-9487	85	3	2530-971-5027	104	36
2530-740-9488	85	35	2530-999-8591	77	3

## Federal Stock Number Cross-Reference to Figure and Item Number-Continued

FEDERAL STOCK NUMBER	FIGURE NO	ITEM NO	FEDERAL STOCK NUMBER	FIGURE NO	ITEM NO
2540-010-1851	303	38	2540-420-5008	141	11
2540-020-8591	299	25	2540-442-5918	119	3
2540-039-7804	3303	N/I	2540-456-1011	131	23
2540-039-7809	3303	N/I		149	23
2540-039-8086	304	27	2540-459-3185	284	15
2540-039-8223	303	68	2520-459-3194	18	16
2540-039-8247	295	1	2540-472-1696	146	5
2540-039-8364	303	87	2540-505-6722	278	2
2540-039-8392	3305	N/I	2540-513-9806	140	10
2540-039-8393	3305	N/I	2540-521-6179	151	22
2540-039-8394	3305	N/I	2540-533-3409	130	22
2540-039-8395	3305	N/I	2540-541-6517	271	57
2540-039-8396	3305	N/I	2540-562-0422	130	7
2540-039-8397	3305	N/I	2540-653-5409	3303	N/I
2540-040-1968	2201	N/I	2540-567-3282	140	11
2540-040-2308	125	3	2540-570-1443	1810	N/I
2540-047-3926	112	1	2540-570-1468	3303	N/I
2540-049-4199	303	20	2540-570-1469	302	1
2540-050-0810	282	2	2540-592-1823	151	21
2540-052-0828	1313	N/I	2540-604-5775	2001	N/I
2540-054-7201	282	7	2540-621-2565	130	6
2540-057-1642	18	23	2540-621-2591	131	22
2540-063-4730	200	2	2540-622-3941	131	6
2540-064-6589	1810	N/I	2540-622-3948	141	9
2540-075-2386	304	68	2540-622-7743	141	4
2540-075-2387	304	70	2540-622-7757	151	19
2540-075-2388	304	69	2540-623-5520	140	8
2540-087-3463	303	35	2540-626-2467	274	16
2540-103-5782	168	12	2540-627-5992	141	14
2540-104-2222	295	12	2540-640-2267	282	1
2540-115-2565	10	24	2540-653-6779	140	14
2540-134-5021	140	1	2540-679-1421	168	11
2540-169-5732	295	1	2540-679-1422	166	6
2540-177-7852	151	2		167	9
2540-177-7876	133	27		168	6
2540-177-8312	129	17	2540-679-1444	164	9
2540-177-9137	151	18	2540-679-1445	164	1
2540-179-3495	131	5	2540-679-1446	169	13
2540-179-5709	149	24	2540-679-1447	163	9
2540-179-7094	151	15	2540-679-1449	164	8
2540-197-5347	3305	N/I	2540-692-8819	3303	N/I
2540-200-1296	301	2	2540-692-8820	301	1
2540-200-1911	278	2	2540-692-9101	165	10
2540-222-8992	164	16	2540-693-0602	130	38
2540-231-0213	164	15	2540-693-0603	130	38
2540-231-7481	113	12	2540-693-0605	1806	N/I
2540-231-7487	113	1	2540-693-0606	1806	N/I
2540-235-1841	299	38	2540-693-0634	112	11
2540-235-4379	162	15	2540-693-0676	111	7
2540-272-7965	307	3	2540-693-3404	300	2
2540-301-7269	3303	N/I	2540-704-4253	112	9
2540-312-2017	304	4	2540-707-0724	168	13
2540-318-0114	2210	N/I	2540-709-5879	133	10
2540-318-0149	3303	N/I		135	7
2540-351-0145	150	3		136	13
2540-377-4877	152	13	2540-715-7407	149	31
2540-401-1440	300	1	2540-730-6633	166	7
2540-402-2157	281	2		167	15
2540-408-4618	138	3	2540-735-4014	297	1
2540-408-4660	133	16	2540-735-5715	303	N/I
2540-409-8891	143	1	2540-735-5719	302	2
2540-409-8939	138	4	2540-737-2703	283	11
2540-420-5007	140	7	2540-737-2723	279	1



FEDERAL STOCK NUMBER	FIGURE NO	ITEM NO	FEDERAL STOCK NUMBER	FIGURE NO	ITEM NO
2540-737-2790	151	23	2540-770-0402	330	3
2540-737-3265	10	18	2540-770-3227	278	3
2540-737-3276	130	36	2540-770-3429	281	1
2540-737-3277	130	36	2540-776-1059	301	3
2540-737-3283	130	9	2540-788-5637	284	10
2540-737-3286	1801	N/I	2540-821-2277	112	10
2540-737-3298	1801	N/I	2540-832-7160	2001	N/I
2540-737-3306	140	4	2540-832-7162	270	41
2540-737-3307	141	1	2540-857-2755	151	28
2540-737-3308	140	5	2540-857-6332	149	28
2540-737-3309	140	6	2540-857-6344	1810	N/I
2540-737-3311	141	15	2540-860-0516	278	2
2540-737-3312	141	12	2540-860-0520	151	15
2540-740-9019	255	14	2540-860-0522	151	15
2540-740-9075	229	1	2540-860-2355	280	1
2540-740-9150	208	19	2540-860-2356	280	3
	209	20	2540-860-2357	280	4
	213	17	2540-860-2358	280	2
	215	17	2540-891-7830	279	17
2540-740-9205	2001	N/I	2540-914-4706	295	19
2540-740-9215	149	1	2540-921-0481	112	5
2540-740-9423	283	1	2540-924-5223	3303	N/I
2540-740-9443	84	7	2540-930-2716	150	6
2540-740-9529	1501	N/I	2540-930-3139	150	1
2540-740-9617	127	1	2540-930-6580	2001	N/I
2540-740-9679	278	3	2540-930-9102	282	8
	281	1	2540-933-6262	284	2
2540-740-9681	278	2	2540-933-6263	284	4
2540-740-9718	2210	N/I	2540-933-6868	284	12
2540-740-9825	244	6	2540-933-6869	284	8
2540-740-9873	1211	N/I	2540-933-6870	284	11
2540-740-9952	218	8	2540-939-7105	3303	N/I
2540-740-9954	215	2	2540-952-7034	283	5
2540-740-9980	215	1	2540-953-0110	303	42
2540-741-0714	130	5		304	43
2540-741-0715	130	31	2540-953-0111	304	1
2540-741-1088	214	9		301	71
2540-741-3422	10	5	2540-960-3617	303	24
2540-752-0358	304	7	2540-960-3619	304	14
2540-752-0971	5	1	2540-960-3622	303	10
	84	4	2540-960-3627	303	13
2540-752-1596	111	7	2540-960-3629	303	6
2540-752-4078	303	62	2540-960-3630	303	1
2540-752-5172	0608	N/I	2540-960-3632	3303	N/I
2540-752-9238	10	6	2540-960-4060	133	7
2540-753-7382	3303	N/I	2540-971-1488	114	20
2540-753-8726	209	29	2540-972-2642	200	1
2540-753-9112	10	33	2540-977-2661	3305	N/I
2540-753-9114	10	25	2540-981-2758	1503	N/I
2540-753-9130	10	26	2540-999-6467	1810	N/I
2540-753-9214	129	4	2541-933-8645	281	1
2540-753-9222	135	3	2570-407-2617	159	5
	136	17	2590-017-9779	0312	N/I
2540-753-9669	129	21	2590-040-2075	129	27
2540-753-9695	18	42	2590-040-2187	36	16
2540-753-9697	282	5	2590-040-2288	272	3
2540-754-0419	130	33	2590-045-4202	258	8
2540-757-9946	3303	N/I	2590-045-4204	258	6
2540-766-3330	184	3	2590-045-4205	258	4
2540-769-8297	120	23	2590-045-4206	258	10
2540-770-0242	303	74	2590-052-0110	255	21
	3303	N/I	2590-059-5371	269	7

FEDERAL STOCK NUMBER	FIGURE NO	ITEM NO	FEDERAL STOCK NUMBER	FIGURE NO	ITEM NO
2590-059-5380	255	1	2590-253-7230	34	12
2590-060-7229	2210	N/I	2590-262-7572	264	11
2590-060-7236	38	13	2590-262-9929	2210	N/I
2590-064-3691	259	4	2590-282-8280	303	51
2590-065-9641	2210	N/I	2590-287-8126	227	18
2590-069-3047	264	22	2590-287-8212	231	10
2590-073-3163	38	1	2590-287-8679	216	3
	39	2	2590-291-9756	229	3
2590-080-7529	255	8	2590-322-2548	39	1
2590-086-7459	255	11	2590-333-1590	19	2
2590-086-7460	256	15	2590-338-1673	0609	N/I
2590-087-9187	270	13		135	35
2590-087-9196	268	18		136	28
2590-088-4924	2210	N/I	2590-342-6535	250	2
2590-088-4925	2210	N/I	2590-349-3652	308	4
2590-088-4926	2210	N/I	2590-369-8869	240	2
2590-088-4927	2210	N/I	2590-369-8871	242	33
2590-089-4782	39	1	2590-374-0826	34	5
2590-089-6193	270	1	2590-384-0570	34	2
2590-101-5594	255	22	2590-400-7052	220	4
2590-102-9813	241	2		221	11
2590-115-4341	122	3	2590-404-0752	215	14
2590-118-5551	208	9	2590-404-5921	221	4
2590-118-5554	259	23	2590-418-0887	215	7
2590-118-8694	269	10	2590-442-5900	162	6
2590-121-0707	208	2	2590-442-5918	1810	N/I
2590-133-0987	262	18	2590-443-4847	270	40
2590-133-0988	270	20	2590-445-6635	38	13
2590-134-1121	256	2	2590-449-5059	265	31
2590-135-6535	267	21	2590-473-6331	133	1
2590-135-6537	270	26	2590-494-9520	247	14
2590-135-6566	245	1	2590-504-8913	259	9
2590-136-4759	264	20	2590-504-8923	257	12
2590-177-7826	240	7		261	9
2590-177-7830	260	14	2590-504-8929	260	15
2590-177-8220	18	35	2590-504-8930	255	5
2590-177-9186	243	19	2590-504-8999	2001	N/I
2590-177-9187	239	7	2590-504-9030	263	1
2590-177-9194	256	6	2590-504-9033	0608	N/I
2590-177-9196	257	10		267	9
	261	11	2590-504-9035	0608	N/I
2590-177-9225	239	17		267	12
2590-177-9266	264	25	2590-504-9037	259	22
2590-178-1036	28	12	2590-504-9038	264	15
	29	7	2590-504-9039	268	15
2590-179-3421	239	5	2590-504-9060	0609	N/I
	247	21		267	11
2590-179-3540	213	6	2590-504-9066	262	1
2590-179-3541	230	7	2590-506-8450	218	6
2590-179-5581	269	1	2590-508-4592	19	10
2590-179-7053	256	1	2590-512-9224	102	9
2590-215-4048	34	3	2590-513-5786	227	1
2590-220-5106	202	1	2590-513-5787	227	11
2590-221-4824	269	6	2590-513-5788	227	19
2590-221-4825	250	4	2590-522-1174	259	7
2590-224-7969	39	1	2590-522-1175	259	10
2590-226-2347	215	18	2590-522-1177	259	19
2590-231-7484	174	29	2590-522-1216	270	19
2590-235-1895	212	1	2590-522-1447	268	4
2590-235-4362	271	42	2590-522-1449	270	14
2590-235-4400	260	18	2590-522-1467	270	25
2590-245-8143	244	12	2590-523-4235	257	8
2590-253-7229	34	4		261	13

Federal Stock Number Cross-Reference to Figure and Item Number-Continued

FEDERAL STOCK NUMBER	FIGURE NO	ITEM NO	FEDERAL STOCK NUMBER	FIGURE NO	ITEM NO
2590-523-4305	257	15	2590-693-3389	3303	N/I
	261	7	2590-693-3390	3303	N/I
2590-533-3386	2001	N/I	2590-693-3730	0608	N/I
2590-533-3388	268	23	2590-693-4173	19	15
2590-533-3395	263	8	2590-693-4176	27	3
2590-533-3396	270	45	2590-693-4180	303	77
2590-533-3399	262	7		37	1
2590-533-3400	2001	N/I	2590-693-4182	0608	N/I
2590-536-4828	0608	N/I	2590-693-4185	39	1
2590-561-6104	0613	N/I	2590-693-4186	39	1
2590-561-6105	0613	N/I	2590-693-4187	39	1
2590-563-4641	230	11	2590-693-4188	39	1
2590-569-8942	216	3	2590-693-4189	39	1
2590-575-2654	293	3	2590-693-4191	39	1
2590-592-1165	293	2	2590-693-4192	39	1
2590-593-1853	231	12	2590-695-5164	3303	N/I
2590-594-5916	293	6	2590-695-8835	301	9
2590-594-5919	293	2	2590-706-9076	243	24
2590-597-4075	227	7	2590-711-5824	303	52
2590-602-0503	267	13	2590-729-7088	2001	N/I
2590-606-8504	0611	N/I	2590-732-7581	247	1
2590-607-3522	2210	N/I	2590-735-0593	0609	N/I
2590-607-3523	2210	N/I	2590-735-1272	0611	N/I
2590-607-3524	293	7		102	13
2590-608-2267	293	4	2590-735-5938	0613	N/I
2590-608-5604	3307	N/I	2590-736-8523	2210	N/I
2590-612-2181	34	1	2590-737-3216	34	6
2590-622-7730	136	27	2590-737-3246	303	78
2590-627-6856	247	10		37	2
2590-627-8310	149	12		38	12
2590-630-5480	293	4	2590-739-7744	38	5
2590-633-9848	293	8	2590-740-0714	293	1
2590-639-8597	2210	N/I	2590-740-9026	235	8
2590-641-6405	208	8	2590-740-9050	227	14
2590-644-7716	308	3	2590-740-9051	227	17
2590-652-5548	208	22	2590-740-9089	230	14
	209	17	2590-740-9100	266	10
	215	20	2590-740-9199	240	3
2590-659-7754	166	9		242	42
2590-678-8312	293	4	2590-740-9231	229	4
2590-678-8313	293	4	2590-740-9267	9	9
2590-678-8314	293	4	2590-740-9565	210	22
2590-678-8316	293	4		259	26
2590-678-8325	293	3	2590-740-9591	209	37
2590-678-8327	293	3	2590-740-9629	249	10
2590-678-8328	293	3	2590-740-9653	237	7
2590-678-8329	293	3	2590-740-9655	251	1
2590-678-8330	293	3	2590-740-9663	216	23
2590-678-8331	293	3	2590-740-9683	246	15
2590-678-8336	293	3	2590-740-9685	209	39
2590-679-1423	162	20	2590-740-9695	211	11
2590-679-1424	170	14	2590-740-9707	293	8
2590-679-9648	2001	N/I	2590-740-9708	220	N/I
2590-692-6146	240	13	2590-740-9709	293	4
2590-692-6149	237	17	2590-740-9710	293	4
2590-692-6173	2001	N/I	2590-740-9711	293	1
2590-692-6174	2001	N/I	2590-740-9712	293	1
2590-692-6175	2001	N/I	2590-740-9713	293	1
2590-692-6177	2001	N/I	2590-740-9715	293	1
2590-693-0667	9	7	2590-740-9716	293	1
2590-693-3382	3303	N/I	2590-740-9717	293	6
2590-693-3383	3303	N/I	2590-740-9721	2210	N/I
2590-693-3384	3303	N/I	2590-740-9727	209	3

Federal Stock Number Cross-Reference to Figure and Item Number-Continued

FEDERAL STOCK NUMBER	FIGURE NO	ITEM NO	FEDERAL STOCK NUMBER	FIGURE NO	ITEM NO
2590-740-9729	211	2	2590-795-1690	3303	N/I
2590-740-9746	242	25	2590-808-6072	20	2
2590-740-9781	242	35	2590-826-5202	264	24
2590-740-9782	243	26	2590-826-5203	264	6
2590-740-9800	209	35	2590-826-5204	267	27
2590-740-9807	211	10	2590-826-5604	270	48
	255	27	2590-826-5605	270	30
	258	3	2590-826-5606	270	24
2590-740-9821	260	6	2590-826-5607	270	23
2590-740-9823	210	33	2590-826-5609	2001	N/I
	260	10	2590-826-5630	257	9
2590-740-9841	240	13		261	12
2590-740-9847	2001	N/I	2590-831-6271	2210	N/I
2590-740-9868	2210	N/I	2590-831-6273	2210	N/I
2590-740-9869	2210	N/I	2590-832-7166	2001	N/I
2590-740-9912	273	4	2590-832-7169	2001	N/I
2590-740-9925	216	15	2590-832-7171	2001	N/I
2590-740-9929	212	17	2590-832-7175	2001	N/I
	219	16	2590-832-7178	2001	N/I
2590-740-9934	216	35	2590-832-7201	2001	N/I
2590-740-9936	216	24	2590-832-7202	2001	N/I
2590-740-9945	219	2	2590-832-7205	2001	N/I
2590-740-9951	218	16	2590-832-7207	2001	N/I
2590-740-9953	218	7	2590-832-9019	270	54
2590-741-1121	212	4	2590-849-4931	293	3
2590-741-1122	208	1	2590-857-2782	255	23
2590-741-1125	212	6	2590-858-5681	2210	N/I
2590-741-1152	212	21	2590-858-5682	2210	N/I
2590-741-1161	213	12	2590-858-5683	2210	N/I
2590-741-1170	213	1	2590-860-7341	209	16
2590-741-2380	2001	N/I	2590-860-9076	114	5
2590-741-4254	271	20	2590-860-9077	114	16
2590-741-4256	271	7	2590-860-9078	114	15
2590-741-4266	271	32	2590-870-9937	122	15
2590-741-4267	271	19	2590-893-4211	263	6
2590-752-0597	9	8	2590-895-3424	210	29
2590-752-1492	34	7		259	29
2590-752-9235	10	12	2590-900-1640	35	2
2590-753-8706	208	21	2590-903-4809	2210	N/I
	209	18	2590-911-5628	9	9
	213	19	2590-911-5653	38	13
	215	19	2590-911-7623	39	1
2590-753-8727	209	31	2590-912-18	2210	N/I
2590-753-8793	2210	N/I	2590-912-3106	2210	N/I
2590-753-8794	2210	N/I	2590-912-3110	0312	N/I
2590-753-9135	10	23	2590-919-2915	209	34
2590-753-9504	36	18	2590-925-8003	144	1
2590-753-9545	135	46	2590-925-8151	1810	N/I
	23	9	2590-930-3530	303	40
2590-766-3327	174	35	2590-930-3532	303	41
2590-770-0353	299	31	2590-930-3533	304	65
	303	43	2590-930-9254	2001	N/I
2590-772-8814	0608	N/I	2590-933-9578	267	43
2590-774-4284	2210	N/I	2590-933-9579	255	29
2590-786-0194	106	4	2590-933-9580	229	6
2590-786-4652	239	4	2590-933-9581	267	1
2590-790-2288	122	11	2590-933-9582	267	45
2590-790-2289	122	13	2590-933-9583	267	44
2590-790-2290	122	1		268	20
2590-790-2291	122	12	2590-933-9584	268	1
2590-790-2292	122	7	2590-933-9585	264	1
2590-790-2293	122	10	2590-933-9586	267	6
2590-794-8206	122	10	2590-933-9587	270	6
2590-794-8206	0609	N/I	2590-933-9587	270	6

FEDERAL STOCK NUMBER	FIGURE NO	ITEM NO	FEDERAL STOCK NUMBER	FIGURE NO	ITEM NO
2590-937-0400	249	13	2815-995-1811	4701	N/I
2590-937-0472	239	3	2840-806-7798	1411	N/I
2590-937-0475	249	16	2910-031-9083	298	5
2590-937-1164	264	21	2910-073-0148	8	1
2590-937-8731	254	21	2910-073-0149	8	1
2590-944-6210	0312	N/I	2910-073-0165	0306	N/I
2590-944-6252	295	10		303	54
2590-951-1850	257	4	2910-141-9758	8	2
2590-951-7547	2210	N/I	2910-203-3322	298	3
2590-951-7549	2210	N/I	2910-269-3464	0311	N/I
2590-970-1202	238	1	2910-314-0305	3303	N/I
2590-971-5023	0312	N/I	2910-314-0306	3303	N/I
2590-971-5024	0312	N/I	2910-314-0323	3303	N/I
2590-972-2614	0613	N/I	2910-424-1147	166	17
2590-972-2632	261	8		167	26
2590-972-2633	202	2	2910-532-3160	9	12
2590-972-2634	257	14	2910-569-2681	0306	N/I
2590-972-2635	257	6	2910-679-9721	297	9
	267	15	2910-699-8475	9	3
2590-972-2637	272	5	2910-699-8476	10	17
2590-972-2638	257	1		9	2
2590-972-2639	261	1	2910-719-1233	8	1
2590-972-2640	264	27	2910-735-4014	301	4
2590-972-2641	264	17	2910-737-6147	0306	N/I
2590-972-2643	267	48		307	14
2590-972-2644	267	30	2910-740-9271	10	1
2590-972-2649	231	4	2910-740-9307	7	18
2590-973-0705	293	9	2910-740-9309	7	17
2590-974-9670	258	11	2910-740-9402	8	7
2590-994-7495	303	70	2910-740-9419	8	12
2590-998-4711	208	14	2910-740-9420	8	1
2590-999-5434	267	2	2910-741-3711	297	3
2590-999-8590	0312	N/I	2910-741-3776	297	6
2610-051-9450	96	2	2910-741-3777	297	10
2610-051-9454	96	2	2910-741-3778	297	4
2610-051-9464	96	2	2910-752-9138	8	4
2610-051-9614	237	18	2910-753-9072	33	4
2610-204-2545	96	1	2910-753-9133	10	34
2610-262-8653	96	1	2910-753-9391	89	7
2610-540-4725	96	1	2910-773-4004	3303	N/I
2620-051-5306	0701	N/I	2910-785-6338	172	6
2640-050-1229	96	3	2910-901-9686	8	1
2640-060-3550	96	4	2910-911-5636	0306	N/I
2640-200-1934	97	1	2910-937-5076	0311	N/I
2805-135-8987	2	2	2910-972-2612	8	1
2805-532-9054	231	13	2910-972-2613	8	1
2805-621-2527	307	24	2910-974-7581	0306	N/I
2805-724-9335	1	2	2910-974-7611	0306	N/I
2805-737-6157	3	5	2920-133-9629	0607	N/I
2805-737-6158	3	2	2920-706-1110	35	3
2805-737-6159	3	4	2920-714-6128	0607	N/I
2805-737-6200	15	16	2920-734-6802	78	7
	2	2	2920-737-6366	16	3
2805-741-8965	0501	N/I	2920-796-2655	0607	N/I
2805-973-4975	1	1	2920-800-7218	16	6
2810-200-1635	166	11	2920-952-1989	38	15
	167	21	2920-965-6859	38	15
2815-045-6865	1	2	2920-972-2598	38	15
2815-239-5819	1	1	2930-021-6583	0501	N/I
2815-457-1982	1	2	2930-045-4201	136	23
2815-781-7871	1	1	2930-064-3925	14	19
2815-937-3082	14	20	2930-064-3926	14	11
	2	2	2930-080-7637	0501	N/I

Federal Stock Number Cross-Reference to Figure and Item Number-Continued

FEDERAL STOCK NUMBER	FIGURE NO	ITEM NO	FEDERAL STOCK NUMBER	FIGURE NO	ITEM NO
	1802	N/I		12	14
2930-169-5759	14	5	2990-734-8828	11	3
2930-177-7846	0501	N/I	2990-734-8829	11	20
2930-236-0562	0501	N/I	2990-734-8833	11	18
2930-237-6154	15	4	2990-734-8834	11	14
2930-700-7965	1801	N/I	2990-734-8838	11	9
2930-737-5656	15	1	2990-734-8839	11	9
2930-737-5658	14	26	2990-740-1017	3303	N/I
	15	21	2990-741-1057	11	12
2930-741-1061	14	1	2990-741-1059	12	7
	15	2	2990-741-1060	12	7
2930-752-1975	2004	N/I	2990-741-1093	11	9
	23	25	2990-741-1095	11	5
2930-832-7014	14	4	2990-741-1096	11	9
	15	6	2990-741-3235	11	11
2930-919-2875	0501	N/I		12	8
2930-972-2597	14	5	2990-752-9294	15	22
2930-972-2601	14	14	2990-795-0204	296	4
2930-974-7408	14	13	2990-808-6905	272	6
2940-018-5296	6	16	2990-925-3966	13	5
2940-740-8773	301	6	2990-925-3967	13	4
	303	69	2990-925-3968	13	1
2940-740-9144	7	6	2990-925-3975	13	19
2940-740-9300	7	15	2990-937-0473	240	20
2940-740-9303	7	3	2990-944-6981	13	6
2940-740-9304	7	1	2990-972-2594	12	4
2940-740-9305	7	2	2990-972-2600	6	17
2940-740-9306	7	5	2990-972-2605	12	12
2940-909-2453	6	2	2990-972-2610	12	2
2940-911-5631	6	24	2990-972-2611	12	4
2940-911-5658	6	34	2990-983-0055	304	12
2940-918-9641	6	2	3010-530-8321	2001	N/I
2940-972-2596	6	2	3020-415-1479	174	21
2940-972-2602	6	20	3020-484-5831	213	4
2940-972-2603	6	23	3020-971-5018	44	3
2940-972-2606	6	6	3030-165-5598	149	2
2940-972-2608	6	14	3040-143-6390	255	2
2940-974-9669	6	31	3040-231-0221	174	16
2950-126-8009	274	46	3040-231-7470	174	2
2990-040-2333	11	2		174	22
2990-056-4798	12	16	3040-237-3689	277	26
2990-073-0150	0401	N/I	3040-240-9254	76	17
2990-073-0151	0401	N/I	3040-255-5700	258	2
2990-073-0152	0401	N/I	3040-371-5584	10	2
2990-121-6184	13	20	3040-409-4021	158	15
2990-131-6151	0312	N/I	3040-419-9431	174	11
2990-213-1279	294	1	3040-421-3966	162	133
2990-225-8325	0401	N/I	3040-489-6022	266	21
2990-225-8326	12	3	3040-741-1174	2001	N/I
2990-291-7475			3110-100-0226	240	15
	11	19		241	3
	12	11	3110-100-0236	249	12
2990-294-2257	11	20	3110-100-0263	69	9
2990-374-8308	3303	N/I	3110-100-0302	240	14
2990-374-8333	296	1		241	11
2990-385-7997	0401	N/I	3110-100-0305	249	11
2990-591-7696	11	9	3110-100-0321	69	10
2990-649-9484	0401	N/I	3110-100-0329	68	2
2990-658-9563	11	8	3110-100-0560	240	11
2990-699-8480	2004	N/I	3110-100-0569	243	6
2990-699-8482	2004	N/I	3110-100-0583	69	18
2990-734-8826	11	10	3110-100-0603	56	18
	12	9	3110-100-0608	70	9

FEDERAL STOCK NUMBER	FIGURE NO	ITEM NO	FEDERAL STOCK NUMBER	FIGURE NO	ITEM NO
3110-100-0645	68	3		94	17
3110-100-0649	126	11		95	21
	94	4	3110-227-3074	274	67
	95	5	3110-227-3080	239	8
3110-100-0799	276	30	3110-227-3229	218	4
3110-100-0960	56	24	3110-227-3245	212	15
3110-100-3556	240	10		219	15
	249	17	3110-227-3253	218	28
3110-100-3566	243	5	3110-227-3255	220	8
3110-100-3568	2001	N/I	3110-227-3381	269	8
3110-100-3636	56	19	3110-227-3401	45	4
3110-100-3647	70	10	3110-227-4832	102	23
3110-100-6152	82	69	3110-277-0119	277	37
3110-100-6153	102	22	3110-277-0406	102	28
	230	4	3110-277-0476	216	5
3110-100-6155	275	28	3110-278-6916	239	20
3110-100-6158	212	26	3110-278-6917	239	19
3110-100-6159	107	7	3110-294-1834	5	31
	218	19	3110-350-5407	70	11
	227	6	3110-350-7384	271	13
3110-100-6168	236	7	3110-516-5490	271	36
3110-101-1799	239	9		274	34
3110-107-7556	250	14	3110-516-5491	248	16
3110-108-8002	271	33	3110-554-3411	264	13
3110-112-6565	43	15	3110-554-3468	264	9
	44	15	3110-554-3899	267	28
3110-114-6001	236	18	3110-554-3929	210	6
3110-117-0695	43	1		259	16
	44	1	3110-554-5302	222	10
3110-120-3326	221	8		236	15
3110-120-4367	213	3		268	6
3110-120-4371	271	21		271	6
3110-142-0231	102	16	3110-554-5719	275	11
3110-142-4364	276	31	3110-554-6149	274	41
3110-142-4390	126	10	3110-555-5337	54	7
	94	12	3110-740-9809	210	3
	95	13	3110-740-9896	218	18
3110-143-7524	56	23	3110-741-1123	212	25
3110-144-8518	274	56	3110-741-1133	61	7
3110-144-8526	237	14	3110-787-6523	61	15
3110-144-8547	56	9	3110-902-1686	274	44
3110-144-8671	271	16	3110-902-3757	244	3
3110-155-6433	45	2	3110-902-3777	244	13
3110-155-6679	259	6	3110-948-9796	209	4
3110-155-6741	13	11	3110-961-9033	276	27
	44	11	3110-965-9908	267	20
3110-155-6742	54	16	3120-090-5968	45	7
3110-155-6745	2001	N/I	3120-303-4977	68	5
3110-155-6755	54	9	3120-350-2603	102	51
3110-155-6760	45	23	3120-383-4792	68	12
3110-155-7423	262	6	3120-383-4793	68	5
	263	7	3120-404-3206	255	4
3110-156-4689	231	5	3120-509-8270	256	10
3110-157-0531	212	28	3120-516-7516	2004	N/I
3110-158-6011	70	3	3120-537-0614	71	14
3110-159-9390	69	19	3120-661-9026	213	22
3110-183-6723	274	52	3120-662-3370	69	23
3110-183-9164	48	3	3120-726-7643	241	12
3110-186-5037	5	20	3120-735-1362	105	13
3110-195-0458	54	20	3120-736-9961	101	8
3110-195-0460	69	22	3120-737-3115	274	49
3110-198-1080	212	5	3120-740-9299	228	10
3110-198-1468	126	6	3120-740-9656	240	5

Federal Stock Number Cross-Reference to Figure and Item Number-Continued

FEDERAL STOCK NUMBER	FIGURE NO	ITEM NO	FEDERAL STOCK NUMBER	FIGURE NO	ITEM NO
3120-740-9666	216	9	4010-165-5596	149	42
	217	14	4010-274-5170	2001	N/I
3120-740-9729	256	11	4010-274-6817	2001	N/I
3120-740-9743	247	16	4010-274-6840	2001	N/I
3120-740-9744	243	25	4010-285-4208	2001	N/I
3120-740-9745	243	18	4010-286-5535	2001	N/I
3120-740-9747	240	4	4020-240-2159	279	18
	242	43	4030-163-0802	2001	N/I
3120-740-9800	210	12	4030-227-0445	185	5
	260	7	4030-270-5436	0609	N/I
3120-740-9904	222	5	4030-350-8963	2001	N/I
3120-740-9949	2001	N/I	4030-740-9522	110	2
3120-740-9958	218	29		111	5
3120-740-9978	220	1	4030-740-9864	250	18
	221	5	4210-293-5912	82	77
3120-741-1156	212	13	4210-933-2929	186	1
3120-741-1164	213	7		205	1
3120-753-8656	274	66	4240-350-9056	278	4
3120-770-2941	123	13	4240-594-8032	278	4
3120-774-0722	84	10	4320-509-1936	237	11
3130-227-4054	224	6	4320-692-6188	2001	N/I
3439-792-8204	0900	N/I	4320-692-6189	2001	N/I
3443-795-0663	2604	N/I	4320-749-9847	237	1
3443-795-0860	2604	N/I	4320-875-1514	236	6
3805-354-8925	242	17	4330-057-5555	202	5
3805-355-2100	62	8	4520-318-7547	296	23
3810-110-9767	246	4	4520-678-2438	164	11
3810-110-9768	246	5	4520-678-7768	304	20
3810-353-1982	49	9	4520-790-8417	303	8
3810-353-1983	49	13	4710-162-1019	110	10
3810-873-4411	241	16		2004	N/I
3810-893-6529	241	9	4710-162-1022	2001	N/I
3820-354-9390	237	4	4710-177-8376	272	9
3820-831-4159	237	8	4710-177-8407	84	11
3830-179-6635	162	7	4710-200-0306	2004	N/I
3830-316-7635	239	12	4710-218-5691	1204	N/I
3830-316-7638	243	3	4710-245-8339	299	6
3830-316-7639	243	14	4710-277-3527	0802	N/I
3830-328-8862	216	6	4710-277-4508	1208	N/I
3830-506-8451	217	3	4710-277-4534	92	1
3830-546-4762	2001	N/I		92	4
3830-625-4460	237	10		92	8
3830-625-6281	2001	N/I	4710-277-5524	3303	N/I
3830-625-6282	243	20		165	1
3830-625-6283	243	27		165	3
3830-679-0732	250	6		165	5
3830-699-6379	210	26		165	7
3830-710-6868	248	17		165	16
3830-740-9794	249	4		282	12
3830-740-9865	246	6	4710-277-5526	303	75
3830-832-7168	2001	N/I		304	76
3830-832-7176	2001	N/I	4710-277-5527	1208	N/I
3830-832-7179	2001	N/I		3305	N/I
3830-855-5761	247	3	4710-277-5529	3305	N/I
3930-333-0039	237	12	4710-277-7748	1208	N/I
3930-359-4748	237	21	4710-289-2913	0609	N/I
3950-260-4071	49	6		2001	N/I
3950-318-3084	3303	N/I	4710-485-9648	85	24
3950-623-6954	240	9	4710-493-9048	276	36
3950-706-2465	236	3	4710-595-1824	1411	N/I
4010-129-3221	112	16	4710-639-9879	2001	N/I
4010-129-6046	2001	N/I	4710-899-7893	6	10
4010-149-5583	149	3	4710-900-8592	83	17



Federal Stock Number Cross-Reference to Figure and Item Number-Continued

FEDERAL STOCK NUMBER	FIGURE NO	ITEM NO	FEDERAL STOCK NUMBER	FIGURE NO	ITEM NO
4720-051-0663	0501	N/I		3305	N/I
4720-087-4172	104	7	4730-014-2433	1208	N/I
4720-143-8901	1407	N/I		272	12
	1411	N/I	4730-014-2435	0501	N/I
4720-177-5787	270	49		82	51
4720-189-9715	2001	N/I	4730-014-2437	3305	N/I
4720-200-0369	3303	N/I	4730-014-3970	53	27
4720-203-1159	2001	N/I	4730-014-4074	271	45
4720-203-2668	282	11	4730-014-4574	236	27
4720-203-9515	83	3	4730-018-9566	2001	N/I
4720-223-8735	15	11		60	7
4720-235-4125	3305	N/I		61	4
4720-235-4133	301	5		62	12
4720-238-8304	1211	N/I		82	38
4720-289-2308	104	2	4730-019-3450	2001	N/I
4720-289-2618	2001	N/I	4730-042-6318	106	2
4720-289-4474	1411	N/I		209	40
4720-313-7556	3303	N/I	4730-044-4040	307	22
4720-318-0974	57	14	4730-044-4655	270	10
4720-319-6002	1208	N/I		271	24
4720-482-8956	165	13	4730-044-4688	262	4
4720-528-2940	2001	N/I		267	46
4720-528-2947	2001	N/I		268	12
4720-535-1994	3303	N/I	4730-044-4692	2001	N/I
4720-535-7615	3303	N/I	4730-045-9769	106	9
4720-540-1778	3303	N/I	4730-045-9771	235	10
4720-542-4433	1411	N/I	4730-045-9835	52	16
4720-566-7145	2001	N/I	4730-049-8126	224	3
4720-692-6169	2001	N/I	4730-050-4203	10	10
4720-737-6182	15	15	4730-050-4208	100	7
4720-738-4219	3303	N/I		101	9
4720-740-3492	1204	N/I		112	12
4720-740-9283	1411	N/I		123	4
4720-740-9285	1411	N/I		148	4
4720-740-9286	1411	N/I		154	9
4720-740-9331	83	45		211	12
4720-741-3492	83	18		220	10
4720-752-0366	304	64		221	9
4720-809-2430	299	3		222	12
	303	36		228	1
4720-826-5610	270	15		232	4
4720-832-7161	2001	N/I		233	16
4720-832-7170	2001	N/I		238	6
4720-832-7172	2001	N/I		239	16
4720-832-7174	2001	N/I		240	8
4720-832-7177	2001	N/I		241	1
4720-857-7479	104	14		242	2
4720-964-3417	1407	N/I		243	12
	1411	N/I		244	5
4720-973-3994	6	18		250	10
4730-010-3867	102	53		255	10
4730-010-6644	2001	N/I		257	5
4730-011-2578	85	14		258	1
4730-011-6452	165	2		260	17
4730-012-1211	271	46		61	5
4730-013-7401	82	49		61	23
4730-013-7409	3303	N/I		78	32
4730-014-2427	1208	N/I		84	8
4730-014-2432	1208	N/I		99	6
	1411	N/I	4730-053-8826	91	6
	3303	N/I			

Federal Stock Number Cross-Reference to Figure and Item Number-Continued

FEDERAL STOCK NUMBER	FIGURE NO	ITEM NO	FEDERAL STOCK NUMBER	FIGURE NO	ITEM NO
4730-057-5555	102	32	4730-231-3019	265	18
4730-069-1186	85	18		270	8
	90	1	4730-231-3956	3303	N/I
	92	3	4730-238-5594	261	14
4730-069-1187	307	17	4730-246-9222	237	13
	49	8	4730-249-2031	2001	N/I
	57	1	4730-249-3885	90	12
	92	11	4730-249-4416	265	29
4730-087-0313	270	16	4730-253-4414	1411	N/I
4730-088-8665	210	10	4730-253-4415	1411	N/I
	216	33	4730-261-4218	1411	N/I
	428	23	4730-263-4983	2001	N/I
	271	31	4730-263-4986	1208	N/I
4730-090-0832	6	7	4730-265-6907	2001	N/I
4730-090-9229	1209	N/I	4730-266-0532	6	4
4730-090-9256	1411	N/I	4730-266-0538	305	7
4730-142-1629	276	51	4730-270-4578	3303	N/I
4730-142-3075	85	19	4730-270-4597	3303	N/I
4730-142-3076	1211	N/I	4730-270-4616	86	17
4730-164-2038	239	15		92	5
4730-168-2028	270	33	4730-270-5660	120	3
4730-168-2029	270	37	4730-273-4429	1411	N/I
4730-172-0028	78	28	4730-273-7512	75	6
	78	36	4730-273-8561	275	30
4730-172-0034	120	17	4730-274-7406	303	61
	213	9		304	72
	218	22	4730-277-2120	3303	N/I
	219	3	4730-277-2654	236	23
	220	9	4730-277-5361	3303	N/I
	222	11	4730-277-5552	3303	N/I
	255	6	4730-277-5553	104	32
	256	13		57	13
4730-186-3026	3303	N/I		85	25
4730-187-1417	2001	N/I	4730-277-5555	1208	N/I
4730-193-0883	270	2	4730-277-5684	57	7
4730-193-2707	303	85	4730-277-6851	2001	N/I
4730-196-0888	1411	N/I	4730-277-7329	1208	N/I
4730-196-0903	3303	N/I	4730-277-8273	307	33
4730-196-1468	1411	N/I	4730-277-8274	272	1
4730-196-1493	2001	N/I	4730-277-8750	6	8
4730-196-1503	3303	N/I	4730-277-8769	3303	N/I
4730-196-1504	90	6	4730-277-9735	2001	N/I
4730-196-1991	90	11	4730-278-2062	2001	N/I
	91	1	4730-278-2064	15	10
4730-196-2055	1411	N/I	4730-278-2480	3303	N/I
4730-197-6626	2001	N/I	4730-278-3167	1411	N/I
4730-200-0515	2001	N/I	4730-278-3213	85	31
4730-200-0516	254	12		86	7
4730-202-6489	3305	N/I	4730-278-3216	85	21
4730-202-6672	2001	N/I	4730-278-3357	42	15
4730-202-9036	308	20	4730-278-3380	209	27
4730-202-9037	308	18		8	9
4730-202-9039	3303	N/I	4730-278-3388	0900	N/I
4730-203-0030	1411	N/I	4730-278-3390	1204	N/I
4730-203-3558	1411	N/I	4730-278-3441	1211	N/I
4730-204-1993	307	32	4730-278-3676	1411	N/I
4730-221-2136	303	59	4730-278-3702	1411	N/I
4730-221-6215	82	47	4730-278-3832	57	10
4730-222-1830	3305	N/I	4730-278-3853	303	58
	1208	N/I		304	74
4730-222-1837	307	23	4730-278-3862	1411	N/I
4730-230-1996	3303	N/I	4730-278-3873	3307	N/I
4730-231-3014	104	27			

FEDERAL STOCK NUMBER	FIGURE NO	ITEM NO	FEDERAL STOCK NUMBER	FIGURE NO	ITEM NO
4730-278-4216	46	5	4730-460-3907	86	11
4730-278-4357	3303	N/I	4730-506-1609	211	17
4730-278-4496	165			212	33
4730-278-4559	3303	N/I		213	8
4730-278-4730	1208	N/I		218	9
4730-278-4822	272	7	4730-511-1671	1208	N/I
4730-278-7746	3305	N/I		1211	N/I
4730-278-8226	1411	N/I	4730-516-7419	80	1
4730-278-8763	3303	N/I	4730-528-2743	80	3
4730-278-8764	304	9	4730-540-2576	57	9
4730-278-8765	1208	N/I	4730-540-2612	3303	N/I
	2001	N/I	4730-541-3371	1211	N/I
4730-278-8767	1208	N/I	4730-541-9265	214	11
4730-278-8825	1208	N/I	4730-542-5947	303	63
	57	4	4730-545-8615	2001	N/I
4730-278-8886	1411	N/I	4730-545-8616	2001	N/I
4730-278-8902	1208	N/I	4730-546-5902	1208	N/I
4730-279-0358	71	45	4730-575-2638	106	8
4730-287-1707	3305	N/I	4730-590-7839	2001	N/I
4730-287-1766	3303	N/I	4730-595-0083	91	2
4730-287-3281	104	37	4730-595-1867	307	2
4730-287-4858	3305	N/I	4730-595-2840	308	13
4730-287-4859	3305	N/I	4730-623-6915	230	18
4730-288-8497	46	6	4730-629-1081	3303	N/I
4730-288-8501	165	14	4730-639-9923	242	26
4730-288-8555	259	17		267	47
4730-288-9490	85	36	4730-639-9978	2001	N/I
4730-288-9495	86	18	4730-650-4208	219	4
4730-289-0048	85	9	4730-691-1595	86	13
4730-289-0050	85	1	4730-695-8836	3303	N/I
4730-289-0147	304	58	4730-699-8472	2001	N/I
4730-289-1254	0311	N/I	4730-701-7678	85	10
	272	10	4730-704-8625	305	10
4730-289-2864	308	19	4730-708-1996	85	4
4730-289-3273	2001	N/I		86	15
4730-289-5176	209	22	4730-718-2621	1411	N/I
	216	13	4730-720-1398	14	12
4730-293-7108	57	3		303	27
4730-309-0095	0900	N/I		6	15
4730-313-6438	3303	N/I	4730-732-6126	65	9
4730-334-7803	91	4		75	4
4730-335-1811	227	8	4730-737-2701	282	15
4730-335-1812	227	4	4730-737-3252	83	41
4730-335-2478	2001	N/I	4730-737-5248	42	16
4730-338-1865	2001	N/I	4730-737-6455	82	2
4730-338-1868	2001	N/I	4730-737-6687	82	38
4730-338-1869	2001	N/I	4730-740-1014	3903	N/I
4730-338-1870	2001	N/I	4730-740-9037	228	5
4730-338-1874	2001	N/I	4730-740-9058	2	
4730-338-1876	2001	N/I	4730-740-9079	229	2
4730-355-6302	211	18	4730-740-9332	83	28
4730-356-1085	3303	N/I	4730-740-9450	1204	N/I
4730-359-4708	246	19	4730-740-9844	242	31
	254	13	4730-740-9845	242	18
	270	7	4730-803-5693	265	22
4730-374-1741	85	34	4730-804-1931	104	24
4730-374-6946	1411	N/I	4730-806-6233	104	25
4730-404-3205	86	19	4730-832-7012	57	15
4730-424-5871	3305	N/I	4730-832-7107	49	17
4730-426-8352	1209	N/I	4730-832-7150	246	20
4730-426-8352	1209	N/I	4730-832-7150	246	20
4730-430-3221	224	4	4730-832-7152	2001	N/I
4730-439-6028	270	22	4730-832-7157	254	31
4730-456-9831	270	9			

FEDERAL STOCK NUMBER	FIGURE NO	ITEM NO	FEDERAL STOCK NUMBER	FIGURE NO	ITEM NO
4730-832-7180	2001	N/I		67	15
4730-832-7181	2001	N/I		75	3
4730-832-7185	237	6	4820-741-1064	0306	N/I
4730-832-7186	2001	N/I	4820-741-6960	3303	N/I
4730-832-7187	2001	N/I	4820-786-1579	275	24
4730-832-7189	2001	N/I		276	37
4730-832-7199	2001	N/I	4820-849-1220	14	28
4730-836-6166	3303	N/I		15	12
4730-840-9796	2001	N/I	4910-357-5494	1802	N/I
4730-851-0174	104	1	4910-448-0254	310	1
4730-887-1007	250	22	4910-545-8639	310	2
4730-890-2376	307	12	4910-610-0919	310	3
4730-896-0837	307	4	4910-610-0920	310	4
	86	1	4910-627-7043	310	5
4730-900-3296	3303	N/I	4910-795-0131	2604	N/I
4730-908-3193	3303	N/I	4910-795-0189	310	7
4730-908-3194	299	37	4910-795-0198	310	8
4730-908-3195	282	9	4910-795-0564	2604	N/I
	304	57	4910-795-0630	2604	N/I
4730-908-6293	7	14	4910-798-7584	310	9
4730-908-6294	3303	N/I	5007-832-7982	120	37
4730-909-8627	0501	N/I	5110-655-9284	215	6
4730-912-9114	6	13	5110-795-0124	310	10
4730-915-7904	303	80	5110-795-0165	2604	N/I
4730-917-6781	304	61	5110-795-0248	310	11
4730-924-5433	1411	N/I	5120-048-7370	2604	N/I
4730-924-5504	104	6	5120-092-9074	2604	N/I
4730-925-8167	104	16	5120-231-0216	167	12
4730-930-7774	303	57	5120-303-1195	310	12
	304	77	5120-316-9215	2604	N/I
4730-933-2928	6	19	5129-322-6223	310	13
4730-943-8051	86	24	5120-338-6721	310	14
4730-943-8928	165	6	5120-341-4974	2604	N/I
4730-950-6134	6	11	5120-378-3139	310	15
4730-954-1281	242	27	5120-378-4301	310	16
	249	6	5120-390-7779	310	17
	52	15	5120-473-6511	310	18
	65	6	5120-473-7741	310	19
4730-961-8538	1411	N/I	5120-555-9126	2604	N/I
4730-968-6129	202	11	5120-610-6719	310	20
	65	8	5120-610-6720	310	21
4730-984-3675	1411	N/I	5120-650-7830	174	26
4730-987-9073	1208	N/I	5120-707-6220	2604	N/I
4730-999-8582	1411	N/I	5120-707-9783	310	22
4780-050-4208	261	17	5120-795-0079	310	23
4810-791-8883	3303	N/I	5120-795-0081	2604	N/I
4820-274-3646	303	60	5120-795-0082	310	24
	304	75	5120-795-0088	310	25
4820-287-4268	87	3	5120-795-0089	310	26
4820-287-6119	53	6	5120-795-0090	310	27
4820-350-6495	90	10	5120-795-0091	2604	N/I
4820-361-6782	49	15	5120-795-0104	310	6
4820-377-8780	85	26	5120-795-0105	2604	N/I
4820-461-4216	202	16	5120-795-0108	310	28
	270	28	5120-795-0112	310	29
4820-684-0880	3303	N/I	5120-795-0129	310	30
4820-726-4719	102	44	5120-795-0130	310	31
	267	49	5120-795-0132	2604	N/I
	268	8	5120-795-0133	310	32
	271	44	5120-795-0134	310	33
	48	15	5120-795-0136	310	34
	65	3	5120-795-0137	310	35
			5120-795-0139	310	36

## Federal Stock Number Cross-Reference to Figure and Item Number-Continued

FEDERAL STOCK NUMBER	FIGURE NO	ITEM NO	FEDERAL STOCK NUMBER	FIGURE NO	ITEM NO
5120-795-0142	2604	N/I		129	28
5120-795-0147	310	37		135	5
5120-795-0152	310	38		135	18
5120-795-0155	310	39		136	9
5120-795-0159	310	40		1407	N/I
5120-795-0163	2604	N/I		178	5
5120-795-0177	275	17		277	4
5120-836-6689	310	41		289	1
5120-961-9792	201	1		291	1
5135-740-9837	243	17		3303	N/I
5305-012-1832	27	12		3307	N/I
	296	3		77	7
5305-013-2100	33	1	5305-068-0506	117	8
5305-013-9703	209	1		1208	N/I
5305-015-7070	130	29		1501	N/I
5305-016-0046	22	16		277	47
5305-016-4403	38	6		284	17
5305-016-9554	149	17		38	8
5305-018-0147	47	9		39	3
5305-022-4048	53	8		57	11
5305-042-0993	266	12		58	24
5305-042-3522	18	36		6	22
5305-042-4335	168	14		9	15
5305-042-6417	262	23	5305-068-0507	129	8
	42	8		2004	N/I
5305-042-6958	67	11		242	38
5305-042-8997	0802	N/I		83	25
5305-044-4153	267	33		86	6
5305-044-5503	208	5	5305-068-0523	201	2
	51	8	5305-069-5583	231	15
	71	24	5305-071-1780	265	2
5305-044-5504	212	20	5305-071-1788	52	9
5305-050-9221	256	3		53	21
5305-051-0827	208	10	5305-071-1789	275	8
	211	21		276	53
	216	41	5305-071-2072	52	11
5305-052-6920	286	5	5305-071-2231	55	16
5305-052-6924	159	4	5305-071-2234	48	22
5305-052-7401	3303	N/I	5305-071-2237	272	14
5305-052-8237	207	17	5305-071-2240	229	8
5305-053-8965	102	2	5305-082-6717	115	9
	258	13		204	3
5305-053-8993	52	4	5305-089-1294	227	21
5305-054-6667	294	2	5305-105-6871	295	15
5305-054-9291	208	3	5305-135-3032	303	23
5305-057-9613	176	9	5305-144-1499	128	1
5305-059-4568	24	11	5305-145-0828	303	9
5305-068-0500	164	10	5305-206-0932	78	5
	309	2	5305-207-4535	153	16
	3303	N/I	5305-209-2818	235	3
5305-068-0501	3303	N/I	5305-225-3839	169	12
5305-068-0502	174	15		3303	N/I
	28	11	5305-225-3840	167	22
	29	11	5305-225-8497	253	19
	309	20	5305-225-8498	102	19
5305-068-0504	29	3		141	8
	129	6		275	32
	135	32	5305-225-8499	274	8
	136	31	5305-226-7767	210	21
	23	8		222	1
	3307	N/I		225	18
5305-068-0505	1208	N/I		259	31
	129	5	5305-226-7768	1501	N/I

Federal Stock Number Cross-Reference to Figure and Item Number-Continued

FEDERAL STOCK NUMBER	FIGURE NO	ITEM NO	FEDERAL STOCK NUMBER	FIGURE NO	ITEM NO
5305-235-5213	61	2		149	25
5305-246-6566	99	4		18	10
5305-252-8656	120	35		232	1
5305-253-5612	2210	N/I		233	14
5305-253-5618	2210	N/I		268	19
5305-253-5626	112	14		277	44
5305-263-2807	105	6		309	10
	1506	N/I		3303	N/I
5305-267-8183	271	40		38	18
5305-267-8973	24	9		58	16
	83	4		83	20
5305-267-8974	10	35	5305-269-2804	133	23
	1208	N/I		149	48
	162	18		271	15
	307	36	5305-269-2805	110	4
	35	4		115	7
	83	23		116	5
5305-267-8975	284	5		117	6
5305-267-8976	279	11		117	21
	86	4		118	9
5305-267-8977	90	3		133	30
5305-267-8978	272	17		147	12
5305-267-8979	157	3		149	47
	39	6		152	9
	48	23		227	13
	83	33		253	18
	86	25		255	24
5305-267-8980	104	21		274	30
	83	38		277	24
5305-267-8984	104	13		306	6
5305-269-2801	133	5		58	19
	135	40		77	2
	136	22	5305-269-2806	77	5
	138	8	5305-269-2807	11	1
	203	1		12	13
	213	15		133	24
	218	3		149	30
	220	2		268	2
	221	13		277	29
	274	18		283	8
	309	19		306	2
	76	16		3307	N/I
	83	43		84	14
5305-269-2802	106	10	5305-269-2808	106	13
	134	1		11	13
	138	9		12	1
	144	2		12	6
	149	50		1407	N/I
	159	6		160	2
	271	54		202	12
	7	11		305	2
5305-269-2803	10	15		5	6
	115	3		84	5
	118	2	5305-269-2809	277	14
	129	25		5	9
	133	18		58	7
	133	19	5305-269-2810	135	38
	135	44		136	46
	136	44		151	25
	14	18	5305-269-2811	10	31
	142	2		135	25
	145	2		136	38
	148	2		268	14

Federal Stock Number Cross-Reference to Figure and Item Number-Continued

FEDERAL STOCK NUMBER	FIGURE NO	ITEM NO	FEDERAL STOCK NUMBER	FIGURE NO	ITEM NO
	5	36	5305-590-7914	2004	N/I
5305-269-2813	107	3	5305-600-8993	7	16
	1407	N/I	5305-614-0248	131	15
	228	3		137	4
	84	12	5305-614-3423	23	6
5305-269-2815	135	24	5305-638-0957	137	23
	136	37	5305-695-7174	55	24
	8	10	5305-696-5285	130	34
5305-269-2816	135	17		132	3
	136	3	5305-696-5294	130	4
5305-269-2818	154	6	5305-696-5300	130	40
	210	28	5305-710-4190	82	5
	76	21	5305-716-7454	99	13
5305-269-3208	274	13	5305-716-8156	216	21
	83	9	5305-716-8173	156	4
5305-269-3209	212	3	5305-716-8174	155	3
	6	25	5305-716-8176	3	1
	67	1		4	2
5305-269-3210	1806	N/I	5305-716-8181	224	9
	200	4	5305-716-8182	123	17
	79	1	5305-716-8183	113	10
5305-269-3211	1407	N/I		222	13
	267	37		233	20
	271	2	5305-716-8192	202	13
5305-269-3212	102	30	5305-717-9526	167	5
	102	38	5305-724-5883	271	26
5305-269-3213	222	16	5305-724-5910	209	14
	271	23	5305-724-5911	215	3
	272	18		260	20
	41	3	5305-724-5913	173	6
	42	19	5305-725-0140	0501	N/I
	48	1		109	17
5305-269-3214	162	3	5305-725-0168	211	8
5305-269-3219	103	17		274	43
	229	10	5305-725-0194	217	6
	271	56	5305-725-4098	243	21
5305-269-3220	103	2		243	21
5305-269-3223	120	6	5305-725-4100	221	1
5305-269-3228	229	11	5305-725-4105	148	10
5305-270-7328	2002	N/I		1501	N/I
5305-270-7339	48	12		1506	N/I
5305-273-4949	72	10		157	7
5305-274-8407	102	36	5305-725-4109	121	5
5305-275-8424	242	34		1501	N/I
5305-276-7328	276	50		154	11
5305-282-3249	67	5		204	2
5305-282-9830	3303	N/I	5305-725-4111	101	18
5305-335-4665	36	24		71	46
5305-350-1210	137	15	5305-725-4114	254	9
5305-393-0220	111	4	5305-725-4137	2	1
5305-415-1491	174	19	5305-725-4138	188	1
5305-456-2582	303	18	5305-725-4183	111	8
5305-531-0339	130	35		115	13
5305-531-0450	295	16		116	9
5305-531-0452	282	4		117	17
5305-543-2419	275	16		118	15
	69	27		129	22
5305-550-0863	2001	N/I		138	2
5305-558-4181	53	13		146	2
	135	18		155	2
	136	43		158	3
5305-569-8941	136	5	5305-725-4187	111	9
5305-582-6638	1407	N/I		113	13

## Federal Stock Number Cross-Reference to Figure and Item Number-Continued

FEDERAL STOCK NUMBER	FIGURE NO	ITEM NO	FEDERAL STOCK NUMBER	FIGURE NO	ITEM NO
	117	16		163	4
	118	14		164	7
	133	29		177	6
	158	5		180	3
	206	1	5305-889-2997	296	18
	208	16	5305-889-3002	19	17
5305-726-2550	13	8	5305-903-7298	215	11
5305-727-5677	121	3		216	45
	14	22	5305-926-1826	113	26
	148	12	5305-937-0802	240	20
	15	18	5305-937-0803	240	6
	255	13		241	5
5305-727-8818	161	10	5305-939-9204	208	13
5305-728-0216	156	14		209	11
5305-734-6774	53	15		211	19
5305-734-6988	72	12		215	15
5305-735-0582	22	12		217	9
5305-737-3275	130	26	5305-940-8838	295	17
5305-737-6095	47	19	5305-940-9517	51	2
5305-740-9899	218	32	5305-948-0803	113	4
5305-741-2316	0900	N/I	5305-948-4043	71	42
5305-741-7124	4	1	5305-951-8261	290	1
5350-752-1391	55	26	5305-954-7341	267	8
5305-752-1693	71	39	5305-958-0589	2001	N/I
5305-753-4395	184	1	5305-958-4359	18	45
5305-761-4227	110	6	5305-958-5267	210	36
	116	1	5305-958-5453	177	1
	132	5		178	1
	147	2		207	7
	149	40	5305-958-8475	216	37
	155	4	5305-958-9990	140	15
	216	18	5305-969-6914	130	8
	258	9		131	18
	259	1		187	2
	260	1	5305-978-3484	108	11
	264	7	5305-978-9384	108	18
	265	27	5305-984-4979	120	29
	61	21	5305-984-4983	296	28
5305-762-6041	113	7	5305-984-5676	151	20
5305-782-9494	173	14	5305-984-5687	212	31
	210	1	5305-984-6189	102	11
	259	18		180	6
5305-782-9495	231	17	5305-984-6192	24	10
	264	2	5305-984-6193	8	5
5305-808-9977	164	5		8	6
5305-827-2824	262	2	5305-984-6196	3303	N/I
	263	16	5305-984-6208	267	16
5305-833-0627	180	5		3303	N/I
5305-835-9810	262	25	5305-984-6209	5	18
	263	15	5305-984-6211	147	8
5305-836-3654	262	9		152	6
5305-836-9566	282	10	5303-984-6212	83	47
5305-838-8368	239	10	5305-984-6214	22	7
5305-851-9414	3303	N/I	5305-984-6680	7	7
5305-854-6689	165	12	5305-984-7341	10	28
5305-855-0961	2110	N/I	5305-984-7361	185	1
	2210	N/I	5305-988-1714	292	1
	293	5	5305-988-1723	21	1
5305-855-0973	3303	N/I	5305-988-1724	149	6
5305-873-6946	209	24		286	1
5305-879-7941	181	2		287	2
	279	6		288	1
5305-883-0628	162	4		290	4



Federal Stock Number Cross-Reference to Figure and Item Number-Continued

FEDERAL STOCK NUMBER	FIGURE NO	ITEM NO	FEDERAL STOCK NUMBER	FIGURE NO	ITEM NO
	292	6		89	2
5305-988-1725	149	19	5306-225-9089	140	2
5305-988-1727	149	20		141	13
	6	1		18	26
5305-989-7434	133	28	5306-225-9093	13	11
	134	14		83	27
	22	14	5306-225-9095	102	8
5305-989-7435	18	38	5306-225-9096	202	7
	3303	N/I	5306-226-4826	276	35
5305-990-6444	183	3	5306-226-4827	276	21
5305-993-1848	3303	N/I		52	6
5305-993-1849	9	13	5306-226-9106	146	6
5305-993-1851	1411	N/I	5306-240-0794	60	2
5305-993-2461	133	25	5306-262-9619	276	24
	134	15	5306-269-4526	240	1
	135	9	5306-270-7387	0900	N/I
	136	11	5306-272-3747	125	2
	205	3		73	4
5305-993-3555	70	12	5306-272-3760	1002	N/I
5305-995-3442	16	1		1102	N/I
5305-999-8691	13	15	5306-272-6558	7	4
5306-012-0231	151	26	5306-274-0955	1201	N/I
5306-012-3798	82	39	5306-317-3096	18	28
5306-012-6291	167	28	5306-359-0136	1002	N/I
5306-018-1610	1211	N/I		1102	N/I
5306-018-6493	139	2	5306-385-2535	1002	N/I
5306-018-7527	210	32		1102	N/I
	216	27	5306-404-0075	274	28
	259	28	5306-409-4066	284	16
5306-021-3548	36	3	5306-425-0003	0900	N/I
5306-042-3568	27	15	5306-512-9218	161	2
5306-042-5591	169	11	5306-550-1503	124	4
5306-042-5604	36	15	5306-569-9018	94	15
5306-042-5859	132	2	5306-575-5420	123	10
5306-044-0502	174	8	5306-637-1862	47	17
5306-045-1976	249	22	5306-637-4914	46	9
5306-050-1238	214	2	5306-692-7171	11	6
5306-050-1924	36	2	5306-693-0635	112	15
5306-059-4001	137	24	5306-706-1326	120	20
5306-145-1069	42	14	5306-706-7974	120	10
5306-151-5754	94	15	5306-734-6817	67	10
	95	15	5306-734-6822	68	13
5306-207-4932	87	4	5306-734-8887	0900	N/I
5306-208-7375	53	11	5306-737-6150	59	8
5306-225-8497	276	12		60	5
5306-225-8499	164	12		61	30
	3303	N/I		62	6
	3307	N/I		63	4
5306-225-9084	1501	N/I	5306-737-61	61	29
5306-225-9086	133	17		62	5
	135	36	5306-737-6152	78	37
	136	26	5306-739-7754	36	25
5306-225-9087	133	20	5306-740-9347	124	4
	134	3	5306-740-9370	78	25
	135	29	5306-740-9376	79	3
	136	33	5306-740-9389	94	16
	203	7		95	20
	28	1	5306-740-9506	109	2
	30	9	5306-740-9533	115	14
5306-225-9088	259	21		117	23
	36	22		118	8
	82	36		1810	N/I
	83	51	5306-740-9555	94	15

Federal Stock Number Cross-Reference to Figure and Item Number-Continued

FEDERAL STOCK NUMBER	FIGURE NO	ITEM NO	FEDERAL STOCK NUMBER	FIGURE NO	ITEM NO
	95	15	5310-017-7587	254	41
5306-740-9608	126	7	5310-021-9760	90	15
5306-740-9677	209	33	5310-033-6007	71	15
5306-740-9803	209	23		72	14
	210	38	5310-033-6012	70	4
5306-741-1113	124	4	5310-033-6015	54	15
5306-741-1127	61	22	5310-042-6897	211	14
5306-741-1155	212	32	5310-043-1904	36	5
5306-741-1175	2004	N/I	5310-044-6257	212	30
5306-741-1183	94	15	5310-045-1031	218	21
5306-741-7084	215	5	5310-045-1071	218	10
5306-752-1631	71	4	5310-045-1079	242	12
	74	1	5310-045-1081	209	26
5306-753-6996	151	16	5310-045-3296	152	3
5306-753-8725	209	19		16	2
5306-770-0409	304	52		167	25
5306-839-5690	227	15		18	39
5306-840-2424	123	10		183	4
5306-842-8223	2001	N/I		22	15
5306-911-5005	151	3		22	17
5306-930-5248	95	18		267	15
5306-944-6989	13	3		5	15
5306-947-2327	13	2		83	48
5307-017-9125	276	4	5310-045-3299	19	18
5307-206-1485	0700	N/I	5310-045-5215	253	13
5307-206-8483	107	6	5310-050-1488	1501	N/I
5307-206-8510	131	3	5310-050-3209	185	4
5307-207-2642	46	14	5310-050-3367	238	4
5307-208-9245	65	4		239	11
	75	2	5310-050-3449	131	8
5307-350-5532	2004	N/I	5310-050-3609	173	4
5307-687-7328	248	21	5310-053-7804	94	5
5307-734-6811	71	17	5310-053-7805	1810	N/I
5307-734-6900	71	21	5310-053-7808	95	10
5307-734-6980	71	29	5310-056-3395	23	11
5307-736-9966	101	7	5310-059-4261	79	11
5307-737-6343	11	17	5310-061-0004	3303	N/I
5307-740-9590	274	17	5310-061-4650	149	13
5307-752-6594	19	4	5310-061-4650	174	18
5307-753-5226	67	6	5310-061-7325	117	5
5310-010-3030	46	12		1501	N/I
5310-010-3325	46	13		284	1
5310-011-4777	296	14		289	3
5310-012-0361	147	10		291	3
	152	2		58	18
	183	5		92	7
5310-012-0382	153	17	5310-061-7326	1411	N/I
5310-012-0384	147	3	5310-062-4945	116	3
	202	14	5310-062-4953	155	6
	231	18	5310-062-4954	113	2
	265	24		115	10
	71	5		116	2
5310-012-0399	7	8		117	14
5310-012-0614	0609	N/I		118	11
5310-012-1574	148	8		138	138
	215	4		1407	N/I
	51	9		15	19
5310-012-1753	159	3		1501	N/I
	283	3		158	1
5310-012-1983	71	12		204	4
5310-012-5250	2004	N/I		206	3
5310-012-5393	105	19		233	21
5310-013-0082	18	2		265	25

Federal Stock Number Cross-Reference to Figure and Item Number-Continued

FEDERAL STOCK NUMBER	FIGURE NO	ITEM NO	FEDERAL STOCK NUMBER	FIGURE NO	ITEM NO
	3	7	5310-167-0765	174	4
	4	5	5310-167-0823	224	8
5310-067-9507	109	24	5310-167-0826	237	3
	111	6	5310-167-0836	19	3
	13	14	5310-177-7569	238	16
	132	7	5310-177-7882	135	20
	224	7		136	42
	61	18	5310-182-4048	212	8
5310-070-1902	112	7	5310-186-7499	147	9
	242	19	5310-188-4195	55	4
5310-080-6004	10	22	5310-188-4199	54	3
	106	11		56	3
	135	39	5310-193-7577	296	15
	135	45	5310-194-0743	47	10
	136	20	5310-194-1483	2004	N/I
	138	5	5310-194-1540	307	27
	14	3	5310-194-8191	295	13
	15	5	5310-207-9053	123	7
	1506	N/I	5310-208-1918	174	3
	18	11	5310-208-4222	1211	N/I
	233	27	5310-208-5775	104	23
	259	34		1411	N/I
	274	19	5310-209-0786	149	16
	283	6		21	2
	7	9		286	4
5310-080-9786	3303	N/I		287	4
5310-081-4219	135	30		292	2
	136	25	5310-209-0965	0900	N/I
	140	12		275	7
	151	6		276	52
	170	15		5	2
	3307	N/I		52	5
	76	12		53	9
5310-081-8087	18	41		53	20
5310-082-1404	133	4		94	8
5310-087-7493	18	5		95	7
5310-088-0553	131	20	5310-209-1761	80	2
	133	15	5310-209-5116	61	19
	134	11	5310-209-6189	108	21
	135	26	5310-220-6848	105	10
	136	36	5310-225-6408	111	2
	140	3		158	17
	140	9		2	3
	141	10	5310-241-0157	1208	N/I
	18	4	5310-241-6601	99	1
	36	19	5310-241-6661	109	20
	7	19	5310-247-4196	1208	N/I
	83	30	5310-261-7340	102	39
5310-088-1251	13	13		268	3
	28	14	5310-262-6121	45	19
	286	3	5310-264-4085	36	21
	287	5	5310-269-1807	102	47
	288	3	5310-274-7721	71	27
	29	1	5310-274-8214	1002	N/I
	290	5		1102	N/I
	202	5	5310-274-8891	24	8
	6	5	5310-275-2049	51	6
5310-113-8409	120	31	5310-275-6635	1204	N/I
5310-143-6456	128	12		1211	N/I
5310-145-2085	55	15		80	4
5310-167-0680	109	21		83	31
	99	2	5310-275-8264	123	20
5310-167-0721	102	17			

## Federal Stock Number Cross-Reference to Figure and Item Number-Continued

FEDERAL STOCK NUMBER	FIGURE NO	ITEM NO	FEDERAL STOCK NUMBER	FIGURE NO	ITEM NO
5310-275-9460	79	17		296	20
5310-282-5661	69	1	5310-576-0197	254	28
5310-282-7822	104	5	5310-576-5752	137	11
5310-285-1616	19	1	5310-579-0079	3303	N/I
5310-285-5112	294	5	5310-582-5965	108	12
5310-285-9402	68	12		164	3
5310-297-3260	101	16		166	13
5310-297-3314	1201	N/I		166	16
	78	16		167	23
5310-333-7341	295	18		169	2
5310-333-7519	78	26		174	37
5310-350-2655	23	13		3303	N/I
5310-350-6612	253	8	5310-582-6714	85	5
5310-353-2297	126	12		90	14
	69	8	5310-582-8716	130	30
	95	3	5310-584-5272	173	2
5310-353-2427	126	14		208	17
	69	6		210	2
	94	1		210	20
	95	1		222	2
5310-359-1040	82	60		255	17
5310-374-0824	98	1		258	12
5310-374-0836	94	3		259	2
5310-383-4187	106	14		260	2
5310-407-9566	102	20		262	8
	163	14		264	3
	164	13		268	13
	253	17		269	32
	259	20		269	3
	274	9		271	41
	276	11		42	9
	46	10		47	13
	82	22		52	2
5310-422-7746	253	3		69	16
5310-450-0039	110	9		70	14
5310-481-9485	275	18		74	2
5310-492-9631	54	2		95	17
5310-492-9631	56	2	5310-584-7888	120	25
5310-492-9631	78	9		128	3
5310-512-5213	260	3		208	12
5310-521-4534	110	7		209	10
5310-527-7972	271	14		211	20
5310-529-4103	2004	N/I		215	12
5310-531-9120	51	3		216	32
5310-533-6140	82	46		217	8
5310-543-2705	148	3		79	16
	152	11	5310-584-7889	216	39
	200	3		239	24
5310-543-4385	83	10	5310-594-8038	94	5
5310-543-5060	272	15	5310-595-5839	210	19
5310-543-5101	0304	N/I		222	3
	116	6		259	32
	6	27		267	31
	61	31		267	17
5310-543-5162	170	2	5310-595-7237	135	34
5310-543-5653	77	4		136	29
5310-550-1130	108	17		2004	N/I
	48	24		227	12
5310-550-3714	83	15		79	18
5310-558-5227	274	29		79	18
5310-559-0070	102	12	5310-595-9659	115	5
	137	8		117	4
	294	3		118	7

## Federal Stock Number Cross-Reference to Figure and Item Number-Continued

FEDERAL STOCK NUMBER	FIGURE NO	ITEM NO	FEDERAL STOCK NUMBER	FIGURE NO	ITEM NO
	118	10	5310-655-9375	120	30
	149	8	5310-655-9497	276	8
	1802	N/I	5310-685-3228	275	42
5310-596-7797	218	11		276	3
5310-606-8281	303	15	5310-700-7089	126	13
5310-616-6354	71	13		69	7
5310-625-5756	76	25		94	2
5310-627-6128	10	19		95	2
	271	53	5310-705-8965	282	3
	36	23	5310-706-1325	120	21
5310-637-9541	102	31	5310-707-1097	71	37
	103	3	5310-720-5999	243	1
	105	5	5310-728-2044	3303	N/I
	120	7	5310-732-0558	0304	N/I
	1201	N/I		162	1
	135	42		36	26
	136	21		6	30
	1407	N/I		77	13
	147	13	5310-732-0559	10	30
	162	2		11	7
	212	2		116	11
	213	14		12	10
	218	2		135	33
	220	3		136	30
	221	12		147	14
	222	17		152	12
	228	4		2004	N/I
	229	7		266	17
	23	10		283	10
	241	4		78	11
	242	37		78	34
	255	25		79	19
	266	15	5310-732-0560	0607	N/I
	266	18		147	4
	267	25		2001	N/I
	271	3		208	15
	272	16		222	18
	274	12		238	11
	275	15		277	20
	275	33		5	27
	277	33		61	17
	3303	N/I		70	15
	41	4	5310-734-6779	43	12
	42	18		44	12
	48	2	5310-734-6823	68	9
	62	4	5310-734-6957	125	10
	67	2		73	8
	69	26	5310-734-8837	11	16
	7	10	5310-734-8882	60	8
	78	17		63	6
	78	33	5310-734-8891	62	10
	79	2	5310-735-1273	34	11
	82	6		34	11
	82	53	5310-737-2730	802	N/I
	83	8	5310-737-3253	83	14
	9	6	5310-737-3318	131	10
5310-639-1497	31	2	5310-737-3335	131	4
5310-639-3363	11	15	5310-737-3338	131	2
5310-639-8062	283	9	5310-737-5257	56	15
5310-655-6687	1211	N/I	5310-737-5259	78	8
5310-655-7149	49	5	5310-737-6684	1204	N/I
5310-655-9371	233	4		1211	N/I
	234	6	5310-737-6751	82	80

Federal Stock Number Cross-Reference to Figure and Item Number-Continued

FEDERAL STOCK NUMBER	FIGURE NO	ITEM NO	FEDERAL STOCK NUMBER	FIGURE NO	ITEM NO
5310-737-6752	82	27	5310-771-3296	0608	N/I
5310-740-8538	158	8	5310-771-4911	112	3
5310-740-9369	77	12	5310-771-6721	0608	N/I
5310-740-9385	79	10	5310-776-4909	112	4
5310-740-9564	135	21	5310-797-9322	79	13
	136	41	5310-797-9421	296	17
5310-740-9579	214	7	5310-800-0695	1002	N/I
5310-740-9615	126	1		1102	N/I
5310-740-9652	236	5		47	18
5310-740-9728	211	9		66	3
5310-740-9858	254	25		71	26
5310-740-9860	244	2	5310-809-3078	6	3
5310-740-9861	244	14	5310-809-3079	13	17
5310-740-9878	120	13	5310-809-4058	104	12
5310-740-9894	208	20		1208	N/I
	213	18		135	6
5310-740-9928	220	5		136	15
	221	6		2004	N/I
5310-740-9962	218	25		28	15
5310-740-9975	219	17		284	3
5310-740-9977	216	34		29	2
	217	1		309	21
5310-740-9979	217	15		77	6
5310-740-9983	216	38		83	22
5310-741-1124	212	27	5310-809-4061	133	22
5310-741-1138	61	6		134	2
5310-741-2201	2004	N/I		135	13
5310-741-2306	59	4		136	6
	62	9		1407	N/I
5310-741-7094	211	3		141	7
5310-752-6591	19	19		142	3
5310-752-7639	0608	N/I		144	4
5310-752-7640	0608	N/I		146	7
5310-753-8215	264	8	5310-809-4085	141	3
5310-753-8661	274	39		231	14
5310-753-9073	33	2		275	31
	8	6		276	39
	8	6	5310-809-5997	135	11
5310-761-6882	164	2		136	8
	169	3	5310-809-5998	117	22
	174	36		129	15
	3303	N/I		15	20
5310-762-6239	216	40		155	5
5310-763-8901	120	26		158	4
	212	9		216	20
5310-763-8905	101	21		276	6
	148	9		31	3
	188	4		61	12
	66	5	5310-809-8533	105	18
5310-763-8911	84	15		116	13
5310-763-8920	173	9		116	14
5310-763-8921	215	13		154	15
	217	10		1810	N/I
5310-768-0139	82	54		277	15
5310-768-0318	265	23		58	9
5310-768-0319	157	5	5310-809-8536	120	28
	178	3		127	3
	180	7	5310-813-0408	154	14
	2004	N/I	5310-814-0672	3307	N/I
	266	16	5310-814-0673	163	15
	283	2	5310-820-6653	1002	N/I
5310-770-0243	303	73		101	20
				1102	N/I

Federal Stock Number Cross-Reference to Figure and Item Number-Continued

FEDERAL STOCK NUMBER	FIGURE NO	ITEM NO	FEDERAL STOCK NUMBER	FIGURE NO	ITEM NO
	14	21		2001	N/I
	15	17		208	18
	173	5		209	21
	188	2		213	16
	208	6		215	16
	208	11		3303	N/I
	209	13		3307	N/I
	210	39		71	41
	211	22	5310-880-7745	254	39
	212	19		275	41
	216	42		53	10
	243	22		78	4
	243	22		94	7
	255	12		95	6
	260	19	5310-880-7746	102	18
	66	4		129	13
	71	23		82	21
5310-823-8803	149	36	5310-889-2527	28	2
	158	16		30	10
	262	3	5310-889-2528	178	4
	263	14		24	5
5310-832-7119	275	19		28	16
5310-832-9719	256	7		29	10
5310-833-8561	179	1		295	14
5310-833-8567	34	8		3303	N/I
5310-834-8335	158	13	5310-891-3428	78	35
5310-834-8732	208	4	5310-926-5884	125	9
	218	33	5310-926-5916	276	2
5310-834-8734	102	42	5310-934-9754	18	3
5310-834-8734	2001	N/I	5310-934-9757	3303	N/I
	47	12	5310-934-9758	166	15
5310-835-2037	83	11		167	24
5310-835-2140	71	30		83	49
5310-838-1702	1407	N/I	5310-935-3569	113	3
	209	28	5310-935-9021	270	3
5310-842-1490	14	24	5310-950-0039	10	13
	61	10		106	12
5310-842-7783	1810	N/I		107	4
	2001	N/I		11	4
	271	9		12	5
5310-849-6874	227	20		12	15
5310-866-4573	157	4		129	20
5310-877-5795	129	24		133	8
	133	13		134	5
	149	39		135	14
	248	1		136	2
	249	2		14	2
	250	24		14	16
	99	7		149	26
5310-877-5796	10	7		15	4
	104	11		151	24
	1208	N/I		18	12
	1209	N/I		249	8
	129	11		250	11
	3307	N/I		270	42
	35	5		274	32
5310-877-5797	10	29		277	13
	133	26		305	6
	134	13		306	3
	18	18		309	17
5310-877-5798	134	18		3303	N/I
5310-880-2005	95	10		36	14
5310-880-7744	151	12		38	17

## Federal Stock Number Cross-Reference to Figure and Item Number-Continued

FEDERAL STOCK NUMBER	FIGURE NO	ITEM NO	FEDERAL STOCK NUMBER	FIGURE NO	ITEM NO
	5	4		203	5
	59	9		232	3
	60	3		233	15
	61	24		235	4
	62	2		58	5
	63	2	5310-982-4912	1204	N/I
	76	11		202	8
	76	15		203	3
	8	11	5310-982-4947	120	8
	83	19	5310-982-5009	102	3
	84	1		113	11
	87	5		154	12
5310-950-1310	184	2		161	8
5310-951-7209	161	7		204	5
5310-952-1872	13	10		242	13
5310-952-5009	1501	N/I	5310-982-5012	127	2
5310-959-1488	233	26		161	9
5310-959-7600	104	9	5310-982-6562	212	11
	129	19	5310-982-6809	120	22
	131	25		121	4
	133	11		239	26
	135	2		248	22
	136	14		254	10
	205	2	5310-982-6812	255	9
	23	12	5310-984-8818	256	8
	24	6	5310-985-0782	254	14
	272	8	5310-997-6903	102	48
	277	43	5314-584-5272	216	17
	279	16	5315-010-0360	53	4
	29	9	5315-010-6749	276	57
	307	28	5315-011-2726	170	9
	309	22	5315-011-8002	43	9
	3307	N/I		44	9
	38	7	5315-012-0123	275	20
	39	7	5315-012-4553	231	8
	57	12	5315-012-7308	255	3
	6	12	5315-013-7137	2004	N/I
	77	8	5315-013-7204	170	3
	83	6	5315-013-7214	242	20
	86	2		258	7
	89	3	5315-013-7228	154	13
	9	11		255	20
	90	9	5315-013-7308	100	5
5310-962-4908	160	4	5315-013-8082	170	8
5310-971-7989	10	3	5315-013-8085	2004	N/I
5310-975-2075	108	5	5315-014-2510	209	8
	14	6	5315-018-7988	78	23
	274	64	5315-032-1872	276	28
	9	5	5315-033-6002	47	7
5310-982-4903	146	3	5315-033-6003	47	14
5310-982-4908	115	1		48	19
	115	2	5315-040-2246	0704	N/I
	117	0	5315-042-3293	259	37
	118	1	5315-042-4950	216	7
	138	6	5315-050-5004	2004	N/I
	142	4	5315-054-0184	69	14
	144	3	5315-058-9931	259	12
	145	3	5315-058-9939	211	16
	1506	N/I		218	14
	154	10		271	51
	159	1	5315-058-9949	231	3
	202	15	5310-059-0184	54	1



FEDERAL STOCK NUMBER	FIGURE NO	ITEM NO	FEDERAL STOCK NUMBER	FIGURE NO	ITEM NO
	56	1	5315-616-5499	271	29
	78	10	5315-616-5500	259	8
5315-059-0187	303	72		264	23
	304	53	5315-616-5501	264	29
5315-059-0219	162	19	5315-616-5513	266	6
5315-080-6004	182	3	5315-616-5520	158	21
5315-114-1924	167	8		158	21
	168	7		231	7
5315-128-2050	119	2	5315-616-5521	209	5
	149	10	5315-616-5524	213	13
5315-167-1814	45	18	5315-616-5526	277	25
5315-185-1880	170	1		58	22
5315-187-9550	219	9	5315-616-5527	274	37
5315-187-9558	130	18	5315-616-5530	5	7
	131	11	5315-694-0929	238	10
5315-187-9567	128	7	5315-696-0262	141	6
5315-187-9591	112	2	5315-696-0789	210	7
5315-209-7273	120	15	5315-699-8460	52	14
5315-209-7979	2001	N/I	5315-735-1029	102	54
5315-234-1650	3305	N/I	5315-735-1406	274	71
5315-234-1664	243	16	5315-737-0134	151	10
5315-234-1671	101	17	5315-737-3224	277	40
	2004	N/I		5	33
5315-234-1848	112	13	5315-740-9017	1801	N/I
5315-236-8357	9	1	5315-740-9020	228	13
5315-240-6507	243	15	5315-740-9024	157	2
5315-272-6818	101	11		2001	N/I
5315-276-5160	10	8	5315-740-9045	154	8
5315-276-5385	70	5		1810	N/I
5315-276-7703	55	55		235	5
5315-281-7650	210	14	5315-740-9157	210	13
5315-281-7651	264	30	5315-740-9379	79	9
5315-281-7652	210	40	5315-740-9609	211	13
	260	8	5315-740-9619	127	5
5315-281-7744	1501	N/I	5315-740-9826	244	17
	244	10	5315-740-9828	244	15
5315-282-2583	215	8	5315-740-9829	243	28
	216	1	5315-740-9839	236	12
5315-292-4731	45	9	5315-740-9840	237	20
5315-298-0995	2001	N/I	5315-741-2924	110	1
5315-298-1481	105	20		111	1
	158	9	5315-741-4257	2002	N/I
	276	23	5315-741-5746	76	22
	71	31	5315-752-1651	1605	N/I
5315-298-1498	43	13		65	5
	44	13		75	1
	61	27	5315-753-3841	217	12
5315-298-1499	112	6	5315-801-1858	240	12
5315-312-0831	78	21	5315-815-8840	14	8
5315-316-0992	78	18		15	8
5315-316-1006	244	6		182	2
5315-316-1014	2001	N/I	5315-816-1329	262	14
5315-325-4390	153	5		263	3
5315-338-1621	10	27	5315-816-1794	2004	N/I
	130	13		61	11
5315-353-0632	153	6	5315-816-5491	122	5
5315-354-8859	2001	N/I	5315-825-3753	153	14
5315-415-1492	120	2	5315-839-2325	10	21
5315-453-9349	131	12		167	7
5315-471-3274	153	15		168	4
5315-562-1956	213	11		2004	N/I
5315-597-2723	67	8	5315-839-2326	274	45

Federal Stock Number Cross-Reference to Figure and Item Number-Continued

FEDERAL STOCK NUMBER	FIGURE NO	ITEM NO	FEDERAL STOCK NUMBER	FIGURE NO	ITEM NO	
5315-839-5622	233	3	5320-262-6492	2001	N/I	
	234	3	5320-264-3169	2001	N/I	
	58	3	5320-286-7950	160	5	
5315-839-5821	219	8	5320-709-9500	1002	N/I	
	238	14	5320-764-3752	210	31	
5315-839-5822	14	23	5320-950-4525	133	3	
	149	37	5325-011-7965	9	4	
	169	7	5325-060-0976	9	10	
	58	3	5325-141-7270	3030	81	
	215	9		304	45	
	216	2		3003	N/I	
	234	3		3303	N/I	
	277	10	5325-202-2054	279	19	
	233	3	5325-276-4265	296	27	
	5	35	5325-276-4993	295	23	
	84	17	5325-276-6228	177	5	
	5315-842-3044	10	32	5325-276-6343	304	47
		14	9	5325-281-4369	3303	N/I
15		9	5325-281-8642	279	2	
182		4	5325-282-7435	279	12	
210		8	5325-338-1274	0608	N/I	
234		12	5325-619-6542	180	9	
276		7	5325-682-1614	28	13	
76		13		29	8	
79		22	5325-720-9054	309	5	
5315-842-3154		166	5	5325-732-0686	27	14
	169	4	5325-741-2204	275	22	
	233	2		276	40	
	234	2	5325-752-5365	22	2	
	234	14		23	2	
	277	9	5325-752-6002	27	5	
	5	34	5325-753-9255	0607	N/I	
	58	1		18	8	
5315-842-3651	84	18	5325-757-1963	19	16	
	141	5	5325-835-7289	6	9	
	2004	N/I	5330-040-2253	48	17	
	254	3	5330-050-0036	271	37	
5315-846-0126	256	5	5330-054-6865	71	3	
5315-846-1270	234	13	5330-054-6894	2001	N/I	
	254	40	5330-057-3823	210	4	
5315-849-5582	219	5		59	14	
	247	2	5330-154-4163	82	81	
5315-849-9854	227	5	5330-154-8447	252	2	
5315-849-9857	119	1	5330-166-4333	216	10	
	246	11	5330-178-2191	264	14	
	277	16	5330-178-4669	0609	N/I	
	58	13		252	3	
	5315-850-7038	54	24	5330-179-1430	247	13
56		21	5330-187-3638	247	8	
5315-889-2776	233	9	5330-196-5314	2001	N/I	
	234	9	5330-196-5330	242	16	
5315-950-6109	149	35	5330-196-5382	108	7	
5315-979-7732	236	20	5330-198-6183	108	15	
	248	19	5330-198-6190	141	N/I	
5316-225-9086	134	8	5330-199-5882	4701	N/I	
5320-010-4132	1501	N/I	5330-202-2252	297	5	
5320-011-3326	1801	N/I	5330-202-3705	1410	N/I	
5320-013-6519	210	24	5330-227-9483	242	22	
5320-018-9510	51	7	5330-231-0285	276	16	
5320-058-9883	1202	N/I	5330-235-1675	236	9	
5320-058-9890	78	13		3307	N/I	
5320-063-9839	1806	N/I	5330-236-6604	52	8	
5320-067-5844	1501	N/I	5330-250-0224	04	21	

FEDERAL STOCK NUMBER	FIGURE NO	ITEM NO	FEDERAL STOCK NUMBER	FIGURE NO	ITEM NO
5330-253-3931	242	30	5330-579-7918	262	24
5330-265-1089	298	4	5330-579-7927	262	11
5330-285-1346	267	50	5330-582-7015	103	7
5330-285-3649	82	34	5330-584-0265	259	33
5330-285-9495	209	7	5330-584-1744	240	19
5330-285-9842	104	4	5330-584-1800	241	8
	1411	N/I	5330-585-1064	276	55
5330-286-6815	46	11	5330-585-3210	217	4
	55	19	5330-599-2386	82	24
5330-286-7057	210	37			28
	260	21	5330-599-2934	216	22
5330-286-7059	72	15	5330-599-4986	275	14
5330-286-7060	216	11	5330-599-5658	14	29
5330-286-7067	250	28		15	3
5330-286-8149	210	5	5330-612-1188	42	2
	259	15	5330-618-0801	2001	N/I
	222	9	5330-632-7955	249	20
5330-286-8150	271	12	5330-640-9613	210	27
5330-291-1654	42	7		49	16
	53	22	5330-641-4336	0608	N/I
	69	5	5330-641-4338	0608	N/I
5330-291-2439	227	10	5330-684-2547	257	13
5330-291-2866	2004	N/I	5330-684-7851	8	3
5330-291-5881	103	12	5330-702-5220	2001	N/I
5330-291-7550	148	14	5330-702-5643	265	28
5330-297-7091	2004	N/I	5330-727-2240	2001	N/I
5330-297-7106	25	4		263	5
	26	3	5330-734-6814	66	2
	27	9	5330-734-6878	70	7
5330-297-7581	3303	N/I	5330-734-7590	47	16
5330-298-1398	102	26	5330-734-8848	59	5
	102	65	5330-734-8881	60	9
5330-350-5248	267	34		63	7
	268	22	5330-734-8896	100	9
	271	5	5330-735-1315	8	8
5330-350-9013	242	32	5330-735-1367	105	12
5330-354-8822	242	6	5330-736-8416	2004	N/I
5330-359-0442	106	7		233	17
5330-361-6780	49	10	5330-737-6534	274	21
5330-361-6781	49	7	5330-737-6584	46	1
5330-383-4655	69	11	5330-737-6721	82	78
5330-404-3210	274	15	5330-737-6732	82	75
		22	5330-740-9278	1407	N/I
5330-419-9468	174	5	5330-740-9312	126	2
5330-419-9469	174	6	5330-740-9613	2001	N/I
5330-462-0907	30	3	5330-740-9628	252	3
5330-463-0200	28	7	5330-740-9630	243	3
5330-470-2115	174	14	5330-740-9696	209	36
5330-483-2408	283	7	5330-740-9697	209	41
5330-514-4458	0608	N/I	5330-740-9761	246	13
5330-514-4460	0608	N/I	5330-740-9762	246	9
5330-514-4461	0608	N/I	5330-740-9763	247	12
5330-514-4462	0608	N/I	5330-740-9764	247	9
5330-530-2256	0704	N/I	5330-740-9779	254	35
5330-532-9061	42	17	5330-740-9780	242	11
5330-542-1329	2001	N/I	5330-740-9787	239	21
5330-542-3493	164	14	5330-740-9788	239	18
5330-545-1324	267	19	5330-740-9790	242	8
5330-559-8733	274	7	5330-740-9791	250	9
5330-576-0197	254	34	5330-740-9792	254	24
5330-576-3206	2001	N/I	5330-740-9793	250	26
5330-579-7914	48	26	5330-740-9796	248	11
5330-579-7916	2001	N/I	5330-740-9821	210	34

Federal Stock Number Cross-Reference to Figure and Item Number-Continued

FEDERAL STOCK NUMBER	FIGURE NO	ITEM NO	FEDERAL STOCK NUMBER	FIGURE NO	ITEM NO
5330-740-9850	242	0	5340-200-2741	282	13
5330-740-9867	246	8	5340-200-7524	3	3
5330-740-9933	216	36	5340-237-3936	13	12
5330-740-9940	216	4	5340-238-6078	83	46
5330-740-9956	218	12	5340-276-5205	185	6
5330-740-9959	218	26	5340-281-5427	102	7
5330-741-1154	212	7	5340-282-7509	309	18
5330-741-1159	212	29	5340-282-7519	3303	N/I
5330-741-1160	212	14	5340-282-7521	77	10
5330-741-2203	275	40	5340-282-7537	309	4
	276	43	5340-282-7551	83	44
5330-741-3774	297	8	5340-298-8767	1410	N/I
5330-741-4275	271	47	5340-321-6397	129	14
5330-741-7093	213	2	5340-333-6055	149	4
5330-741-8961	1407	N/I	5340-338-1857	72	8
5330-752-0346	303	7	5340-365-7338	57	2
	304	8	5340-374-3334	152	7
5330-753-9688	309	13	5340-408-8979	147	11
5330-801-3440	2001	N/I	5340-419-9464	167	20
5330-808-0794	0306	N/I	5340-422-2072	5	37
	104	22	5340-425-0636	2001	N/I
5330-816-3546	265	12	5340-427-2282	67	7
5330-832-7118	275	12		71	25
5330-832-7140	1401	N/I	5340-443-9890	167	18
5330-839-9066	65	7	5340-447-4726	11	8
5330-839-9066	75	5	5340-456-1011	156	14
5330-855-6045	275	26	5340-462-2902	84	20
5330-899-4481	13	9	5340-481-2856	276	20
5530-899-9920	2004	N/I	5340-489-0363	154	18
5330-931-6753	1411	N/I	5340-508-4691	274	40
5330-961-3596	95	4	5340-512-1948	77	11
5330-990-2127	265	15	5340-514-4454	0608	N/I
5340-033-6009	56	10	5340-514-4455	0608	N/I
5340-033-6014	54	8	5340-514-4456	0608	N/I
5340-040-2073	1810	N/I	5340-514-4457	0608	N/I
5340-050-1588	0704	N/I	5340-523-2255	38	16
5340-050-1589	210	17	5340-532-3611	274	65
	259	24	5340-534-8350	277	19
5340-050-1592	2001	N/I	5340-536-2714	236	21
5340-053-8994	307	29		237	19
5340-057-3030	38	10	5340-541-6501	216	19
5340-057-3036	85	7	5340-550-8089	5	26
5340-057-3039	282	14	5340-550-9359	254	15
	38	9	5340-571-3866	150	6
5340-057-3042	1208	N/I	5340-573-3334	209	25
	38	11	5340-586-1834	27	4
5340-057-3044	308	10	5340-591-3444	1801	N/I
5340-057-3048	39	10	5340-597-0182	3303	N/I
5340-057-3051	104	20		83	5
5340-057-3052	1209	N/I	5340-597-0305	91	5
5340-057-3057	104	10	5340-597-2312	135	23
5340-057-3060	104	19	5340-597-2313	136	39
5340-082-1748	143	3	5340-597-7932	10	14
5340-090-5426	0608	N/I	5340-598-0225	303	65
5340-141-1750	242	15		304	54
5340-152-0755	160	1	5340-598-0225	303	N/I
	161	5	5340-598-1174	213	10
5340-168-6714	299	26	5340-629-7273	3303	N/I
5340-176-0868	18	33	5340-641-8645	0608	N/I
5340-177-8053	90	4	5340-664-4374	259	30
5340-190-6783	165	11	5340-679-0252	278	1
5340-191-1164	2001	N/I	5340-679-1490	168	2
			5340-679-1492	169	8

FEDERAL STOCK NUMBER	FIGURE NO	ITEM NO	FEDERAL STOCK NUMBER	FIGURE NO	ITEM NO
5340-679-1494	169	14	5340-741-1068	51	4
5340-679-1495	169	14	5340-741-1087	135	41
5340-679-1496	1812	N/I		136	10
5340-682-1762	76	24	5340-741-1094	11	12
5340-692-6060	277	36	5340-741-3899	83	35
	5	29		86	12
5340-693-4174	34	10	5340-741-3936	253	20
5340-695-9727	22	13	5340-741-6869	31	5
5340-696-0264	131	1	5340-741-7123	4	4
5340-696-0265	131	1	5340-741-8958	277	35
5340-696-0266	137	26	5340-741-8959	2004	N/I
5340-696-0411	77	1	5340-752-0964	5	3
5340-699-8459	47	4		84	2
5340-699-8463	131	17	5340-752-0976	46	3
5340-699-8483	187	1	5340-752-1285	78	20
5340-700-1765	1208	N/I	5340-752-1480	18	27
5340-704-9603	112	8	5340-752-7628	0608	N/I
5340-706-1276	274	53	5340-753-3578	262	13
5340-724-7038	165	17		263	9
5340-727-2810	218	24	5340-753-3741	143	2
5340-732-0642	22	8	5340-753-7364	3303	N/I
5340-734-6738	45	1	5340-753-9193	129	9
5340-734-6784	45	6	5340-753-9201	135	4
5340-734-6785	43	4		136	16
	44	4	5340-766-6336	166	20
5340-734-6786	43	2		167	29
	44	2	5340-772-2322	0608	N/I
5340-734-6787	45	12	5340-772-2323	0608	N/I
5340-734-6976	71	36	5340-772-2343	0608	N/I
5340-734-6990	72	8	5340-772-4765	3303	N/I
5340-734-6992	71	2	5340-772-5557	1204	N/I
5340-734-8748	5	17	5340-799-2218	174	17
5340-735-0577	22	3	5340-799-5228	14	25
5340-735-1366	105	3	5340-803-0763	241	13
5340-737-3284	130	10	5340-803-9978	262	20
5340-737-3285	130	10		263	17
5340-737-3302	132	4		267	17
5340-737-3330	137	10	5340-803-9981	259	11
5340-737-5284	54	26	5340-806-4636	267	29
5340-737-5285	275	4		268	5
	54	17	5340-809-1490	307	6
5340-737-5287	56	25	5340-809-1492	0306	N/I
5340-737-5288	56	8		0608	N/I
5340-737-5657	14	7		1208	N/I
	15	7		83	34
5340-737-6622	56	7		83	3
	82	76		92	9
5340-737-6725	82	59	5340-809-6292	1506	N/I
5340-737-6726	82	66	5340-810-0611	48	18
5340-739-7542	277	39	5340-819-7025	122	14
	5	32	5340-832-4488	2001	N/I
5340-740-9266	10	16	5340-832-4489	2001	N/I
5340-740-9335	123	9	5340-843-7825	176	7
5340-740-9366	77	11	5340-854-3089	0608	N/I
5340-740-9449	84	16	5340-854-6730	38	20
5340-740-9618	7	4	5340-896-1094	57	6
5340-740-9648	2001	N/I		83	24
5340-740-9651	242	29		85	29
5340-740-9740	254		5340-901-8132	165	15
5340-740-9767	254	6	5340-911-5634	0501	N/I
5340-740-9853	236	19	5340-922-6300	1411	N/I
5340-740-9859	254	36	5340-922-6301	1411	N/I
				181	1

FEDERAL STOCK NUMBER	FIGURE NO	ITEM NO	FEDERAL STOCK NUMBER	FIGURE NO	ITEM NO
5340-922-6302	181	1	5930-243-4480	1812	N/I
5340-938-2046	267	23	5930-296-6318	0607	N/I
5340-944-4911	79	12		303	30
5340-947-2396	13	7	5930-296-6319	0607	N/I
5340-954-5267	176	8	5930-307-8856	18	1
5340-988-1162	0608	N/I	5930-322-9441	303	17
5340-993-6207	303	66	5930-322-9444	3303	N/I
	304	78	5930-322-9617	0607	N/I
5346-679-1493	169	8	5930-458-0730	1812	N/I
5355-350-2457	47	1	5930-615-7897	295	22
5355-359-0405	76	2		296	24
5355-708-8745	18	37		3303	N/I
5355-740-9732	254	1	5930-655-1513	299	30
5360-410-9791	85	3	5930-655-1520	3303	N/I
5360-411-2511	154	17	5930-655-1521	295	5
5360-516-7466	1204	N/I	5930-678-1214	304	25
	83	2	5930-679-1513	207	5
5360-693-0615	78	3	5930-679-1517	1812	N/I
5360-740-9447	5	38	5930-695-8838	3303	N/I
	78	24	5930-699-9438	18	6
	84	19	5930-776-2673	0606	N/I
5360-740-9903	120	34		0613	N/I
5360-753-9129	10	17	5930-791-1561	0607	N/I
5365-263-3865	102	63	5930-898-0500	18	7
5365-281-6673	106	6	5935-030-1561	3303	N/I
5365-282-5040	241	10	5935-034-8009	0608	N/I
5365-403-5798	230	9	5935-214-0904	030	34
5365-419-9465	162	14		304	66
5365-443-9902	162	12	5935-258-7192	3303	N/I
5365-470-2099	163	16	5935-259-3143	0608	N/I
5365-482-1034	276	19	5935-333-3088	0608	N/I
5365-496-9706	83	36	5935-333-9414	0608	N/I
5365-557-8555	270	4	5935-376-2241	0608	N/I
5365-660-1496	250	27	5935-390-6676	179	10
5365-769-6481	274	61	5935-396-0068	0608	N/I
5640-599-6169	3303	N/I	5935-491-8194	0608	N/I
5720-200-0369	3303	N/I	5935-570-1060	0608	N/I
5850-076-8992	20	1	5935-570-1380	0608	N/I
5905-316-7760	3307	N/I	5935-572-9180	179	3
5905-316-7769	3307	N/I		304	67
5905-316-7803	3307	N/I		34	9
5905-610-3290	303	12	5935-593-6442	0608	N/I
5905-651-7272	304	13	5935-604-6817	3307	N/I
5905-735-4001	308	5	5935-629-9241	0608	N/I
5905-777-8491	299	27	5935-636-6876	0608	N/I
5910-946-0022	114	17	5935-666-1513	0608	N/I
5920-105-9932	0311	N/I	5935-682-0568	296	16
5920-855-4260	0311	N/I	5935-699-7827	0613	N/I
5925-553-2274	3303	N/I	5935-752-7630	0608	N/I
5925-737-4945	0606	N/I	5935-752-7648	0608	N/I
5925-740-1949	0613	N/I	5935-752-7649	0608	N/I
5925-740-9996	0613	N/I	5935-752-7651	0608	N/I
5925-741-1479	38	4	5935-752-7655	0608	N/I
5925-752-6909	0613	N/I	5935-771-6523	0608	N/I
5925-776-2620	18	44	5935-771-6525	0608	N/I
5925-802-1243	296	25	5935-771-6526	0608	N/I
5925-894-8015	0606	N/I	5935-772-2344	0608	N/I
5930-092-9511	21	3	5935-772-3307	0608	N/I
5930-097-4266	17	1	5935-772-3309	0608	N/I
5930-115-0603	177	3	5935-773-1428	39	5
5930-115-0604	177	2	5935-776-0598	3303	N/I
5930-174-6224	207	18	5935-776-0599	0608	N/I

Federal Stock Number Cross-Reference to Figure and Item Number-Continued

FEDERAL STOCK NUMBER	FIGURE NO	ITEM NO	FEDERAL STOCK NUMBER	FIGURE NO	ITEM NO
5935-833-8561	0608	N/I	5975-964-8600	167	14
	175	4	5977-504-8967	0613	N/I
	176	6	5977-504-8994	0608	N/I
	179	8	5977-626-1352	102	10
	207	3	5999-368-4852	0608	N/I
	303	33	5999-771-6524	0608	N/I
5935-846-3884	0608	N/I	5999-771-6527	0608	N/I
5935-900-6281	303	45	6105-961-8365	303	26
	38	3	6115-039-8253	295	4
5940-050-6208	0613	N/I	6115-787-8526	304	38
5940-050-7095	3303	N/I	6115-787-8527	3303	N/I
5940-057-2929	0608	N/I	6115-787-8528	304	26
	179	2	6115-886-1003	3303	N/I
	3303	N/I	6135-245-3880	304	48
5940-057-2930	0608	N/I	6140-057-2554	36	17
	3303	N/I	6140-737-3211	36	20
5940-057-2931	0608	N/I	6140-753-9506	134	7
5940-107-1481	3303	N/I	6140-776-2737	36	13
5940-113-8191	36	10	6140-776-2738	36	7
5940-113-9826	3307	N/I	6145-299-4411	0608	N/I
	3307	N/I	6145-538-8222	3303	N/I
5940-399-6676	0608	N/I	6145-705-6678	3303	N/I
	0608	N/I		3307	N/I
	207	4	6145-705-6679	308	6
	3303	N/I	6145-772-0853	0608	N/I
5940-501-7669	3303	N/I		179	6
5940-534-0986	175	8		3303	N/I
5940-549-6581	36	11	6145-805-3354	36	8
5940-549-6583	36	1	6150-039-8256	295	8
5940-718-9919	3303	N/I	6150-279-6097	304	5
5940-826-3705	3303	N/I	6210-174-1375	19	20
5940-833-0342	38	14	6210-295-0006	19	5
5940-892-3151	175	1	6210-295-1909	295	6
	176	1	6210-299-5564	19	7
5945-296-8464	0613	N/I	6210-738-4388	19	7
5945-504-8993	0606	N/I	6210-776-0412	19	5
5345-741-0691	35	1	6210-776-0418	19	20
5945-789-3706	20	2	6220-025-3697	32	2
5950-310-4655	294	4	6220-179-4324	30	2
5950-645-8838	294	6	6220-179-4325	28	8
5970-224-5277	0608	N/I	6220-179-4337	136	45
5970-334-7722	3307	N/I	6220-179-4339	135	43
5970-433-9294	3307	N/I	6220-283-9906	23	4
5970-705-6639	36	9	6220-299-7425	24	2
5970-833-8562	0608	N/I	6220-300-9908	22	6
	176	5	6220-337-6471	25	1
	179	9	6220-338-1083	207	19
	3303	N/I		32	1
	175	3	6220-338-1086	207	10
5975-280-3357	3303	N/I		32	1
5975-322-9865	0608	N/I	6220-353-0941	22	10
5975-335-2586	3303	N/I	6220-447-3477	22	11
5975-335-2588	1812	N/I	6220-500-0437	27	1
	3303	N/I	6220-500-3185	32	2
5975-403-9490	207	8	6220-512-9219	0612	N/I
5975-504-8992	13	N/I		22	13
5975-697-6991	0608	N/I	6220-538-1088	18	20
5975-697-7769	0608	N/I	6220-545-8618	0609	N/I
5975-697-7860	0608	N/I		27	7
5975-752-7644	0608	N/I	6220-577-3288	207	13
5975-771-6634	0608	N/I	6220-577-3289	207	14
5975-952-8380	178	2	6220-577-3434	207	1
5975-964-8594	167	6		24	1

Federal Stock Number Cross-Reference to Figure and Item Number-Continued

FEDERAL STOCK NUMBER	FIGURE NO	ITEM NO	FEDERAL STOCK NUMBER	FIGURE NO	ITEM NO
6220-577-3435	207	2	6680-732-0561	4701	N/I
6220-669-5623	26	1	6680-737-2727	4701	N/I
6220-693-4175	23	7	6680-740-9701	309	11
6220-695-1107	23	5	6680-753-9689	309	7
6220-696-0324	22	1	6680-825-2076	309	8
6220-737-2775	0609	N/I	6680-882-0966	309	1
6220-738-5905	31	6	6680-933-3600	19	11
6220-752-6018	25	5	6685-335-9479	301	8
6220-752-6020	26	2	6685-387-9654	310	43
6220-752-6030	27	10	6685-515-3478	19	14
6220-753-9550	22	4	6685-814-5271	0610	N/I
6220-776-0505	23	1	6685-936-2139	19	9
6220-832-7131	0609	N/I	6730-537-9342	114	14
6220-878-7301	31	1	7520-040-2248	5	10
6220-880-1624	28	4	7690-851-0172	2210	N/I
6220-880-1625	30	1	7690-912-3504	2210	N/I
6240-019-0877	19	6	8010-615-5370	3303	N/I
	24	3	8305-170-4956	149	5
	25	3	8305-264-6153	0900	N/I
	26	4	8305-285-4849	218	23
	27	11	9150-234-5198	0608	N/I
	28	10	9320-232-2451	3303	N/I
	30	4	9320-599-6405	137	19
6240-019-3093	28	6	9320-641-1119	137	20
	30	6		1801	N/I
6240-044-6914	26	5	9320-737-3300	130	25
	27	8	9320-737-3301	130	28
	28	9	9320-737-3317	131	16
	29	4	9320-737-3337	137	22
	30	5	9340-240-6239	137	9
6240-143-3059	32	3	9340-285-6777	130	27
6240-143-3118	207	11	9390-641-1119	2201	N/I
6240-155-8651	207	20	9390-737-3291	130	19
6240-155-8714	296	2	9505-191-3680	2004	N/I
	3303	N/I	9905-202-3639	149	15
6240-189-2744	207	12		285	3
6240-266-9940	19	6		286	2
6240-269-0958	32	3		287	9
6240-295-2421	31	4		288	2
6240-403-0956	0609	N/I		290	2
6240-419-3185	20	1		291	2
6240-504-0981	22	5		292	3
6240-696-0249	22	5	9905-205-2795	149	33
6240-999-7805	0609	N/I		285	1
6240-999-7806	0609	N/I		286	6
6250-741-8960	0609	N/I		287	1
	18	31		288	4
6605-740-8644	249	15		289	2
6615-603-6280	18	21		290	3
6620-084-7621	4701	N/I		291	4
6620-335-9508	19	12		292	4
6620-634-8945	0610	N/I	9905-248-4758	303	47
6625-321-6365	19	13	9905-252-5586	2210	N/I
	309	9	9905-252-5587	2210	N/I
6670-675-4986	310	42	9905-282-3039	289	4
6675-160-7504	3303	N/I	9905-410-5831	299	16
6680-075-2392	304	19		303	48
6680-089-2005	4701	N/I	9905-491-6845	293	3
6680-112-0227	4701	N/I	9905-498-2423	293	3
6680-226-4574	0610	N/I	9905-752-4649	175	7
6680-294-6481	309	6		176	2
6680-515-3458	33	3		179	7
6680-515-4346	299	5	9905-841-4445	175	9
6680-528-8736	309	12			



Reference Number Cross-Reference to Figure and Item Number-Continued

REFERENCE NUMBER	MFG CODE	FIG NO	ITEM NO	REFERENCE NUMBER	MFG CODE	FIG NO	ITEM NO
AL1256-37	08484	274	29	A498844	40095	33	4
ANFX2	80058	307	1	BB3338	50513	282	12
AN122586	88044	117	15	BRF976	04636	240	19
AN565C816H16	88044	67	5	BX375467	06848	82	23
AN6227-26	88044	2001	N/I	BX375479	06853	82	16
AN6227-27	88044	2001	N/I	B103787	06840	271	36
AN6227B7		210	27			274	34
	88044	49	16	B30619	90280	114	17
AN742-6	88044	282	13	B30620	90280	114	10
AN924-8	88044	1411	N/I	B30629	90280	114	3
ASF3343	04636	243	1	B30630	90280	114	7
ASF3784	04636	240	1	B7261583	19207	2001	N/I
AW064541	04636	247	15	B7960-2617-6	82817	19	1
AW309010	04636	248	5	CMDX2-3PT573030	19207	38	10
AW310010	04636	248	4	CMDX2-3PT573039	81348	38	9
AW42630	04636	243	13	CMDX2-3PT573048	81348	39	10
AW42933	04636	250	20	C3647G2	46522	296	1
AW726003	04636	242	39			3303	N/I
AW726011	04636	238	15	C3657G10	46522	296	10
AW737007	04636	246	10	C3657G4	46522	296	12
AW758058	04636	238	8	C3657G5	46522	296	9
AW771010	94636	238	16	C3657G6	46522	296	7
AW778021	04636	250	21	C3657G9	46522	296	11
		250	19	C3695G2	46522	296	21
AW812002	04636	254	18	C40	80064	108	15
AW914010	04636	250	22	C6052-832-27	21387	296	17
AW917151	04636	248	9	C9115-3-15	82647	0613	N/I
AW917157	04636	240	20	DAPD262TYPE1	9207	3303	N/I
AW923007	04636	244	8	DNP10672	84243	7	13
A11650G1	46522	296	23	D30617	90280	114	19
A12876	65909	282	11	D30617-12	90280	114	8
A143813	76040	78	9	D30617-13	90280	114	6
A145910	19207	267	50	D30617-14	90280	114	5
A161589	19207	54	9	D30617-15	90280	114	2
A167419	9207	80	1	D30617-16	90280	114	16
A167632	19207	47	1	D30617-17	90280	114	15
A167732	19207	94	5	D30617-18	90280	114	12
A16860	02248	247	8	D30617-19	90280	114	9
A175415	19207	80	4	D30617-20	90280	114	4
A175498	19207	249	12	D30617-4	90280	114	11
A2083	80684	3303	N/I	D30617-5	90280	114	13
A214774	21450	48	12	D30624	90280	114	1
A214868	19207	276	57	ERLA220	81336	3303	N/I
A215674	19207	80	2	FC602	63477	1211	N/I
A2174	70230	137	1	FFP386	81348	10	21
A2233J114	78500	68	10	FFR556	81348	1801	N/I
A225875	19207	71	19	FFS85	81348	53	8
A225876	19207	71	18	FO2B125V2AS	81349	0311	N/I
A226131	19207	274	65	G1251	24617	2001	N/I
A226147	21450	274	63			60	7
A22846	35351	259	6			61	4
A229587	21450	54	16			82	38
A283266	19207	2004	N/I	G486085	457733	3303	N/I
A2843A105	78500	271	60	G489424	78385	304	38
A285277B	19207	276	30	G489428	78385	304	23
A291580	29107	0900	N/I	G489436	78385	3303	N/I
A298428	19207	1002	N/I	G489439	78385	304	25
A298551	19207	123	20	G489443	78385	304	12
A30595	90280	114	21	G489455	78385	304	31
A30623	90280	114	20	G489460	78385	304	26
A30628	25734	114	14	G700308	78385	3303	N/I
A30697	58189	114	18	G701345	78385	304	14
A3658	46522	296	22	G701700	78385	303	10

Reference Number Cross-Reference to Figure and Item Number-Continued

REFERENCE NUMBER	MFG CODE	FIG NO	ITEM NO	REFERENCE NUMBER	MFG CODE	FIG NO	ITEM NO
G701707	78385	303	13	HCF448	04636	246	5
HCF1113	04636	242	28	HCF449-2	04636	246	7
HCF11727	04636	254	21	HCF451	04636	243	11
HCF1232D	04636	244	1	HCF452	04636	243	4
HCF1234	04636	250	5	HCF463	04636	239	7
HCF12358	04636	250	4	HCF469C	04636	243	8
HCF1236A	04636	250	3	HCF472	04636	246	14
HCF1257	04636	246	17	HCF479	04636	243	15
HCF1259A	04636	248	8	HCF481A	04636	239	25
HCF1261C	04636	248	17	HCF518	04636	240	6
HCF1262	04636	246	3			241	5
HCF12630	04636	246	18	HCF520A	04636	240	7
HCF1264	04636	248	24	HCF521	04636	241	15
HCF1266	04636	249	5	HCF522	04636	241	13
HCF1271A	04636	250	7	HCF523	04636	241	14
HCF1276B	04636	249	13	HCF527A	04636	241	2
HCF1282E	04636	247	7	HCF544	04636	241	16
HCF1284A	04636	241	9	HCF562	4636	241	12
HCF1287	04636	243	9	HCF583A	04636	254	37
HCF1288C	04636	239	17	HCF5889	4636	247	4
HCF1292F	04636	250	23	HCF6494	04636	247	14
HCF1299G	04636	238	5			247	5
HCF1301	04636	241	7	HCF740	04636	243	2
HCF1304	04636	249	21	HCF904	4636	243	19
HCF1305	04636	248	10	HCU234	04636	245	1
HCF1311	04636	239	14	HCU349	04636	247	1
HCF1316A	04636	239	5	HCU89301	04636	254	20
		247	21	HCU974	04636	247	3
HCF1321	04636	248	15	HC142	04636	249	3
HCF1322	04636	249	16	HC143A	04636	248	2
HCF1323B	04636	238	3	HC144B	04636	250	25
HCF13248	04636	238	18	HC145A	04636	248	7
HCF1328	04636	238	2	HC146	04636	250	12
HCF1332	04636	248	21	HC147	04636	250	15
HCF1337	04636	247	20	HC148C	04636	248	12
HCF1338	04636	248	25	HC1498	04636	249	9
HCF1339	04636	249	19	HC152A	04636	240	20
HCF1340	04636	248	13	HC154E	04636	247	11
HCF1341	04636	250	16	HC168A	04636	246	12
HCF1349A	04636	247	10	HC1698	04636	254	7
HCF1350	04636	249	7	HC170	04636	254	23
HCF1359	04636	241	6	HC1878	04636	254	19
HCF1360	04636	241	8	HC42937	04636	250	17
HCF1398	04636	250	2	HC63C	04636	239	3
HCF1399A	04636	250	6	HC67	04636	243	7
HCF1518	04636	240	18	HC73	4636	246	16
HCF1531	04636	240	17	HHP96	81348	2004	N/I
HCF1533	04636	240	16	H008-0819783	19207	2001	N/I
HCF1544	04636	246	2	H25-1	79470	2001	N/I
HCF1593	04636	246	20	KC5417	50513	94	15
HCF1712A	04636	249	24	K22005	60038	250	27
HCF1722	06853	253	25			248	26
HCF1781	04636	244	12	MA198	05083	6	2
HCF1785	04636	244	11	MA35266-66	96906	137	4
HCF1988	04636	254	33	MIL-W3912		1810	
HCF2009	04636	247	18	MILC13486	81349	0608	N/I
HCF2010A	04636	239	4	MILC13486-1	81349	308	6
HCF2119	04636	254	32	MILH13568	81349	2001	N/I
HCF2123	04636	254	30	MILH7938	81349	2001	N/I
HCF223	04636	254	27			301	5
HCF375A	04636	254	17	MILI13042	81349	3303	N/I
HCF4414	04636	2001	N/I	MILI8660	81349	0608	N/I
HCF447	04636	246	4	MI3486-1-6	81349	3303	N/I

Reference Number Cross-Reference to Figure and Item Number-Continued

REFERENCE NUMBER	MFG CODE	FIG NO	ITEM NO	REFERENCE NUMBER	MFG CODE	FIG NO	ITEM NO		
MJ42-5705	76260	60	11	MS15795-106	96906	133	4		
		63	9	MS15795-115	96906	133	22		
MPD9484-57-9	91340	1208	N/I			134	2		
MSP4X2314	26009	55	7	MS15795-210	96906	307	27		
MPS513	02413	1004	N/I	MS15795-212	96906	170	15		
MS135319-6	81336	216	38	MS15795-214	96906	135	39		
MS15001-1	96906	0900	N/I			135	45		
		10	10			18	11		
		214	11			283	6		
		0900	N/I			7	9		
MS15003-1	96906	100	7	MS15795-215	96906	135	13		
		101	9	MS15795-216	96906	49	5		
		112	12	MS15795-218	96906	216	20		
		123	4	MS15795-31	96906	256	8		
		154	9	MS15795-615	7860	253	13		
		211	12	MS15795-812	96906	76	25		
		211	18	MS16535-235	96906	133	3		
		219	4	MS16536-170	96906	2001	N/I		
		220	10	MS16536-172	96906	1202	N/I		
		221	9	MS16536-92	96906	210	24		
		222	12	MS16536-99	96906	2001	N/I		
		228	1	MS16555-77	96906	262	14		
		232	4			263	3		
		233	16	MS16624-137	96906	262	20		
		238	6			263	17		
		239	15	MS16624-150	96906	259	11		
		239	16	MS16624-3100	96906	213	10		
		240	8	MS16625-315	96906	267	29		
		241	1			268	5		
		242	2	MS16633-3025	96906	79	12		
		243	12	MS16997-124	96906	239	10		
		244	5	MS16997-66	96906	108	18		
		250	10	MS17107-8	96906	267	20		
		255	0	MS17131-35	96906	274	52		
		257	5	MS17131-51	96906	244	13		
		258	1	MS17131-54	96906	212	5		
		260	17	MS17133-1	96906	148	13		
		261	17	MS19055-59	96906	227	6		
		61	23	MS19059-50	96906	82	69		
		78	32	MS19059-51	96906	102	22		
		148	4			230	4		
			96906	84	8	MS19059-53	96906	275	28
			96906	99	6	MS19059-57	96906	212	26
		MS15003-4	96906	78	28	MS19059-59	96906	107	7
			96906	78	36			1410	N/I
				213	9			218	19
		MS15003-6	96906	218	22	MS19059-63	96906	236	7
				219	3	MS19059-90	96906	276	27
				220	9	MS19059-96	96906	271	59
				222	11			274	25
			96906	255	6	MS19060-21	96906	277	37
			96906	256	13	MS19060-26	96906	48	3
MS15570-1251	96906	19	6	MS19061-13	96906	209	4		
		24	3	MS20066-407	96906	236	20		
		25	3			248	19		
		29	4	MS20067-270	96906	259	37		
		37	11	MS20067-305	96906	216	7		
		28	10	MS20068-277	96906	273	3		
		30	4	MS20365-428A	96906	1211	N/I		
						129	11		
MS15570-1623	96906	30	6			1211	N/I		
		28	6	MS20365-524C	96906	1211	N/I		
MS15586-5	96906	32	3	MS20365-8200	96906	51	6		
MS15586-7	96906	207	20	MS20365-832C	96906	24	8		

Reference Number Cross-Reference to Figure and Item Number-Continued

REFERENCE NUMBER	MFG CODE	FIG NO	ITEM NO	REFERENCE NUMBER	MFG CODE	FIG NO	ITEM NO
MS20613-10P10	96906	1501	N/I			250	11
MS20615-483	96906	210	31			270	42
MS20659-104	96906	3303	N/I			274	32
MS20659-5	96906	3303	N/I			277	13
MS20819-3	96906	3303	N/I			305	6
MS20822-10	96906	104	27			306	3
		1411	N/I			309	17
MS20822-16	96906	265	18			3303	N/I
		270	8			36	14
MS20822-6B	96906	1411	N/I			38	17
MS20913-1S	96906	303	59			5	4
MS20913-45	96906	242	41			59	9
MS20913-85	96906	254	11			60	3
MS20995F41-12	96906	276	49			61	24
MS20995F91-12	96906	261	3			62	2
MS21044D3	96906	134	18			63	2
MS21044N06	96906	18	41			76	11
MS21044N10	96906	120	22			8	11
		121	4			83	19
		239	26			84	1
		248	22			87	5
		254	10	MS21044N8	96906	129	24
MS21044N20	96906	255	9			133	13
MS21044N3	96906	10	29			149	39
		133	26			248	1
		134	13			249	2
		18	18			250	24
MS21044N4	96906	10	7			99	7
		104	11	MS210441V6	96906	10	13
		1208	N/I	MS21045-10	96906	102	3
		1209	N/I			113	11
		3307	N/I			1501	N/I
		35	5			154	12
MS21044N5	96906	131	20			161	8
		133	15			204	5
		134	11			242	13
		135	26	MS21045-12	96906	127	2
		136	36			161	9
		140	3	MS21045-3	96906	1411	N/I
		140	9	MS21045-4	96906	117	5
		141	10			1501	N/I
		18	4			284	1
		36	19			289	3
		7	19			291	3
		83	30			58	18
MS21044N6	96906	106	12	MS21045-5	96906	1204	N/I
		107	4			202	8
		11	4			203	3
		110	9	MS21045-6	96906	115	2
		12	5			117	20
		12	15			118	1
		129	20			138	6
		133	8			142	4
		134	5			144	3
		136	2			145	3
		14	2			1506	N/I
		14	16			154	10
		149	26			159	1
		15	4			160	4
		151	24			202	15
		18	12			203	5
		249	8			232	3

Reference Number Cross-Reference to Figure and Item Number-Continued

REFERENCE NUMBER	MFG CODE	FIG NO	ITEM NO	REFERENCE NUMBER	MFG CODE	FIG NO	ITEM NO
MS21045-8	96906	233	15	MS24400-10	96906	104	5
		235	4			1411	N/I
		58	5	MS24400-8	96906	104	23
		113	2	MS24506-10	96906	296	25
		115	10	MS24518-7	96906	304	61
		116	2	MS24532-2	96906	19	13
		117	14			309	9
		118	11	MS24537-1	96906	0610	N/I
		138	138	MS24543-1	96906	19	9
		1407	N/I	MS24544-2	96906	19	11
		146	3	MS24616-55	96906	186	2
		15	19	MS24617-10	96906	130	8
		1501	N/I			131	18
		155	6			187	2
		158	1	MS24617-21	96906	177	6
		204	4			180	3
		206	3	MS24617-23	96906	180	5
		233	21	MS24617-30	96906	3303	N/I
		265	25	MS24617-31	96906	181	2
		MS21318-15	96906	3	7	MS24617-33	96906
4	5			MS24617-39	96906	207	17
13	10			MS24621-32	96906	176	9
2210	N/I			MS24621-42	96906	201	2
112	14			MS24629-24	96906	3303	N/I
0306	N/I			MS24629-35	96906	2210	N/I
0608	N/I					293	5
1208	N/I			MS24629-56	96906	159	4
83	34					286	5
86	3			MS24637-58	96906	3303	N/I
92	9			MS24649-55	96906	290	1
0608	N/I			MS24665	96906	170	9
1209	N/I					170	3
176	8			MS24665-132	96906	2004	N/I
38	20					3305	N/I
307	29			MS24665-281	96906	274	45
3303	N/I			MS24665-283	96906	10	32
3303	N/I					14	9
83	5					15	9
77	10					182	4
309	4			210	8		
83	44			234	12		
309	18			276	7		
176	7			76	13		
165	17			79	22		
1411	N/I	MS24665-285	96906	2004	N/I		
1411	N/I			61	11		
181	1	MS24665-295	96906	141	5		
181	1			2004	N/I		
181	1			254	3		
307	6	MS24665-351	96906	219	8		
3303	N/I			238	14		
303	66	MS24665-353	96906	14	23		
304	78			149	37		
165	15			169	7		
144	4			215	9		
6	11			216	2		
265	22			233	3		
104	6			234	3		
1411	N/I			277	10		
104	25			5	35		
1411	N/I			58	3		
104	24			84	17		
1411	N/I	MS24665-355	96906	275	20		

Reference Number Cross-Reference to Figure and Item Number-Continued

REFERENCE NUMBER	MFG CODE	FIG NO	ITEM NO	REFERENCE NUMBER	MFG CODE	FIG NO	ITEM NO
MS24665-357	96906	105	20			2004	N/I
		158	9			28	15
		276	23			284	3
		71	31			29	2
MS24665-359	96906	242	20			309	21
		258	7			77	6
MS24665-360	96906	112	6			83	22
MS24665-361	96906	54	1	MS27183-11	96906	6	3
		56	1	MS27183-12	96906	135	30
		69	14			136	25
		78	10			140	12
MS24665-362	96906	43	13			151	6
		44	13			3307	N/I
		61	27			76	12
MS24665-363	96906	303	72	MS27183-14	96906	10	22
		304	53			106	11
MS24665-368	96906	9	1			136	20
MS24665-419	96906	219	9			138	5
MS24665-421	96906	119	1			14	3
		246	11			15	5
		277	16			1506	N/I
		58	13			182	3
MS24665-423	96906	154	13			233	27
		255	20			259	34
MS24665-431	96906	130	18			274	19
		131	11	MS27183-15	96906	136	6
MS24665-493	96906	78	23			1407	N/I
MS24665-495	96906	243	16			141	7
MS24665-497	96906	274	70			142	3
MS24665-498	96906	227	5			146	7
MS24665-502	96906	219	5	MS27183-16	96906	141	3
		247	2			231	14
MS24665-625	96906	120	15			275	31
MS24665-627	96906	100	5			276	39
		255	3	MS27183-17	96906	135	11
MS24665-628	96906	256	5			136	8
MS24665-629	96906	112	13	MS27183-18	96906	117	22
MS24665-633	96906		17			129	15
			2004	N/I		15	20
MS24665-689	96906	112	2			155	5
MS24665-814	96906	2004	N/I			158	4
MS24667-41	96906	256	3			276	6
MS24677-48	96906	72	10			31	3
MS25036-114	96906	3307	N/I			61	12
MS25036-127	96906	36	10	MS27183-19	96906	13	17
MS25231-1829	96906	19	6	MS27183-21	96906	149	36
MS25231-1873	96906	20	1			158	16
MS25231-313	96906	296	2			262	3
		3303	N/I			263	14
MS25331-4	96906	295	6	MS27183-22	96906	161	7
MS27040-12	96906	120	8	MS27183-23	96906	105	18
MS27116-17B	96906	13	7			116	13
MS27147-1	96906	303	45			1810	N/I
		38	3			277	15
MS27148-2	96906	0608	N/I			58	9
		3303	N/I	MS27183-24	96906	120	28
MS27151-28	96906	254	14			127	3
MS2718-13	96906	18	5	MS27183-28	96906	212	11
MS27182-23	96906	154	15	MS27183-4	96906	184	2
MS27183-10	96906	104	12	MS28740-10	96906	1411	N/I
		1208	N/I	MS28741-10-0430	96906	104	7
		135	6	MS28741-12-0640	96906	104	14
		136	15	MS28741-6-0180	96906	1411	N/I

Reference Number Cross-Reference to Figure and Item Number-Continued

REFERENCE NUMBER	MFG CODE	FIG NO	ITEM NO	REFERENCE NUMBER	MFG CODE	FIG NO	ITEM NO
MS28741-6-0750	96906	104	2	MS35206-267	96906	22	7
MS28774-114	96906	2001	N/I	MS35206-279	96906	21	1
MS28774-115	96906	2001	N/I	MS35206-280	96906	149	6
MS28775-012	96906	259	33			287	2
MS28775-112	96906	216	22			290	4
MS28775-114	96906	2001	N/I			292	1
MS28775-115	96906	2001	N/I			292	6
MS28775-117	96906	2001	N/I	MS35206-281	96906	149	19
MS28775-120	96906	2001	N/I			288	1
MS28775-128	96906	265	28	MS35206-283	96906	149	20
MS28775-217	96906	48	26			6	1
MS28775-225	96906	262	11	MS35206-296	96906	151	20
MS28775-229	96906	262	24	MS35206-300	96906	7	7
MS28778-10	96906	104	4	MS35206-307	96906	212	31
		1411	N/I	MS35206-380	96906	286	1
MS28778-16	96906	265	15	MS35206-88	96906	150	5
MS28778-20	96906	265	12	MS35207-246	96906	18	45
MS28778-8	96906	0306	N/I	MS35207-259	96906	9	13
		104	22	MS35207-261	96906	183	3
		1411	N/I	MS35207-263	96906	133	28
MS29177-7	96906	1208	N/I			134	14
MS29513-20	96906	304	21			22	14
MS29561-12	96906	276	55	MS35207-264	96906	18	38
MS29561-229	96906	2001	N/I			3303	N/I
		263	5	MS35207-265	96906	3303	N/I
MS29561-249	96906	257	13	MS35207-267	96906	1411	N/I
MS305791	96906	216	6	MS35207-281	96906	133	25
MS3102R16S8P	96906	296	16			134	15
MS31979-9	96906	1211	N/I			135	9
MS35000-3	96906	36	17			136	11
MS35058-21	96906	299	30			205	3
MS35058-28	96906	3303	N/I	MS35207-295	96906	140	15
MS35058-29	96906	295	5	MS35207-311	96906	2001	N/I
MS35059-31	96906	295	22	MS35208-88	96906	151	5
		296	24	MS35243-1	96906	24	1
		3303	N/I	MS35265-43	96906	23	6
MS35140-4	96906	165	11	MS35465-83	96906	164	5
MS35190-142	96906	260	4	MS35266-66	96906	131	15
MS35190-176	96906	260	12	MS35275-294	96906	71	42
MS35190-236	96906	177	1	MS35289-7	96906	167	22
		178	1	MS35291-166	96906	173	6
		207	7	MS35291-3	96906	164	10
MS35190-253	96906	24	11	MS35291-59	96906	1806	N/I
MS35190-343	96906	210	36	MS35297-34	96906	46	9
MS35191-273	96906	10	28	MS35297-87	96906	47	9
		267	8	MS35298-64	96906	105	6
MS35191-275	96906	185	1	MS35298-74	96906	259	35
MS35206-215	96906	296	18	MS35300-7	96906	2004	N/I
MS35206-222	96906	120	29			53	16
MS35206-226	96906	296	28	MS35333-27	96906	2004	N/I
MS35206-241	96906	102	11	MS35333-36	96906	296	15
		180	6	MS35333-37	96906	3303	N/I
MS35206-242	96906	19	17	MS35333-38	96906	102	12
MS35206-244	96906	24	10			137	8
MS35206-245	96906	8	5			294	3
		8	6			296	20
MS35206-248	96906	3303	N/I			3303	N/I
MS35206-261	96906	267	16	MS35333-40	96906	108	17
		3303	N/I			48	24
MS35206-262	96906	5	18	MS35333-41	96906	102	17
MS35206-264	96906	147	8	MS35333-42	96906	227	12
		152	6			79	18
MS35206-265	96906	83	47	MS35333-43	96906	275	42

Reference Number Cross-Reference to Figure and Item Number-Continued

REFERENCE NUMBER	MFG CODE	FIG NO	ITEM NO	REFERENCE NUMBER	MFG CODE	FIG NO	ITEM NO
		276	3	MS35338-31	96906	148	8
MS35333-46	96906	83	10			215	4
MS35333-47	96906	83	15			51	9
MS35333-49	96906	85	5	MS35338-36	96906	102	47
		90	14	MS35338-39	96906	272	15
MS35333-5	96906	137	11	MS35338-42	96906	19	18
MS35333-59	96906	135	34	MS35338-43	96906	0608	N/I
		136	29			152	3
		2004	N/I			16	2
MS35335-19	96906	159	3			18	39
		283	3			183	4
MS35335-21	96906	10	19			22	15
		36	23			22	17
MS35335-33	96906	149	16			267	15
		21	2			5	15
		286	4			83	48
		287	4	MS35338-44	96906	108	12
		292	2			166	13
MS35335-35	96906	271	53			166	16
MS35335-37	96906	61	19			3303	N/I
MS35335-38	96906	71	13	MS35338-45	96906	102	20
MS35335-39	96906	1002	N/I			253	17
		47	18			259	20
		66	3			274	9
		71	26			276	11
MS35336-20	96906	130	30			46	10
MS35337-21	96906	173	5			82	22
MS35337-23	96906	18	2	MS35338-46	96906	102	31
MS35337-24	96906	147	9			103	3
		167	25			120	7
MS35337-25	96906	164	3			1201	N/I
		169	2			135	42
		174	37			136	21
MS35337-26	96906	163	14			1407	N/I
		164	13			147	13
MS35337-27	96906	162	2			212	2
MS35337-29	96906	173	2			213	14
MS35338-10	96906	222	2			218	2
		255	17			220	3
		259	2			221	12
		264	3			222	17
		268	13			228	4
		269	32			229	7
		42	9			23	10
MS35338-113	96906	73	9			241	4
MS35338-12	96906	46	13			242	37
MS35338-25	96906	157	4			255	25
MS35338-46	96906	0304	N/I			266	15
		105	5			266	18
		116	6			267	25
		148	3			271	3
		152	11			272	16
		200	3			274	12
		61	31			275	15
MS35338-47	96906	47	10			275	33
		53	9			277	33
MS35338-48	96906	147	3			3303	N/I
		1501	N/I			41	4
		202	14			42	18
		231	18			48	2
		265	24			62	4
		70	14			67	2
		71	5			69	26



Reference Number Cross-Reference to Figure and Item Number-Continued

REFERENCE NUMBER	MFG CODE	FIG NO	ITEM NO	REFERENCE NUMBER	MFG CODE	FIG NO	ITEM NO
		7	10			268	3
		78	17	MS35339-33	96906	123	19
		78	33	MS35340-33	96906	125	9
		79	2	MS35387-1	96906	149	33
		82	6			285	1
		82	53			286	6
		83	8			287	1
		9	6			288	4
		0900	N/I			289	2
		275	7			290	3
		276	52			291	4
		5	22			292	4
		52	5	MS35387-2	96906	285	3
		53	20			286	2
		94	8			287	3
		95	7			288	2
		208	17			289	4
		210	2			290	2
		210	20			291	2
		216	17			292	3
		258	12	MS353872	96906	149	15
		260	2	MS35388-21	96906	96	1
		262	8	MS35388-23	96906	96	1
		269	3	MS35388-25	96906	96	1
		271	41	MS35392-15	96906	96	2
		47	13	MS35392-16	96906	96	2
		52	2	MS35392-18	96906	96	2
		69	16	MS35392-34	96906	237	18
		74	2	MS35421-1	96906	24	2
		95	17	MS35423-1	96906	207	1
MS35338-49	96906	109	21	MS35423-2	96906	207	13
		99	2	MS35424-1	96906	207	2
MS35338-50	96906	217	88	MS35424-2	96906	207	14
		1002	N/I	MS35436-30	96906	3303	N/I
		101	20	MS35436-4	96906	175	8
		1102	N/I	MS35436-9	96906	175	1
		14	21			176	1
		15	17	MS35456-8	96906	58	22
		188	2	MS35478-1683	96906	26	5
		208	6			27	8
		208	11			28	9
		209	13			29	4
		210	39			30	5
		211	22	MS35489-23	96906	304	47
		212	19	MS35489-79	96906	303	82
		216	42	MS35489-9	96906	177	5
		243	22	MS35490-20	96906	309	5
		243	22	MS35490-6	96906	180	9
		255	12	MS35490-7	96906	9	10
		260	19	MS35490-75	96906	6	9
		66	4	MS35490-8	96906	28	13
		71	23			29	8
MS35338-51	96906	120	25	MS35495-93	96906	34	14
		128	3	MS35609-805	96906	173	1
		208	12	MS35627-44	96906	154	3
		209	10	MS35643-1	96906	8	3
		211	20			8	3
		215	12			82	2
		216	32			8	2
		79	16	MS35648-3	96906	2001	N/I
MS35338-53	96906	216	39			210	17
		239	24			259	24
MS35338-8	6906	102	39	MS35648-6	96906	48	18

Reference Number Cross-Reference to Figure and Item Number-Continued

REFERENCE NUMBER	MFG CODE	FIG NO	ITEM NO	REFERENCE NUMBER	MFG CODE	FIG NO	ITEM NO
MS35649-102	96906	147	10			56	21
		152	2	MS35756-114	96906	43	9
		183	5			44	9
MS35649-202	96906	166	15	MS35756-13	96906	209	5
		83	49	MS35756-14	96906	158	21
MS35649-2382	96906	23	11			158	21
MS35649-282	96906	3303	N/I			231	7
MS35649-7	96906	166	14	MS35756-15	96906	5	7
MS35650-102	96906	0609	N/I	MS35756-17	96906	231	8
MS35650-382	96906	18	3	MS35756-18	96906	274	37
MS35671-30	96906	10	8	MS35756-20	96906	264	29
MS35671-51	96906	228	11	MS35756-21	96906	259	8
MS35671-58	96906	153	14			264	23
MS35672-44	96906	233	9	MS35756-22	96906	271	29
MS35690-1005	96906	173	9	MS35756-7	96906	266	6
MS35690-1024	96906	46	12	MS35756-8	96906	277	25
MS51967-2	96906	164	2	MS35763-1035	96906	227	15
	96906	169	3	MS35763-433	96906	2001	N/I
MS51967-3	96906	174	36	MS33769-21	96906	65	7
MS51967-8	96906	162	1			75	5
MS35690-625	96906	77	4	MS35769-26	96906	4701	N/I
MS35690-825	96906	233	4	MS35769-9	96906	275	26
		234	6	MS35782-1	96906	3303	N/I
MS35691-1002	96906	215	6	MS35782-5	96906	14	28
MS35691-21	96906	108	5			15	12
		14	6	MS35784-2	96906	87	3
		274	64	MS35810-34	96906	14	8
		9	5			15	8
MS35691-33	96906	0704	N/I			182	2
		208	4	MS35810-35	96906	234	13
		218	33			254	40
MS35691-37	96906	2001	N/I	MS35810-36	96906	166	5
		47	12			233	2
MS35691-5	96906	10	3			234	2
MS35691-53	96906	83	11			277	9
MS35691-57	96906	1407	N/I			5	34
		209	28			58	1
		78	35			84	18
MS35691-77							
MS35691-822	96906	102	42	MS35813-7	96906	158	10
MS35691-93	96906	102	48	MS35842-10	96906	282	9
MS35692-1022	96906	120	30			304	57
MS35692-105	96906	58	8	MS35842-11	96906	2001	N/I
MS35692-1225	96906	154	14			299	37
MS35692-1625	96906	242	19			3303	N/I
MS35692-37	96906	14	24	MS35842-12	96906	3303	N/I
		61	10	MS35842-15	96906	7	14
MS35692-53	96906	1810	N/I	MS35842-16	96906	3303	N/I
		2001	N/I	MS35842-3	96906	0501	N/I
		271	9	MS35842-4	96906	0501	N/I
MS35692-69	96906	71	30			305	10
MS35692-77	96906	112	7	MS35842-5	96906	14	12
MS35692-825	96906	276	8			303	27
MS35692-93	96906	227	20	MS35916-2	96906	309	8
MS35743-76	96906	79	23	MS38206-6	96906	303	80
MS35743-78		161	6	MS39020-1	96906	175	7
MS35743-79	96906	160	5			176	2
MS35746-1	96906	91	2	MS39020-2	96906	175	9
MS35748-1	96906	91	7	MS39060-1	96906	18	7
MS35751-42	96906	151	3	MS39060-2	96906	18	6
MS35751-43	96906	151	16	MS39061-1	96906	0607	N/I
MS35751-44	96906	151	26			303	30
MS35756-10	96906	213	13	MS39061-2	96906	0607	N/I
MS35756-105	96906	54	24	MS39063-1	96906	0606	N/I

Reference Number Cross-Reference to Figure and Item Number-Continued

REFERENCE NUMBER	MFG CODE	FIG NO	ITEM NO	REFERENCE NUMBER	MFG CODE	FIG NO	ITEM NO
MS39133-2	96906	1208	N/I	MS49005-2	96906	5	14
MS39158-3	96906	3303	N/I	MS49005-4	96906	2001	N/I
MS39159-3	96906	6	7			242	27
MS39166-3	96906	165	2			249	6
MS39177-3	96906	3303	N/I			52	15
		1208	N/I			65	6
		2001	N/I	MS49005-6	96906	102	53
MS39179-1	96906	6	8			102	32
MS39179-4	96906	1208	N/I			202	5
MS39179-5	96906	1208	N/I	MS49005-8	96906	2001	N/I
		85	18			209	22
		90	1			216	13
		92	3	MS49005-9	96906	259	17
MS39179-6	96906	1204	N/I	MS49006-10	96906	202	11
		86	17			65	8
		92	45	MS49006-14	96906	52	16
MS39181-1	96906	6	19	MS49006-6	96906	106	9
MS39182-02	96906	86	24	MS49006-8	96906	235	10
MS39182-3	96906	1208	N/I	MS51025-56	96906	271	51
		307	17	MS51025-90	96906	260	13
		49	8	MS51071-11	96906	4701	N/I
		57	1	MS51071-4	96906	309	1
		92	11	MS51071-9	96906	4701	N/I
MS39182-5	96906	92	7	MS51085-1	96906	303	56
MS39182-6	96906	85	10			304	73
MS39184-1	96906	6	13	MS51106-421	96906	51	2
MS39184-3	96906	57	10	MS51113-1	96906	18	1
MS39186-1	96906	86	11	MS51301-1	96906	35	2
MS39187-2	96906	85	31	MS51320-1	96906	31	1
		86	7	MS51322-1	96906	88	1
MS39187-3	96906	85	21	MS51324-16	96906	281	2
MS39188-2	96906	307	4	MS51329-1	96906	26	1
		86	1	MS51330-1	96906	25	1
MS39189-2	96906	1208	N/I	MS51334-6	96906	38	15
MS39190-4	96906	85	39	MS51375-1	96906	96	4
MS39196-3	96906	1208	N/I	MS51388-2	96906	283	5
		57	4	MS51861-68	96906	285	2
MS39197-3	96906	57	3	MS51911-3-5	96906	276	17
MS39198-3	96906	165	6	MS51911-48-2	96906	52	8
MS39202-3	96906	165	8	MS51922	96906	277	43
MS39202-4	96906	303	58	MS51922-1	96906	13	13
		304	74			233	26
MS39203-4	96906	303	63			28	14
MS39206-4	96906	303	57			286	3
		304	77			287	5
MS39230-4	96906	1411	N/I			288	3
MS39231-5	96906	1411	N/I			29	1
MS45904-57	96906	3303	N/I			29	9
MS45904-60	96906	3303	N/I			290	5
MS45904-68	96906	178	4			292	5
		24	5			6	5
		28	16	MS51922-21	96906	1501	N/I
		29	10			253	15
		295	14	MS51922-37	96906	109	24
		3303	N/I			111	6
MS45904-72	96906	28	2			13	14
		30	10			132	7
MS45904-73	96906	3303	N/I			224	7
MS49005-10	96906	210	10			61	18
		216	10			61	18
		216	33	MS51922-5	96906	104	9
		248	23			129	19
		271	31			131	25
		8	9				

Reference Number Cross-Reference to Figure and Item Number-Continued

REFERENCE NUMBER	MFG CODE	FIG NO	ITEM NO	REFERENCE NUMBER	MFG CODE	FIG NO	ITEM NO
		133	11			71	41
		135	2	MS51967-525	96906	129	16
		136	14	MS51967-8	96906	0304	N/I
		205	2			36	26
		23	12			6	30
		24	6			77	13
		272	8	MS51968-11	96906	254	39
		279	16			275	41
		307	28			53	10
		309	22			78	4
		3307	N/I			94	7
		38	7			95	6
		39	7	MS51968-12	96906	276	2
		57	12	MS51968-14	96906	0607	N/I
		6	12			147	4
		77	8			2001	N/I
		83	6			208	15
		86	2			222	18
		89	3			238	11
		9	11			277	20
		90	9			5	27
MS51922-53	96906	111	2			61	17
		158	17			70	15
		2	3	MS51968-17	96906	84	15
MS51922-61	96906	256	7	MS51968-19	96906	158	13
MS51932-181	96906	119	2	MS51968-2	96906	157	5
		149	10			178	3
MS51943-31	96906	149	13			180	7
MS51943-35	96906	270	3			2004	N/I
MS51943-42	96906	109	20			266	16
		99	1			283	2
MS51943-46	96906	113	3			82	54
MS51946-6	96906	94	15	MS51968-20	96906	101	21
		95	15			148	9
MS51952-2	96906	104	32			188	4
		1411	N/I			66	5
		57	13	MS51968-23	96906	120	26
		85	25			212	9
MS51953-154	96906	265	30	MS51968-29	96906	216	40
MS51953-52	96906	1411	N/I	MS51968-5	96906	102	18
MS51953-97	96906	1411	N/I			129	13
MS51955-34	96906	227	21			82	21
MS51955-77	96906	208	3	MS51968-8	96906	10	30
MS51957-42	96906	294	2			11	7
MS51961-15	96906	219	15			116	11
MS51961-30	96906	218	28			12	10
MS51963-102	96906	271	26			135	33
MS51963-137	96906	211	8			136	30
		274	43			147	14
MS51963-170	96906	217	6			152	12
MS51967-14	96906	265	23			2004	N/I
MS51967-2	96906	3303	N/I			266	17
		3303	N/I			283	10
MS51967-23	96906	215	13			78	11
		217	10			78	34
MS51967-5	96906	151	12			79	19
		2001	N/I			79	19
		208	18	MS51983-2	96906	94	5
		209	21	MS52000-4	96906	0608	N/I
		213	16	MS52000-8	96906	0608	N/I
		215	16	MS53006-1	96906	85	11
		3303	N/I	MS53015-2	96906	284	10
		3307	N/I	MS53017-1	96906	282	8

Reference Number Cross-Reference to Figure and Item Number-Continued

REFERENCE NUMBER	MFG CODE	FIG NO	ITEM NO	REFERENCE NUMBER	MFG CODE	FIG NO	ITEM NO
MS53044-6	96906	93	1			3303	N/I
MS53045-3	96906	93	3			3307	N/I
MS53045-4	96906	93	3	MS90725-5	96906	3303	N/I
MS53046-3	96906	36	16	MS90725-57	96906	274	13
MS53047-1	96906	27	1			83	9
MS53048-12	96906	282	1	MS90725-58	96906	212	3
MS53052-1	96906	133	1			6	25
MS53052-1	96906	133	6			67	1
		203	2	MS90725-59	96906	200	4
MS53053-1	96906	143	1			79	1
MS53068-1	96906	94	5	MS90725-6	96906	0304	N/I
		95	11			174	15
MS53068-2	96906	94	5			28	11
		95	11			29	11
MS53694-202	96906	167	24			309	20
MS53040-3	96906	174	4	MS90725-60	96906	1407	N/I
MS70925-70	96906	103	2			148	2
MS75004-1	96906	36	11			267	37
MS75004-2	96906	36	1			271	2
MS75021-2	96906	0608	N/I	MS90725-61	96906	102	30
MS90707-1050	96906	265	6			102	38
MS90725-02	96906	267	24	MS90725-62	96906	222	16
MS90725-109	96906	267	33			271	23
MS90725-11	96906	229	8			272	18
MS90725-111	96906	231	17			41	3
		264	2			42	19
MS90725-112	96906	52	4			48	1
MS90725-113	96906	262	23	MS90725-64	96906	162	3
		42	8	MS90725-69	96906	103	17
MS90725-114	96906	173	14			229	10
		210	1			271	56
MS90725-127	96906	265	2	MS90725-73	96906	120	6
MS90725-14	96906	272	14	MS90725-8	96906	169	12
MS90725-158	96906	212	20			3303	N/I
MS90725-160	96906	208	5	MS90725-99	96906	231	15
		51	8	MS90726-10	96906	86	25
		71	24			90	3
MS90725-162	96906	209	14	MS90726-107	96906	202	13
MS90725-163	96906	215	3	MS90726-109	96906	210	21
		260	20			222	1
MS90725-164	96906	208	10			255	18
		211	21			259	31
		216	41			268	16
MS90725-17	96906	48	22	MS90726-11	96906	279	11
MS90725-18	96906	229	11			86	4
MS90725-187	96906	208	13	MS90726-111	96906	110	6
		209	11			116	1
		211	19			132	5
		215	15			147	2
		217	9			149	40
MS90725-189	96906	215	11			155	4
		216	45			216	18
MS90725-20	96906	55	16			258	9
MS90725-211	96906	262	9			259	1
MS90725-3	96906	309	2			260	1
		3303	N/I			264	7
MS90725-32	96906	253	19			265	27
		276	12			61	21
MS90725-33	96906	102	19	MS90726-112	96906	269	2
		141	8	MS90726-113	96906	111	8
		275	32			116	9
MS90725-34	96906	164	12			117	17
		274	8			118	15

Reference Number Cross-Reference to Figure and Item Number-Continued

REFERENCE NUMBER	MFG CODE	FIG NO	ITEM NO	REFERENCE NUMBER	MFG CODE	FIG NO	ITEM NO
		129	22	MS90726-190	96906	161	10
		138	2	MS90726-199	96906	256	14
		146	2	MS90726-235	96906	216	37
		155	2	MS90726-3	96906	29	3
		158	3			129	6
MS90726-114	96906	111	9			135	32
		113	13			136	31
		117	16			23	8
		118	14			3307	N/I
		133	29	MS90726-31	96906	133	17
		158	5			134	8
		206	1			135	36
		208	16			136	26
		259	18	MS90726-32	96906	133	20
MS90726-115	96906	115	9			134	3
		1501	N/I			135	29
		204	3			136	33
MS90726-116	96906	113	10			203	7
		222	13			28	1
		233	20			30	9
		271	40	MS90726-33	96906	259	21
MS90726-117	96906	123	17			36	22
MS90726-118	96906	224	9			82	36
MS90726-12	96906	272	17			83	51
MS90726-120	96906	99	4			89	2
MS90726-122	96906	3	1	MS90726-34	96906	140	2
		4	2			141	13
MS90726-123	96906	13	16			18	26
MS90726-124	96906	155	3	MS90726-36	96906	1204	N/I
MS90726-125	96906	156	4	MS90726-38	96906	13	11
MS90726-128	96906	216	21			83	27
MS90726-13	96906	115	13	MS90726-4	96906	24	9
		157	3			83	4
		39	6	MS90726-40	96906	102	8
		48	23	MS90726-41	96906	202	7
		83	33	MS90726-5	96906	1208	N/I
MS90726-139	96906	0501	N/I			129	5
MS90726-14	96906	104	21			129	28
		83	38			135	5
MS90726-160	96906	243	21			135	18
MS90726-161	96906	221	1			136	9
MS90726-162	96906	121	3			1407	N/I
		14	22			178	5
		148	12			277	4
		15	18			289	1
		255	13			291	1
MS90726-163	96906	113	8			3303	N/I
		121	5			3307	N/I
		1501	N/I			77	7
		154	11	MS90726-51	96906	146	6
		204	2	MS90726-58	96906	133	5
MS90726-164	96906	148	10			135	40
		1501	N/I			136	22
		1506	N/I			138	8
		154	7			203	1
MS90726-165	96906	101	18			213	15
		71	46			218	3
MS90726-166	96906	254	9			220	2
MS90726-167	96906	102	2			221	13
		258	13			274	18
MS90726-169	96906	2	1			309	19
MS90726-17	96906	104	13			76	16
MS90726-170	96906	188	1			83	43

Reference Number Cross-Reference to Figure and Item Number-Continued

REFERENCE NUMBER	MFG CODE	FIG NO	ITEM NO	REFERENCE NUMBER	MFG CODE	FIG NO	ITEM NO		
MS90726-59	96906	106	10			77	2		
		134	1	MS90726-63	96906	77	5		
		138	9	MS90726-64	96906	11	1		
		144	2			12	13		
		149	50			133	24		
		159	6			149	30		
		271	54			1506	N/I		
		7	11			268	2		
		MS90726-6	96906	117	8			277	29
				1208	N/I			283	8
				1501	N/I			306	2
277	47					3307	N/I		
284	17					84	14		
38	8			MS90726-65	96906	106	13		
39	3					11	13		
57	11					12	11		
58	24					12	6		
6	22					1407	N/I		
9	15					160	2		
MS90726-60	96906	10	15			202	12		
		115	3			305	2		
		117	21			5	6		
		118	2			84	5		
		129	25	MS90726-66	96906	277	14		
		133	18			5	9		
		133	19			58	7		
		135	44	MS90726-67	96906	10	331		
		136	44			135	25		
		14	18			136	38		
		1407	N/I			268	14		
MS90726-61	96906	142	2			5	36		
		145	2	MS90726-68	96906	135	38		
		149	25			136	46		
		1501	N/I			151	25		
		18	10	MS90726-69	96906	107	3		
		232	1			1407	N/I		
		233	14			228	3		
		268	19			84	12		
		277	44	MS90726-7	96906	129	8		
		309	10			2004	N/I		
		3303	N/I			242	38		
MS90726-62	96906	38	18			83	25		
		58	16			86	6		
		83	20	MS90726-71	96906	135	24		
		133	23			136	37		
		149	48			8	10		
		271	15	MS90726-72	96906	136	3		
		110	4	MS90726-74	96906	154	6		
		115	7			210	28		
		116	5			235	3		
		117	6			76	21		
		118	9	MS90726-8	96906	10	35		
MS90726-63	96906	133	30			1208	N/I		
		147	12			162	18		
		149	47			307	36		
		152	9			35	4		
		227	13			83	23		
		253	18	MS90726-85	96906	82	5		
		255	24	MS90726-9	96906	284	5		
		274	30	MS90727-139	96906	109	17		
		277	24	MS90727-189	96906	113	7		
		306	6	MS90727-190	96906	113	6		
		58	19	MS90727-191	96906	113	4		

Reference Number Cross-Reference to Figure and Item Number-Continued

REFERENCE NUMBER	MFG CODE	FIG NO	ITEM NO	REFERENCE NUMBER	MFG CODE	FIG NO	ITEM NO
MS90727-32	96906	214	2	RZ-0J102	83324	72	2
MS90728-116	96906	52	11	RZ-OJ33-2	83324	72	6
MS90728-33	96906	276	35	R1XS152		2004	N/I
MS90728-34	96906	276	21	R755	70230	137	20
		52	6	SA5764	70230	137	10
MS90728-59	96906	53	13	SC6Z3817	80063	0608	N/I
MS90728-61	96906	275	16	SK1031	70411	0306	N/I
		69	27	SP582	72540	120	34
MS90728-87	96906	52	9	ST2040	31007	69	9
		53	21	ST897	31007	69	10
MS90728-88	96906	275	8	ST965	31007	243	6
		276	53	ST982	31007	69	18
MS90908-1	96906	8	4	S1054	03487	249	15
M13486-1-12	81349	36	8	S6192-61022-1	78286	2210	N/I
M13486/1-5	81349	175	5	TAN6227-10	81344	242	32
		176	3	TB9-2855-52	72217	3303	N/I
M144	24076	218	5	TD3866V568	78500	53	19
M20161XOH	60380	274	44	TD3875D316	81336	53	25
M2025601	24076	230	11	VVC846	81348	0608	N/I
M3004	70230	137	26	WW-T799	81348	92	1
M305371	24076	212	23			92	4
M305385	24076	212	12			92	8
M305639	24076	212	1	WWP404	81348	2001	N/I
M305852	24076	220	4	WWP406	81348	2001	N/I
		221	11			2004	N/I
M307238	24076	212	13	WWP471 TYPE1	81348	2001	N/I
M307240	24076	212	10	WWP471Z1*2	81348	3303	N/I
M307643	24076	221	3	WWT799	81348	1208	N/I
M307644	20476	221	4	XA744C	19728	2001	N/I
N10919C	40342	49	7	X5248	14351	2001	N/I
N11728AF	40342	0704	N/I	YLE1	81348	296	14
N11833	40342	49	10	ZZH428	81348	0501	N/I
N145P1708C	03538	282	10			6	18
N155-46821	81348	2001	N/I	ZZT831	81348	2001	N/I
N2352	40342	0704	N/I	028207	77640	108	21
PGF5523	04636	240	12	032165	77640	1407	N/I
PGF7026-2	04636	242	7	40039	77640	108	19
PGF8243A	04636	240	2	043001	90940	249	11
PGF8252A	04636	242	34	044983	77640	102	59
PGF8439A	04636	241	10	5-10235	78080	103	9
PGF8706A	04636	250	8	5-10237	78080	103	15
PGF8708	04636	250	13	5-10238	78080	102	23
PGF8731	04636	238	13	5-10264	78080	103	13
PGF9374B	04636	249	1	5-10406	78080	103	22
PGF9619	04636	238	10	5-10679	78080	103	18
PGF9648-57	04636	247	6	070011	70920	102	51
PGF9769B	04636	242	21	96126-34	77640	102	15
PG1826A	04636	242	14	1DX506	78500	53	11
PG18290	04636	242	24	1HC100770H	31007	307	10
PL6317	76260	62	7	10-40817-10	77280	0608	N/I
PS05-10234	78080	103	16	10X507	78500	78	37
PS05-10755	46606	107	12	100033	24617	135	17
PT69F	30327	1208	N/I	100066R91	31007	53	22
QQW461	81348	2004	N/I			69	5
REVAPC15	80064	217	4	100096R91		43	11
RIXS152	81351	250	28			44	11
RR-C271	81348	2001	N/I	100102R1	31007	43	3
RPW00410	81348	2001	N/I	10012834	19207	196	9
RV388	78500	78	13	100360	24617	53	4
RZ-BA3040	83324	72	7	101353R1	31007	107	5
RZ-J31	83324	72	5	101477R1	31007	3305	N/I
RZ-J51	83324	72	4	101750R91	31007	102	9
RZ-N52	83324	72	3	101760R91	31007	102	10



Reference Number Cross-Reference to Figure and Item Number-Continued

REFERENCE NUMBER	MFG CODE	FIG NO	ITEM NO	REFERENCE NUMBER	MFG CODE	FIG NO	ITEM NO
101771R21	31007	102	46	10864804	19207	129	2
101892R1	31007	128	1	108687	21450	249	23
10203	61848	2001	N/I	10869502	19207	164	14
102049R1	31007	15	14	10869575	19207	170	21
102057R12	31007	214	5	10869576	19207	170	16
102060R1	31007	15	15			170	20
102097R91	31007	95	4	10869773	19207	170	11
102169R1	31007	108	7	10869774	19207	170	13
102169R2	31007	141	N/I	10871053	19207	242	3
102170R1	31007	105	9	10871054	19207	242	4
		108	6	10871061	19207	242	33
102181R91	19207	102	58	10871062	19207	242	40
102231R91	31007	45	23	10871093	19207	61	1
102413R1	31007	106	16	10871218	19207	83	46
		107	14	10871220	19207	149	27
102633R92	31007	0609	N/I	10871252	19207	128	12
102735R1	31007	106	15	10871273	19207	123	14
102955R1	31007	230	7	10871338	19207	173	15
103 X 4	19207	2001	N/I	10871339	19207	173	13
103001R1	31007	84	9	10871389	19207	135	10
103415	21450	239	6	10871411	19207	0501	N/I
103596R11	31007	214	9			0501	N/I
103632	21450	174	24			1802	N/I
103646R91	31007	0613	N/I	10871412	19207	1801	N/I
103881	31007	42	15	10871413	19207	136	23
103907	12204	233	19	10871414	19207	0501	N/I
104 X 117A	19207	2001	N/I	10871421	19207	135	20
104029R92	31007	0609	N/I			136	42
104039	24617	5	26			1802	N/I
104057R1	31007	0609	N/I	10871425	19207	135	43
104132	21450	1501	N/I	10871426	19207	136	45
104279	21450	1806	N/I	10871433	19207	277	6
104291	21450	55	21			58	12
104443R1	31007	2001	N/I	10871438	19207	277	41
104934R1	31007	76	19			58	21
105 X 14L	19207	2001	N/I	10871440	19207	277	3
10515445	19207	3303	N/I	10871441	19207	277	2
105229R1	31007	0613	N/I	10871456	19207	146	4
105405	21450	104	33	10871458	19207	146	1
		1411	N/I	10871462	19207	146	5
		270	53	10871475	19207	133	14
105497H	31007	241	11	10871476	19207	133	16
105626R1	31007	103	12	10871479	19207	133	9
105627R1	31007	103	11	10871484	19207	133	27
105685	24076	222	19	10871489	19207	5	39
105708-21	31007	293	3	10871490	19207	5	37
105711R1	31007	293	3	10871494	19207	84	11
105822	24076	222	20	10871495	19207	84	6
105992R1	31007	2002	N/I	10871496	19207	84	13
106142R91	31007	0613	N/I	10872111	19207	143	4
106898	21450	149	22	10872418	19207	134	7
106899	21450	279	14	10875171	19207	267	40
106911	21450	170	19	10875200	19207	2001	N/I
106912	21450	170	7	10875210	19207	261	1
106915	21450	170	12	10876128	19207	0609	N/I
106918	21450	170	18	10876129	19207	268	4
107622R1	31007	15	11	10876130	19207	267	27
108 X 14	19207	2001	N/I	10876131	19207	259	7
108335	21450	237	2	10876132	19207	264	6
108626	21450	268	9	10876133	19207	264	24
10864585	19207	1802	N/I	10876134	19207	259	10
10864801	19207	129	10	10876135	19207	259	19
10864803	19207	129	17	10876136	19207	0613	N/I

Reference Number Cross-Reference to Figure and Item Number-Continued

REFERENCE NUMBER	MFG CODE	FIG NO	ITEM NO	REFERENCE NUMBER	MFG CODE	FIG NO	ITEM NO
10876138	19207	2001	N/I	10876253	19207	260	5
10876139	19207	270	23	10876271	19207	267	42
10876140	19207	270	19	10876274	19207	202	9
10876141	19207	2001	N/I	10876275	19207	267	2
10876142	19207	270	24	10876276	19207	267	21
10876143	19207	270	30	10876277	19207	2001	N/I
10876144	19207	270	15			202	6
10876145	19207	270	14	10876285	19207	267	6
10876146	19207	270	25	10876286	19207	206	2
10876147	19207	270	48	10876288	19207	267	30
10876148	19207	267	13	10876289	19207	267	48
10876149	19207	0609	N/I	10876290	19207	267	45
		267	11	10876292	19207	255	29
10876150	19207	2001	N/I	10876305	19207	263	12
10876151	19207	263	1	10876307	19207	261	2
10876152	19207	262	1	10876309	19207	261	16
10876153	19207	257	12	10876310	19207	261	11
		261	9	10876311	19207	257	2
10876154	19207	262	13	10876312	19207	257	3
		263	9	10876342	19207	262	7
10876157	19207	260	15	10876343	19207	263	8
10876158	19207	255	5	10876355	19207	260	9
10876159	19207	257	9	10876356	19207	260	16
		261	12	10876357	19207	260	11
10876160	19207	262	6	10876359	19207	269	7
		263	7	10876360	19207	264	17
10876162	19207	268	15	10876361	19207	264	27
10876163	19207	264	15	10876362	19207	0608	N/I
10876164	19207	259	22	10876364	19207	259	9
10876165	19207	0606	N/I	10876367	19207	0613	N/I
10876166	19207	264	8	10876370	19207	269	10
10876167	19207	0608	N/I	10876382	19207	264	28
		267	12	10876383	19207	256	9
10876168	19207	0608	N/I	10876386	19207	271	10
		267	9	10876396	19207	204	1
10876174	19207	260	18	10876397	19207	204	1
10876182	19207	256	15	10876401	19207	200	1
10876186	19207	264	16	10876402	19207	1806	N/I
10876187	19207	202	4			200	2
10876190	19207	255	11	10876406	19207	255	1
10876196	19207	267	1	10876412	19207	269	4
10876197	19207	258	11	10876421	19207	268	10
10876198	19207	264	1	10876422	19207	268	18
10876200	19207	202	1	10876424	19207	270	54
10876204	19204	267	26	10876426	19207	270	13
10876205	19207	256	1	10876428	19207	270	6
10876210	19207	257	10	10876430	19207	268	23
10876211	19207	262	12			270	1
10876212	19207	262	19	10876433	19207	280	1
10876213	19207	257	1	10876437	19207	255	23
10876217	19207	263	13	10876442	19207	267	18
10876224	19207	262	5	10876449	19207	257	6
10876226	19207	264	5			261	15
10876227	19207	269	1	10876453	19207	261	8
10876231	19207	269	6	10876454	19207	257	16
10876232	19207	264	25			261	6
10876245	19207	268	7	10876461	19207	257	7
10876246	19207	259	13			261	14
10876247	19207	259	5	10876506	19207	257	17
10876248	19207	267	44			261	5
		268	20	10876509	19207	263	11
10876251	19207	268	1	10876510	19207	262	21
10876252	19207	259	3			263	18

Reference Number Cross-Reference to Figure and Item Number-Continued

REFERENCE NUMBER	MFG CODE	FIG NO	ITEM NO	REFERENCE NUMBER	MFG CODE	FIG NO	ITEM NO
10876511	19207	2001	N/I	10883350	19207	106	8
		262	16	10883359	19207	85	8
10876530	19207	270	45	10883370	19207	134	10
10876532	19207	2001	N/I	10883371	19207	134	16
10876533	19207	2001	N/I	10883389	19207	5	19
10876534	19207	2001	N/I	10883397	19207	2210	N/I
10876540	19207	272	9	10883443	19207	106	5
10876541	19207	272	13	10883483	19207	0609	N/I
10876542	19207	272	11	10883489	19207	134	4
10876549	19207	267	10	10883494	19207	85	6
10876562	19207	2001	N/I	10883499	19207	85	33
		202	2	10883500	19207	85	24
10876563	19207	258	10	10883503	19207	106	3
10876564	19207	258	8	10883507	19207	1	2
10876565	19207	280	4	10883538	19207	86	19
10876566	19207	280	3	10883593	19207	8	1
10876570	19207	257	14	10885788	19207	59	1
10883101	19207	138	3	10885798	19207	303	42
10883102	19207	138	3			304	43
10883103	19207	138	4	10889768	19207	13	9
10883104	19207	138	7	108905	21450	103	14
10883106-1	19207	1501	N/I	10896359	19207	304	62
10883113	19207	110	8	10896364	19207	304	63
10883114	19207	1501	N/I	10896366	19207	304	82
10883115	19207	1501	N/I	10896371	19207	303	46
10883116	19207	1501	N/I	10896477	19207	304	83
10883119	19207	110	3	10896487	19207	303	29
10883128	19207	76	20	10896514	19207	304	39
10883129	96906	77	17	10896515	19207	303	44
10883130	19207	77	3	10896521	19207	303	31
10883131	19207	77	16	10896726-1	19207	95	18
10883158	19207	123	6	10896746	19207	276	25
10883202	19207	5	28	10896749	19207	276	22
10883203	19207	124	4	10896774	19207	185	2
10883205	19207	124	5	10896775	19207	185	3
10883206	19207	283	4	10899201	19207	151	2
10883212	19207	14	25			1810	N/I
10883224	19207	309	3	10899202	19207	151	2
10883229	19207	97	2			1801	N/I
10883232	19207	97	3	10899217	19207	151	15
10883234	19207	10	11			1810	N/I
10883235	19207	10	4	10899218	19207	151	15
10883236	19207	10	20			1810	N/I
10883245	19207	116	4	10899231	19207	278	2
10883271	19207	1208	N/I	10899301	19207	272	5
10883272	19207	85	3	10899366	19207	255	21
10883281	19207	83	1	10899377	19207	238	1
10883282	19207	83	57	10899408	19207	135	22
10883283	19207	83	17			136	40
10883284	19207	83	16	10899409	19207	135	1
10883285	19207	86	23	10899410	19207	136	1
10883303	19207	85	30	10899416	19207	203	4
10883309	19207	18	13	10899438	19207	14	17
10883310	19207	18	43	10899439	19207	12	4
10883319	19207	83	36	10899440	19207	12	4
10883328	19207	90	7	10899444	19207	0401	N/I
10883329	19207	90	7	10899445	19207	12	2
10883330	19207	90	4	10899797	19207	202	10
10883331	19207	90	13	10899974	19207	255	8
10883334	19207	83	29	10899976	19207	256	4
10883335	19207	1506	N/I	10899978	19207	255	19
10883340	19207	5	16	10899979	19207	255	28
10883341	19207	18	25	10899980	19207	255	26

Reference Number Cross-Reference to Figure and Item Number-Continued

REFERENCE NUMBER	MFG CODE	FIG NO	ITEM NO	REFERENCE NUMBER	MFG CODE	FIG NO	ITEM NO
10899983	19207	255	16	10906323	19207	270	4
10899986	19207	256	2	10906350	19207	130	23
10899989	19207	256	12	10906729	19207	267	23
10899994	19207	264	21	10910298	19297	270	2
10899996	19207	264	22	10910299	19207	270	43
10899997	19207	2001	N/I	10910347	19207	255	22
109 X 117	19207	2001	N/I	10910956	19207	201	1
10900001	19207	267	5	10911094	19207	267	43
10900002	19207	267	3	10911098	19207	262	17
10900004	19207	269	5	10911099	19207	262	18
10900005	19207	269	5	10911102	19207	257	4
10900018	19207	258	2	10912497	19207	4701	N/I
10900021	19207	258	4	10913149	19207	270	16
10900022	19207	258	6	10913150	19207	270	37
10900025	19207	267	14	10913151	19207	270	33
10900026	19207	267	7	10913152	19207	270	34
10900042	19207	267	38	10913198	19207	0607	N/I
10900043	19207	267	38	10913199	19207	0607	N/I
10900056	19207	255	7	10913209	19207	55	12
10900074	19207	272	4	10914540	19207	304	1
10900080	19207	270	5			304	71
10900087	19207	262	22	10917063	19207	0311	N/I
10900088	19207	262	10	10921633	19207	270	26
10900090	19207	259	4	10921763	19207	45	10
10900096	19207	255	15	10921795	19207	276	36
10900098	19207	267	4	10922134	19207	275	1
10900102	19207	260	3	10922135	19207	276	1
10900106	19207	202	3	10922162	19207	270	49
10900108	19207	270	22	10923484	19207	276	46
10900112	19207	270	40	10923528	19207	304	40
10900142	19207	262	15	10924916	19207	186	1
		263	10			205	1
10900150	19207	263	4	10929829	19207	2210	N/I
10900151	19207	257	18	10929991	19207	2210	N/I
		261	4	10930014	19204	2210	N/I
1090017	19207	258	5	10930015	19207	2210	N/I
10900172	19207	265	8	10931804	19207	2210	N/I
10900185	19207	202	16			293	9
		270	28	10931906	19207	8	1
10900189	19207	264	20	10931907	19207	8	1
10900202	19207	264	10	10931908	19207	0613	N/I
10900203	19207	255	2	10931909	19207	6	34
10900204	19207	264	19	10931914	19207	38	13
10900212	19207	264	18	10931919-1	19207	136	1
10900217	19207	255	4	10931927	19207	2210	N/I
10900232	19207	264	12	10931928	19207	2210	N/I
10900242	19207	270	20	10931929	19207	2210	N/I
10900247	19207	256	6	10931930	19207	2210	N/I
10900249	19207	280	2	10931931	19207	2210	N/I
10900266	19207	270	9	10931936	19207	2210	N/I
10900283	19207	271	39	10931937	19207	2210	N/I
10900300	19207	257	8	10931941	19207	14	14
		261	13	10931942	19207	14	20
10900304	19207	257	15			2	2
		261	7	10931943	19207	1802	N/I
10900306	19207	262	2	10931948	19207	136	12
		263	16			1801	N/I
10900307	19207	262	25	10831954-1	19207	0401	N/I
		263	15	10931954-2	19207	0401	N/I
10900463	19207	263	6	10931982	19207	104	3
10900464	19207	263	2	10931983	19207	304	81
10900525	19207	89	1	10931984	19207	304	79
10900574	19207	274	48	10931985	19207	304	59

Reference Number Cross-Reference to Figure and Item Number-Continued

REFERENCE NUMBER	MFG CODE	FIG NO	ITEM NO	REFERENCE NUMBER	MFG CODE	FIG NO	ITEM NO
10931988	19207	303	70	109415	21450	10	2
10931990	19207	303	79	109426R92	31007	110	1
10931992	19207	304	42			111	1
10931997	19207	18	13	109430R11	31007	121	6
10932060-1	19207	303	41	10944453-1	19207	0609	N/I
10932060-2	19207	303	32	10944639-3	19207	2001	N/I
10932060-3	19207	303	39	10944793	19207	2210	N/I
		304	65	10945889	19207	24	7
10932060-4	19207	303	40	10946886	19207	0501	N/I
10932116	19207	303	53			0501	N/I
10933816	19207	9	9	10947358-3	19207	0311	N/I
10935265	19207	103	1	109943	31007	0501	N/I
10937090	19207	183	2	11KBAX3158	76040	40	2
10937126	19207	183	1	11MFX1294	76040	14	13
10937538	19207	207	6	11MFX2356	76040	14	11
10937539	19207	177	3	11037ZH	31007	1810	N/I
10937544	19207	207	15	110371H	31007	95	10
10937607	19207	182	1	111001	21450	270	29
10937830	19207	177	2	111633	21450	162	4
10937878	19207	150	1			163	4
10937881	19207	150	6			164	7
10938089	19207	39	1	111705R1	31007	213	3
10938119	19207	304	69	111940R91	31007	216	4
10938122	19207	304	70	112-2102	76260	2001	N/I
10938140-1	19207	304	44	112-7100	46260	0900	N/I
10938204	19207	38	13	112-8100	46260	09000	N/I
10938210	19207	18	13			0900	N/I
10938216	19207	2210	N/I	112045R91	31007	271	21
10938230	19207	2210	N/I	112057R91	31007	271	33
10938246		2	2	112304	21450	3305	N/I
10938248	19207	116	7	11237R1	31007	103	20
10938255	19207	0501	N/I	112465	12204	46	6
10938264	19207	12	16	112578	21450	85	14
10938276	19207	38	13	112726	24617	167	7
10938290	19207	275	35		24617	168	4
10938299	19207	10	33	112736	21450	163	12
10938316-1	19207	0312	N/I	112782R1	31007	2001	N/I
10938316-2	19207	0312	N/I	112877	21450	3303	N/I
10938316-3	19207	0312	N/I	113-2129	76260	2001	N/I
10938316-4	19207	0312	N/I	113-2130	76260	2001	N/I
10938335	19207	6	16	113-2131	76260	2001	N/I
10938340	19207	1411	N/I	113-7200	76560	0900	N/I
10938346	19207	8	1	113-8200	76260	0900	N/I
10938351	19207	0401	N/I			0900	N/I
		12	3	113552R1	31007	239	18
10938357	19207	0312	N/I	113782	21450	269	9
10938367	19207	0401	N/I	114487	21450	267	22
10938369-2	19207	8	1	114523H1	31007	240	14
10938382	19207	39	1	114630	21450	304	10
10938437	19207	0312	N/I	114631	21450	304	9
10938439	19207	99	3	114787	21450	169	4
10938443-2	19207	116	12	114795	21450	3303	N/I
10938449	19207	203	6	114949R1	31007	107	6
10938462	19207	0501	N/I	115764	80048	236	22
10938486	19207	13	15	11593178	19207	13	2
10938489	19207	144	1	11593179	19207	13	19
10938490	19207	13	6	11593180	19207	1411	N/I
10938491	19207	13	1	11593182	19207	116	3
10938492	19207	13	12	11593184	19207	116	10
10938495	19207	13	4	11593187	19207	116	8
10938496	19207	13	5	11593193	19207	116	14
10938497	19207	13	3	11593197	19207	6	35
10938498	19207	144	1	11593201	19207	79	20

Reference Number Cross-Reference to Figure and Item Number-Continued

REFERENCE NUMBER	MFG CODE	FIG NO	ITEM NO	REFERENCE NUMBER	MFG CODE	FIG NO	ITEM NO
11593202	96906	1810	N/I	11621892	19207	265	11
11593227	19207	293	3	11621893	19207	265	19
11593229	19207	293	3	11621894-1	19207	265	16
11593237	19207	115	12	11621894-2	19207	265	17
11593242	19207	115	11	11631857	19207	16	6
11593243	19207	115	1	116338	21450	166	11
11593247	19207	115	8			167	21
11593258	19207	173	7	11639519-1	19207	28	7
11601640	19207	207	16	11639519-2	19207	30	3
11602159	19207	253	1	11639520	19207	30	7
		92	2	11639535	19207	30	2
11604545	19207	7	12	11639541	19207	28	5
11607265-4	19207	166	4	11639546	19207	28	8
11608765	19207	13	8	11640178	19207	0607	N/I
11608799	19207	281	1	11640281	19207	1	2
11608804	19207	235	2	11640317	19207	274	15
11608806	19207	154				274	22
11608807	19207	235	1	11640318	19207	272	6
11608809	19207	154	16	11640319	19207	14	5
11608819	19207	13	20	11640338	19207	120	35
11608820	19207	13	18	11640340	19207	120	31
11608863	19207	1407	N/I	11640341	19207	1506	N/I
		1411	N/I	11640342	19207	120	27
11608882	19207	1506	N/I	11640343	19207	120	5
11608902	19207	1802	N/I	11640351	19207	120	18
11608909	19207	13	6	11640352	19207	120	1
11608912	19207	39	1	11640398-1	19207	265	4
11608924	19207	284	9	11640398-2	19207	265	5
11608925	19207	284	14	11640446	19207	2001	N/I
11608926	19207	284	8	11640447	19207	2001	N/I
11608927	19207	284	11	11640923	19207	103	1
11608928	19207	284	12	116410	21450	166	2
11608929	19207	284	13			167	16
1160893	19207	284	16			168	9
11608933	19207	284	4	11648479	19207	132	9
11608936	19207	284	7	11648479-1	19207	132	9
11608938	19207	284	2	11648480	19207	132	8
11610078	19207	4701	N/I	11649243-1	19207	30	8
11610187	19207	1	2	11649243-2	19207	30	8
11611569		135	1	11649244	19207	24	4
11611572	19207	1802	N/I	116524	21450	2001	N/I
11611574	19207	1802	N/I	11658678	19207	159	2
11611619	19207	119	3	11658683-1	19207	1501	N/I
		1810	N/I	11658683-2	19207	1501	N/I
11613631	19207	20	2	11658685	19207	159	5
11613632-1	19207	20	2	11658687	19207	28	3
11614156	19207	28	4			29	3
1161457	19207	30	1	11658691	19207	39	1
11620983	19207	29	5	11658696	19207	1506	N/I
11620987-1	19207	29	6	11658697	19207	1506	N/I
11621116	19207	265	10	11663025	19207	1202	N/I
11621117	19207	2001	N/I	11663231	19207	1202	N/I
		265	31	11663232	19207	1202	N/I
11621118	19207	265	9	11663233	19207	1202	N/I
11621119	19207	265	20	11663236	19207	1202	N/I
11621120	19207	265	13	11664425	19207	284	15
11621121-1	19207	265	3	11664482	19207	58	20
11621121-2	19207	265	7	11664710	19207	92	4
11621122	19207	265	1	11664711	19207	92	1
11621123	19207	265	26	11664712	19207	92	8
11621124	19207	265	14	11677781	19207	1202	N/I
11621890	19207	265	21	117243	21450	0900	N/I
11621891	19207	265	29			62	12

Reference Number Cross-Reference to Figure and Item Number-Continued

REFERENCE NUMBER	MFG CODE	FIG NO	ITEM NO	REFERENCE NUMBER	MFG CODE	FIG NO	ITEM NO
117522	21450	236	21			238	12
		237	19	125003	78500	75	4
117614R1	31007	237	10	125120R1	31007	135	16
117965	24617	9	4			136	5
118125	21450	236	2	125250	24617	2004	N/I
118748	21450	6	4	125393	21450	105	19
118752	21450	307	30	125591	21450	172	1
119076H	31007	0401	N/I	125915	21450	270	12
		12	14	125966	21450	149	45
119128	21450	120	16	126273	62983	237	11
1192542	12204	94	12	126274	62983	237	21
		95	13	1263	76894	55	4
11967	97025	2001	N/I	12665R1	31007	222	4
1199F1436	78500	95	23	126657R1	31007	216	3
119931	21450	270	52	126658R91	31007	2001	N/I
119933	21450	307	32	126676	80048	236	13
12Z369-33	10001	271	16	127748R91	31007	3305	N/I
120AX73	21450	307	25	127822	21450	276	48
120063	21450	270	47	127849	21450	90	8
120214	21450	126	17	127950	24617	104	37
120286	21450	307	23	127979	80048	236	17
120322	21450	304	58	128140	21450	1411	N/I
120371	21450	25	13	128151	21450	164	6
120399	12204	7	8			167	3
120401	18876	3303	N/I			168	3
120520	21450	10	4			174	7
120614	21450	3303	N/I	128273	21450	297	7
120702	21450	270	50	129194	21450	210	9
1208	21760	271	6	12947R1	31007	70	1
120824R1	31007	2004	N/I	129475RP	31007	69	21
121211	19207	271	46	129475R1	31007	69	21
121222	21450	140	13	13PT573060	81348	104	19
		151	11	13Y4Z16	24076	212	8
121468	24617	95	5	13Y4210	24076	212	22
121619	21450	49	3	13Y4212	24076	212	34
		57	7	13Y4234	24076	212	21
121637	24617	167	23	13Y4249	24076	212	24
121754	21450	221	2	131050	21450	126	8
121830	21450	303	85	131143	21450	214	8
121832	31007	27	12	131144	21450	124	13
		296	3			125	16
121983	21450	71	12	132100	21450	33	1
122039	21450	128	4	133895	62983	237	4
122223	21450	254	38	134023	63977	237	12
12255305	78500	68	11	135587HA	31007	3303	N/I
1227S305	78500	69	8	137188	21450	3305	N/I
		95	3	137204	21450	173	3
1229H1022	78500	68	5	137218	21450	149	9
1229Q1031	78500	68	12	137238	21450	162	11
122901031	78500	68	12	137273	31007	128	7
123205	21450	239	23	137281	63977	236	3
123798	21450	82	39	13732B	80048	236	8
1244B548	78500	71	32	137329	63977	236	6
		71	32	137401	21450	82	49
1244C549	78500	004	N/I	137405	24617	3303	N/I
		71	32	137407	24617	0311	N/I
1244D550	78500	1004	N/I			272	10
		71	32	137409	12204	3303	N/I
1244F551	78500	1004	N/I	137413	21450	1411	N/I
		71	32			307	8
1244F552	78500	1004	N/I	137421	21450	307	33
		71	32	137422	21450	165	9
124934	21450	238	7	137423	21450	272	1

Reference Number Cross-Reference to Figure and Item Number-Continued

REFERENCE NUMBER	MFG CODE	FIG NO	ITEM NO	REFERENCE NUMBER	MFG CODE	FIG NO	ITEM NO
137425	12204	82	47	15C2213-100	80244	0608	N/I
1375	62983	2001	N/I	15039R	24617	3303	N/I
138082	21450	170	8	151510Z	24617	68	2
138085	21450	2004	N/I	1517596	70040	33	3
138485	21450	3307	N/I	15235	76894	54	3
138489	21450	283	9			56	3
138822	21450	102	43	1539135	19207	10	23
139239	21450	209	42	1568220	70040	309	13
139507H	31007	7	4	1568362	70040	309	7
139703	21450	209	1	157070	70408	130	29
1402867	24617	1411	N/I	1580377	19207	4701	N/I
140288	21450	307	34	1581351	70040	309	6
140306	24617	2004	N/I	1581430	70040	309	12
140899H	31007	85	26	1582082	24617	19	5
14100216	19207	199	1	160046	21450	22	16
14100221	19207	199	3	164354	21450	130	2
14100226	19207	199	6	164403	21450	38	6
14100227	19207	199	7	164475	21450	18	15
141044H	31007	101	11			282	6
141062	21450	167	8	1652-562392	19207	2001	N/I
		168	7	1652-582007	19207	2001	N/I
141262H	31007	70	3	1652-612176	19207	2001	N/I
141377H	31007	94	4	1652-612668	19207	2001	N/I
142334	24617	68	3	1652-614087	19207	2001	N/I
142423	24617	3305	N/I	1652-656845	19207	2001	N/I
142432	21450	1208	N/I	1652-656846	19207	2001	N/I
		1411	N/I	1652-695008	19207	2001	N/I
		3303	N/I	1652-695009	19207	2001	N/I
142433	21450	1208	N/I	1653-636228	19207	2001	N/I
		272	12	1661-582515	19207	2001	N/I
142435	24617	0501	N/I	169108	21450	76	4
142437	24667	3305	N/I	16932R91	31007	107	2
142510	21450	209	8	169382	21450	170	5
142881	62983	2001	N/I	169554	21450	149	17
143-60110-01900	79470	83	3	169754	21450	18	32
143030	21450	210	6	169756R1	31007	2001	N/I
143342	21450	253	2	169757R91	31007	2001	N/I
143936	21450	230	19	16992R1	31007	239	22
143970	21450	53	27	16995R1	31007	250	1
144039	21450	299	39	17X36	19207	2001	N/I
144040	21450	104	17	17C18035-90	80244	175	6
144074	21450	271	45	170466	21450	3303	N/I
144113	21671	1411	N/I	170677	57733	303	18
144119	21450	299	8	170914	57733	295	20
144121	21450	104	31	171104	21450	163	7
144130	24617	90	12			166	17
144245	79318	233	5			167	26
		234	5	171140	52676	248	16
		277	19	171209R91	31007	0613	N/I
144315	24617	305	7	171210R91	31007	0608	N/I
144574	21450	236	27	171211R91	31007	0613	N/I
144613	21450	104	34	171567R91	31007	0608	N/I
144700	21450	166	8	171568R91	31337	0608	N/I
144811	21450	279	6	171702	21450	137	18
145183	21450	295	2	172-0034	19207	266	13
145373	21450	2210	N/I	1720028	19207	120	3
145467	21450	167	11	1720034	19207	120	17
		169	10	172463	19207	184	1
		172	2	1729H1022	78500	68	5
147487	21450	253	22	173105	24617	56	18
14892	75198	130	31	173106	24617	56	19
15C2165170	80244	0608	N/I	177587	21450	254	41
		3303	N/I	1779HB	31007	100	3



REFERENCE NUMBER	MFG CODE	FIG NO	ITEM NO	REFERENCE NUMBER	MFG CODE	FIG NO	ITEM NO
17796H	31007	100	4	20033401	19207	197	27
17798H	31007	100	2	20033901	19207	194	21
17798HA	31007	100	6	20037601	19207	197	16
17812	19728	0613	N/I	20037701	19207	189	8
179124	21450	275	43	20041801	19207	190	8
179125	24617	276	4	20042303	19207	194	20
179377	21450	171	3	20043002	19207	197	15
180073	21450	126	18	20044701	19207	194	5
180325	21450	236	25	20045501	19207	194	18
181568	21450	266	3	20045901	19207	194	16
181608	10001	7	16	20047710	19207	192	8
181610	21450	1211	N/I	20048801	19207	194	35
181712	21450	123	5	20048803	19207	189	5
183GC162	89619	307	12	20048806	29107	194	3
183712	15434	3305	N/I	20049401	19207	194	26
186493	50513	139	2	20052018	19207	189	20
18672	21450	303	2	20052020	19207	189	13
187312	21450	137	12	20052302	19207	189	18
187321	24617	3305	N/I	20056101	19207	197	
187343	21450	165	14	20056401	19207	194	14
187396	21450	270	51	20057201	19207	197	8
187527	21450	210	32	20057301	19207	196	54
		216	27	20057401	19207	194	4
		259	28	20058001	19207	195	13
187541R1	31007	240	15	20100102	19207	189	4
		241	3	20100109	19207	194	38
187745	21450	295	15	20100114	19207	197	2
187867	21450	270	44	20100115	19207	197	14
187995	19207	130	34	20100274	19207	198	18
		132	3	20100668	19207	189	2
188002	50513	139	5	20100671	19207	197	1
189330	21450	266	22	20100682	19207	190	1
189510	21450	51	7	20100717	19207	197	4
189611	21450	90	11	20100718	19207	197	6
		91	1	20100722	19207	193	1
19MDX327	76040	6	17	20100723	19207	196	46
19MDX329	76040	6	20	20100724	19207	197	22
19MDX330	76040	6	23	20100731	19207	192	6
190922	21450	83	39	20100735	19207	197	7
191492	21450	270	17	20100739	19207	198	22
192065	21450	247	17	20100750	19207	198	17
192069	21450	3303	N/I	20100751	19207	189	19
192075	19207	1208	N/I	20100795	19207	197	24
		90	6	20100900	19207	196	71
192414	21450	254	22	20100903	19207	196	64
192769	21450	18	22	20100904	19207	196	45
193450	21450	2001	N/I	20100908	19207	193	22
1975	71296	295	23			196	12
1988	70270	224	3	20100910	19207	190	20
2A5988	76260	273	1	20100913	19207	196	37
2MDX178	76040	305	3	20100914	19207	196	33
2MDX294	76040	305	5	20100915	19207	196	31
2W-1-24-36-64	43999	31	2	20100916	19207	196	67
20QEX1134	76040	307	19	20100918	19207	190	15
20QEX279	76040	307	18	20100921	19207	190	7
20X59	24076	2001	N/I	20100926	19207	196	66
20015101	19207	190	11	20100927	19207	196	66
20017501	19207	194	11	20100933	19207	189	1
20020301	19207	189	16	20100936	19207	198	23
22021003	19207	189	10	20100939	19207	196	40
20024901	19207	197	12	20100948	19207	198	21
20032401	19207	197	23	20100950	19207	199	2
20032601	19207	197	25	20100952	19207	198	2
20032601	19207	197	25	20100952	19207	198	2

REFERENCE NUMBER	MFG CODE	FIG NO	ITEM NO	REFERENCE NUMBER	MFG CODE	FIG NO	ITEM NO
20100954	19207	198	3	3PT573051	81348	104	20
20100957	19207	198	7	3PT573057	81348	104	10
20100958	19207	198	8	3X-X14315	12204	103	5
20100959	19207	198	12	30E8	50513	131	13
20100961	19207	198	10	3005457	24076	2001	N/I
20100963	19207	198	4	301E8	50513	131	14
20100964	19207	198	4	303-8	00624	1411	N/I
2013991	24076	151	10	305580	24076	209	25
202677	06853	1208	N/I	307959-1	56232	3307	N/I
20309-1	4334	259	16	31089R	24617	3303	N/I
203252	06853	253	6	313	13515	0613	N/I
203253	06853	253	7	3202J2610	78500	74	3
203256	76040	253	8	032200-24	*	141	N/I
203257	06853	253	14	32393	78640	242	16
203265	06853	253	4	3278F84	78500	68	8
204185	06853	253	23	328E8	50513	131	16
2054	23382	1411	N/I	33H771	80244	3305	N/I
2090M5	50513	85	15	3326X4	79470	1208	N/I
21QBX155	76040	0312	N/I	355203R1	31007	1410	N/I
21QBX156	76040	0312	N/I	358503	19207	0608	N/I
21158-1821	73680	247	13	36RUA346P6	76040	6	6
212206	06853	82	46	36RUA347P20	76040	305	8
		82	41	36RUA348P34	76040	307	31
2150123	24617	307	2	26RUA349P31	76040	6	14
215305	06853	253	10	36RUA352P20	76040	307	20
217697	06853	82	45	362SP79	76040	2004	N/I
217849	24617	1208	N/I	362SP80	76040	2004	N/I
218339	24617	2001	N/I	362SP81	76040	2004	N/I
218699	21450	299	7	37X5	19207	2001	N/I
218709	21450	270	32	373874	06848	82	73
219359	21450	270	39	374119	21450	1211	N/I
219760	21450	1208	N/I	37419	06848	1204	N/I
		90	15	3773	80201	82	81
220069	21450	295	13	382407	32195	244	3
22088314	78500	74	4	3889L272A	78500	70	1
220984	44674	71	3	3890P354	78500	69	21
221367	06853	2001	N/I	4MEX3992	76040	306	4
221825	06853	1209	N/I	4MEX3993	76040	306	1
2231319	24617	67	7	400	61864	279	2
2234H190	78500	68	6	40018	77640	102	23
224106	06853	0613	N/I	414908PC40	10001	123	7
2297564	24617	229	2	415125	77640	108	10
230523	62508	0802	N/I	415131	77640	108	16
		1208	N/I	415141	77640	108	13
		3305	N/I	415180	77640	141	N/I
24-129	77977	20	1	42-5788	76260	61	33
245AX12		307	16	42C15120-215	19207	185	7
253GC1272	70434	3305	N/I	420993	21450	266	12
26C29400	81337	15	11	422B1	50513	131	10
264057R1	31007	2001	N/I	423522	21450	18	36
27X58	19207	2001	N/I	423568	21450	27	15
27W929-800	70040	14	15	423836	21450	308	12
272336	24617	101	16	424335	21450	168	14
2740226	78500	1202	N/I	425591	21450	169	11
2770M	50513	274	23	425594	21450	16	5
		48	21	425604	21450	36	15
2803N1470	78500	52	10	425859	21450	132	2
2803P1472	78500	52	10			18	34
28888	16004	275	30	426271	21950	131	21
29710H	31007	61	6	426754	21450	254	16
3C2208-1-13	81348	0608	N/I	426897	21450	211	14
3MFAX559	76040	14	5	426958	21450	67	11
3PT573039	81348	282	14	428997	21450	54	18

Reference Number Cross-Reference to Figure and Item Number-Continued

REFERENCE NUMBER	MFG CODE	FIG NO	ITEM NO	REFERENCE NUMBER	MFG CODE	FIG NO	ITEM NO
43-8575-045-010	81336	53	6	455184	21450	130	40
43C16570	10001	162	5	455334	21450	274	46
431904	21450	36	5	4598J	76260	214	3
431929	21450	270	38	470394	57733	3303	N/I
432449	19207	139	6	475005	21450	304	6
432478	21450	18	21	475127	21450	304	28
432769	21450	36	6	476357	72850	297	2
44P12-90	80244	0609	N/I	48RUA297	76040	12	12
44RU1693	76040	14	27	48RUX2176	76040	305	4
44T5080-30	80244	3305	N/I	484105	21450	304	36
44T531974	8024	2004	N/I	485301	57733	3303	N/I
44T5330-540	19207	2001	N/I	487274	57733	295	16
440502	21450	174	8			303	3
443342	21450	103	4	488163	21450	304	11
444012	21450	272	2	488164	21450	304	32
444014	21450	303	83	488558	21450	303	23
444020	77445	1411	N/I			304	24
444038	21450	303	71	488559	21450	304	22
444040	21450	307	22	488755	21450	304	29
444042	24617	272	7	488756	57733	303	15
444070	21450	1411	N/I	488788	21450	304	37
444120	21450	303	84	488960	21450	304	34
444147	21450	303	55	489389	21450	304	30
444598	21450	238	17	489406	21450	304	2
444655	24617	270	10	489408	21450	304	35
		271	24	489414	21450	304	17
444673	21450	1812	N/I	489426	21450	304	18
		264	4	489852	78385	304	13
		267	39	49R285	76040	9	16
		268	11	49034H	31007	1208	N/I
		270	27	49418H	31007	69	17
444679	24617	242	26	5-70-49	78080	0900	N/I
		267	47	5MDX1188	80063	305	11
444688	19207	231	4	5Y789	24076	222	4
		262	4	5Y795	24076	216	3
		267	46	500021	21450	46	11
		268	12			55	19
444691	21450	242	23	500094	21450	210	5
		254	29			259	15
444692	72582	2001	N/I	500097	21450	271	12
444697	21450	209	40	500130	21450	210	37
445612	21450	69	15			260	21
445933	21450	307	35	500135	21450	72	15
446212	31007	55	18	500136	21450	216	11
446257	21450	212	30	500169	19207	148	14
44697	21450	106	2	500177	21450	42	7
447811	21450	2001	N/I	500333	21450	91	3
45-1760-004-001	81336	102	45	500810	19207	282	2
45-2416-075-040	81336	3303	N/I	500821	21450	2001	N/I
45-4250-813-020	81336	1208	N/I	50097	21450	222	9
45-4250-815-050	81336	308	13	501212	21450	104	30
45-8575-045-010	81336	102	44	501236	21450	141	N/I
		75	3	501461	21450	230	10
451005	21450	163	15	501486	21450	278	2
451011	24617	3307	N/I	501487	19207	278	2
451031	21450	218	21	501514	21450	216	14
451079	21450	242	12	501588	21450	0704	N/I
451081	21450	209	26	501592	21450	2001	N/I
451976	21450	249	22	501924	21450	36	2
451988	21450	22	5	502268	21450	224	8
454087	21450	1411	N/I	502398	21450	264	26
454112	21450	1411	N/I			267	41
455177	21450	130	4			268	21

Reference Number Cross-Reference to Figure and Item Number-Continued

REFERENCE NUMBER	MFG CODE	FIG NO	ITEM NO	REFERENCE NUMBER	MFG CODE	FIG NO	ITEM NO
		75	6			48	15
502922	21450	15	10			65	3
503209	19207	185	4			67	15
503267	21450	174	18	52016129	19207	198	11
503271	21450	124	2	52067316	19207	191	18
503323	21450	123	1	5207X1	24617	274	41
503356	21450	55	17	5208	21760	267	28
503367	21450	238	4	520828	19207	1313	N/I
		239	11	5212	21335	264	13
503409	21450	239	13	5214324	19207	34	12
503449	21450	131	8	5214325	76040	34	5
503609	21450	173	4	5214326	19207	34	4
504201	21450	239	1	5214327	19207	34	3
504202	21450	211	18			34	13
		239	15	5214479	19207	0900	N/I
504208	21450	239	2	5214483	19207	0900	N/I
504209	21450	71	45	5214534	19207	110	7
504255	21450	85	1	5214539	19207	83	31
504256	82722	57	2	5214784	19207	274	62
504257	192007	85	4	5214787	19207	274	10
		86	15	5214807	19207	5	21
504312	19207	85	9	5224006	10001	274	56
504327	21450	85	34	52258002	19207	191	12
504329	21450	1208	N/I	5226033	19207	5	24
		85	36	52301795	19207	195	9
504337	21450	86	18	5262172	19207	1208	N/I
504356	21450	308	20	5262210	19207	14	29
504365	24617	57	9			15	3
504394	21450	1211	N/I	5277972	19207	2001	N/I
504463	21450	207	11			271	14
50513-1017Y2		129	14	5277984	19207	271	58
505557	21450	213	11	5277992	19207	259	30
506208	21450	0613	N/I	52803V	31007	106	14
506889	21450	0609	N/I	5282725	19207	79	5
506893	19207	185	5	5282743	19207	80	3
507506	21450	169	5	5283021	19207	101	15
510233	12450	1414	N/I	5283027	19207	101	13
5139123	19207	69	7	5283028	19207	101	12
		94	2	5283976	19207	106	7
		95	2	52864V	31007	1002	N/I
5141287	19207	45	19			1102	N/I
5143782	19207	55	22	5291580	19207	0900	N/I
5143813	19207	54	2	5291610	24617	0608	N/I
		56	2	5291734	19207	0900	N/I
		61	26	5294507	19207	23	13
51505A	02451	209	7	5298430	19207	67	12
5167466	19207	1204	N/I	5298439	19207	69	17
		83	2	5298441	19207	69	17
5167785	19207	98	1	5298442	19207	69	17
5168861	19207	276	28	5298443	19207	69	17
5175261	19207	1407	N/I	5298445	19207	69	17
5175262	19207	1407	N/I	5298446	19207	69	17
5175262	19207	1407	N/I	5298446	19207	69	17
5175415	19207	1204	N/I	5298447	19207	69	17
5186512	19207	1407	N/I	5298448	19207	69	17
5186592	19207	276	15	5298450	19207	69	17
5186593	19207	276	14	5298452	19207	69	5
5186770	19207	102	16	5298455	19207	69	13
5188696	97907	1411	N/I	5298456	19207	69	13
5192948	19207	276	51	5298457	19207	1002	N/I
51942	70270	224	4			1102	N/I
5196397	19207	267	49	5298458	19207	69	13
		268	8	5298468	19207	1002	N/I
		271	44			1102	N/I

Reference Number Cross-Reference to Figure and Item Number-Continued

REFERENCE NUMBER	MFG CODE	FIG NO	ITEM NO	REFERENCE NUMBER	MFG CODE	FIG NO	ITEM NO
5298689	19207	106	6	5703065	19207	40	1
5301357	19207	0900	N/I	5703074	19207	1810	N/I
5301613	19207	60	2	570348	21450	9	14
5311G26A7	38443	54	7	5703525	19207	3305	N/I
532160	19207	9	12	5703526	19207	1	1
5323473	19207	274	11	5703527	19207	41	1
		42	13	5703530	19207	3303	N/I
5323606	19207	274	14	5703535	19207	3303	N/I
5328463	19207	120	9	5703702	19207	3305	N/I
5331179	19207	1208	N/I	5703706	19207	3303	N/I
5340152	19207	253	5	5703713	19207	2001	N/I
5340153	19207	82	40	5703995	19207	0701	N/I
		86	16	5704031	19207	0311	N/I
		92	6	5704120	19207	1	1
537807	19207	119	4	5704350	19207	1	1
5381088	19207	18	20	570809	21450	308	18
538825	21450	91	4	570863	19207	85	19
538826	21450	91	6	571917	19207	3303	N/I
538827	21450	91	5	572929	19207	179	2
540404	21450	150	3	572930	21450	0608	N/I
540406	21450	150	2			3303	N/I
540411	21450	150	4	573036	21450	2001	N/I
5416501	19207	216	19			57	6
5416517	19207	271	57			83	24
542973	21450	217	2			85	29
543852	21450	303	60	573042	19207	1208	N/I
		304	75			38	11
545546	19207	278	4	573044	19207	308	10
545558	21450	150	6	573435	21450	23	4
54556H	31007	1002	N/I	573443	21450	3307	N/I
		1102	N/I	58182R1	31007	82	60
546875	21450	105	15	582947	21450	149	4
		1412	N/I	583244	21450	279	12
546885	21450	257	11	583552	21450	219	7
		261	10	583576	21450	219	10
546887	21450	237	9	583594	21450	149	35
546894	21450	2001	N/I	583708	21450	36	12
546895	21450	236	9	586452	21450	61	2
		3307	N/I	587305	21450	212	33
547201	21450	282	7			213	8
548005	21450	166	19			218	9
		167	28	587499	21450	131	23
548090	21450	36	4			149	23
549187	21450	279	19	587555	21450	76	24
549615	19207	185	6	588909	21450	174	1
550026	79419	264	9	589873	21450	213	26
55181	50513	131	3	589875	21450	209	32
5701060	19207	0608	N/I	589931	21450	259	12
5701380	19207	0608	N/I	589939	21450	211	16
5701468	19207	3303	N/I			218	14
5701469	19207	302	1	589949	19207	231	3
5701840	19207	3305	N/I	589965	21450	217	12
5701841	19207	3305	N/I	59QEA26P1	76040	104	35
5701842	19207	3305	N/I	59QEA26P2	76040	104	28
5701843	19207	3305	N/I	59QEA26P3	76040	104	36
5701844	19207	3305	N/I	59RUX348	76040	307	5
5701845	19207	3305	N/I	590185	21450	45	18
5702006	19207	3303	N/I	590206	21450	174	10
5702401	19207	0607	N/I	590219	21450	162	19
5702506	19207	0611	N/I	5910277	19207	1002	N/I
5702528	19207	1410	N/I			1102	N/I
5702826	19207	50	1	5910279	19207	1002	N/I

Reference Number Cross-Reference to Figure and Item Number-Continued

REFERENCE NUMBER	MFG CODE	FIG NO	ITEM NO	REFERENCE NUMBER	MFG CODE	FIG NO	ITEM NO
		1102	N/I	6799648	19207	2001	N/I
591384	21450	2001	N/I	7Y2033	24076	222	8
592V1	50513	136	4	70-1024-6	78880	293	3
592790	21450	165	4	700GC19	76040	0306	N/I
5939734	24617	27	3	7000259	19207	48	4
594001	21450	137	24	700079	21450	237	14
594269	21450	282	4	700081	21450	267	35
594270	21450	130	35			268	6
594467	19207	3303	N/I	700084	19207	56	9
595483	21450	173	12	700158	21450	304	33
596449	04636	254	15	7001650	19207	102	36
596453	21450	18	28	7001668	19207	70	12
596550	21450	11	15	7001893	19207	11	8
596800	21450	304	60	700220	78385	304	19
6-5-168X	78080	0900	N/I	7002402	19207	60	10
6-5-58X	78080	0900	N/I			63	8
6MDX244	70434	305	9	700245	78385	304	20
6X216	76260	0900	N/I	7002826	19207	207	5
6Y1127SA	24076	224	6	700290	21450	216	5
6Y1353SA	24706	224	1	7003615	19207	226	1
6Y2057	24076	222	6	700428	21450	61	15
6Y6802	24076	224	5	7005417	19207	137	2
6Z1667-42	80063	0608	N/I	7005602	19207	279	13
6Z1667-4413	80063	0608	N/I	7005603	19207	279	13
6Z1667-46	80063	0608	N/I	7005638	19207	279	17
6Z1667-47	80063	0608	N/I	7005798	19207	279	17
60N261700	80244	89	6	700658	21450	2001	N/I
60S88	80244	89	5	7007081	19207	136	39
605818	24617	267	19	7007089	19207	126	13
6100F	53477	96	3	7007127	19207	124	12
61086	12204	304	16			125	15
61404-2	65177	3303	N/I	70081	21450	222	10
6143903	19207	276	13	7010267	19207	310	5
6156756	19207	276	29	7010362	19207	310	3
6156763	19207	276	45	7010363	19207	310	4
6156769	19207	276	26	701194	78385	3303	N/I
6184126	19207	34	2	701365	21450	248	6
6210670	19207	267	36	7014964	19207	1208	N/I
		271	4			90	10
6210696	19207	267	34	7014965	19207	90	5
		268	22	7016441	19207	295	9
		271	5	701646	78385	303	26
6210708	19207	271	13	701649	21450	303	4
6222H	31007	2004	N/I	701651	21450	303	14
6244891	19207	124	4	701662	57733	303	24
6260226	19207	69	6	701668	21450	303	19
6262467	19207	274	16	701673	21450	303	22
6283377	19207	82	51	701682	21450	303	5
63AX1098	76040	307	7	7017002	19207	125	14
63AX1214	76040	3305	N/I	701702	21450	303	25
63AX1221	76040	0306	N/I	701704	21450	303	21
63AX1740	19207	104	29	701714	21450	303	11
63AX376	76040	3305	N/I	701716	78385	303	6
63AX558	76040	3305	N/I	7017190	19207	209	6
63AX72	76040	307	21	701761	78385	303	9
64F	30327	308	19	7018085	19207	173	11
64459	12204	304	15	7024227	19207	293	2
649AH10-26-1	31007	309	14	70322R1	31007	44	4
66032	82278	279	3			43	4
66036	82278	2201	N/I	7034614	19207	100	8
66048	82278	279	1	7034635	19207	100	8
67134	82278	279	20	7035446	19207	166	1
6764618	24617	2004	N/I			167	17

Reference Number Cross-Reference to Figure and Item Number-Continued

REFERENCE NUMBER	MFG CODE	FIG NO	ITEM NO	REFERENCE NUMBER	MFG CODE	FIG NO	ITEM NO
		168	10	7061278	19207	274	20
7037054	19207	2210	N/I	7061281	19207	274	50
7037055	19207	293	7	7061282	19207	141	9
7037056	19207	2210	N/I	7061283	19207	140	11
7042827	19207	0900	N/I	7061286	19207	140	10
7044248	19207	109	19	7061289	19207	140	8
7044253	19207	112	9	7061290	19207	141	14
7044643	19207	149	12	7061295	19207	141	4
7045152	19207	122	11	7062209	19207	102	62
7045796	19207	162	20	7064165	19207	149	41
7045797	19207	164	11			156	3
7046585	19207	102	40	7064246	19207	156	14
7046586	19207	102	34	706430	21450	70	9
7046592	19207	102	52	7064466	19207	78	27
7046593	19207	102	64	7064467	19207	1201	N/I
7046594	19207	105	4			78	16
7046595	19207	105	14	7064468	19207	78	26
7046597	19207	105	21	7064469	19207	78	5
7047097	19207	174	13	7064470	19207	78	18
7047098	19207	174	28	7064597	19207	256	10
7047101	19207	163	3	7065891	19207	309	15
7048624	19207	3303	N/I	7065892	19207	309	16
7048625	19207	6	15	7066000	19207	293	3
7049603	19207	112	8	7066001	19207	293	3
7050032	19207	82	42	7066002	19207	293	3
705007	21450	2001	N/I	7066003	19207	293	3
705022	19207	276	31	7066004	19207	293	3
705155	12742	126	11	7066007	19207	293	3
705475	21450	243	5	7066011	19207	82	44
705550	21450	70	10	7066437	19207	216	16
7056633	19207	3307	N/I	706691	12742	126	10
7056639	19207	36	9	7067974	19207	120	10
7056677	19207	3303	N/I	7068179	19207	120	14
7056678	19207	3303	N/I	7068180	19207	120	33
		3307	N/I	7068244	19207	120	37
7057810	19207	2001	N/I	7068245	19207	120	32
7058176	19207	82	50	7068505	19207	120	4
7058195	19207	82	72	706935	21450	239	9
7058197	9207	82	71	7071097	19207	71	37
7058752	19207	76	15	7071436	19207	1801	N/I
7058965	19207	282	3	7076220	19207	2604	N/I
7059240	19207	180	4	7076229	19207	310	19
7059459	19207	39	11	707625	21450	43	1
7059461	19207	18	33			44	1
7059462	19207	2210	N/I	7076968	19207	310	15
7059574	19207	0401	N/I	707728	19207	212	15
7061093	19207	151	21	7078072	19207	310	18
7061094	19207	151	22	7079783	19207	310	22
7061102	19207	136	27	708242	21450	43	15
7061110	19207	35	3			44	15
7061160	19207	274	3	7084725	19207	174	17
7061194	19207	274	5	7084791	19207	168	1
7061210	19207	274	54	7084828	19207	166	12
7061211	19207	274	55			167	19
7061265	19207	274	33	7084837	19207	166	18
7061266	19207	274	69			167	27
7061268	19207	274	60	7084840	19207	167	13
7061269	19207	274	6	7084850	19207	167	14
7061270	19207	274	4	7084857	19207	167	1
7061273	19207	274	27	7084860	19207	167	12
7061274	19207	274	58	7084861	19207	166	10
7061276	19207	274	53			167	20
7061277	19207	274	57	7084863	19207	168	5

Reference Number Cross-Reference to Figure and Item Number-Continued

REFERENCE NUMBER	MFG CODE	FIG NO	ITEM NO	REFERENCE NUMBER	MFG CODE	FIG NO	ITEM NO
7084866	19207	168	8	7331003	19207	115	5
7084868	19207	167	6			117	4
7084892	19207	169	9			118	7
7084893	19207	169	6			149	8
7084894	19207	169	15			1802	N/I
7084895	19207	169	1	7336048	11862	1812	N/I
7084923	19207	163	11	7336051	19207	1812	N/I
7084925	19207	163	8	7336054	19207	164	9
7084949	19207	163	10	7336055	19207	164	8
7084969	19207	170	4	7336056	19207	207	18
7084988	19207	171	2	7336057	19207	180	8
7084996	19207	169	8	7337351	19207	1411	N/I
7084997	19207	169	14	7337759	19207	46	5
7085352	19207	2201	N/I	7339955	19207	86	13
7088745	19207	18	37	7339985	19207	83	50
7089514	19207	120	24	7341234	19207	83	52
7089558	19207	101	14	7346093	19207	69	1
7089590	19207	101	2	7346730	19207	48	8
7089600	19207	101	6	7346731	19207	48	10
7092279	19207	207	19	7346732	19207	48	20
		32	1	7346734	19207	48	14
7092284	19207	207	10	7346735	19207	48	13
		32	1	7346737	19207	47	14
						48	19
7092530	19207	102	66			45	1
7092531	19207	108	2	7346738	19207	45	17
7092532	19207	108	22	7346740	19207	45	15
7092540	19207	102	6	7346741	19207	45	23
7092550	19207	102	56	7346742	19207	5	9
7092551	19207	102	57	7346744	19207	45	7
7092559	19207	102	61	7346746	19207	45	4
7096787	19207	2001	N/I	7346747	19207	45	14
7099506	19207	210	26	7346748	19207	43	7
71RUX11961	72619	3305	N/I	7346749	19207	44	7
712148	21450	69	22			43	14
712179	21450	249	18	7346750	19207	44	14
		56	24			52	13
712210	21450	54	21	7346751	19207	52	13
712286	21450	126	6	7346752	19207	52	13
712293	21450	45	2	7346753	19207	54	12
713537	21450	69	19	7346755	19207	53	26
7138979	19207	2004	N/I	7346756	19207	55	5
7142305	19207	3303	N/I			53	18
714246	19207	231	5	7346758	19207	52	12
7191233	19207	8	1	7346759	19207	52	3
72RUX11205	76040	307	13	7346760	19207	53	12
7205003	19207	1211	N/I	7346761	19207	56	27
7205944	19207	271	37	7346764	19207	54	25
7225614	19207	174	3	7346765	19207	54	22
7253784	19207	278	1	7346766	19207	54	27
73RUAX21403	19207	305	1	7346767	19207	56	20
73RUX21397	76040	307	11	7346768	19207	56	28
7308M	29337	275	11	7346769	19207	56	26
7320561	19207	4701	N/I	7346771	19207	54	23
7320642	19207	22	8	7346772	79207	53	15
7320658	19207	25	4	7346774	19207	0802	N/I
		26	3	7346775	19207	43	8
		27	9	7346776	19207	44	8
7320711	19207	23	7			43	6
7322720	19207	279	8	7346777	19207	43	5
7322721	19207	279	8	7346778	19207	43	12
7324355	19207	303	8	7346779	19207	44	12
7326126	19207	65	9			44	12



Reference Number Cross-Reference to Figure and Item Number-Continued

REFERENCE NUMBER	MFG CODE	FIG NO	ITEM NO	REFERENCE NUMBER	MFG CODE	FIG NO	ITEM NO
7346780	19207	45	11	7346956	19207	124	9
7346781	19207	45	8			125	2
7346784	19207	45	6			73	4
7346786	19207	43	2	7346957	19207	124	7
		44	2			125	10
7346787	19207	45	12	7346958	19207	128	11
7346802	19207	54	4	7346959	19207	1002	N/I
		56	4			1102	N/I
		69	28	7346970	19207	66	1
		78	7	7346971	19207	71	33
7346803	19207	55	2	7346972	19207	71	34
7346805	19207	64	1	7346974	19207	71	44
7346806	19207	1002	N/I	7346975	19207	71	43
		1102	N/I	7346976	19207	71	36
7346807	19207	1002	N/I	7346977	19207	71	22
		1102	N/I	7346978	19207	71	22
7346810	19207	65	4	7346979	19207	71	28
		75	2	7346980	19207	71	29
7346811	19207	71	17	7346982	19207	71	10
7346812	19207	71	25	7346983	19207	71	14
7346813	19207	71	27	7346984	19207	72	1
7346814	19207	66	2	7346985	19207	72	1
7346815	19207	71	16	7346986	19207	0900	N/I
7346816	19207	71	16			71	15
7346817	19207	67	10			72	14
7346818	19207	68	1	7346987	19207	72	11
7346819	19207	67	12	7346988	19207	72	12
7346820	19207	67	3	7346989	19207	72	9
7346822	19207	68	13	7346990	19207	72	8
7346823	19207	68	9	7346991	19207	71	1
7346824	19207	68	7	7346992	19207	71	2
7346825	19207	70	6	7346993	19207	71	7
7346876	19207	70	8			74	4
7346877	19207	70	13	7346997		73	1
7346878	19207	70	7	7346999	19207	124	1
7346879	19207	70	7	7347518	19207	48	5
7346880	19207	70	7	7347520	19207	43	3
7346881	19207	1102	N/I	7347548	19207	67	16
7346882	19207	70	4	7347577	19207	0608	N/I
7346883	19207	70	2	7347587	19207	45	13
7346885	19207	126	14	7347588	19207	45	5
		69	6	7347590	19207	47	16
		94	1	7347591	19207	42	5
7346886	19207	69	11	7347592	19207	42	3
7346887	19207	69	12	7347593	19207	42	11
7346888	19207	69	13	7347594	19207	47	7
7346889	19207	69	13	7347595	19207	45	21
7346890	19207	69	13			54	6
7346892	19207	69	20			56	6
7346894	19207	69	23	7347596	19207	45	20
7346895	19207	69	25			54	5
7346896	19207	69	24			56	5
7346897	19207	69	4			61	25
7346898	19207	67	14			69	2
7346899	19207	67	13	7347598	19207	48	7
7346900	19207	71	21	7347599	19207	48	11
7346922	19207	1802	N/I	7347657	19207	52	7
7346951	19207	72	16	7347712	19207	43	16
7346952	19207	124	10			44	16
		125	11	7347713	19207	42	10
7346953	19207	73	5	7347714	19207	43	10
7346954	19207	73	7			44	10

Reference Number Cross-Reference to Figure and Item Number-Continued

REFERENCE NUMBER	MFG CODE	FIG NO	ITEM NO	REFERENCE NUMBER	MFG CODE	FIG NO	ITEM NO
7347715	19207	48	9	7351016	19207	18	24
7347819	19207	2001	N/I	7351017	19207	102	33
		253	12	7351018	19207	102	7
7347820	19207	2001	N/I	7351020	19207	102	37
		253	12	7351021	19207	105	2
7348742	19207	5	20	7351026	19207	102	25
7348743	19207	5	11	7351029	19207	102	54
7348744	19207	5	5	7351030	19207	102	27
7348745	19207	2004	N/I	7351032	19207	102	24
7348746	19207	5	8	7351035	19207	102	5
7348748	19207	5	17	7351037	19207	102	14
7348769	19207	46	2	7351038	19207	102	21
7348826	19207	11	10	7351039	19207	108	3
		12	9	7351197	19207	38	4
7348827	19207	0401	N/I	7351271	19207	34	1
		11	19	7351272	19207	0611	N/I
		12	11			102	13
7348828	19207	11	3	7351273	19207	34	11
7348829	19207	11	20	7351275	19207	38	2
7348833	19207	11	18	7351315	19207	8	8
7348834	19207	11	14	7351359	19207	108	20
7348837	19207	11	16	7351360	19207	105	8
7348838	19207	11	9	7351362	19207	105	13
7348839	19207	11	9	7351363	77640	105	1
7348841	19207	59	2	7351364	19207	105	17
7348843	19207	0900	N/I	7351365	19207	105	16
		59	6	7351366	19207	105	3
7348847	19207	59	7	7351367	19207	105	12
7348848	19207	59	5			1412	N/I
7348887				7351406	19207	274	71
7348876	19207	0900	N/I	7351618	19207	3303	N/I
7348877	19207	101	1	7353762	19207	93	1
7348878	19207	60	4	7353765	19207	93	1
		63	3	7354001	19207	308	5
7348880	19207	60	6	7354014	19207	297	1
		63	5			301	4
7348881	19207	60	9	7354276	19207	1810	N/I
		63	7	7355562	19207	0607	N/I
7348882	19207	60	8	7355592	19207	0607	N/I
		63	6	7355713	19207	3303	N/I
7348884	19207	61	32	7355715	19207	3303	N/I
		62	3	7355719	19207	302	2
7348885	19207	0900	N/I	735589	21450	207	9
7348886	19207	62	8	7355938	19207	0613	N/I
7348887	19207	0900	N/I	7358501	19207	0608	N/I
7348890	19207	62	11	7358619	19207	19	20
7348891	19207	62	10	7358622	19207	19	7
7348892	19207	62	1	736005	21450	38	21
7348894	19207	99	9	736008	21450	38	19
7348897	19207	1401	N/I	7363002	19207	18	35
7348898	19207	100	1	7363011	19207	275	29
7348899	19207	100	1	7363012	19207	275	24
7349606	19207	276	54			276	37
7349680	19207	276	56	7367167	19207	47	15
7349777	19207	253	9	7368415	19207	92	10
735001	19207	252	2	7368416	19207	2004	N/I
7350577	19207	22	3			233	17
7350581	19207	22	13	7368502	19207	102	26
7350582	19207	22	12			102	65
7350593	19207	0609	N/I	7368516	19207	2210	N/I
7350939	19207	1411	N/I	7368523	19207	2210	N/I
7350971	19207	1411	N/I	7368681	19207	78	31

Reference Number Cross-Reference to Figure and Item Number-Continued

REFERENCE NUMBER	MFG CODE	FIG NO	ITEM NO	REFERENCE NUMBER	MFG CODE	FIG NO	ITEM NO
7368682	19207	78	14	7373276	19207	130	36
7368683	19207	78	19	7373277	19207	130	36
7369959	19207	100	10	7373283	19207	130	9
7369960	19207	99	10	7373284	19207	130	10
7369961	19207	101	8	7373285	19207	130	10
7369963	19207	101	10	7373286	19207	1801	N/I
7369964	19207	101	10	7373287	19207	130	20
7369965	19207	101	5	7373288	19207	130	15
7369966	19207	101	7	7373289	19207	130	38
7369968	19207	105	7	7373290	19207	130	38
7369969	19207	102	60	7373291	19207	130	19
7369970	19207	102	55	7373292	19207	130	37
7370149	19207	151	19	7373293	19207	130	1
7370250	19207	139	1	7373294	19207	130	1
7370252	19207	139	4	7373295	19207	130	24
7370254	19207	139	3	7373296	19207	130	22
7370384	19207	151	13	7373297	19207	130	22
7371886	19207	137	13	7373298	19207	1801	N/I
7372701	19207	282	15	7373299	19207	125	5
7372703	19207	283	11			130	3
7372705	19207	283	7	7373300	19207	130	25
		284	6	7373301	19207	130	28
7372711	19207	279	15	7373302	19207	132	4
7372712	19207	279	15	7373306	19207	140	4
7372716	19207	279	5	7373307	19207	141	1
7372718	19207	279	9	7373308	19207	140	5
7372719	19207	279	9	7273309	19207	140	6
7372722	19207	279	7	7373310	19207	1806	N/I
7372730	19207	802	N/I	7373311	19207	141	15
7372737	19207	135	48	7373312	19207	141	12
7372739	19207	136	18	7373313	19207	1806	N/I
7372766	19207	36	21	7373314	19207	141	6
7372767	19207	131	19	7373321	19207	131	1
7372770	19207	129	18	7373322	19207	131	1
7372775	19207	149	32	7373324	19207	137	17
		149	46	7373325	19207	137	3
7372776	24076	0609	N/I	7373326	19207	137	25
7372788	19207	151	8	7373327	19207	125	6
7372790	19207	151	23			137	16
7372792	19207	161	4	7373331	19207	137	14
7372793	19207	161	3	7373335	19207	131	4
7373115	19207	274	49	7373336	19207	137	21
7373206	19207	160	3	7373337	19207	137	22
7373207	19207	160	1	7373338	19207	131	2
		161	5	7373339	19207	0607	N/I
7373211	19207	36	20	7373340	19207	18	17
7373216	19207	34	6	7373347	19207	5	31
7373224	19207	277	40	7374809	19207	137	15
		5	33			137	27
7373229	19207	277	38	7374945	19207	0606	N/I
		5	30	7375024	19207	22	10
7373234	19207	277	36	7375221	19207	299	4
		5	29	7375240	19207	51	5
7373236	19207	36	24	7375245	19207	53	2
7373246	19207	303	78	7375246	78500	53	3
		3303	N/I	7375247	19207	0802	N/I
		38	12	7375248	19207	42	16
7373252	19207	83	41	7375251	19207	54	19
7373253	19207	83	14	7375252	19207	54	10
7373265	19207	10	18	7375253	19207	54	8
7373275	19207	130	26	7375254	19207	54	15

Reference Number Cross-Reference to Figure and Item Number-Continued

REFERENCE NUMBER	MFG CODE	FIG NO	ITEM NO	REFERENCE NUMBER	MFG CODE	FIG NO	ITEM NO
7375257	19207	56	15	7376183	19207	15	13
7375258	19207	56	17	7376200	19207	15	16
7375259	19207	78	8	7376203	19207	110	11
7375260	19207	56	10	7376240	19207	109	15
7375261	19207	0900	N/I	7376263	19207	240	11
		63	8	7376334	19207	109	3
7375282	19207	55	3	7376343	19207	11	17
7375284	19207	54	26	7376366	19207	16	3
7375285	19207	275	4	7376455	19207	82	2
		54	17	7376456	19207	82	7
7375286	19207	56	14	7376458	19207	82	79
7375287	19207	56	25	7376459	19207	82	17
7375288	19207	56	8	7376471	19207	54	20
7375289	19207	55	1	7376534	19207	274	21
7375290	19207	56	13	7376546	19207	274	7
7375291	19207	275	2	7376484	19207	46	1
		276	47	7376620	19207	0609	N/I
		52	1			135	37
7375292	78500	53	17	7376621	19207	0609	N/I
7375293	78500	23				136	24
7375294	78500	53	14	7376622	19207	56	7
7375297	19207	52	10	7376680	19207	82	15
7375656	19207	15	1	7376681	19207	82	70
7375657	19207	14	7	7376682	19207	82	11
		15	7	7376683	19207	82	18
7375658	19207	14	26	7376684	19207	1204	N/I
		15	21	7376687	19207	82	35
7375699	19207	23	9	7376688	19207	82	56
7375815	19207	3303	N/I	7376689	19207	82	1
7376092	19207	47	2	7376690	19207	82	30
7376093	19207	47	8	7376691	19207	82	64
7376094	19207	48	6	7376692	19207	82	65
7376095	19207	47	19	7376694	19207	82	10
7376096	19207	0704	N/I	7376695	19207	82	31
7376097	19207	56	23	7376696	19207	82	29
7376141	19207	3	3	7376698	19207	82	63
7376142	19207	3	6	7376699	19207	82	67
7376147	19207	0306	N/I	7376720	19207	82	34
		307	14	7376721	19207	82	78
		3305	N/I	7376722	19207	82	76
7376150	19207	9	8	7376723	19207	82	14
		60	5	7376724	19207	1204	N/I
		61	30	7376725	19207	82	59
		62	6	7376726	19207	82	66
		63	4	7376727	19207	82	33
7376151	19207	61	29	7376728	19207	82	26
		62	5	7376729	19207	82	20
7376155	19207	5	10	7376730	19207	82	24
7376156	19207	5	13			82	28
7376157	19207	3	5	7376731	19207	82	55
7376158	19207	3	2	7376732	19207	82	75
7376159	19207	3	4	7376733	19207	82	52
7376161	19207	42	4	7376734	19207	82	3
7376162	19207	47	17	7376735	19207	82	58
7376164	19207	45	16			82	19
7376165	19207	47	11	7376736	19207	82	37
7376172	19207	48	17	7376737	19207	82	68
7376173	19207	47	3	7376738	19207	82	25
7376174	19207	48	16	7376740	19207	82	4
7376177	19207	51	1	7376741	19207	82	61
7376178	19207	51	10	7376742	19207	82	8

Reference Number Cross-Reference to Figure and Item Number-Continued

REFERENCE NUMBER	MFG CODE	FIG NO	ITEM NO	REFERENCE NUMBER	MFG CODE	FIG NO	ITEM NO
7376743	19207	82	13			1810	N/I
7376744	19207	82	48	7409008	19207	158	23
7376745	19207	82	57	7409009	19207	158	7
7376746	19207	82	62	7409010	19207	158	18
7376748	19207	82	12	7409011	19207	158	20
7376750	19207	82	77	7409012	19207	158	15
7376751	19207	82	80	7409013	19207	158	2
7376752	19207	82	27			1810	N/I
7376753	19207	82	32	7409017	19207	1801	N/I
7376757	19207	82	9	7409019	19207	255	14
7377792	19207	253	16	7409020	19207	228	13
7378201	19207	36	3	7409023	19207	157	1
7384219	19207	3303	N/I	7409024	19207	157	2
7384388	19207	19	7			2001	N/I
7384389	19207	19	15	7409025	19207	235	6
7384392	19207	19	10	7409026	19207	235	8
7385905	19207	31	6	7409027	19207	235	9
738772	21450	216	31	7409029	19207	154	17
7389493	19207	93	2	7409030	19207	154	18
7389745	19207	303	86	7409037	19207	228	5
7390046	19207	3303	N/I	7409038	19207	228	7
7390367	19207	299	20	7409040	19207	228	8
7390375	19207	299	24	7409041	19207	228	9
7390869	19207	3303	N/I	7409042	19207	228	12
7392022	19207	3303	N/I	7409045	19207	154	8
7392224	19207	179	5		19207	1810	N/I
7392938	19207	278	3		19207	235	5
		281	1	7409050	19207	227	14
7397542	19207	2004	N/I	7409051	19207	227	17
		277	39	7409054	19207	227	7
		5	32	7409058	19207	227	2
7397723	19207	131	12	7409073	19207	230	3
7397729	19207	131	5	7409075	19207	229	1
7397744	19207	38	5	7409077	19207	229	5
7397754	19207	36	5	7409079	19207	227	22
7397758	19207	28	12	7409080	19207	227	3
		29	7			230	6
7397760	19207	135	31			235	7
		136	32	7409081	19207	230	17
7397775	19207	38	1	7409082	19207	231	19
		39	2	7409083	19207	230	1
7397785	19207	38	16	7490984	19207	230	8
7397794	19207	16	4	7490986	19207	230	5
7397798	19207	10	24	7409087	19207	230	12
7397848	19207	18	9	7409088	19207	230	15
7397850	19207	18	16	7409089	19207	230	14
7397851	19207	18	14	7409090	19207	266	1
7397852	19207	130	6	7409091	19207	266	4
7397853	19207	131	22	7409092	19207	266	5
7397859	19207	140	1	7409093	19207	266	8
7397931	19207	129	12	7409094	19207	266	14
7397999	19207	149	14	7409095	19207	266	21
7399088	19207	3303	N/I	7409096	19207	266	7
7401014	19207	3303	N/I	7409097	19207	266	20
7401017	19207	3303	N/I	7409098	19207	266	20
7401666	19207	299	12	7409099	19207	266	2
		303	28	7409100	19207	266	10
7401999	19207	3303	N/I	7409101	19207	266	11
7406974	19207	223	1	7409144	19207	7	6
7408773	19207	301	6	7409150	19207	208	19
		303	69			209	20
7409002	19207	158	6			213	17

Reference Number Cross-Reference to Figure and Item Number-Continued

REFERENCE NUMBER	MFG CODE	FIG NO	ITEM NO	REFERENCE NUMBER	MFG CODE	FIG NO	ITEM NO
		215	17	7409345	19207	123	15
7409157	19207	210	13	7409347	19207	124	4
7409162	19207	230	9	7409348	19207	2001	N/I
7409170	19207	86	9	7409349	19207	95	21
7409171	19207	18	27			94	17
7409194	19207	102	41	7409361	19207	76	14
7409197	19207	2001	N/I	7409363	19207	78	2
7409199	19207	240	3	7409364	19207	1201	N/I
		242	42	7409365	19207	77	15
7409205	19207	2001	N/I	7409366	19207	77	11
7409212	19207	158	12	7409367	19207	78	1
7409213	19207	156	1	7409369	19207	77	12
		1810	N/I	7409370	19207	78	25
7409215	19207	149	1	7409371	19207	78	6
7409217	19207	149	38	7409372	19207	77	9
7409231	19207	229	4	7409375	19207	1202	N/I
7409235	19207	230	20	7409376	19207	79	3
7409237	19207	230	18	7409380	19207	79	8
7409243	19207	2001	N/I	7409381	19207	79	27
7409245	19207	2001	N/I	7409382	19207	79	4
7409248	19207	266	9	7409385	19207	79	10
7409266	19207	10	16	7409387	19207	210	25
7409267	19207	9	9	7409389	19207	94	16
7409271	19207	10	1			95	20
7409273	19207	10	5	7409390	19207	94	14
7409278	19207	1407	N/I	7409391	19207	126	16
7409280	19207	103	19	7409394	19207	94	10
7409281	19207	107	10			95	9
7409283	19207	1411	N/I	7409395	19207	94	11
7409285	19207	1411	N/I			95	12
7409286	19207	104	8	7409402	19207	8	7
		1411	N/I			8	7
7409288	19207	1411	N/I	7409408	19207	274	31
7409290	19207	106	1			277	32
7409291	19207	103	7	7409410	19207	293	4
7409295	19207	103	8	7409419	19207	8	12
7409299	19207	228	10	7409420	19207	8	1
7409300	19207	7	15	7409422	19207	33	2
7409303	19207	7	3			8	6
7409304	19207	7	1	7409423	19207	283	1
7409305	19207	7	2	7409424	19207	277	8
7409306	19207	7	5	7409434	19207	277	12
7409307	19207	7	18	7409436	19207	277	27
7409309	19207	7	17	7409442	19207	84	20
7409312	19207	126	2	7409443	19207	84	7
7409313	19207	81	1	7409445	19207	90	5
7409323	19207	79	6	7409446	19207	85	27
7409327	19207	83	13	7409447	19207	5	38
7409329	19207	1204	N/I			78	24
7409331	19207	83	45			84	19
7409332	19207	83	28	7409448	19207	5	2
7409335	19207	123	9			84	3
		124	3	7409449	19207	84	16
		125	1	7409450	19207	1204	N/I
7409337	19207	109	25	7409451	19207	83	7
		123	2	7409452	19207	73	6
7409338		123	15	7409455	19207	85	22
7409339	19207	123	15	7409457	19207	85	23
7409340	19207	123	18	7409459	19207	85	12
7409341	19207	123	18	7409460	19207	86	5
7409342	19207	123	16			86	27
7409343	19207	123	11	7409462	19207	86	20
7409344	19207	123	12	7409464	19207	85	32

Reference Number Cross-Reference to Figure and Item Number-Continued

REFERENCE NUMBER	MFG CODE	FIG NO	ITEM NO	REFERENCE NUMBER	MFG CODE	FIG NO	ITEM NO
7409465	19207	86	21			277	11
7409468	19207	85	28			58	4
7409471	19207	86	8	7409543	19207	277	46
7409474	19207	83	32			58	17
7409475	19207	83	26	7409544	19207	58	2
7409476	19207	83	40	7409547	19207	277	17
7409477	19207	83	54			58	14
7409478	19207	83	21	7409548	19207	2004	N/I
7409479	19207	83	37	7409550	19207	126	5
7409480	19207	83	37	7409551	19207	71	9
7409481	19207	83	12	7409561	19207	134	9
7409482	19207	83	56	7409562	19207	134	6
7409483	19207	83	53	7409564	19207	135	21
7409484	19207	83	55			136	41
7409485	19207	83	42	7409565	19207	210	22
7409486	19207	1208	N/I			259	26
7409487	19207	85	3	7409568	19207	131	17
7409488	19207	85	35	7409574	19207	214	6
7409491	19207	85	38	7409579	19207	214	7
7409493	19207	85	37	7409580	19207	214	10
7409495	19207	85	16			274	42
7409496	19207	85	17	7409581	19207	214	4
7409497	19207	86	22	7409585	19207	274	38
7409502	19207	86	14	7409586	19207	274	68
7409506	19207	109	2	7409587	19207	274	51
7409508	19207	109	16	7409588	19207	274	51
7409512	19207	254	34	7409589	19207	274	1
7409514	19207	110	5	7409590	19207	274	17
		111	3	7409591	19207	209	37
7409515	19207	1501	N/I	7409592	19207	274	26
		244	10	7409593	19207	274	36
7409516	19207	109	28	7409594	19207	274	47
7409518	19207	1501	N/I	7409596	19207	279	4
7409519	19207	109	8	7409597	19207	279	4
7409520	19207	109	13	7409600	19207	126	15
7409522	19207	110	2	7409601	19207	124	11
		111	5	7409602	19207	124	11
7409524	19207	110	10	7409603	19207	126	12
7409526	19207	1501	N/I	7409604	19207	125	7
7409529	19207	1501	N/I	7409606	19207	126	3
7409533	19207	115	14	7409608	19207	126	7
		117	23	7409609	19207	211	13
		118	8	7409613	19207	124	11
		1810	N/I	7409615	19207	126	1
7409534	19207	117	1	7409617	19207	127	1
		118	4	7409618	19207	127	4
		149	11	7409628	19207	252	3
7409534-1	19207	115	6	7409629	19207	249	10
7409535	19207	117	18	7409630	19207	248	3
		118	13	7409631	19207	249	14
		1802	N/I	7409632	19207	248	14
7409536	19207	117	11	7409634	19207	254	4
		118	12	7409635	19207	248	20
7409537	19207	115	4	7409641	19207	237	15
		118	6	7409643	19207	243	23
		1810	N/I	7409645	19207	244	4
7409538	19207	227	30	7409646	19207	244	18
		277	45	7409649	19207	2001	N/I
7409539	19207	58	15	7409651	19207	242	29
7409540	19207	277	31	7409652	19207	236	5
7409542	19207	277	23	7409653	19207	237	7

Reference Number Cross-Reference to Figure and Item Number-Continued

REFERENCE NUMBER	MFG CODE	FIG NO	ITEM NO	REFERENCE NUMBER	MFG CODE	FIG NO	ITEM NO
7409655	19207	251	1	7409745	19207	243	18
7409656	19207	240	5			243	18
7409657	9207	239	19	7409746	19207	242	25
7409658	19207	239	8	7409747	19207	240	4
7409662	19207	1211	N/I			242	43
7409663	19207	216	23	7409748	19207	243	24
7409665	19207	219	12			243	24
7409666	19207	216	9			243	25
		217	14	7409749	19207	243	10
7409667	19207	216	44	7409750	19207	238	9
7409668	19207	219	1	7409752	19207	236	11
7409669	19207	216	8	7409759	19207	0609	N/I
7409671	19207	217	7			252	3
7409672	19207	216	43	7409760	19207	236	16
7409673	19207	216	28	7409761	19207	246	13
7409677	19207	209	33	7409762	19207	246	9
7409679	19207	278	3	7409763	19207	247	12
		281	1	7409764	19207	247	9
7409680	19207	211	15	7409766	19207	242	6
7409681	19207	278	2	7409767	19207	254	6
7409683	19207	246	15	7409777	19207	242	36
7409684	19207	2001	N/I	7409778	19207	242	5
7409685	19207	209	39	7409779	19207	254	35
7409686	19207	279	10	7409780	19207	242	11
7409687	19207	279	10	7409781	19207	242	35
7409689	19207	244	16	7409782	19207	243	26
7409691	19207	209	2	7409785	19207	239	20
7409694	19207	211	6	7409786	19207	240	10
		211	5			249	17
7409695	19207	211	11	7409787	19207	239	21
7409696	19207	209	36	7409790	19207	242	8
7409697	19207	2001	N/I	7409781	19207	250	9
		209	41	7409792	19207	254	24
7409701	19207	309	11	7409793	19207	250	26
7409707	19207	293	8	7409794	19207	249	4
7409708	19207	2210	N/I	7409795	19207	249	20
7409709	19207	293	4	7409796	19207	248	11
7409711	19207	293	1	7409797	19207	248	18
7409712	19207	293	1	7409798	19207	242	15
7409713	19207	293	1	7409799	19207	242	30
7409714	19207	293	1	7409800	19207	209	35
7409715	19207	293	1			210	12
7409716	19207	293	1			260	7
7409717	19207	293	6	7409803	19207	209	23
7409718	19207	2210	N/I			210	38
7409719	19207	293	8	7409804	19207	211	7
7409721	19207	2210	N/I	7409805	19207	211	1
7409724	19207	240	9	7409807	19207	211	10
7409725	19207	211	4			255	27
7409727	19207	209	3			258	3
7409728	19207	211	9	7409809	19207	210	3
7409729	19207	211	2	7409810	19207	210	16
		256	11	7409811	19207	210	11
7409730	19207	210	41	7409812	19207	209	12
7409731	19207	209	9	7409813	19207	2001	N/I
7409732	19207	254	1	7409814	19207	209	38
7409733	19207	250	14	7409816	19207	210	30
7409737	19207	237	16			259	27
7409738	19207	236	18	7409817	19207	210	18
7409740	19207	254	5			259	25
7409741	19207	236	1	7409818	19207	209	43
7409743	19207	247	16	7409821	19207	210	34



Reference Number Cross-Reference to Figure and Item Number-Continued

REFERENCE NUMBER	MFG CODE	FIG NO	ITEM NO	REFERENCE NUMBER	MFG CODE	FIG NO	ITEM NO
		260	6	7409929	19207	212	17
7409822	19207	210	4			219	16
		259	14	7409930	19207	219	6
7409823	19207	210	33	7409931	19207	216	10
		260	10	7409932	19207	216	30
7409825	19207	244	6	7409933	19207	216	36
7409826	19207	244	17	7409934	19207	2001	N/I
7409828	19207	244	15			216	35
7409829	19207	243	28	7409935	19207	219	11
7409837	19207	243	17	7409936	19207	216	24
7409838	19207	2001	N/I	7409939	19207	220	7
7409839	19207	236	12			221	7
7409840	19207	237	20	7409945	19207	219	2
7409841	19207	240	13	7409947	19207	220	6
7409843	19207	242	17			221	10
7409844	19207	242	31	7409948	19207	219	14
7409845	19207	242	18	7409949	19207	2001	N/I
7409847	19207	2001	N/I	7409950	19207	218	13
7409849	19207	242	9	7409951	19207	218	16
7409850	19207	242	10	7409952	19207	218	8
7409851	19207	236	10	7409953	19207	218	7
7409853	19207	236	19	7409954	19207	215	2
7409855	19207	236	26	7409955	19207	218	11
7409857	19207	254	28	7409956	19207	218	12
7409858	19207	254	25	7409958	19207	218	29
7409859	19207	254	36	7409959	19207	18	26
7409860	19207	244	2	7409960	19207	212	16
7409861	19207	244	14			218	27
7409864	19207	250	18	7409961	19207	218	24
7409865	19207	246	6	7409962	19207	218	25
7409867	19207	246	8	7409975	19207	2001	N/I
7409868	19207	2210	N/I			219	17
7409869	19207	2210	N/I	7409977	19207	216	34
7409870	19207	1208	N/I			217	1
7409871	19207	242	1	7409978	19207	220	1
7409873	19207	1211	N/I			221	5
7409878	19207	120	13	7409979	19207	217	15
7409881	19207	120	11	7409980	19207	215	1
7409882	19207	218	30	7409990	19207	2210	N/I
7409883	19207	121	2	7409993	19207	2210	N/I
7409884	19207	121	1	7410065	19207	161	1
7409887	19207	218	4	7410691	19207	35	1
7409891	19207	218	31	7410843	19207	82	82
7409892	19207	218	17	7410855	19207	82	74
7409893	19207	218	1	7411006	19207	136	19
7409894	19207	2001	N/I	7411057	19207	11	12
		208	20	7411059	19207	12	7
		21	18	7411060	19207	12	7
7409896	19207	218	18	7411061	19207	14	1
7409897	19207	218	20			15	2
7409898	19207	218	15	7411064	19207	0306	N/I
7409899	19207	218	32	7411067	19207	53	1
7409901	19207	120	12	7411068	19207	51	4
7409902	19207	120	19	7411070	19207	81	2
7409904	19207	222	5	7411071	19207	80	5
7409910	19207	273	5	7411074	19207	102	28
7409911	19207	222	15	7411075	19207	102	29
7409912	19207	273	4	7411085	19207	133	12
7409923	19207	252	1	7411086	19207	135	47
7409925	19207	216	15	7411087	19207	135	41
7409928	19207	220	5			136	10
		221	6	7411093	19207	11	9

Reference Number Cross-Reference to Figure and Item Number-Continued

REFERENCE NUMBER	MFG CODE	FIG NO	ITEM NO	REFERENCE NUMBER	MFG CODE	FIG NO	ITEM NO
7411094	19207	11	12	7412205	19207	276	5
7411095	19207	11	5	7412206	19207	275	34
7411096	19207	11	9			276	34
7411097	19207	11	9	7412211	19207	276	24
7411102	19207	103	6	7412306	19207	59	4
7411110	19207	123	15			62	9
7411111	19207	123	15	7412316	19207	0900	N/I
7411112	19207	123	15	7412376	19207	123	3
7411114	19207	124	11			99	5
7411115	19207	124	11	7412377	19207	102	4
7411116	19207	124	11	7412378	19207	102	4
7411120	19207	213	21	7412379	19207	102	4
7411121	19207	212	4	7412380	19207	2001	N/I
7411122	19207	208	1	7412382	19207	208	8
7411123	19207	212	25	7412581	19207	2001	N/I
7411124	19207	212	27	7412638	19207	0900	N/I
7411125	19207	212	6	7412946	19207	27	13
7411127	19207	61	22	7413037	19207	1208	N/I
7411129	19207	61	14			1211	N/I
7411130	19207	61	8	7413235	19207	11	11
7411131	19207	61	16			12	8
7411132	19207	61	20	7413266	19207	276	42
7411133	19207	61	7	7413282	19207	276	33
7411134	19207	61	5	7413283	19207	275	27
7411135	19207	61	3			275	37
7411136	19207	61	9	7413284	19207	276	41
7411137	19207	61	13	7413441	19207	210	35
7411141	19207	73	1	7413445	19207	277	21
7411142	19207	74	3	7413458	19207	117	3
7411146	19207	86	10	7413465	19207	1802	N/I
7411148	19207	83	54	7413485	19207	77	14
7411149	19207	83	37	7413486	19207	79	7
7411150	19207	83	53	7413488	19207	79	17
7411153	19207	212	18	7413490	19207	1208	N/I
7411154	19207	212	7	7413492	19207	1204	N/I
7411155	19207	212	32			83	18
7411158	19207	212	28	7413493	19207	83	58
7411159	19207	212	29	7413537	19207	102	63
7411160	19207	212	14	7413551	19207	210	15
7411161	19207	213	12	7413564	19207	304	5
7411162	19207	213	5	7413711	19207	297	3
7411163	19207	213	22	7413736	19207	298	5
7411164	19207	213	7	7413773	19207	297	5
7411166	19207	213	20	7413774	19207	297	8
7411170	19207	213	1	7413775	19207	297	9
7411174	19207	2004	N/I	7413776	19207	297	6
7411175	19207	2004	N/I	7413777	19207	297	10
7411182	19207	94	15	7413778	19207	297	4
7411183	19207	94	15	7413827	19207	3303	N/I
		95	15	7413899	19207	83	35
7411387	19207	233	24			86	12
7411410	19207	233	13	7413932	19207	225	1
7411413	19207	233	12	7413934	19207	225	3
7411415	19207	233	23	7413936	19207	253	20
7411147	19207	83	40	7413937	19207	1211	N/I
7412201	19207	2004	N/I			2002	N/I
7412202	19207	275	23	7413938	19207	253	3
		276	38	7413939	19207	253	11
7412203	19207	275	40	7413940	19207	253	24
		276	43	7413942	19207	271	22
7412204	19207	275	22	7413943	19207	271	38
		276	40	7413944	19207	271	42

Reference Number Cross-Reference to Figure and Item Number-Continued

REFERENCE NUMBER	MFG CODE	FIG NO	ITEM NO	REFERENCE NUMBER	MFG CODE	FIG NO	ITEM NO
7413945	19207	271	11			304	8
7413946	19207	271	17	7520358	19207	304	7
7413947	19207	271	27			3303	N/I
7413948	19207	271	48	7520366	19207	304	64
7413949	19207	271	62	7520367	19207	3303	N/I
7413950	19207	271	1	7520597	19207	9	8
7414251	19207	271	50	7520831	19207	167	5
7414252	19207	271	25	7520956	19207	46	8
7414253	19207	271	63	7520957	19207	46	7
7414254	19207	271	20			46	7
7414255	19207	271	34	7520964	19207	5	3
7414256	19207	271	7			84	2
7414257	19207	2002	N/I	7520971	19207	5	1
7414258	19207	271	49			84	4
7414259	19207	271	18	7520976	19207	46	3
7414260	19207	271	43	7521058	19207	274	59
7414261	19207	271	30	7521095	19207	47	4
7414262	19207	271	55	7521096	19207	47	6
7414263	19207	271	8	7521102	19207	47	5
7414265	19207	271	35	7521237	19207	52	14
7414266	19207	271	32	7521284	19207	78	3
7414267	19207	271	19	7521285	19207	78	20
7414275	19207	271	47	7521338	19207	0802	N/I
7414384	19207	79	11	7521387	19207	55	23
7414386	19207	271	52	7521390	19207	55	24
7415746	19207	76	22	7521391	19207	55	26
7416059	19207	5	12	7521436	19207	1810	N/I
7416350	19207	298	1	7521442	19207	53	7
		301	3	7521448	19207	78	21
7416552	19207	304	27	7521463	19207	18	30
7416621	19207	298	2	7521474	19207	98	2
7416869	19207	31	5	7521477	19207	18	29
7416874	19207	31	4	7521491	19207	34	10
7416960	19207	3303	N/I	7521492	19207	34	7
7417084	19207	215	5	7521596	19207	111	7
7417091	19207	273	2	7521631	19207	71	4
7417093	19207	213	2			74	1
7417094	19207	211	3	7521651	19207	1605	N/I
7417123	19207	4	4			65	5
7417124	19207	4	1			75	1
7417427	19207	296	13	7521693	19207	71	39
7417524	19207	296	6	7521975	19207	2004	N/I
7417951	19207	56	11			233	25
		56	16	7524043	19207	299	9
7418034	19207	109	14	7524078	19207	299	33
7418773	19207	126	9			303	62
7418836	19207	120	2	7524564	19207	0608	N/I
7418849	19207	120	36	7524649	19207	179	7
7418957	19207	277	34	7525172	19207	0608	N/I
7418958	19207	2004	N/I	7525365	19207	22	2
		277	35			23	2
7418959	19207	18	23	7525936	19207	22	6
7418960	19207	0609	N/I	7525940	19207	23	5
		18	31	7526002	19207	27	5
7418961	19207	102	49	7526003	19207	27	6
7418962	19207	51	3	7526006	19207	27	14
7418965	19207	0501	N/I	7526018	21450	25	5
7419110	19207	135	14	7526020	19207	26	2
742000	12603	236	15	7526022	19207	27	4
7422J	76260	0900	N/I	7526030	19207	27	10
75A115V	08108	32	3	7526590	19207	19	16
7520336	19207	294	1	7526591	19207	19	19
7520346	19207	303	7	7526594	19207	19	4

Reference Number Cross-Reference to Figure and Item Number-Continued

REFERENCE NUMBER	MFG CODE	FIG NO	ITEM NO	REFERENCE NUMBER	MFG CODE	FIG NO	ITEM NO
7526596	19207	0607	N/I	7534673	19207	122	2
7527628	19207	0608	N/I	7534674	19207	122	4
7527630	19207	0608	N/I	7534675	19207	122	10
7527639	19207	0608	N/I	7534676	19207	122	15
7527640	19207	0608	N/I	7534677	19207	122	7
7527642	19207	0608	N/I	7534680	19207	122	13
7527643	19207	0608	N/I	7534682	19207	122	12
7527644	19207	0608	N/I	7534684	19207	122	9
7527645	19207	0608	N/I	7534685	19207	122	14
7527646	19207	0608	N/I	7534686	19207	122	8
7527647	19207	0608	N/I	7534687	19207	122	1
7527648	19207	0608	N/I	7534690	19207	122	5
7527649	19207	0608	N/I	7534717	19207	67	8
7527651	19207	0608	N/I	7534781	19207	70	5
7527652	19207	0608	N/I	7535048	19207	69	3
7527653	19207	0608	N/I	7535063	19207	70	11
7527654	19207	0608	N/I	7535079	19207	67	4
7527655	19207	0608	N/I	7535226	19207	67	6
7529008	19207	140	14	7535567	19207	166	3
7529028	19207	140	7	7535589	19207	179	4
7529127	19207	307	24	7535609	19207	163	17
7529131	19207	141	2	7535611	19207	163	5
7529215	19207	22	9	7535612	19207	163	9
7529235	19207	10	12	7535616	19207	122	3
7529237	19207	10	9	7535618	19207	164	1
7529238	19207	10	6	7535620	19207	166	20
7529242	19207	25	2			167	29
		27	2	7535623	19207	167	10
7529294	19207	15	22	7535631	19207	174	31
7520295	19207	1810	N/I	7535643	19207	184	3
7529297	19207	131	24	7535644	19207	166	9
7529300	19207	130	32	7537364	19207	3303	N/I
7529301	19207	130	14	7537382	19207	330	N/I
7529302	19207	130	11	7537473	19207	299	13
7529304	19207	130	21	7538656	19207	274	66
7529305	19207	130	21	7538658	19207	274	67
7529309	19207	130	7	7538660	19207	274	40
7529317	19207	131	6	7538671	19207	274	35
7529318	19207	131	6	7538681	19207	274	39
7529319	19207	131	7	7538688	19207	264	11
7529320	19207	131	7	7538706	19207	208	21
7529322	19207	137	23			209	18
7531653	19207	301	7			213	19
7531654	19207	301	2			215	19
7531676	19207	301	9	7538725	19207	2001	N/I
7531682	19207	300	1			209	19
7531683	19207	3303	N/I	7538726	19207	209	29
7531690	19207	3303	N/I	7538727	19207	209	31
7531692	19207	3303	N/I	7538733	19207	209	24
7531701	19207	2210	N/I	7538742	19207	214	10
7531726	19207	3303	N/I	7538744	19207	214	4
7531727	19207	301	1	7538746	19207	214	8
7531730	19207	3303	N/I	7538770	19207	218	10
7531734	19207	3303	N/I	7538793	19207	2210	N/I
7531737	19207	3303	N/I	7538794	19207	2210	N/I
7531738	19207	3303	N/I	7539107-2	19207	165	13
7531740	19207	3303	N/I	7539112	19207	10	33
7531811	19207	299	5	7539114	19207	10	25
		301	8	7539129	19207	10	17
7533778	19207	18	8	7539130	19207	10	26
7533853	19207	85	20	7539131	19207	10	27
7534394	19207	122	6			130	13
7534660	19207	164	15	7539133	19207	10	34

Reference Number Cross-Reference to Figure and Item Number-Continued

REFERENCE NUMBER	MFG CODE	FIG NO	ITEM NO	REFERENCE NUMBER	MFG CODE	FIG NO	ITEM NO
7539185	19207	187	1	7700422	19207	304	48
7539199	19207	135	15	7700424	19207	304	80
7539201	19207	135	4	7700444	19207	304	46
		136	16	77010101	19207	193	15
7539213	19207	129	9	77010201	19207	193	17
		129	10	77010202	19207	193	18
7539214	19207	129	4	77010203	19207	193	19
7539221	19207	133	10	77010204	19207	193	20
		135	7	77010301	19207	193	7
		136	13	77010401	19207	193	11
7539222	19207	135	3	77010501	19207	193	13
		136	17	7702383	19207	101	3
7539255	19207	0607	N/I	7702941	19207	123	13
7539300	19207	85	13	7703021	19207	107	13
7539391	19207	89	7	7703976	19207	271	61
7539504	19207	36	18	77040201	19207	193	5
7539519	19207	0607	N/I	77040301	19207	193	9
7539543	19207	0609	N/I	7704076	19207	225	2
		135	28	77050101	19207	193	16
		136	34	77080101	19207	193	21
7539545	19207	135	46	7712833	19207	22	11
7539550	19207	22	4	7714881	19207	112	11
7539560	19207	0609	N/I	7714911	19207	112	3
		135	35	7716522	19207	0608	N/I
		136	28	7716523	19207	0608	N/I
7539652	19207	16	1	7716524	19207	0608	N/I
7539658	19207	132	6	7716525	19207	0608	N/I
7539659	19207	132	1	7716526	19207	0608	N/I
7539669	19207	129	21	7716527	19207	0608	N/I
7539672	19207	109	1	7716633	19207	0608	N/I
7539694	19207	18	40	7716634	19207	0608	N/I
7539695	19207	18	42	7716696	19207	0608	N/I
7539697	19207	282	5	7716697	19207	0608	N/I
7540419	19207	130	33	7716699	19207	0608	N/I
7541305	19207	310	43	7716715	19207	0608	N/I
7696384	19207	1407	N/I	7716716	19207	0608	N/I
7696481	19207	274	61	7716718	19207	0608	N/I
7698297	19207	120	23	7716721	19207	0608	N/I
7698438	19207	167	2	7717009	19207	2001	N/I
7699003	19207	2004	N/I	7717025	19207	2001	N/I
7700242	19207	303	74	7718093	19207	304	4
		3303	N/I	7720853	19207	179	6
7700243	19207	303	73	7722322	19207	0608	N/I
		3303	N/I	7722323	19207	0608	N/I
7700245	19207	303	68	7722343	19207	0608	N/I
7700248	19207	299	15	7723306	19207	0608	N/I
		303	52	7723307	19207	0608	N/I
7700251	19207	299	14	7723308	19207	0608	N/I
		303	38	7723309	19207	0608	N/I
7700253	19207	3303	N/I	7724765	19207	3303	N/I
7700264	19207	3303	N/I	7725557	19207	1204	N/I
7700351	19207	299	16	7725844	19207	112	15
		303	48	7726808	19207	0607	N/I
7700353	19207	299	31	7728-2-10	81336	230	2
		303	43	7728482	19207	17	1
7700374	19207	299	19	7728788	19207	21	3
		303	35	7728815	19207	0608	N/I
7700387	19207	304	49	7731421	19207	303	77
7700398	19207	304	41			37	1
7700402	19207	300	3	7731427	19207	0608	N/I
7700409	19207	304	52	7731428	19207	39	5
		304	51	7734003	19207	3303	N/I
7700413	19207	304	50	7734004	19207	3303	N/I

Reference Number Cross-Reference to Figure and Item Number-Continued

REFERENCE NUMBER	MFG CODE	FIG NO	ITEM NO	REFERENCE NUMBER	MFG CODE	FIG NO	ITEM NO
7735571	19207	275	9	7950091	19207	2604	N/I
7735601	19207	276	18	7950104	19207	310	6
7737120	19207	6	24	7950105	19207	2604	N/I
7737124	19207	6	32	7950108	19207	310	28
7737126	19207	6	28	7950112	19207	310	29
7737127	19207	6	33	7950124	19207	310	10
7737482	19207	6	27	7950127	19207	310	16
		6	29	7950129	19207	310	30
7739716	19207	2001	N/I	7950130	19207	310	31
7739718	19207	2001	N/I	7950131	19207	2604	N/I
7740-38-15	81336	229	9	7950132	19207	2604	N/I
7740-3821	81335	230	16	7950133	19207	310	32
7740-3828	81336	230	13	7950134	19207	310	33
7740722	19207	84	10	7950136	19207	310	34
7740774	19207	129	27	7950137	19207	310	35
7744284	18207	2210	N/I	7950139	19207	310	36
7745285	19207	87	2	7950142	19207	2604	N/I
7748088	19207	137	7	7930147	19207	310	37
7748580	19207	50	2	7950152	19207	310	38
7748585	19207	54	13	7950155	19207	310	39
7748586	19207	55	25	7950157	19207	310	42
7748587	19207	54	11	7950159	19207	310	40
7748588	19207	54	14	7950163	19207	2604	N/I
7748663	19207	42	14	7950165	19207	2604	N/I
7748814	19207	0306	N/I	7950189	19207	310	7
		303	54	7950198	19207	310	8
7759181	19207	174	26	7950248	19207	310	11
7759184	19207	180	2	7950564	19207	2604	N/I
7760412	19207	19	5	7950566	19207	2604	N/I
7760418	19207	19	20	7950630	19207	2604	N/I
7760505	19207	23	1	7950663	19207	2604	N/I
7760598	19207	0608	N/I	7950860	19207	2604	N/I
7760599	19207	0608	N/I	7951057	19207	299	2
		3303	N/I	7951084	19207	303	67
7761651	19207	275	39	7951086	19207	299	11
7762603	19207	3303	N/I			303	37
7762620	19207	18	44	7951217	19207	3303	N/I
7762673	19207	0606	N/I	7951221	19207	295	18
7762689	19207	0608	N/I	7951286	19207	3303	N/I
7762726	19207	0608	N/I	7951428	19207	299	1
7762737	19207	36	13	7951468	19207	299	17
7762738	19207	36	7			303	47
7764909	19207	112	4	7951506	19207	299	18
7765214	19207	23	3	7951656	19207	295	1
7765237	19207	3303	N/I	7951661	19207	303	51
78MR11	21450	104	18			3303	N/I
78080-12352		130	5	7951690	19207	3303	N/I
7876200		2	2	7951712	19207	303	81
79100289	19207	191	5			304	45
79100290	19207	191	8			3303	N/I
79100291	19207	191	3	7951725	19207	295	12
79100292	19207	190	19	7951726	19207	295	4
79100296	19207	190	17	7951727	19207	295	11
79100300	192007	192	1	7951728	19207	295	3
7932J	76260	0900	N/I	7951730	19207	295	19
79372	21450	303	16	7951732	19207	295	10
7950079	19207	310	23	7951734	19207	295	8
7950081	19207	2604	N/I	7951735	19207	295	7
7950082	19207	310	24	7951736	19207	295	21
7950088	19207	310	25	7951742	19207	3303	N/I
7950089	19207	310	26	7951744	19207	3303	N/I
7950090	19207	310	27	7951752	19207	295	17

Reference Number Cross-Reference to Figure and Item Number-Continued

REFERENCE NUMBER	MFG CODE	FIG NO	ITEM NO	REFERENCE NUMBER	MFG CODE	FIG NO	ITEM NO
7951827	19207	303	61			95	8
		304	72	7979322	19207	95	19
7954230	19207	19	12	7979323	19207	95	16
7954452	19207	209	30	7979324	19207	94	13
7954454	19207	209	34			95	14
7954460	19207	210	23	7979327	19207	73	8
7954473	19207	210	15	7979330	19207	79	9
7954475	19207	259	23	7979332	19207	79	13
7954476	19207	210	35	7979334	19207	79	15
7954477	19207	208	9	7979339	19207	79	21
7954482	19207	209	16	7979340	19207	79	14
7954483	19207	208	2	7979349	19207	71	8
7954484	19207	259	36			95	22
7954512	19207	19	14	7979355	19207	128	8
7954534	19207	217	13	7979363	19207	73	3
7954539	19207	218	6	7979766	19207	126	4
7954556	19207	216	29	7982398	19207	0608	N/I
7954563	19207	217	3	7982404	19207	299	32
7954564	19207	216	25	7982907	19207	303	34
7954568	19207	217	5			303	66
7954574	19207	215	7	7982997	19207	175	2
7954584	19207	219	13			176	4
7954585	19207	217	11	7984072	19207	0608	N/I
7954588	19207	216	12	7986268	19207	303	64
7954590	19207	215	10			304	55
7964135	19207	211	17	7991277	19207	3307	N/I
7971026	19207	1410	N/I	7992548	19207	123	8
7971027	19207	1410	N/I	7992549	19207	99	8
7971028	19207	103	1	7992550	19207	99	11
7971324	19207	158	14	7992551	19207	99	12
7971605	19207	19	8	7992575	19207	71	28
7971613	19207	39	1	7994577	19207	102	35
7971638	19207	303	12	7994965	19207	213	24
7971642	19207	303	20	7996977	19207	2210	N/I
7971653	19207	161	2	7996979	19207	2210	N/I
7971949	19207	228	6	7998644	19207	1411	N/I
7973339	19207	210	29	7998648	19207	1411	N/I
		259	29	7998650	19207	55	20
7974613	19207	2001	N/I	7999926	19207	308	9
		246	1	7999927	19207	308	1
7974676	19207	277	22	7999931	19207	308	3
		58	6			3307	N/I
7974710	19207	11	20	7999932	19207	308	15
7974750	19207	239	12	7999933	19207	308	17
7974751	19207	243	3	8E2H97VS	18170	6	31
7974752	19207	243	14	80MFX278	78040	14	10
7974883	19207	220	8	801169	19203	237	3
		221	8	805628	21450	242	22
7974962	19207	228	2	8165X18	79470	2001	N/I
7975609	19207	130	39	8175-1-1	81336	147	11
7978798	19207	303	76			152	10
7978825	19207	304	68	8175-1-2	81336	147	6
7979170	19207	109	10			152	7
		128	2	8175-1-3	31313	147	7
7979224	19207	73	10			152	5
7979263	19207	95	1	819906	18876	112	16
7979271	19207	79	24	82X3005	24706	224	2
7979272	19207	73	2	8210708	19207	222	7
7979286	19207	128	10	83AX222	76040	307	15
7979308	19207	94	3	83AX579-2	76040	6	21
7979313	19207	128	9	8327000	19207	57	8
7979315	19207	94	9	8327005	19207	86	26

Reference Number Cross-Reference to Figure and Item Number-Continued

REFERENCE NUMBER	MFG CODE	FIG NO	ITEM NO	REFERENCE NUMBER	MFG CODE	FIG NO	ITEM NO
8327007	19207	73	1	8327172	19207	2001	N/I
8327009	19207	55	15	8327174	19207	2001	N/I
8327010	19207	57	17	8327175	19207	2001	N/I
8327011	19207	57	16	8327176	19207	2001	N/I
8327012	19207	57	15	8327177	19207	2001	N/I
8327013	19207	49	1	8327178	19207	2001	N/I
8327014	19207	14	4	8327179	19207	2001	N/I
		15	6	8327180	19207	2001	N/I
8327015	19207	129	1	8327181	19207	2001	N/I
8327016	19207	129	23	8327185	19207	237	6
8327018	19207	0802	N/I	8327186	19207	2001	N/I
8327019	19207	49	11	8327187	19207	2001	N/I
8327020	19207	49	9	8327189	19207	2001	N/I
83270209	19207	124	11	8327199	19207	2001	N/I
8327021	19207	49	13	8327201	19207	2001	N/I
8327036	19207	42	6	8327202	19207	2001	N/I
8327038	19207	135	8	8327203	19207	2001	N/I
8327039	19207	136	12	8327204	19207	2001	N/I
8327048	19207	87	1	8327205	19207	2001	N/I
8327100	19207	49	14	8327206	19207	2001	N/I
8327101	19207	49	15	8327207	19207	2001	N/I
8327103	19207	48	25	8327210	19207	124	11
8327105	19207	49	6	8327211	19207	125	4
8327106	19207	49	4	8327212	19207	125	8
8327107	19207	19	17	8327213	19207	124	1
8327108	19207	49	2	8327216	19207	73	1
8327113	19207	275	6	8327219	19207	135	27
8327114	19207	275	5	8327220	19207	136	35
8327115	19207	275	3	8327221	19207	135	12
8327116	19207	275	14			136	7
8327117	19207	275	13	8327223	19207	135	23
8327118	19207	275	12	8327322	19207	274	2
8327119	19207	275	19			42	12
8327120	19207	275	18	8327440	19207	272	3
8327121	19207	275	17	8327443	19207	210	14
8327122	19207	2004	N/I	8327444	19207	210	40
		237	1			260	8
8327123	19207	71	40	8327473	19207	87	4
8327127	19207	275	10	8327909	19207	1208	N/I
8327131	19207	0609	N/I	8327938	19207	89	4
8327139	19207	124	11	8327979	19207	227	1
		125	12	8327980	19207	227	11
8327140	19207	1401	N/I	8327981	19207	227	8
8327141	19207	254	12	8327982	19207	227	4
8327142	19207	2001	N/I	8327983	19207	227	19
8327144	19207	236	14	8327984	19207	227	10
8327151	19207	246	19	8327985	19207	227	18
8327152	19207	2001	N/I	8327986	19207	227	16
8327153	19207	247	19	8328007	19207	276	50
8327154	19207	237	5	8328010	19207	2004	N/I
8327155	19207	236	24	8328122	19207	32	2
8327157	19207	254	31	8328151	19207	21	13
8327159	19207	237	13	8328153	19207	2001	N/I
8327160	19207	2001	N/I			231	6
8327161	19207	2001	N/I	8328155	19207	2001	N/I
8327162	19207	2001	N/I			231	12
		270	41	8328167	19207	2001	N/I
8327164	19207	2001	N/I	8328341	19207	264	30
8327166	19207	2001	N/I	8328370	19207	38	15
8327168	19207	2001	N/I	8328400	19207	2001	N/I
8327169	19207	2001	N/I	8328647	19207	298	3
8327170	19207	2001	N/I	8329141	19207	0610	N/I
8327171	19207	2001	N/I	8329525	19207	49	12



Reference Number Cross-Reference to Figure and Item Number-Continued

REFERENCE NUMBER	MFG CODE	FIG NO	ITEM NO	REFERENCE NUMBER	MFG CODE	FIG NO	ITEM NO
8329538	19207	103	1	8331588	19207	274	24
8329749	19207	102	50	8331869	19207	229	3
8330131	19207	2001	N/I	8331881	19207	2001	N/I
8330173	19207	254	42	8331882	19207	243	20
8330174	19207	236	23			243	20
8330243	19207	0607	N/I	8331883	19207	243	27
8330245	19207	244	9	8331938	19207	222	14
8330247	19207	107	1	8331956	19207	11	2
8330250	19207	2001	N/I	8332093	19207	2001	N/I
8330259	19207	57	5	8332127	19207	22	1
8330260	19207	57	14	8332227	19207	277	1
8330262	19207	89	1	8332229	19207	277	28
8330265	19207	125	3	8332233	19207	227	18
8330268	19207	124	6			58	8
8330326	19207	107	8	8332234	19207	277	26
8330332	19207	107	11	8332237	19207	277	5
8330333	19207	4	3			58	10
8330334	19207	307	9	8332238	19207	61	28
8330337	19207	39	12	8332246	19207	62	1
8330338	19207	39	4	8332247	19207	62	1
8330341	19207	39	9	8332248	19207	0900	N/I
8330342	19207	38	14			63	1
8330343	19207	39	8	8332249	19207	0900	N/I
8330409	19207	253	21			63	1
8330414	19207	210	19	8332451	19207	214	1
		222	3	8332452	19207	254	26
		259	32	8332472	19207	254	2
		267	31	8332477	19207	113	1
		268	17	8332478	19207	113	9
8330478	19207	2001	N/I	8332523	19207	109	23
		215	8	8332548	19207	1208	N/I
		216	1	8332554	19207	56	22
8330480	19207	231	1	8332557	19207	79	28
8330481	19207	231	11	8332591	19207	237	1
8330482	19207	231	2	8332609	19207	240	13
8330483	19207	231	10	8332610	19207	2001	N/I
8330484	19207	231	9	8332611	19207	2001	N/I
8330485	19207	2001	N/I			242	1
		231	16	8332613	19207	237	17
8330506	19207	244	6	8332616	19207	254	42
8330685	19207	82	43	8332623	19207	0900	N/I
8330742	19207	112	17	8332651	19207	1414	N/I
		113	5	8332652	19207	1414	N/I
8330743	19207	1503	N/I	8332653	19207	2004	N/I
		309	14	8332654	19207	277	42
8331052	19207	108	4			58	23
8331198	19207	109	7	8332655	19207	277	7
8331200	19207	113	12			58	11
8331201	19207	64	1	8332661	19207	59	3
8331202	19207	2001	N/I	8332666	19207	108	14
		209	15	8332668	19207	9	7
8331478	19207	1208	N/I	8332669	19207	9	3
		1211	N/I	8332670	19207	10	17
8331549	19207	69	17			9	2
8331550	19207	69	17	8332701	19207	72	8
8331551	19207	69	17	8332702	19207	72	11
8331552	19207	69	17	8332741	19207	11	6
8331553	19207	69	17	8333013	19207	77	1
8331554	19207	69	17	8333063	19207	2004	N/I
8331555	19207	69	17			276	32
8331556	19207	69	17	8333064	19207	135	19
8331557	19207	69	17			136	43
8331564	19207	109	27	8333071	19207	2001	N/B

Reference Number Cross-Reference to Figure and Item Number-Continued

REFERENCE NUMBER	MFG CODE	FIG NO	ITEM NO	REFERENCE NUMBER	MFG CODE	FIG NO	ITEM NO
8333092	19207	308	2			3303	N/I
8333099	19207	2002	N/I	8338564	19207	0608	N/I
8333100	19207	2004	N/I			179	10
8333102	19207	2004	N/I			207	4
8333103	19207	276	9			3303	N/I
8333247	19207	39	1	8338565	19207	0608	N/I
8333248	19207	39	1	8338566	19207	179	3
8333249	19207	39	1			304	67
8333250	19207	39	1			34	9
8333251	19207	39	1	8338567	19207	179	1
8333253	19207	39	1			34	8
8333254	19207	39	1	8340111	19207	307	3
8333276	19207	97	1	8342288	19207	1812	N/I
8333329	19207	111	7	8342289	19207	178	2
8333343	19207	2001	N/I	8342290	19207	207	8
8333346	19207	2001	N/I	8342292	19207	170	14
8333347	19207	2001	N/I	8343624	19207	76	2
8333348	19207	2001	N/I	8343628	19207	76	7
8333349	19207	2001	N/I	8343629	19207	76	5
8333350	19207	2001	N/I	8343630	19207	76	10
8333351	19207	2001	N/I	8343631	19207	76	17
8333354	19207	2001	N/I	8343634	19207	76	26
8333355	19207	2001	N/I	8243635	19207	76	9
8333356	19207	2001	N/I	8343637	19207	76	27
8333358	19207	2001	N/I	8344234	19207	208	7
8333404	19207	0704	N/I	8344235	19207	2210	N/I
8333477	19207	1209	N/I	8344240	19207	215	18
8333605	19207	41	2	8344242	19207	260	14
8333613	19207	42	1	8344248	19207	213	6
8333622	19207	43	3	8344250	19207	213	4
		45	3	8344506	19207	213	23
8333623	19207	46	4	8347009	19207	308	14
8333624	19207	42	17	8347011	19207	308	4
8333625	19207	46	14			3307	N/I
8333626-2	19207	0700	N/I	8347013	19207	308	7
8333631	19207	1407	N/I	8347014	19207	308	16
8333698	19207	1411	N/II	8359586	19207	299	28
8333711	19207	0700	N/I			303	49
8333753	19207	1002	N/I	8359600	19207	303	17
		1102	N/I	8359613	19207	294	6
8333791	19207	2004	N/I	8359617	19207	294	4
8333792	19207	2001	N/I	8359678	19207	294	5
8333793	19207	2001	N/I	8359820	19207	3303	N/I
8333796	19207	1412	N/I	8359927	19207	303	50
8333797	19207	1414	N/I	8359969	19207	207	12
8333868	19207	271	28	8364020	19207	303	1
8333870	19207	1204	N/I	83656	46522	296	26
8334000	19207	2001	N/I	8365663	19207	76	1
8334009	19207	22	5	8366166	19207	3303	N/I
8334012	19207	42	2	8366689	19207	310	41
833624	19207	42	17	8366733	19207	3303	N/I
8337110	19207	308	11	8366735	19207	300	2
8338561	19207	0608	N/I	8366977	19207	296	5
		175	4	8366978	19207	296	19
		176	6	8366984	19207	296	4
		179	8	837060	19207	137	9
		207	3	8370841	19207	303	87
		303	33			3303	N/I
		3303	N/I	8374950	19207	76	6
8338562	19207	0608	N/I	8374951	19207	76	18
		175	3	8374952	19207	76	8
		176	5	8374954	19207	76	3
		179	9	8375957	19207	296	8

Reference Number Cross-Reference to Figure and Item Number-Continued

REFERENCE NUMBER	MFG CODE	FIG NO	ITEM NO	REFERENCE NUMBER	MFG CODE	FIG NO	ITEM NO
8376101	19207	3303	N/I	8606	71294	296	27
8376125	19207	1812	N/I	861672	12603	237	8
		3303	N/I	8625-1	82815	3303	N/I
8376141	19207	304	56	8635932	19207	130	27
8376209	19207	0613	N/I	8642059	19207	310	21
8376299	19207	165	10	865779	19207	6	10
8376311	19207	85	2	8686996	19207	137	6
		90	2	8687079	19207	0607	N/I
8376369	19207	27	7	8687080	19207	0607	N/I
8376371	19207	106	4	8688995	19207	137	5
8376484	19207	18	19	8689206	19207	165	1
8376491	19207	0610	N/I			165	3
8376501	19207	19	2			165	3
8376532	19207	308	8			165	7
8376583	19207	105	10			165	16
8376760	19207	168	12	8689207	19207	303	75
8376915	19207	299	41			304	76
8380413	19207	167	18	8689211	19207	1208	N/I
8380420	19207	171	1	8689342	19207	3307	N/I
8380467	19207	196	14	8690463	19207	143	2
8380468	19207	169	8	8690466	19207	143	3
8380491	19207	168	11	8690527	19207	133	7
8380492	19207	166	6			133	2
		167	9	8690884	19207	208	14
		168	6	8690891	19207	215	14
8380493	19207	168	13	8698430	19207	1818	N/I
8380499	19207	188	3	8698434	19207	169	13
8380558	19207	78	12	8698436	19207	168	2
8380559	19207	78	29	8698437	19207	167	4
8380651	19207	299	25	8698440	19207	174	19
8380700	19207	0607	N/I	8698441	19207	166	7
8383070	19207	3303	N/I			167	15
8383072	19207	3303	N/I	8701439	19207	76	23
8386434	19207	299	23	8707521	19207	299	26
8387771	19207	310	1	8707524	19207	303	65
8390170	19207	310	17			304	54
839615	21450	3303	N/I	8707871	19207	299	6
8402437	19207	123	15	8708220	19207	2604	N/I
8402911	19207	2004	N/I	8708359	19207	310	2
8402917	19207	1810	N/I	8708638	19207	310	12
8402971	19207	2004	N/I	8708669	19207	2604	N/I
8404205	19207	0401	N/I	8708724	19207	310	14
8405X8X8	79470	3307	N/I	8708744	19207	310	13
8408438	19207	11	8	8708898	19207	2604	N/I
8408442	19207	111	4	8710560	19207	299	10
8409570	19207	70	6	8710562	19207	3303	N/I
8409574	19207	1002	N/I	8710563	19207	3303	N/I
		1102	N/I	8710612	19207	299	29
8409575	19207	1002	N/I	8710613	19207	299	22
		1102	N/I	8710615	19207	299	21
8409576	19207	67	4	8710626	19207	112	5
8409578	19207	1002	N/I	8710627	19207	112	10
		1102	N/I	8710630	19207	112	1
8409579	19207	68	6	8710633	19207	299	38
8409581	19207	68	10	8710637	19207	299	36
8409583	19207	68	8	8710638	19207	299	35
8410623	19204	3303	N/I	8710639	19207	299	34
8420424	19207	123	10	8710670	19207	299	40
8421875	19207	1002	N/I	8710856	19207	299	27
		1102	N/I			3303	N/I
848B1	50513	120	21			299	3
851B1	50513	120	20			303	36
85725	80048	236	4	8711323	19207	1002	N/I

Reference Number Cross-Reference to Figure and Item Number-Continued

REFERENCE NUMBER	MFG CODE	FIG NO	ITEM NO	REFERENCE NUMBER	MFG CODE	FIG NO	ITEM NO
		1102	N/I	8735030	19207	174	11
8711338	19207	45	22	8735031	19207	174	25
8712057	19207	60	2	8735033	19207	174	12
8712064-1	19207	1503	N/I	8735034	19207	174	5
8712087	19207	2001	N/I	8735035	19207	174	14
8712094-2	19207	62	1	8735036	19207	174	6
8712094-3	19207	61	28	8735037	19207	162	9
8712095-1	19207	60	1	8735040	19207	174	34
8712095-2	19207	63	1	8735050	19207	162	14
8712095-3	19207	63	1	8735051	19207	162	12
8712096	19207	214	1	8735054	19207	174	23
8712097	19207	61	28	8735056	19207	174	20
8712140	19207	14	19	8735057	19207	174	35
8712206	19207	45	11	8735059	19207	162	13
8712207	19207	44	3	8735060	19207	162	10
8712208	19207	45	3	8735061	19207	162	16
8712209	19207	44	5	8735063	19207	162	17
8712210	19207	45	8	8735071	19207	162	15
8712211	19207	44	6	8735074	19207	174	29
8713604	19207	3307	N/	8735075	19207	173	8
8713606	19207	3307	N/I	8735128	19207	173	10
8713636	19207	3307	N/I	8735129	19207	172	8
8713641	19207	3307	N/I	8735153	19207	172	7
8713975	19207	105	11	8735154	19207	172	6
8715107	19207	310	9			172	3
8720190	19207	0607	N/I			172	4
8720300	19207	254	8	8735157	19207	172	5
8720306	19207	1411	N/I	8735235	19207	163	2
8720827	19207	156	2	8735239	19207	163	13
8720828	19207	156	8	8735248	19207	163	6
8720848	19207	156	16	8735318	19207	164	16
8720944	19207	227	9	8735329	19207	163	1
8723828	19207	210	7	8735334	19207	164	4
8724357	19207	2210	N/I	8735426	19207	163	16
8724381	19207	278	4	8735431	19207	180	1
8724456	19207	1801	N/I	8735505	19207	5	25
		2201	N/I	8735566	19207	77	11
8724785	19207	3303	N/I	8735610	19207	22	13
8724787	19207	3303	N/I	8735846	19207	293	6
8728126	19207	128	5	8735849	19207	293	2
8728128	19207	128	5	8735862	19207	293	4
8728192	19207	275	36	8735863	19207	293	4
8728230	19207	102	1	8735864	19207	293	4
8728231	19207	108	1	8735865	19207	293	4
8728232	19207	1407	N/I	8735867	19207	293	4
8728234	19207	1407	N/I	8735973	19207	2001	N/I
8728235	19207	1407	N/I	8737816	19207	0306	N/I
8728239	19207	1407	N/I	8737966	19207	0501	N/I
8728289	19207	104	26	8741540	19207	123	10
		1407	N/I	8741683	19207	156	9
		1411	N/I	8741684	19207	156	7
8734960	19207	162	6	8741686	19207	156	19
8734961	19207	162	7	8741687	19207	156	17
8734990	19207	174	38	8741688	19207	156	18
8735018	19207	174	9	8741689	19207	156	11
8735022	19207	174	21	8741690	19207	156	5
8735023	19207	174	2	8741692	19207	156	15
		174	22	87416921	19207	156	10
8735024	19207	174	33	8741701	19207	293	4
8735025	19207	174	32	8741768	19207	208	22
8735026	19207	174	30			209	17
8735028	19207	174	27			215	20
8735029	19207	174	16	8741896	19207	156	6

Reference Number Cross-Reference to Figure and Item Number-Continued

REFERENCE NUMBER	MFG CODE	FIG NO	ITEM NO	REFERENCE NUMBER	MFG CODE	FIG NO	ITEM NO
8742053	19207	310	20	8758291	19207	55	8
8742054	19207	2604	N/I	8758292	19207	55	13
8742718	19207	1506	N/I	8758293	19207	55	9
8743871	19207	177	4	8758294	19207	55	11
8743911	19207	130	12	8758295	19207	55	10
8744043	19207	307	26	8758296	19207	55	6
8744222	19207	275	25	8758298	19207	55	14
8747887	19207	1208	N/I	8758301	275	21	
875161	19207	160	6	8758304	19207	276	44
8757686	19207	276	16	8758306	19207	276	20
8757706	19207	78	30	8758307	19207	276	19
8757707	19207	78	15	8758308	19207	276	10
8757709	19207	78	22	8758316	19207	79	25
8757719	19207	233	22	8758323	19207	101	4
8757842	19207	130	16	8758324	19207	53	24
8757843	19207	130	17	8758325	19207	101	19
8757920	19207	141	11	8758332	19207	94	6
8758038	19207	149	34	8758343	19207	65	2
8758064	19207	51	27	8758344	19207	75	7
8758082	19207	151	28	8758345	19207	65	1
8758097	19207	149	44	8758348	19207	72	13
8785101		149	18	8758352	19207	71	20
8758106	19207	156	13	8758357	19207	79	26
8758121	19207	149	43	8758371	19207	104	15
8758122	19207	149	43	8758375	19207	155	7
8758124	19207	151	1	8758394	19207	229	6
8758125	19207	151	15	8758397	19207	229	12
8758126	19207	151	18	8758401	19207	109	5
8758127	19207	151	17	8758402	19207	109	26
8758128	19207	151	2	8758403	19207	109	22
8758129	19207	151	9	8758404	19207	109	4
8758131	19207	118	5	8758405	19207	109	18
8758132	19207	151	14	8758407	19207	109	11
8758136	19207	151	7	8758408	19207	109	9
8758137	19207	151	4	8758409	19207	109	6
8758138	19207	151	1	8758412	19207	109	12
8758142	19207	142	1	8758434	19207	145	1
8758148	19207	118	10	8758435	19207	145	1
8758149	19207	149	49	8758436	19207	142	1
8758150	19207	149	29	8758441	19207	117	19
8758151	19207	149	24	8758442	19207	117	10
8758157	19207	149	31	8758443	19207	117	25
8758158	9207	1810	N/I	8758444	19207	117	9
8758160	19207	149	28	8758461	19207	117	12
8758164	21450	149	21	8758466	19207	99	13
8758168	19207	149	7	875855	21450	3307	N/I
8758181	19207	160	6	8758598	19207	158	19
8758183	19207	118	3	8758599	9207	158	22
8758194	19207	117	24	8758628	19207	154	4
8758195	19207	117	2	8758629	19207	154	4
8758197	19207	117	13	8758667	19207	155	1
8758198	19207	117	7			156	12
8758249	19207	67	9	8758686	19207	233	18
8758252	19207	68	4	8758687	19207	234	11
8758253	19207	71	35	8758688	19207	234	14
8758255	19207	80	6	8758690	19207	234	7
8758259	19207	80	6	8758691	19207	234	1
8758265-1	19207	71	38	8758692	19207	234	4
8758266	19207	1311	N/I	8758694	19207	233	1
8758276	19207	71	11	8758695	19207	233	6
8758278	19207	71	6	8758697	19207	233	8
8758286	19207	53	5	8758698	19207	232	2
8758290	19207	56	12	8758699	19207	233	7

Reference Number Cross-Reference to Figure and Item Number-Continued

REFERENCE NUMBER	MFG CODE	FIG NO	ITEM NO	REFERENCE NUMBER	MFG CODE	FIG NO	ITEM NO
8758700	19207	234	8			194	27
8758701	19207	234	10	90430050	19207	194	15
8758702	19207	233	10	90690055	19207	192	4
8758703	19207	233	11	90690081	19207	197	3
8758705	19207	154	5	90697040	19207	194	37
		1810	N/I			197	20
8758706	19207	154	2	90698020	19207	196	20
8758719	19207	154	19	90698022	19207	196	36
8758722	19207	158	11	90708075	19207	190	4
8758988	19207	170	10	90709255	19207	193	6
8759024	19207	170	1	90709380	19207	196	51
8759025	19207	170	17	90801035	19207	196	52
8759026	19207	170	6	90801105	19207	194	8
88015H	31007	68	12			194	30
88016H	31007	68	5	90802031	19207	194	1
881882	21450	1204	N/I	90804028	19207	195	5
8896953	18876	19	3	90804071	19207	196	39
89-195	46606	107	9	90804082	19207	189	15
8902-15-1	81336	148	1			190	2
8902-16-1	81336	148	11	90804145	19207	194	23
8902-16-2	81336	148	11			194	33
8902-16-3	81336	148	5	9080415	19207	189	7
8902-16-4	81336	148	6	90804150	19207	192	3
8902-16-5	81336	148	7			193	2
8902-17-1	81336	148	15	90804160	19207	194	32
8902-23-1	81336	147	5	90804185	19207	198	9
8902-24-15	81336	153	15	90804267	19207	196	14
8902-25-10	81336	153	5	90804385	19207	189	11
8902-29-1	81336	153	7	90804420	19207	190	12
8902-29-2	81336	153	2	90804485	19207	190	10
		153	8			196	19
8902-29-3	81336	153	1			198	15
8902-29-4	81336	153	6			199	4
8902-30-3	81336	153	9	90812010	19207	195	4
8902-30-4	81336	153	9	90813030	19207	197	1
8902-30-5	81336	153	9	90828047	19207	196	26
8902-30-6	81336	153	9	90828048	19207	196	18
8902-31-1	81336	153	10	90831035	19207	198	16
8902-31-2	81336	153	12	90831050	19207	197	11
8902-31-4	81336	153	13			197	13
8902-31-5	81336	153	11	90831075	19207	189	9
8902-31-6	81336	153	4			189	9
8902-31-7	81336	153	3			190	9
8902-32-1	81336	147	1	90831140	19207	192	9
8902-33-5	81336	147	15	90834289	19207	196	32
8902-34-1	81336	152	1	91603022	19207	196	34
8902-34-3	81336	152	48	91603230	19207	195	14
8902-34-4	81336	152	4			196	27
8902-35-1	81336	152	13	91604100	19207	196	68
8902-8-5	81336	1810	N/I	91604150	19207	196	22
8902-8-6	81336	1810	N/I	916042135	19207	195	17
8917J	76260	2001	N/I	922GC134	70434	3305	N/I
8935058	19207	162	8	92270038	19207	196	8
89985	19975	32	2	92404160	19207	193	4
90	01292	2001	N/I	92404165	19207	194	19
90200036	19207	196	48	92408022	19207	196	7
90200047	19207	195	1	92408030	19207	190	5
90200050	19207	196	70	92408045	19207	189	17
90200056	19207	196	42			190	6
90200058	19207	195	11			197	26
		195	11			198	20
		196	23	92415008	19207	197	17
90430045	19207	194	6	9280255	19207	198	1

Reference Number Cross-Reference to Figure and Item Number-Continued

REFERENCE NUMBER	MFG CODE	FIG NO	ITEM NO	REFERENCE NUMBER	MFG CODE	FIG NO	ITEM NO
92820345	19207	195	12	96091104	19207	196	59
92820414	19207	196	62	96091220	19207	196	61
92820620	19207	196	24	96091227	19207	196	53
92821160	19207	195	2	96091420	19207	196	58
92821190	19207	196	49	97130402	19207	191	11
92821205	19207	196	69	97130403	19207	191	9
92821225	19207	196	57	97135072	19207	191	2
92821227	19207	196	43	97140019	19207	191	4
93601305	19207	196	5	97140023	19207	191	10
93601335	19207	196	10	97140190	19207	191	6
94RUX235	76040	306	5	9714118	19207	191	7
94005025	19207	193	8	97175010	19207	193	14
9402685	19207	104	16	97175020	19207	194	2
		1411	N/I			194	12
9402713	24617	1411	N/I	97175025	19207	194	24
		270	36	97175039	19207	189	3
9402714	19207	270	11	97205080	19207	196	41
9402791	19207	270	21			196	44
9402838	19207	104	1	97205090	19207	196	6
9402867	19207	104	38			196	6
9402909	19207	270	35	97205175	19207	194	7
9403025	19207	270	55	97205185	19207	194	29
9409113	19207	244	7	97210135	19207	194	25
9409115	19207	131	9	97252009	19207	197	10
9409170	19207	2001	N/I	97252075	19207	197	19
9409173	19207	270	46	97252095	19207	194	9
9409179	19207	254	13	97252200	19207	194	10
		270	7	97252245	19207	194	28
9409180	19207	270	31	97255355	19207	193	10
9409188	19207	270	18	97255395	19207	194	17
943Y2	50513	134	17	97264002	19207	196	28
94813005	19207	196	13	97270059	19207	196	11
950210105	19207	194	31	97415015	19207	195	6
95205040	19207	195	16	97415145	19207	195	10
		196	55			196	56
95205285	19207	195	8	97431100	19207	195	3
		195	15	98-195	46606	107	9
95210125	19207	196	15	98005229	19207	196	60
95210245	19207	190	18	98005380	19207	191	16
95210330	19207	189	14	98045017	19207	197	5
		190	3	98308R1	31007	127	5
		190	3	98405076	19207	196	17
		196	21	98410030	19207	197	21
		198	5	98415015	19207	196	35
		198	13	98415020	19207	194	13
95210360	19207	190	14			169	30
95210390	19207	194	36	98415042	19207	196	20
		197	18			196	38
		197	9			198	6
95601125	19207	192	7			198	14
95601130	19207	193	12			199	5
95620037	19207	192	5	98415045	19207	189	6
95620085	19207	198	19			192	2
95670180	19207	196	50			193	3
96000220	19207	191	14			194	22
96002314	19207	196	47	98415050	19207	196	16
96003820	19207	196	63	98415054	19207	190	16
96081618	19207	191	17			194	34
96081619	19207	191	19	98415060	19207	189	12
		195	7			190	13
96082218	19207	191	15	98430012	19207	191	1
96082518	19207	191	13	98785R1	31007	129	26

Reference Number Cross-Reference to Figure and Item Number-Continued

REFERENCE NUMBER	MFG CODE	FIG NO	ITEM NO	REFERENCE NUMBER	MFG CODE	FIG NO	ITEM NO
98816R91	31007	133	21	99674R91	31007	309	14
		134	12	99777R91	31007	129	7
99-146-0	78080	103	21	99802012	19207	196	25
99-5	78080	103	10	99802217	19207	196	2
99381R1	31007	100	9	99802218	19207	196	3
99610LT	24617	269	8	99802219	19207	196	4
99673R91	31007	309	14	99802220	19207	196	1



**By Order of the Secretary of the Army:**

**W. C. WESTMORELAND,**  
*General, United States Army.*  
*Chief of Staff.*

**Official:**

**VERNE L. BOWERS,**  
*Major General, United States Army,*  
*The Adjutant General.*

Distribution:

To be distributed in accordance with DA Form 12-38 direct and general support maintenance requirements for Truck, Cargo, 5 Ton, M41, M54, M55.





**PIN: 027251-000**